

Golden State Valkyries (1-1) vs. Los Angeles Sparks (1-2)

May 23, 2025 - Crypto.com Arena - 7 p.m.
TV: ION; Radio: The Audacy App
Pregame Press Conferences
GSV - Natalie Nakase: 5:00 p.m.
LAS: Lynne Roberts: 5:15 p.m.



2025 SCHEDULE & RESULTS

MAY				
Tues	6	vs. Los Angeles*	7 p.m.	L, 83-82
Sun	11	at Phoenix*	3 p.m.	W, 84-79
Fri	16	vs. Los Angeles	7 p.m.	L, 84-67
Wed	21	vs. Washington	7 p.m.	W, 76-74
Fri	23	at Los Angeles	7 p.m.	ION
Tues	27	at New York	4 p.m.	KPIX, KMAX
Thurs	29	at New York	4 p.m.	KPIX, KMAX

JUNE				
Sun	1	vs. Minnesota^	5:30 p.m.	KPIX+, KMAX
Thurs	5	at Phoenix^	7 p.m.	KPIX+, KMAX, Amazon
Sat	7	vs. Las Vegas^	12 p.m.	ABC
Mon	9	at Los Angeles^	7 p.m.	KPIX+, KMAX
Sat	14	vs. Seattle^	5:30 p.m.	KPIX, KMAX
Tues	17	at Dallas^	5 p.m.	KPIX, KMAX
Thurs	19	vs. Indiana	7 p.m.	KPIX, KOVR, Amazon
Sun	22	vs. Connecticut	5:30 p.m.	KPIX+, KMAX
Wed	25	vs. New York	7 p.m.	KPIX+, KMAX
Fri	27	vs. Chicago	7 p.m.	ION
Sun	29	vs. Seattle	5:30 p.m.	KPIX+, KMAX

JULY				
Sat	5	at Minnesota	5 p.m.	KPIX, KMAX
Mon	7	at Atlanta	4:30 p.m.	KPIX, KMAX
Wed	9	at Indiana	9 a.m.	KPIX, KOVR, NBATV
Sat	12	at Las Vegas	1 p.m.	CBS
Mon	14	vs. Phoenix	7 p.m.	KPIX+, KMAX
Wed	16	at Seattle	12 p.m.	KPIX+, KMAX
Sat	19	All-Star Game		
Fri	25	vs. Dallas	7 p.m.	ION
Sun	27	at Connecticut	10 a.m.	KPIX+, KMAX, CBSSN
Tues	29	at Atlanta	4:30 p.m.	KPIX, KMAX
Thurs	31	at Washington	4:30 p.m.	KPIX, KMAX, Amazon

AUGUST				
Fri	1	at Chicago	4:30 p.m.	ION
Sun	3	at Las Vegas	3 p.m.	KPIX+, KMAX
Wed	6	vs. Las Vegas	7 p.m.	KPIX+, KMAX, NBATV
Sat	9	vs. Los Angeles	5:30 p.m.	KPIX+
Mon	11	vs. Connecticut	7 p.m.	KPIX+
Wed	13	at Washington	4:30 p.m.	KPIX, KMAX
Fri	15	at Chicago	4:30 p.m.	ION
Sun	17	vs. Atlanta	5:30 p.m.	KPIX+, KMAX, NBATV
Tues	19	vs. Phoenix	7 p.m.	KPIX+, KMAX
Fri	22	at Phoenix	7 p.m.	ION
Sun	24	at Dallas	1 p.m.	KPIX+, KMAX
Sat	30	vs. Washington	5:30 p.m.	KPIX+, KMAX
Sun	31	vs. Indiana	5:30 p.m.	KPIX, KMAX, NBATV

SEPTEMBER				
Tues	2	vs. New York	7 p.m.	KPIX+, KMAX
Thurs	4	vs. Dallas	7 p.m.	KPIX+
Sat	6	vs. Minnesota	5:30 p.m.	KPIX+
Tues	9	at Seattle	7 p.m.	KPIX+
Thurs	11	at Minnesota	5 p.m.	KPIX, KMAX

*Preseason // ^Commissioner's Cup // All times PT

GAME STATUS REPORT

Monique Billings - QUESTIONABLE - Right Ankle
 Tiffany Hayes - NWT - Nose
 Cecilia Zandalasini - OUT - Right Foot

LAST GAME'S STARTING V

#5 Kayla Thornton **F • 6-1 • 10th Season • Texas-El Paso**

	GP/GS	PPG	RPG	APG	BPG	SPG	FG%	MPG
2025:	2/2	12.0	4.5	1.0	0.5	1.5	0.320	30.5
Career:	276/145	7.1	4.2	1.2	0.3	0.8	0.410	23.5

Notes: Won the WNBA Championship with the Liberty in 2024...Didn't miss a game the last two seasons in New York (101 total across the regular season and playoffs)... Ranked second in the league in free throw percentage (.931) in 2019... Was ninth in the W in turnover percentage last season (9.7).

#13 Janelle Salaün **F • 6-2 • 1st Season • France**

	GP/GS	PPG	RPG	APG	BPG	SPG	FG%	MPG
2025:	1/1	10.0	4.0	0.0	0.0	1.0	0.364	28.0
Career:	1/1	10.0	4.0	0.0	0.0	1.0	0.364	28.0

Notes: Won the 2024-25 Lega Basket Femminile Championship for Beretta Famila Schio in Italy, scoring 11 points and adding eight rebounds in the title game... Started for France in their silver medal run at the 2024 Paris Olympics... Averaged 14.8 points per game and is shooting 37.3 percent from the three-point line for Famila Schio in Italian Serie A1

#14 Temi Fágbenlé **C • 6-4 • 4th Season • USC**

	GP/GS	PPG	RPG	APG	BPG	SPG	FG%	MPG
2025:	2/2	10.5	6.0	3.0	0.0	3.0	0.500	29.5
Career:	93/6	4.1	2.7	0.6	0.4	0.4	0.510	12.0

Notes: Set career highs last season with 6.4 points and 4.7 rebounds per game, and shot 50.9 percent from the floor for Indiana... WNBA Champion in 2017 with Minnesota... A team captain, full-time starter, All-Pac-12 Team honoree and Pac-12 All-Defensive Honorable Mention selection for USC in 2015-16

#15 Tiffany (Tip) Hayes **G • 5-10 • 13th Season • UConn**

	GP/GS	PPG	RPG	APG	BPG	SPG	FG%	MPG
2025:	2/2	10.5	5.0	1.0	0.5	0.5	0.350	22.0
Career:	352/281	13.2	3.2	2.4	0.2	1.0	0.438	27.1

Notes: 35th on the WNBA all-time scoring list and 10th among active players (4,623)... One of seven active players with over 4,000 career points, 1,000 rebounds, 800 assists and 300 steals... 2024 WNBA Sixth Woman of the Year... 2018 All-WNBA First Team and WNBA All-Defensive Second Team member... 2017 WNBA All-Star starter

#22 Veronica Burton **G • 5-9 • 4th Season • Northwestern**

	GP/GS	PPG	RPG	APG	BPG	SPG	FG%	MPG
2025:	2/2	12.0	5.5	4.0	0.0	2.0	0.400	23.0
Career:	109/22	2.8	1.6	2.0	0.3	0.7	0.331	14.1

Notes: Has reached the postseason in all three WNBA seasons (Dallas: 2022, 2023; Connecticut: 2024)... Became just the second player in WNBA history to have a perfect free throw percentage in 2022 (min. 30 attempts) on the year (Becky Hammon - 2014, 35/35)... Three-time Big-Ten Defensive Player of the Year (2020, 2021, 2022), also led the NCAA in steals (2021, 2022) for Northwestern

90-60 MINUTE PLAYER AVAILABILITY

5:30-5:45 - Fágbenlé, Leite,
 5:45-6:00 - Thornton, Linskens, Burton, Martin, Salaün, Talbot,
 Billings, Vanloo

*subject to change

ALPHABETICAL ROSTER

#	NAME	POS	HT	WT	EXP	DOB	SCHOOL	COUNTRY
25	Monique Billings	F	6-4	192	7	5/2/1996	UCLA	United States
22	Veronica Burton	G	5-9	155	3	7/12/2000	Northwestern	United States
14	Temi Fágbenlé	C	6-4	180	4	9/8/1992	USC	United Kingdom
15	Tiffany Hayes	G	5-10	155	12	9/20/1989	Connecticut	United States
0	Carla Leite	G	5-9	---	R	4/16/2004	Tarbes (France)	France
31	Kyara Linskens	C	6-4	---	R	11/13/1996		Belgium
20	Kate Martin	G	6-0	172	1	6/5/2000	Iowa	United States
13	Janelle Salaün	F	6-2	---	R	9/5/2001		France
7	Stephanie Talbot	F	6-2	192	6	6/15/1994	Adelaide (Aust.)	Australia
5	Kayla Thornton	F	6-1	190	9	10/20/1992	Texas-El Paso	United States
35	Julie Vanloo	G	5-8	---	1	2/10/1993		Belgium
24	Cecilia Zandalasini	F	6-2	175	3	3/16/1996	PF Schio (Italy)	Italy

STAFF

Head Coach: Natalie Nakase (UCLA – '03)

Assistant Coach: Kasib Powell (Texas Tech – '03)

Assistant Coach: Ta'Shauna "Sugar" Rodgers (Georgetown – '13)

Assistant Coach: Landon Tatum (Idaho – '12)

Head Video Coordinator/Coach Development: Sidney Dobner (Ashford – '18)

Director of Player Development: Sidney Parsons (Bridgeport – '10)

Assistant Video Coordinator: Daisy Feder (UC San Diego – '13)

PRONUNCIATION GUIDE

Temi Fágbenlé: TEM-ee Fahg-ben-leh

Carla Leite: Late

Kyara Linskens: KEY-ar-uh Lin-skins

Natalie Nakase: nuh-KAH-say

Kasib Powell: Kuh-sib

Janelle Salaün: Juh-nell Sa-LON

Stephanie Talbot: Tahl-bit

Julie Vanloo: Van-loo

Cecilia Zandalasini: Che-CHEE-lee-uh ZAN-dah-leh-see-nee

NUMERICAL ROSTER

0	Carla Leite
5	Kayla Thornton
7	Stephanie Talbot
13	Janelle Salaün
14	Temi Fágbenlé
15	Tiffany Hayes
20	Kate Martin
22	Veronica Burton
24	Cecilia Zandalasini
25	Monique Billings
31	Kyara Linskens
35	Julie Vanloo

HOW THE VALKYRIES WERE BUILT

Free Agent: Tiffany Hayes

Rookie Scale Contract: Kyara Linskens, Janelle Salaün

Expansion Draft: Veronica Burton (Connecticut Sun), Carla Leite (Dallas Wings), Temi Fágbenlé (Indiana Fever), Kate Martin (Las Vegas Aces), Stephanie Talbot (Los Angeles Sparks), Cecilia Zandalasini (Minnesota Lynx), Kayla Thornton (New York Liberty), Monique Billings (Phoenix Mercury), and Julie Vanloo (Washington Mystics).

LAST GAME

WOMEN'S NATIONAL BASKETBALL ASSOCIATION

OFFICIAL SCORER'S REPORT
FINAL BOX

Wednesday, May 21, 2025 Chase Center, San Francisco, CA
Officials: #42 Roy Gulbeyan, #32 Agon Abazi, #35 Catherine Chang

Game Duration: 2:19
Attendance: 18064 (Sellout)

VISITOR: Washington Mystics (2-1)

	POS	MIN	FG	FGA	3P	3PA	FT	FTA	OR	DR	TOT	A	PF	ST	TO	BS	+/-	PTS
22 Sonia Citron	F	34:46	3	11	2	6	2	2	0	8	8	1	2	1	1	1	-9	10
44 Kiki Iriafen	F	30:58	5	11	0	0	0	0	3	9	12	0	2	0	0	0	-11	10
31 Stefanie Dolson	C	19:11	2	6	0	1	0	0	2	3	5	3	4	1	2	0	-6	4
20 Brittney Sykes	G	33:27	8	19	3	5	11	14	1	4	5	3	4	1	1	0	2	30
1 Sug Sutton	G	13:02	0	2	0	1	0	0	0	0	0	2	2	0	0	0	-6	0
5 Jade Melbourne		28:51	3	5	1	2	1	1	0	7	7	7	3	1	5	0	1	8
0 Shakira Austin		10:06	1	1	0	0	0	1	1	3	4	0	1	1	5	0	11	2
3 Sika Koné		13:45	1	5	0	1	1	1	0	0	0	2	2	0	2	0	-1	3
33 Lucy Olsen		09:54	1	4	1	3	1	2	0	0	0	0	0	0	0	1	6	4
21 Emily Engstler		06:00	1	2	0	1	1	2	0	2	2	1	1	1	1	1	3	3
		200:00	25	66	7	20	17	23	7	36	43	19	21	6	17	3	-2	74
			37.9%			35%		73.9%		TM REB: 8								TOT TO: 18 (17 PTS)

HOME: GOLDEN STATE VALKYRIES (1-1)

	POS	MIN	FG	FGA	3P	3PA	FT	FTA	OR	DR	TOT	A	PF	ST	TO	BS	+/-	PTS
5 Kayla Thornton	F	26:52	5	14	2	8	6	6	0	5	5	1	4	2	1	1	19	18
13 Janelle Salaün	F	28:25	4	11	1	4	1	1	0	4	4	0	2	1	3	0	0	10
14 Temi Fágbenlé	C	27:02	3	10	0	2	0	0	2	5	7	2	5	4	2	0	6	6
15 Tiffany Hayes	G	13:24	0	4	0	2	2	2	0	1	1	1	1	0	0	0	4	2
22 Veronica Burton	G	29:15	6	11	3	4	7	8	4	5	9	5	2	2	3	0	0	22
20 Kate Martin		09:22	0	2	0	2	0	0	0	3	3	0	2	0	0	1	-15	0
25 Monique Billings		23:33	3	7	0	3	1	3	2	1	3	1	2	1	0	0	-6	7
35 Julie Vanloo		13:10	0	4	0	4	0	0	0	2	2	2	0	0	1	0	-9	0
7 Stephanie Talbot		08:18	0	2	0	2	1	2	1	0	1	0	0	0	1	0	-6	1
0 Carla Leite		20:39	2	7	1	6	5	6	2	0	2	3	4	0	0	0	17	10
31 Kyara Linskens		DNP - Coach's Decision																
		200:00	23	72	7	37	23	28	11	26	37	15	22	10	11	2	2	76
			31.9%			18.9%		82.1%		TM REB: 13								TOT TO: 13 (7 PTS)

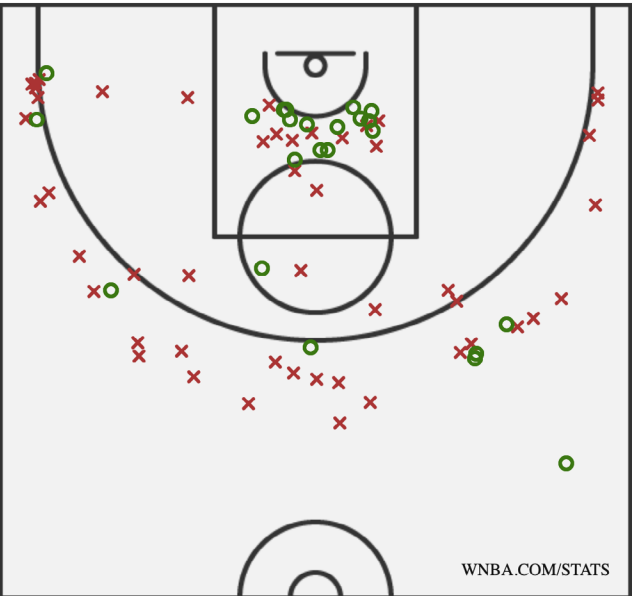
SCORE BY PERIOD	1	2	3	4	FINAL
Mystics	14	16	16	28	74
VALKYRIES	11	20	16	29	76

Inactive: Mystics - Amoore (Injury/Illness - ACL Injury), Edwards (Injury/Illness - Lower Back Contusion)
Inactive: Valkyries - Zandalasini (Injury/Illness - Right Foot)
Points in the Paint: Mystics 32 (16/32), VALKYRIES 28 (14/25)
2nd Chance Points: Mystics 14 (6/8), VALKYRIES 9 (3/11)
Fast Break Points: Mystics 9 (3/7), VALKYRIES 10 (3/8)

Biggest Lead: Mystics 9, VALKYRIES 7
Lead Changes: 12
Times Tied: 6

Technical fouls - Individual
Mystics (2): Austin 3:43 2nd , Citron 8:54 4th
VALKYRIES (0): NONE
Technical fouls - Non-Unsportsmanlike
Mystics (0): NONE
VALKYRIES (1): Billings 3:10 1st (Defensive Three Seconds)

GOLDEN STATE VALKYRIES DURING WAS VS GSV ON 05/21/2025



VALKYRIES CAREER STATS VS. LOS ANGELES

	GP	GS	MP	FG	FGA	FG%	3P	3PA	3FG%	FT	FTA	FT%	ORB	DRB	TRB	AST	STL	BLK	TOV	PTS	PTS	RPG	APG
Billings	21	6	457	58	132	0.439	1	5	0.200	36	48	0.750	54	102		23	15	9	31	153	73	74	1.2
Burton	13	3	152	4	28	0.143	2	15.000	0.133	7	7.000	1.000	5	8	13	19	11	1	8	17	1.3	1	1.5
Fágbenlé	9	2	164	24	45	0.533	4	10	0.400	7	10	0.700	8	23	31	8	6	3	11	59	6.6	3.4	0.9
Hayes	27	23	758	125	281	0.445	26	87	0.299	101	119	0.849	13	72	85	59	27	10	51	377	14	31	2.2
Leite	1	0	12	0	3	0.000	0	3	0.000	2	3	0.667	0	1	1	1	0	0	3	2	2	1	1
Linskens	1	0	3.7	0	0	0.000	0	0	0.000	0	0	0.000	0	0	0	0	1	0	1	0	0	0	0
Martin	5	2	99	8	17	0.471	6	10	0.600	2	2	1.000	2	10	12	9	0	1	4	24	4.8	2.4	1.8
Talbot	14	6	249	21	48	0.438	7	27	0.259	8	12	0.667	6	31	37	19	7	9	24	57	4.1	2.6	1.4
Thornton	27	16	641	81	160	0.506	29	68	0.426	29	32	0.906	35	76	111	35	30	2	25	220	8.1	4.1	1.3
Vanloo	4	3	106	16	36	0.444	13	30	0.433	0	0	0.000	1	11	12	19	4	0	13	45	11.3	3	4.8
Zandalasini	7	0	99	16	32	0.500	6	13	0.462	2	4	0.500	1	13	14	8	3	2	5	40	5.7	2	1.1

NOTES

Sparks Connections and Key Performances

- Stephanie Talbot was selected from the Sparks in the 2024 Expansion Draft.

- Kayla Thornton went 6-for-7 from deep against the Sparks on 6/22/24, marking the 31st time a player has knocked down six three-pointers in no more than seven attempts in WNBA history.

- Monique Billings has recorded two double-doubles over her last six games versus Los Angeles.

Roster Breakdown

- International: 6 players from 5 different countries (Australia, Belgium, France, Italy, United Kingdom)

- Rookies: 3 (Leite, Linskens, Salaün)
- Players in their 3rd year or more: 7 (Billings, Burton, Fágbenlé, Hayes, Talbot, Thornton, Zandalasini). Of these seven players, five have appeared in 100 or more games in their W career (Billings, Burton, Hayes, Talbot and Thornton)

- Five Valkyries who are on the current training camp roster have been drafted in the top 20, including two the top 10: Veronica Burton (#7 overall in 2022), Carla Leite (#9 - 2024), Tiffany Hayes (#14 - 2012), Monique Billings (#15 - 2018), and Kate Martin (#18 - 2024).

Championship Pedigree

- Valkyries players, coaches and executives bring a strong championship pedigree to the organization, which includes seven WNBA Championships, three Olympic medals, and four NCAA Championships across eight different players, coaches and executives:

- WNBA Championships: 7
 - Ohemaa Nyanin - New York Liberty in 2024
 - Natalie Nakase - Las Vegas Aces in 2023 and 2022
 - Sugar Rodgers - Minnesota Lynx in 2013
 - Kayla Thornton - New York Liberty in 2024
 - Temi Fágbenlé - Minnesota Lynx in 2017
 - Cecilia Zandalasini - Minnesota Lynx in 2017
- Olympic Medals: 3
 - Ohemaa Nyanin - Gold in 2018 and 2016 with Team USA
 - Janelle Salaun - Silver in 2024 with Team France
- NCAA Championships: 2
 - Tiffany Hayes - 2009 and 2008 with Connecticut

Notes

- Tiffany Hayes is currently 35th on the WNBA's all-time scoring list (4,644), and 10th among active players. Hayes also ranks 11th among active players in career steals (365).

- Temi Fágbenlé is coming off a 2024 campaign with Indiana in which she averaged 18.9 minutes, 6.4 points, 4.7 boards, 0.9 assists, 0.5 steals, and 0.7 blocks per game, all career bests for the center who is entering her fifth season in the W.

- Veronica Burton ranked 25th in the league last season in +/- at +3.5 on the year. Tiffany Hayes was 28th (+2.8) and

Kayla Thornton was 29th (+2.7).

- Tiffany Hayes is also coming off of a strong 2024 season in which she was tabbed the league's Sixth Player of the Year. The lefty shot a career-high 50.0 percent (minimum 150 FGA) from the field, and 40.2 percent from deep which ranked 10th in the W.

- Cecilia Zandalasini's 41.5 career three-point field goal percentage is currently 10th all-time in WNBA history and fourth among active players (min. 25 3FGM).

- Veronica Burton has a career 91.2 free throw percentage, which is the third best in league history (min. 50 free throws made). Burton has made 9 of 10 from the line this season.

- Golden State drew 17,428 fans in its preseason opener on May 6, which was the third largest preseason crowd in WNBA history.

- The Valkyries drew a sellout attendance of 18,064 during their home opener on May 16, which is the second-highest attendance by a WNBA team in their first-ever home game (Washington Mystics - 20,674 on 6/19/1998). That attendance was also the sixth highest in a team's first home game of the season. Golden State followed up with another sold-out crowd on May 21 with 18,064 fans.

- Golden State paces the league with 9.0 steals per game, and is second in free throw percentage at 85.4.

- Kayla Thornton recorded the first-ever points in franchise history at the 9:36 mark. Kate Martin handed out the first assist at 8:14, and Temi Fágbenlé knocked down the first three-pointer at 6:53 in the first quarter.

- Temi Fágbenlé's four steals on May 21 are the most recorded in the league this season, and her 3.0 steals per game is tied for the best in the WNBA.

- Kayla Thornton (5-5) and Tiffany Hayes (5-5) are two of 16 players in the league who have yet to miss from the charity stripe.

- Golden State has scored 33.6 percent of its points from threes, which is the second-highest rate in the league. The Valkyries have also gotten 24.5 percent of their points from the free-thrown line, also the second highest mark in the WNBA.

- Both Monique Billings and Julie Vanloo are a perfect 11-of-11 on field goals in the restricted area this season.

10,000 and Counting

- On March 26, 2025, the Golden State Valkyries eclipsed the 10,000 season ticket mark for the team's inaugural 2025 season, presented by Kaiser Permanente. The Valkyries, who are the first WNBA expansion team since 2008, became the first WNBA team on record to hit this milestone.

LASTTIME VS. LOS ANGELES (MAY 16, 2025)

WOMEN'S NATIONAL BASKETBALL ASSOCIATION

OFFICIAL SCORER'S REPORT FINAL BOX

Friday, May 16, 2025 Chase Center, San Francisco, CA

Officials: #55 Eric Brewton, #7 Angelica Suffren, #26 Angel Kent

Game Duration: 1:55
Attendance: 18064 (Sellout)

VISITOR: Los Angeles Sparks (1-0)

	POS	MIN	FG	FGA	3P	3PA	FT	FTA	OR	DR	TOT	A	PF	ST	TO	BS	+/-	PTS
2 Rickea Jackson	F	35:14	5	15	3	6	0	0	0	5	5	3	2	1	4	1	12	13
5 Dearica Hamby	F	35:38	6	12	0	1	2	3	2	8	10	1	3	3	2	0	18	14
23 Azurá Stevens	C	32:24	4	7	0	2	3	4	0	5	5	0	2	4	0	2	11	11
0 Odyssey Sims	G	30:33	2	6	0	2	3	3	1	0	1	6	3	2	0	1	25	7
10 Kelsey Plum	G	40:00	11	19	4	6	11	11	0	2	2	6	2	5	2	0	17	37
12 Rae Burrell		00:41	0	0	0	0	0	0	0	0	0	0	1	0	0	0	-2	0
13 Sarah Ashlee Barker		13:32	1	3	0	2	0	0	0	2	2	1	0	0	2	0	-1	2
21 Mercedes Russell		11:58	0	1	0	0	0	0	0	2	2	2	1	1	1	0	5	0
32 Emma Cannon	DNP - Coach's Decision																	
1 Sania Feagin	DNP - Coach's Decision																	
200:00			29	63	7	19	19	21	3	24	27	19	14	16	11	4	17	84
			46%		36.8%		90.5%		TM REB: 8			TOT TO: 12 (15 PTS)						

HOME: GOLDEN STATE VALKYRIES (0-1)

HOME: GOLDEN STATE WARRIORS (5-1)																		
	POS	MIN	FG	FGA	3P	3PA	FT	FTA	OR	DR	TOT	A	PF	ST	TO	BS	+/-	PTS
5 Kayla Thornton	F	34:17	3	11	0	6	0	0	1	3	4	1	2	1	1	0	-17	6
20 Kate Martin	F	20:37	0	3	0	1	2	2	0	0	0	1	0	0	1	0	-9	2
14 Temi Fágbenlé	C	31:38	6	8	2	4	1	1	2	3	5	4	3	2	1	0	-17	15
22 Veronica Burton	G	17:13	0	4	0	2	2	2	2	0	2	3	0	2	1	0	-6	2
15 Tiffany Hayes	G	30:21	7	16	2	5	3	3	2	7	9	1	4	1	4	1	-21	19
0 Carla Leite		11:50	0	3	0	3	2	3	0	1	1	1	2	0	3	0	9	2
25 Monique Billings		23:18	2	7	1	4	2	2	1	7	8	0	1	0	2	1	-8	7
35 Julie Vanloo		27:06	5	11	4	10	0	0	1	3	4	2	3	1	6	0	-16	14
31 Kyara Linskens		03:40	0	0	0	0	0	0	0	0	0	0	1	1	1	0	0	0
		200:00	23	63	9	35	12	13	9	24	33	13	16	8	20	2	-17	67
			36.5%		25.7%		92.3%		TM REB: 9			TOT TO: 22 (25 PTS)						

SCORE BY PERIOD	1	2	3	4	FINAL
Sparks	19	23	24	18	84
VALKYRIES	20	19	21	7	67

Inactive: Sparks - Allemand (Injury/Illness - Left Knee), Brink (Injury/Illness - Left Knee)

Inactive: Valkyries - Salaün (Rest), Talbot (Injury/Illness - Right Quad), Zandalasini (Injury/Illness - Right Foot)

Points in the Paint: Sparks 40 (20/37), VALKYRIES 22 (11/24)

2nd Chance Points: Sparks 3 (1/2), VALKYRIES 12 (5/8)

Fast Break Points: Sparks 17 (6/9), VALKYRIES 9 (3/7)

Biggest Lead: Sparks 17, VALKYRIES 4

Lead Changes: 5

Times Tied: 7

Technical fouls - Non-Unsportsmanlike

Sparks (1): Hamby 4:20 3rd (Defensive Three Seconds)

VALKYRIES (0): NONE

TEAM SINGLE-GAME HIGHS

CATEGORY	OVERALL			QUARTER			HALF		
	HIGH	DATE/LAST	MATCHUP	HIGH	DATE/LAST	MATCHUP	HIGH	DATE/LAST	MATCHUP
POINTS	76	May 21, 2025	Golden State vs Washington	29	May 21, 2025 (Q4)	Golden State vs Washington	45	May 21, 2025 (H2)	Golden State vs Washington
FIELD GOALS	23	2x; May 21, 2025	Golden State vs Washington	8	May 21, 2025 (Q4)	Golden State vs Washington	14	2x; May 21, 2025 (H2)	Golden State vs Washington
FIELD GOAL ATTEMPTS	72	May 21, 2025	Golden State vs Washington	21	May 21, 2025 (Q2)	Golden State vs Washington	38	May 21, 2025 (H1)	Golden State vs Washington
3-POINT FIELD GOALS	9	May 16, 2025	Golden State vs Los Angeles	4	2x; May 21, 2025 (Q4)	Golden State vs Washington	5	2x; May 21, 2025 (H2)	Golden State vs Washington
3-POINT FG ATTEMPTS	37	May 21, 2025	Golden State vs Washington	12	May 16, 2025 (Q3)	Golden State vs Los Angeles	20	May 21, 2025 (H1)	Golden State vs Washington
FREE THROWS	23	May 21, 2025	Golden State vs Washington	9	May 21, 2025 (Q4)	Golden State vs Washington	12	May 21, 2025 (H2)	Golden State vs Washington
FREE THROW ATTEMPTS	28	May 21, 2025	Golden State vs Washington	10	May 21, 2025 (Q4)	Golden State vs Washington	14	2x; May 21, 2025 (H2)	Golden State vs Washington
OFFENSIVE REBOUNDS	11	May 21, 2025	Golden State vs Washington	4	May 21, 2025 (Q2)	Golden State vs Washington	6	May 21, 2025 (H2)	Golden State vs Washington
DEFENSIVE REBOUNDS	26	May 21, 2025	Golden State vs Washington	8	May 21, 2025 (Q1)	Golden State vs Washington	15	May 21, 2025 (H1)	Golden State vs Washington
TOTAL REBOUNDS	37	May 21, 2025	Golden State vs Washington	11	May 21, 2025 (Q2)	Golden State vs Washington	20	May 21, 2025 (H1)	Golden State vs Washington
ASSISTS	15	May 21, 2025	Golden State vs Washington	5	2x; May 21, 2025 (Q4)	Golden State vs Washington	9	May 21, 2025 (H2)	Golden State vs Washington
STEALS	10	May 21, 2025	Golden State vs Washington	4	2x; May 21, 2025 (Q3)	Golden State vs Washington	6	May 21, 2025 (H1)	Golden State vs Washington
TURNOVERS	22	May 16, 2025	Golden State vs Los Angeles	8	May 16, 2025 (Q1)	Golden State vs Los Angeles	11	2x; May 16, 2025 (H2)	Golden State vs Los Angeles
BLOCKS	2	2x; May 21, 2025	Golden State vs Washington	1	4x; May 21, 2025 (Q3)	Golden State vs Washington	1	4x; May 21, 2025 (H2)	Golden State vs Washington

INDIVIDUAL SINGLE-GAME HIGHS

Assists	5/21	WAS	5	Veronica Burton	Points Second Chance	5/16	LAS	8	Temi Fágbenlé
Assists Turnover Ratio	5/16	LAS	4	Temi Fágbenlé	Defensive Rebounds	5/16	LAS	7	Monique Billings
Blocks	5/16	LAS	1	Monique Billings		5/16	LAS	7	TiffaHayes
	5/16	LAS	1	Tiffany Hayes	Defensive Rebounds %	5/16	LAS	44.51%	Monique Billings
	5/21	WAS	1	Kate Martin	Offensive Rebounds	5/21	WAS	4	Veronica Burton
	5/21	WAS	1	Kayla Thornton	Offensive Rebounds %	5/16	LAS	14.08%	Veronica Burton
Blocks Received	5/16	LAS	1	Monique Billings	Rebounds %	5/16	LAS	22.89%	Monique Billings
	5/16	LAS	1	Tiffany Hayes	Rebounds Total	5/16	LAS	9	Tiffany Hayes
	5/16	LAS	1	Kate Martin		5/21	WAS	9	Veronica Burton
	5/16	LAS	1	Julie Vanloo	Second Chance Points Att.	5/16	LAS	4	Temi Fágbenlé
	5/21	WAS	1	Janelle Salaün	Second Chance Points Made	5/16	LAS	3	Temi Fágbenlé
	5/21	WAS	1	Stephanie Talbot	Steals	5/21	WAS	4	Temi Fágbenlé
	5/21	WAS	1	Julie Vanloo	Steals %	5/16	LAS	0.134	Kyara Linskens
Defensive Rating	5/16	LAS	99.7	Veronica Burton	Three pointers Att.	5/16	LAS	10	Julie Vanloo
Efficiency Game Score	5/21	WAS	22.3	Veronica Burton	Three pointers Made	5/16	LAS	4	Julie Vanloo
Fast Break Points Att.	5/16	LAS	2	Tiffany Hayes	Trueshooting Attempts	5/16	LAS	17.3	Tiffany Hayes
	5/16	LAS	2	Kayla Thornton	Trueshooting %	5/16	LAS	88.86%	Temi Fágbenlé
	5/16	LAS	2	Julie Vanloo	Turnovers	5/16	LAS	6	Julie Vanloo
	5/21	WAS	2	Kayla Thornton	Two pointers Att.	5/16	LAS	11	Tiffany Hayes
Fast Break Points Made	5/16	LAS	1	Tiffany Hayes	Two pointers Made	5/16	LAS	5	Tiffany Hayes
	5/16	LAS	1	Kayla Thornton					
	5/16	LAS	1	Julie Vanloo					
	5/21	WAS	1	Temi Fágbenlé					
	5/21	WAS	1	Carla Leite					
	5/21	WAS	1	Kayla Thornton					
Field Goals Att.	5/16	LAS	16	Tiffany Hayes					
Field Goals Effective %	5/16	LAS	0.875	Temi Fágbenlé					
Field Goals Made	5/16	LAS	7	Tiffany Hayes					
Fouls Offensive	5/21	WAS	2	Temi Fágbenlé					
Fouls Drawn	5/21	WAS	4	Veronica Burton					
	5/21	WAS	4	Carla Leite					
	5/21	WAS	4	Kayla Thornton					
Fouls Personal	5/21	WAS	5	Temi Fágbenlé					
Freethrows Att.	5/21	WAS	8	Veronica Burton					
Freethrows Made	5/21	WAS	7	Veronica Burton					
Minus	5/16	LAS	74	Kayla Thornton					
Minutes	5/16	LAS	34:17	Kayla Thornton					
Minutes Calculated	5/16	LAS	34:00	Kayla Thornton					
Offensive Rating	5/21	WAS	98.9	Monique Billings					
Plus	5/21	WAS	61	Kayla Thornton					
Plus Minus Points	5/21	WAS	19	Kayla Thornton					
Points	5/21	WAS	22	Veronica Burton					
Points Fast Break	5/16	LAS	4	Tiffany Hayes					
	5/21	WAS	4	Carla Leite					
	5/21	WAS	4	Kayla Thornton					
Points in the Paint	5/16	LAS	10	Tiffany Hayes					
Points in the Paint Att.	5/16	LAS	10	Tiffany Hayes					
Points in the Paint Made	5/16	LAS	5	Tiffany Hayes					

MISCELLANEOUS SCORING

VALKYRIES SCORING WHEN...	OVERALL	HOME	ROAD	NUMBER OF TIMES REC.	POINTS	REB	AST	BLK	STL	
Outrebounding opponent	0-1	0-1	-		10+ 20+ 30+	10+ 10+ 3+ 3+				
Outrebounded by opponent	1-0	1-0	-	Monique Billings						
Tied in Rebounding	-	-	-	Veronica Burton	1					
				Temi Fagbenle					1	
Shooting better than opponent	-	-	-	Tiffany Hayes	1					
Shooting worse than opponent	1-1	1-1	-	Carla Leite	1					
Shooting same than opponent	-	-	-	Kyara Linskens						
				Kate Martin						
More FTM than opponent	1-0	1-0	-	Janelle Salaün	1					
Less FTM than opponent	0-1	0-1	-	Stephanie Talbot						
Same FTM than opponent	-	-	-	Kayla Thornton	1					
				Julie Vanloo	1					
More 3FGM than opponent	0-1	0-1	-	Cecilia Zandalasini						
Less 3FGM than opponent	-	-	-							
Same 3FGM than opponent	1-0	1-0	-							
More assists than opponent	-	-	-							
Less assists than opponent	1-1	1-1	-							
Same assists than opponent	-	-	-							
More turnovers than opponent	0-1	0-1	-	NUMBER OF TIMES LEADING VALKYRIES IN... (INCLUDING TIES)						
Less turnovers than opponent	1-0	1-0	-		POINTS	REB	AST	BLK	STL	MIN
Same turnovers than opponent	-	-	-	Monique Billings				1		
				Veronica Burton	1	1	1		1	1
GSV bench outscores opponent bench	0-1	0-1	-	Temi Fagbenle			1		2	
Opponent bench outscores GSV bench	1-0	1-0	-	Tiffany Hayes	1	1		1		
Bench scoring equal	-	-	-	Carla Leite						
				Kyara Linskens						
Scoring less than 80 points	1-1	1-1	-	Kate Martin				1		
Scoring between 80-89 points	-	-	-	Janelle Salaün						
Scoring between 90-99 point	-	-	-	Stephanie Talbot						
Scoring between 100-109	-	-	-	Kayla Thornton				1		1
Scoring 110 or more points	-	-	-	Julie Vanloo						
				Cecilia Zandalasini						
Opponent scores less than 80	1-0	1-0	-							
Opponent scores between 80-89	0-1	0-1	-							
Opponent scores between 90-99	-	-	-							
Opponent scores between 100-109	-	-	-							
Opponent scores 110 or more	-	-	-							

MARGIN	1	2	3	4	5	6	7	8	9	10	11	12	13	14	15	16	17	18	19	20	21	22	23	24	25
Won By:	1																								
Lost By:																	1								
MARGIN	26	27	28	29	30	31	32	33	34	35	36	37	38	39	40	41	42	43	44	45	46	47	48	49	50+
Won By:																									
Lost By:																									

STAT SUMMARY

Player	GP	GS	MIN	FG	ATT	FG%	3FG	ATT	3FG%	FT	FTA	FT%	OFF	DEF	TOT	AVG	AST	PF	FD	STL	TO	BLK	PTS	AVG
Burton	2	2	46	6	15	0.400	3	6	0.500	9	10	0.900	6	5	11	5.5	8	2	6	4	4	0	24	12
Thornton	2	2	61	8	25	0.320	2	14	0.143	6	6	1.000	1	8	9	4.5	2	6	7	3	2	1	24	12
Fagbenle	2	2	59	9	18	0.500	2	6	0.333	1	1	1.000	4	8	12	6	6	8	5	6	3	0	21	10.5
Hayes	2	2	44	7	20	0.350	2	7	0.286	5	5	1.000	2	8	10	5	2	5	4	1	4	1	21	10.5
Salaün	1	1	28	4	11	0.364	1	4	0.250	1	1	1.000	0	4	4	4	0	2	2	1	3	0	10	10
Billings	2	0	47	5	14	0.357	1	7	0.143	3	5	0.600	3	8	11	5.5	1	3	3	1	2	1	14	7
Vanloo	2	0	40	5	15	0.333	4	14	0.286	0	0	0.000	1	5	6	3	4	3	0	1	7	0	14	7
Leite	2	0	32	2	10	0.200	1	9	0.111	7	9	0.778	2	1	3	1.5	4	6	6	0	3	0	12	6
Martin	2	1	30	0	5	0.000	0	3	0.000	2	2	1.000	0	3	3	1.5	1	2	1	0	1	1	2	1
Talbot	1	0	8	0	2	0.000	0	2	0.000	1	2	0.500	1	0	1	1	0	0	1	0	1	0	1	1
Linskens	1	0	4	0	0	0.000	0	0	0.000	0	0	0.000	0	0	0	0	0	1	0	1	1	0	0	0
Valkyries	19	10	394	46	135	0.341	16	72	0.222	35	41	0.854	20	50	70	35	28	38	35	18	31	4	143	71.5
Opp.	18	10	391	54	129	.419	14	39	.359	36	44	.818	10	60	70	35.0	38	35	38	22	28	7	158	79.0

2025 TEAM GAME-BY-GAME

Date	Opp.	W/L	FG	FGA	PCT	3FG	3FGA	PCT	FT	FTA	PCT	OR	DR	REB	AST	PF	ST	TO	BS	PTS
5/16	LAS	L	23	63	0.365	9	35	0.257	12	13	0.923	9	24	33	13	16	8	22	2	67
5/21	WAS	W	23	72	0.319	7	37	0.189	23	28	0.821	11	26	37	15	22	10	13	2	76
Totals		1-1	46	135	0.341	16	72	0.222	35	41	0.854	20	50	70	28	38	18	35	4	143

2025 STARTING LINEUPS

Date	Opponent	Forward	Forward	Center	Guard	Guard	Result
May 16	vs. Los Angeles	Thornton	Martin	Fagbenle	Burton	Hayes	L, 84-67
May 21	vs. Washington	Thornton	Salaün	Fagbenle	Burton	Hayes	W, 76-74
May 23	at Los Angeles						
May 27	at New York						
May 29	at New York						
June 1	vs. Minnesota						
June 5	at Phoenix						
June 7	vs Las Vegas						
June 9	at Los Angeles						
June 14	vs. Seattle						
June 17	at Dallas						
June 19	vs. Indiana						
June 22	vs. Connecticut						
June 25	vs. New York						
June 27	vs. Chicago						
June 29	vs. Seattle						
July 5	at Minnesota						
July 7	at Atlanta						
July 9	at Indiana						
July 12	at Las Vegas						
July 14	vs. Phoenix						
July 16	at Seattle						
July 25	vs. Dallas						
July 27	at Connecticut						
July 29	at Atlanta						
July 31	at Washington						
Aug. 1	at Chicago						
Aug. 3	at Las Vegas						
Aug. 6	vs. Las Vegas						
Aug. 9	vs. Los Angeles						
Aug. 11	vs. Connecticut						
Aug. 13	at Washington						
Aug. 15	at Chicago						
Aug. 17	vs. Atlanta						
Aug. 19	vs. Phoenix						
Aug. 22	at Phoenix						
Aug. 24	at Dallas						
Aug. 30	vs. Washington						
Aug. 31	vs. Indiana						
Sept. 2	vs. New York						
Sept. 4	vs. Dallas						
Sept. 6	vs. Minnesota						
Sept. 9	at Seattle						
Sept. 11	at Minnesota						

RECORD BY STARTING LINEUP

Last Used	Opponent	Forward	Forward	Center	Guard	Guard	Record
May 16	vs. Los Angeles	Thornton	Martin	Fagbenle	Burton	Hayes	0-1
May 21	vs. Washington	Thornton	Salaün	Fagbenle	Burton	Hayes	1-0

2025 GOLDEN STATE VALKYRIES



NATALIE NAKASE **HEAD COACH, GOLDEN STATE VALKYRIES**

Experience: 1st Season

School: UCLA - '03

Nakase enters her first season as head coach of the Golden State Valkyries. Nakase takes the helm of the Valkyries following over 16 years of coaching professional basketball, including 10 seasons in the NBA with the Los Angeles Clippers, and three seasons as first assistant coach with the Las Vegas Aces. Nakase will report to Valkyries General Manager Ohemaa Nyanin, and began her tenure with the team on October 21. Nakase is the first Asian American head coach in the WNBA, and was the first female coach to sit on an NBA team's bench when she was an assistant coach for the Los Angeles Clippers during the 2014 summer league.

Nakase spent the last three years (2022-2024) as first assistant coach with the Aces, where she played a critical role guiding the team to back-to-back WNBA Championships (2022, 2023). During her tenure, Las Vegas topped the WNBA's defensive rating charts in 2023, with a rating of 97.7. She assisted with in-game adjustments, substitution rotations, end of game decisions, time out strategies, head coach's challenge usages, clock management and organizing the team on both ends of the court. Nakase also served as the Aces top scout for college and international athletes. With Nakase on the sideline, the Aces went 87-29 over the last three seasons, including a 19-6 mark in the playoffs.

Prior to her time with the Aces, Nakase spent 10 seasons in various capacities with the Clippers, most recently as an assistant coach and player development coach in a dual role with the NBA team and their G League affiliate, the Agua Caliente Clippers. There, she assisted then-Head Coach Tyronn Lue with in-game planning on offense and defense, and assisted with player development and defensive scouting reports.

Nakase got her coaching start in 2008 with the Women's Professional Basketball German League, serving as head coach for the Wolfenbuttel Wildcats for two seasons (2008-10). She then served as an assistant coach for the Tokyo Apache for one season (2010-11) in the Men's Professional Basketball Japan League, followed by acting as head coach for the Saitama Broncos from 2011-12, making her the first woman to serve as head coach in the league.

Nakase was a walk-on women's basketball player at University of California, Los Angeles (UCLA) from 1998-2003, where she played her way into the starting lineup and served as team captain for three seasons. A native of Los Angeles, she graduated with her bachelor of science in psychology. After graduation, she played professionally for two years in the National Women's Basketball League (NWBL) with the San Jose Spiders and San Diego Siege. Nakase also competed for one season in Germany, where she suffered a career-ending knee injury in 2008.





MONIQUE BILLINGS

#25

POS: Forward **HEIGHT:** 6-4 **DOB:** May 2, 1996

SCHOOL: UCLA **EXPERIENCE:** 7 years

TRANSACTIONS: Drafted by Atlanta in 2018 (#15); signed hardship contract with Dallas in 2024; signed contract with Phoenix in 2024; selected by Golden State in Expansion Draft on Dec. 6, 2024

QUICK FACTS

- Has appeared in over 200 games and recorded over 4,000 minutes across seven WNBA seasons (Atlanta, Dallas and Phoenix)
- Ranked fourth in the league with 58 total offensive rebounds and 2.6 offensive boards per game, while her 187 total and 8.5 rebounds per game both ranked seventh in the league in 2020
- Two-time All-Pac-12 and two-time All-Defensive Team Honoree by coaches and media with UCLA
- Ranks first in UCLA history with 228 blocks, and holds the Bruin record for rebounds in a game with 25
- UCLA's all-time leader in games played with 141, also ranks second in school history with 1,159 rebounds and 677 free throws attempted, is fourth in UCLA history with 435 free throws made, and 11th in career scoring with 1,761 points
- Became only the third player in UCLA history and the 14th in the Pac-12 to score over 1,500 points and grab over 1,000 rebounds
- Played for the Guangdong Vermilion Birds of the WCBA (China) in 2024-25, appearing in five games and averaging 12.0 points, 5.4 rebounds and 1.2 assists while shooting 57.1 percent from the field

MONIQUE BILLINGS REGULAR SEASON CAREER STATS

Season	Team	GP	GS	MIN	FG	FGA	FG%	3PM	3PA	3P%	FT	FTA	FT%	OR	DR	TOT	A	ST	TO	BS	PTS	PPG
2018-19	ATL	32	0	353	41	93	.441	0	0	.000	24	32	.750	37	51	88	12	14	14	1	106	3.3
2019-20	ATL	29	2	553	56	144	.389	1	1	1.000	47	60	.783	61	140	201	16	17	45	12	160	5.5
2020-21	ATL	22	16	596	68	170	.400	0	0	.000	51	67	.761	58	129	187	27	24	42	18	187	8.5
2021-22	ATL	31	9	739	100	202	.495	0	2	.000	52	77	.675	88	112	200	32	37	44	32	252	8.1
2022-23	ATL	23	8	401	55	117	.470	0	1	.000	39	51	.765	45	101	146	26	19	31	8	149	6.5
2023-24	ATL	39	9	653	68	167	.407	0	4	.000	51	61	.836	53	141	194	30	16	38	12	187	4.8
2024-25	DAL	24	12	609	84	177	.475	1	7	.143	41	51	.804	45	114	159	46	15	51	13	210	8.8
Went from DAL to PHO.																						
2024-25	PHO	13	2	235	23	53	.434	2	7	.286	16	20	.800	20	34	54	7	12	14	6	64	4.9
2024-25	TOT	37	14	842	107	230	.465	3	14	.214	57	71	.803	65	148	213	53	27	65	19	274	7.4
2025-26	GSV	2	0	47	5	14	.357	1	7	.143	3	5	.600	3	8	11	1	1	2	1	14	7.0
Totals		215	58	4,185	500	1,137	.440	5	29	.172	324	424	.764	410	830	1,240	197	155	281	103	1,329	6.2
Average				19.5	2.3	5.3	--	0.0	0.1	--	1.5	2.0	--	1.9	3.9	5.8	0.9	0.7	1.3	0.5	6.2	--

MONIQUE BILLINGS 2025 GAME-BY-GAME STATS

Date	Opp	p/s	Min	FG	FGA	FG%	3PM	3PA	3P%	FT	FTA	FT%	OR	DR	TOT	A	ST	BS	TO	PF	+/-	PTS
05/16	LAS	P	23:18	2	7	.286	1	4	.250	2	2	1.000	1	7	8	0	0	1	2	1	-8	7
05/21	WAS	P	23:33	3	7	.429	0	3	.000	1	3	.333	2	1	3	1	1	0	0	2	-6	7
Totals	2-0		47	5	14	.357	1	7	.143	3	5	.600	3	8	11	1	1	1	2	3	-14	14
Average			23.4	2.5	7.0	--	0.5	3.5	--	1.5	2.5	--	1.5	4.0	5.5	0.5	0.5	0.5	1.0	1.5	-7.0	7.0

2025 SEASON HIGHS

PTS.....7 2 times (vs. WAS, 5/21/25)
 FGM.....3 vs. WAS 5/21/25
 FGA.....7 2 times (vs. WAS, 5/21/25)
 3FGM.....1 vs. LAS 5/16/25
 3FGA.....4 vs. LAS 5/16/25
 FTM.....2 vs. LAS 5/16/25
 FTA.....3 vs. WAS 5/21/25
 OREB.....2 vs. WAS 5/21/25
 DREB.....7 vs. LAS 5/16/25
 TREB.....8 vs. LAS 5/16/25
 ASTS.....1 vs. WAS 5/21/25
 STLS.....1 vs. WAS 5/21/25
 BLKS.....1 vs. LAS 5/16/25
 MINS.....24 vs. WAS 5/21/25

REG. SEASON CAREER HIGHS

PTS.....30 vs. DAL 7/26/20
 FGM.....10 vs. DAL 7/26/20
 FGA.....15 at ATL 5/21/24
 3FGM.....1 - 4 times (last at ATL 8/21/24)
 3FGA.....1 - 17 times (last at ATL 8/21/24)
 FTM.....10 vs. DAL 7/26/20
 FTA.....12 vs. DAL 7/26/20
 OREB.....9 vs. LAS 7/14/19
 DREB.....12 - 2 times (last vs. SEA 9/6/23)
 TREB.....16 vs. LAS 7/14/19
 ASTS.....9 at MIN 6/17/24
 STLS.....4 vs. NYL 6/26/21
 BLKS.....4 - 3 times (last at PHO 5/25/24)
 MINS.....47:16, vs. PHO 6/9/24



VERONICA BURTON

#22

POS: Guard **HEIGHT:** 5-9 **DOB:** July 12, 2000
SCHOOL: Northwestern **EXPERIENCE:** 3 years
TRANSACTIONS: Drafted by Dallas (#7) in 2022; Signed by Connecticut in 2024; Selected by Golden State in Expansion Draft on Dec. 6, 2024

QUICK FACTS

- Appeared in the first 76 games of her career with Dallas (2022-23)
- Has reached the postseason in all three WNBA seasons (Dallas: 2022, 2023; Connecticut: 2024)
- Became just the second player in WNBA history to have a perfect free throw percentage in 2022 (min. 30 attempts) on the year (Becky Hammon - 2014, 35/35)
- Finished third amongst rookies (2022) in steals per game (0.9)
- Led the Bendigo Spirit of the WNBL (Australia) to the 2024-25 title, leading the team with 24 points in game one of the finals and handing out a game-high nine assists in the clinching victory
- WBCA Defensive Player of the Year and AP Third Team All-American for Northwestern in 2022, three-time Big-Ten Defensive Player of the Year (2020, 2021, 2022), also led the NCAA in steals (2021, 2022)

VERONICA BURTON REGULAR SEASON CAREER STATS

Season	Team	GP	GS	MIN	FG	FGA	FG%	3PM	3PA	3P%	FT	FTA	FT%	OR	DR	TOT	A	ST	TO	BS	PTS	PPG
2022-23	DAL	36	6	548	25	76	.329	12	43	.279	32	32	1.000	17	36	53	68	34	35	11	94	2.6
2023-24	DAL	40	13	555	25	85	.294	13	48	.271	31	34	.912	22	48	70	88	29	17	10	94	2.4
2024-25	CON	31	1	393	26	72	.361	13	37	.351	31	37	.838	13	31	44	58	14	15	7	96	3.1
2025-26	GSV	2	2	46	6	15	.400	3	6	.500	9	10	.900	6	5	11	8	4	4	0	24	12.0
Totals		109	22	1,543	82	248	.331	41	134	.306	103	113	.912	58	120	178	222	81	71	28	308	2.8
Average				14.2	0.8	2.3	--	0.4	1.2	--	0.9	1.0	--	0.5	1.1	1.6	2.0	0.7	0.7	0.3	2.8	--

VERONICA BURTON 2025 GAME-BY-GAME STATS

Date	Opp	p/s	Min	FG	FGA	FG%	3PM	3PA	3P%	FT	FTA	FT%	OR	DR	TOT	A	ST	BS	TO	PF	+/-	PTS
05/16	LAS	S	17:13	0	4	.000	0	2	.000	2	2	1.000	2	0	2	3	2	0	1	0	-6	2
05/21	WAS	S	29:15	6	11	.545	3	4	.750	7	8	.875	4	5	9	5	2	0	3	2	0	22
Totals		2-2	46	6	15	.400	3	6	.500	9	10	.900	6	5	11	8	4	0	4	2	-6	24
Average			23.2	3.0	7.5	--	1.5	3.0	--	4.5	5.0	--	3.0	2.5	5.5	4.0	2.0	0.0	2.0	1.0	-3.0	12.0

2025 SEASON HIGHS

PTS22 vs. WAS 5/21/25
FGM6 vs. WAS 5/21/25
FGA11 vs. WAS 5/21/25
3FGM3 vs. WAS 5/21/25
3FGA4 vs. WAS 5/21/25
FTM7 vs. WAS 5/21/25
FTA8 vs. WAS 5/21/25
OREB4 vs. WAS 5/21/25
DREB5 vs. WAS 5/21/25
TREB9 vs. WAS 5/21/25
ASTS5 vs. WAS 5/21/25
STLS2 2 times (vs. WAS, 5/21/25)
BLKS--
MINS29 vs. WAS 5/21/25

REG. SEASON CAREER HIGHS

PTS20 vs. WAS, 5/21/2025
FGM6 vs. WAS, 5/21/2025
FGA11 vs. WAS, 5/21/2025
3FGM3 - 2 times (last vs. WAS, 5/21/2025)
3FGA5 at CHI, May 28, 2023
FTM7 vs. WAS, 5/21/2025
FTA8 vs. WAS, 5/21/2025
OREB6 at IND, 9/1/23
DREB5 - 3 times (last vs. WAS, 5/21/2025)
TREB9 vs. WAS, 5/21/2025
ASTS9 - 2 times (last vs. MIN, 5/30/23)
STLS4 at MIN, 7/4/24
BLKS3 vs. PHX, 6/7/23
MINS37:16 at CON, 6/4/23



TEMI FÁGBÉNLÉ

#14

POS: Center

HEIGHT: 6-4

DOB: Sept. 8, 1992

SCHOOL: USC

EXPERIENCE: 4 years

TRANSACTIONS: Drafted by Minnesota in 2016 (#35); Traded to Indiana in 2021; Selected by Golden State in Expansion Draft on Dec. 6, 2024

QUICK FACTS

- Had her most impactful season in her WNBA career, averaging 6.4 points, 4.7 rebounds, shot 50.9 percent from the floor and started two games in 22 games played in 2024 for Indiana
- WNBA Champion in 2017 with Minnesota, and made 21 appearances her rookie season, averaging 1.2 points and 1.0 rebounds
- A team captain, full-time starter, All-Pac-12 Team honoree and Pac-12 All-Defensive Honorable Mention selection for USC, recorded 10 double-doubles and led USC in scoring (13.6 ppg), rebounding (8.7 rpg), blocks (1.2 bpg), steals (1.8 spg), free throws made (93) and minutes played (30.3 mpg) in 2015-16
- All-Ivy League Second Team selection in her final season at Harvard (2014-15), started in all 28 games played that season and averaged 14.4 points, 10.4 rebounds, 2.0 assists and 1.0 blocks per game
- Posted 13 double-doubles and ranked first in the Ivy League and 37th in the country in rebounds per game (10.1) in 2014-15
- Represented Great Britain in the 2012 Olympic games and averaged 4.8 points and 4.0 rebounds during the tournament

TEMI FÁGBÉNLÉ REGULAR SEASON CAREER STATS

Season	Team	GP	GS	MIN	FG	FGA	FG%	3PM	3PA	3P%	FT	FTA	FT%	OR	DR	TOT	A	ST	TO	BS	PTS	PPG
2017-18	MIN	21	0	89	9	18	.500	0	0	.000	7	9	.778	5	16	21	1	3	8	4	25	1.2
2018-19	MIN	30	2	283	39	77	.506	0	0	.000	16	23	.696	28	32	60	17	8	22	9	94	3.1
2019-20	MIN	18	0	271	42	81	.519	1	6	.167	13	18	.722	22	30	52	15	6	32	6	98	5.4
2024-25	IND	22	2	415	58	114	.509	2	12	.167	22	28	.786	31	73	104	20	11	27	15	140	6.4
2025-26	GSV	2	2	59	9	18	.500	2	6	.333	1	1	1.000	4	8	12	6	6	3	0	21	10.5
Totals		93	6	1,116	157	308	.510	5	24	.208	59	79	.747	90	159	249	59	34	92	34	378	4.1
Average				12.0	1.7	3.3	--	0.1	0.3	--	0.6	0.8	--	1.0	1.7	2.7	0.6	0.4	1.0	0.4	4.1	--

TEMI FÁGBÉNLÉ 2025 GAME-BY-GAME STATS

Date	Opp	p/s	Min	FG	FGA	FG%	3PM	3PA	3P%	FT	FTA	FT%	OR	DR	TOT	A	ST	BS	TO	PF	+/-	PTS
05/16	LAS	S	31:38	6	8	.750	2	4	.500	1	1	1.000	2	3	5	4	2	0	1	3	-17	15
05/21	WAS	S	27:02	3	10	.300	0	2	.000	0	0	.000	2	5	7	2	4	0	2	5	6	6
Total		2-2	59	9	18	.500	2	6	.333	1	1	1.000	4	8	12	6	6	0	3	8	-11	21
Average			29.3	4.5	9.0	--	1.0	3.0	--	0.5	0.5	--	2.0	4.0	6.0	3.0	3.0	0.0	1.5	4.0	-5.5	10.5

2025 SEASON HIGHS

PTS15 vs. LAS 5/16/25
 FGM6 vs. LAS 5/16/25
 FGA10 vs. WAS 5/21/25
 3FGM2 vs. LAS 5/16/25
 3FGA4 vs. LAS 5/16/25
 FTM1 vs. LAS 5/16/25
 FTA1 vs. LAS 5/16/25
 OREB2 - 2 times (vs. WAS, 5/21/25)
 DREB5 vs. WAS 5/21/25
 TREB7 vs. WAS 5/21/25
 ASTS4 vs. LAS 5/16/25
 STLs4 vs. WAS 5/21/25
 BLKS--
 MINS32 vs. LAS 5/16/25

REG. SEASON CAREER HIGHS

PTS17 at LAS, 5/24/24
 FGM7 at IND, 8/3/19
 FGA12 at LAS, 5/24/24
 3FGM2 vs. LAS 5/16/25
 3FGA4 vs. LAS 5/16/25
 FTM5 at LVA, 5/25/24
 FTA5 - 2 times (last at LVA, 5/25/24)
 OREB4 vs. CON, 5/20/24
 DREB6 - 3 times (last vs. LVA, 9/11/24)
 TREB10 vs. CON, 5/20/24
 ASTS4 - 2 times (last vs. LAS, 5/16/25)
 STLs4 vs. WAS, 5/21/25
 BLKS3 - 2 times (last at SEA, 5/22/24)
 MINS31:38 vs. LAS 5/16/25



TIFFANY HAYES

#15

POS: Guard

HEIGHT: 5-10

DOB: Sept. 20, 1989

SCHOOL: Connecticut

EXPERIENCE: 12 years

TRANSACTIONS: Drafted by Atlanta in 2012 (#14); Rights traded to Connecticut in 2023; Signed by Las Vegas in 2024; Signed by Golden State on Feb. 6, 2025

QUICK FACTS

- Sixth Woman of the Year in (2024 - Las Vegas Aces), All-WNBA and All-Defensive Team (2018 - Atlanta Dream), All-Star Starters and Eastern Conference Player of the Month (May 2017 - Atlanta), All-Rookie Team (2012 - Atlanta Dream)
- Shot 50.0% from the field and 40.2% from three (10th in WNBA), and led all WNBA bench players in total points (313) and points per game (min. 28 games) in 2024
- Became the seventh-fastest player to record at least 4,000 points, 1,000 rebounds, 750 assists, 300 steals and 350 three-point field goals in WNBA history - 307 games
- Only player in the WNBA in 2021 to average at least 14 points per game (14.67), 1.5 steals per game (1.57) and three assists per game (3.0)
- Shot 40.5% from the three-point line in 2021 for, making her one of five players in the league in 2021 to shoot at least 40% from beyond the arc while averaging at least four attempted three-pointers per game
- Is Atlanta's all-time leader in three-pointers made (325) and attempted (983)
- Finished sixth in MVP balloting and fourth in Defensive Player of the Year voting when she was a three-time pick Eastern Conference Player of the Week honoree in 2018
- Led Connecticut to two national championships (2009 & 2010) and four Final Four appearances
- Two-time All-Big East First Team selection (2011-12 & 2010-11)
- Finished career with 147-7 record as a Husky

TIFFANY HAYES REGULAR SEASON CAREER STATS

Season	Team	GP	GS	MIN	FG	FGA	FG%	3PM	3PA	3P%	FT	FTA	FT%	OR	DR	TOT	A	ST	TO	BS	PTS	PPG
2012-13	ATL	34	17	787	90	231	.390	21	77	.273	92	117	.786	24	81	105	73	28	51	12	293	8.6
2013-14	ATL	23	4	513	80	197	.406	23	61	.377	76	102	.745	20	66	86	39	27	40	3	259	11.3
2014-15	ATL	34	32	966	143	308	.464	40	112	.357	111	146	.760	31	70	101	86	34	40	9	437	12.9
2015-16	ATL	28	27	836	115	293	.392	31	113	.274	99	123	.805	29	55	84	62	29	47	11	360	12.9
2016-17	ATL	33	33	1,016	153	347	.441	32	117	.274	156	194	.804	33	79	112	78	40	59	8	494	15.0
2017-18	ATL	33	33	992	166	381	.436	48	129	.372	158	185	.854	31	96	127	80	41	62	8	538	16.3
2018-19	ATL	31	29	897	177	401	.441	42	131	.321	138	169	.817	28	84	112	83	36	50	7	534	17.2
2019-20	ATL	29	29	817	147	374	.393	36	117	.308	97	127	.764	21	66	87	82	29	70	8	427	14.7
2021-22	ATL	21	19	595	105	240	.438	34	84	.405	64	75	.853	14	53	67	63	33	31	4	308	14.7
2022-23	ATL	11	11	303	66	121	.545	18	42	.429	28	41	.683	3	37	40	23	8	22	1	178	16.2
2023-24	CON	40	40	1,082	168	353	.476	48	131	.366	98	126	.778	38	82	120	105	34	56	3	482	12.1
2024-25	LVA	33	5	708	110	220	.500	33	82	.402	60	84	.714	27	65	92	69	25	28	9	313	9.5
2025-26	GSV	2	2	44	7	20	.350	2	7	.286	5	5	1.000	2	8	10	2	1	4	1	21	10.5
Totals		352	281	9,556	1,527	3,486	.438	408	1,203	.339	1,182	1,494	.791	301	842	1,143	845	365	560	84	4,644	13.2
Average				27.1	4.3	9.9	--	1.2	3.4	--	3.4	4.2	--	0.9	2.4	3.2	2.4	1.0	1.6	0.2	13.2	--

TIFFANY HAYES 2025 GAME-BY-GAME STATS

Date	Opp	p/s	Min	FG	FGA	FG%	3PM	3PA	3P%	FT	FTA	FT%	OR	DR	TOT	A	ST	BS	TO	PF	+/-	PTS
05/16	LAS	S	30:21	7	16	.438	2	5	.400	3	3	1.000	2	7	9	1	1	1	4	4	-21	19
05/21	WAS	S	13:24	0	4	.000	0	2	.000	2	2	1.000	0	1	1	1	0	0	0	1	4	2
Total		2-2	44	7	20	.350	2	7	.286	5	5	1.000	2	8	10	2	1	1	4	5	-17	21
Average			21.9	3.5	10.0	--	1.0	3.5	--	2.5	2.5	--	1.0	4.0	5.0	1.0	0.5	0.5	2.0	2.5	-8.5	10.5

2025 SEASON HIGHS

PTS.....19 vs. LAS 5/16/25
 FGM.....7 vs. LAS 5/16/25
 FGA.....16 vs. LAS 5/16/25
 3FGM.....2 vs. LAS 5/16/25
 3FGA.....5 vs. LAS 5/16/25
 FTM.....3 vs. LAS 5/16/25
 FTA.....3 vs. LAS 5/16/25
 OREB.....2 vs. LAS 5/16/25
 DREB.....7 vs. LAS 5/16/25
 TREB.....9 vs. LAS 5/16/25
 ASTS.....1 - 2 times (vs. WAS, 5/21/25)
 STLS.....1 vs. LAS 5/16/25
 BLKS.....1 vs. LAS 5/16/25
 MINS.....30 vs. LAS 5/16/25

REG. SEASON CAREER HIGHS

PTS.....34 at IND, 8/10/19
 FGM.....2 at IND, 8/10/199
 FGA.....24 vs. CHI, 8/20/19
 3FGM.....6 at MIN, 8/5/18
 3FGA.....11 at MIN, 8/5/184
 FTM.....12 at DAL, 8/25/19
 FTA.....15 - 3 times (last vs. IND, 6/14/18)
 OREB.....4 - 2 times (last at CHI, 7/12/23)
 DREB.....9 vs CON, 8/25/15
 TREB.....11 at NYL, 5/24/16
 ASTS.....8 - 2 times (last at WASH, 5/23/23)
 STLS.....5 - 2 times (last at WASH, 6/17/21)
 BLKS.....3 vs. CHI, 7/13/14
 MINS.....46:00 at MIN, 7/22/24

2025 GOLDEN STATE VALKYRIES



CARLA LEITE

#0

POS: Guard

HEIGHT: 5-9

DOB: Apr 16, 2004

COUNTRY: France

EXPERIENCE: Rookie

TRANSACTIONS: Drafted by Dallas in 2024 (#9); Selected by Golden State in Expansion Draft on Dec. 6, 2024

QUICK FACTS

- Did not play in the WNBA in 2024, remained overseas
- Played for VILLENEUVE d'Ascq LM of the LFB (France) in 2024-25, ranking first on the team with 16.6 points and 5.5 assists per game, averaged a team-best 17.1 points across seven EuroCup games, and shot 59.6 percent from the field and 35.0 percent from deep
- Led France to the 2023 FIBA U20 Women's European Championship title, leading her team and ranking fourth among all players with 18.4 points per game during the tournament, paced all players with 20 points in the gold-medal game and was named tournament MVP
- After her performance in the French Cup, Leite signed her first professional contract at age 18 in 2022 with Tarbes in the Ligue Féminine de Basketball (LFB), the top women's league in France
- Averaged 11.8 points and 2.9 assists per game and was named the league's best young player during the 2022-23 campaign for Tarbes
- Tallied 15.8 points, 5.5 assists and 2.5 rebounds and was named to the league All-star team in 2023-24

CARLA LEITE REGULAR SEASON CAREER STATS

Season	Team	GP	GS	MIN	FG	FGA	FG%	3PM	3PA	3P%	FT	FTA	FT%	OR	DR	TOT	A	ST	TO	BS	PTS	PPG
2025-26	GSV	2	0	32	2	10	.200	1	9	.111	7	9	.778	2	1	3	4	0	3	0	12	6.0
Totals		2	0	32	2	10	.200	1	9	.111	7	9	.778	2	1	3	4	0	3	0	12	6.0
Average				16.2	1.0	5.0	--	0.5	4.5	--	3.5	4.5	--	1.0	0.5	1.5	2.0	0.0	1.5	0.0	6.0	--

CARLA LEITE 2025 GAME-BY-GAME STATS

Date	Opp	p/s	Min	FG	FGA	FG%	3PM	3PA	3P%	FT	FTA	FT%	OR	DR	TOT	A	ST	BS	TO	PF	+/-	PTS
05/16	LAS	P	11:50	0	3	.000	0	3	.000	2	3	.667	0	1	1	1	0	0	3	2	9	2
05/21	WAS	P	20:39	2	7	.286	1	6	.167	5	6	.833	2	0	2	3	0	0	0	4	17	10
Total		2-0	32	2	10	.200	1	9	.111	7	9	.778	2	1	3	4	0	0	3	6	26	12
Average		--	16.2	1.0	5.0	--	0.5	4.5	--	3.5	4.5	--	1.0	0.5	1.5	2.0	0.0	0.0	1.5	3.0	13.0	6.0

2025 SEASON HIGHS

PTS10 vs. WAS 5/21/25
 FGM.....2 vs. WAS 5/21/25
 FGA.....7 vs. WAS 5/21/25
 3FGM.....1 vs. WAS 5/21/25
 3FGA.....6 vs. WAS 5/21/25
 FTM.....5 vs. WAS 5/21/25
 FTA.....6 vs. WAS 5/21/25
 OREB.....2 vs. WAS 5/21/25
 DREB1 vs. LAS 5/16/25
 TREB.....2 vs. WAS 5/21/25
 ASTS3 vs. WAS 5/21/25
 STL.....--
 BLKS--
 MINS.....21 vs. WAS 5/21/25

2025 GOLDEN STATE VALKYRIES



KYARA LINSKENS

31

POS: Center **HEIGHT:** 6-4 **DOB:** Nov 13, 1996
COUNTRY: Belgium **EXPERIENCE:** Rookie
TRANSACTIONS: Signed by Golden State on Feb. 5, 2025

QUICK FACTS

- Played for Dynamo Kursk of the PBL (Russia) in 2024-25, leading the team with 12.2 points, 6.5 boards and a 62.4 shooting percentage
- Led Belgium to its first-ever EuroBasket gold medal in 2023, and was named tournament MVP
- Guided Belgium to a fourth-place finish at the 2022 FIBA World Cup, where she delivered 24 points and 13 rebounds in a crucial victory over Puerto Rico

KYARA LINSKENS REGULAR SEASON CAREER STATS

Season	Team	GP	GS	MIN	FG	FGA	FG%	3PM	3PA	3P%	FT	FTA	FT%	OR	DR	TOT	A	ST	TO	BS	PTS	PPG
2025-26	GSV	1	0	4	0	0	.000	0	0	.000	0	0	.000	0	0	0	0	1	1	0	0	0.0
Totals		1	0	4	0	0	.000	0	0	.000	0	0	.000	0	0	0	0	1	1	0	0	0.0
Average				3.7	0.0	0.0	--	0.0	0.0	--	0.0	0.0	--	0.0	0.0	0.0	0.0	1.0	1.0	0.0	0.0	--

KYARA LINSKENS 2025 GAME-BY-GAME STATS

Date	Opp	p/s	Min	FG	FGA	FG%	3PM	3PA	3P%	FT	FTA	FT%	OR	DR	TOT	A	ST	BS	TO	PF	+/-	PTS
05/16	LAS	P	3:40	0	0	.000	0	0	.000	0	0	.000	0	0	0	0	1	0	1	1	0	0
05/21	WAS		[Did not play]																			
Total		1-0	4	0	0	.000	0	0	.000	0	0	.000	0	0	0	0	1	0	1	1	0	0
Average			3.7	0.0	0.0	--	0.0	0.0	--	0.0	0.0	--	0.0	0.0	0.0	0.0	1.0	0.0	1.0	1.0	0.0	0.0

2025 SEASON HIGHS

PTS--
 FGM--
 FGA--
 3FGM--
 3FGA--
 FTM--
 FTA--
 OREB--
 DREB--
 TREB--
 ASTS--
 STLs1 vs. LAS 5/16/25
 BLKS--
 MINS4 vs. LAS 5/16/25



KATE MARTIN

#20

POS: Guard **HEIGHT:** 6-0 **DOB:** June 5, 2000

SCHOOL: Iowa **EXPERIENCE:** 1 year

TRANSACTIONS: Drafted by Las Vegas in 2024 (#18); Selected by Golden State in Expansion Draft on Dec. 6, 2024

QUICK FACTS

- Appeared in 34 games (two starts), averaging 2.6 points (30.7 FG%, 35.5 3P%, 91.7 FT%), 1.6 rebounds, 0.9 assists in 11.5 minutes per game in 2024 (Las Vegas)
- Led Iowa to a 132-37 (.781) record during her five seasons
- Advanced to four-straight NCAA Tournaments, including the 2023 and 2024 NCAA championship games, and a 2021 Sweet 16 appearance
- Became the first Hawkeye women's player to collect 900+ points, 400+ assists, 120+ steals and 60+ blocks in a career
- Earned 2020, 2021 and 2022 Big Ten Sportsmanship Awards, and named to the 2024 All-Big 10 second team

KATE MARTIN REGULAR SEASON CAREER STATS

Season	Team	GP	GS	MIN	FG	FGA	FG%	3PM	3PA	3P%	FT	FTA	FT%	OR	DR	TOT	A	ST	TO	BS	PTS	PPG
2024-25	LVA	34	2	392	27	88	.307	22	62	.355	11	12	.917	6	48	54	30	7	21	8	87	2.6
2025-26	GSV	2	1	30	0	5	.000	0	3	.000	2	2	1.000	0	3	3	1	0	1	1	2	1.0
Totals		36	3	422	27	93	.290	22	65	.338	13	14	.929	6	51	57	31	7	22	9	89	2.5
Average				11.7	0.8	2.6	--	0.6	1.8	--	0.4	0.4	--	0.2	1.4	1.6	0.9	0.2	0.6	0.2	2.5	--

KATE MARTIN 2025 GAME-BY-GAME STATS

Date	Opp	p/s	Min	FG	FGA	FG%	3PM	3PA	3P%	FT	FTA	FT%	OR	DR	TOT	A	ST	BS	TO	PF	+/-	PTS
05/16	LAS	S	20:37	0	3	.000	0	1	.000	2	2	1.000	0	0	0	1	0	0	1	0	-9	2
05/21	WAS	P	9:22	0	2	.000	0	2	.000	0	0	.000	0	3	3	0	0	1	0	2	-15	0
Total		2-1	30	0	5	.000	0	3	.000	2	2	1.000	0	3	3	1	0	1	1	2	-24	2
Average			15.0	0.0	2.5	--	0.0	1.5	--	1.0	1.0	--	0.0	1.5	1.5	0.5	0.0	0.5	0.5	1.0	-12.0	1.0

2025 SEASON HIGHS

PTS2 vs. LAS 5/16/25
 FGM.....--
 FGA.....3 vs. LAS 5/16/25
 3FGM.....--
 3FGA.....2 vs. WAS 5/21/25
 FTM.....2 vs. LAS 5/16/25
 FTA.....2 vs. LAS 5/16/25
 OREB.....--
 DREB.....3 vs. WAS 5/21/25
 TREB.....3 vs. WAS 5/21/25
 ASTS.....1 vs. LAS 5/16/25
 STLS.....--
 BLKS.....1 vs. WAS 5/21/25
 MINS.....21 vs. LAS 5/16/25

REG. SEASON CAREER HIGHS

PTS13 at LAS, 6/9/24
 FGM.....5 at LAS, 6/9/24
 FGA.....8 at MIN, 5/29/24
 3FGM.....3 - 2 times (last at LAS, 6/9/24)
 3FGA.....6 - 2 times (last vs. DAL, 7/7/24)
 FTM.....4 - 2 times (last vs. DAL, 9/19/24)
 FTA.....4 - 2 times (last vs. DAL, 9/19/24)
 OREB.....2 vs. IND, 5/25/24
 DREB.....6 vs. DAL, 9/19/24
 TREB.....7 vs. IND, 5/25/24
 ASTS.....4 vs. DAL, 9/19/24
 STLS.....3 vs. WAS, 7/24/19
 BLKS.....2 - 2 times (last at ATL, 7/12/24)
 MINS.....32:09 at LAS, 6/9/24

2025 GOLDEN STATE VALKYRIES



JANELLE SALAÜN

#13

POS: Forward **HEIGHT:** 6-2 **DOB:** Sept. 5, 2001
COUNTRY: France **EXPERIENCE:** Rookie
TRANSACTIONS: Signed by Golden State on Feb. 5, 2025

QUICK FACTS

- Competed in the Italy-Serie A1 for Beretta Famila Schio in 2024-25, averaging 13.2 points, including 14.4 in 14 EuroLeague games
- Won the 2024-25 Lega Basket Femminile Championship for Beretta Famila Schio in Italy, scoring 11 points and adding eight rebounds in the title game.
- Started for France in their silver medal run at the 2024 Paris Olympics
- Averaged 14.8 points per game and is shooting 37.3 percent from the three-point line for Famila Schio in Italian Serie A1
- Led Villeneuve-d'Ascq to the 2024 French League National Championship
- Brother, Tidjane, plays for the Charlotte Hornets

JANELLE SALAÜN REGULAR SEASON CAREER STATS


Season	Team	GP	GS	MIN	FG	FGA	FG%	3PM	3PA	3P%	FT	FTA	FT%	OR	DR	TOT	A	ST	TO	BS	PTS	PPG
2025-26	GSV	1	1	28	4	11	.364	1	4	.250	1	1	1.000	0	4	4	0	1	3	0	10	10.0
Totals		1	1	28	4	11	.364	1	4	.250	1	1	1.000	0	4	4	0	1	3	0	10	10.0
Average				28.4	4.0	11.0	--	1.0	4.0	--	1.0	1.0	--	0.0	4.0	4.0	0.0	1.0	3.0	0.0	10.0	--

JANELLE SALAÜN 2025 GAME-BY-GAME STATS

Date	Opp	p/s	Min	FG	FGA	FG%	3PM	3PA	3P%	FT	FTA	FT%	OR	DR	TOT	A	ST	BS	TO	PF	+/-	PTS
05/16	LAS		Inactive - Rest																			
05/21	WAS	S	28:25	4	11	.364	1	4	.250	1	1	1.000	0	4	4	0	1	0	3	2	0	10
Total		1-1	28	4	11	.364	1	4	.250	1	1	1.000	0	4	4	0	1	0	3	2	0	10
Average			28.4	4.0	11.0	--	1.0	4.0	--	1.0	1.0	--	0.0	4.0	4.0	0.0	1.0	0.0	3.0	2.0	0.0	10.0

2025 SEASON HIGHS

PTS10 vs. WAS 5/21/25
 FGM.....4 vs. WAS 5/21/25
 FGA.....11 vs. WAS 5/21/25
 3FGM.....1 vs. WAS 5/21/25
 3FGA.....4 vs. WAS 5/21/25
 FTM.....1 vs. WAS 5/21/25
 FTA.....1 vs. WAS 5/21/25
 OREB--
 DREB4 vs. WAS 5/21/25
 TREB4 vs. WAS 5/21/25
 ASTS--
 STL.....1 vs. WAS 5/21/25
 BLKS--
 MINS.....28 vs. WAS 5/21/25



STEPHANIE TALBOT

#7

POS: Forward **HEIGHT:** 6-2 **DOB:** June 15, 1994
COLLEGE: Adelaide (Australia) **EXPERIENCE:** 6 years
TRANSACTIONS: Drafted by Phoenix in 2014 (#33); Traded to Minnesota in 2019; Traded to New York in 2020; Traded to Seattle in 2021; Signed a contract with Los Angeles; Selected by Golden State in Expansion Draft on Dec. 6, 2024

QUICK FACTS

- Saw action in 37 games in 2024 (Los Angeles), making 10 starts, and averaged 3.5 points, 2.7 boards and a career-high 2.1 assists per game
- Shot a career-best 41.5 percent from three-point range (27-of-65), finishing eighth in the league among players with at least 50 three-point attempts in 2021 (Seattle)
- Made Olympic debut with Australia in 2016 Rio Olympics, and also played in 2020 Tokyo games
- Won silver medal for Australia at the 2018 Women's World Cup
- Helped guide Australia to a perfect 5-0 record and the gold medal in the 2018 Commonwealth Games
- Named 2020 WNBL MVP with the Adelaide Lightning, averaging 18.2 points, 9.0 rebounds and 3.0 assists per game
- Helped guide Australia to Bronze medal at 2022 FIBA Women's Basketball World Cup, averaging 8.5 points, 6.9 rebounds, 5.3 assists, and 1.4 steals
- Named the 2013 Betty Watson Rookie of the Year in the WNBL
- Began international and professional career in 2009 when she was a member of Australia's FIBA Oceanic Championships gold-medal team
- Drafted by the Mercury in the 2014 WNBA Draft when she was just 19 years old, but stayed overseas from 2014-16

STEPHANIE TALBOT REGULAR SEASON CAREER STATS

Season	Team	GP	GS	MIN	FG	FGA	FG%	3PM	3PA	3P%	FT	FTA	FT%	OR	DR	TOT	A	ST	TO	BS	PTS	PPG
2017-18	PHO	34	24	609	51	123	.415	16	42	.381	30	46	.652	29	62	91	55	24	30	9	148	4.4
2018-19	PHO	31	8	453	39	84	.464	17	44	.386	19	21	.905	25	35	60	41	14	27	10	114	3.7
2019-20	MIN	33	9	561	57	154	.370	31	95	.326	27	31	.871	18	61	79	41	30	42	9	172	5.2
2021-22	SEA	30	9	538	69	143	.483	27	65	.415	6	8	.750	12	74	86	48	14	49	12	171	5.7
2022-23	SEA	34	1	548	64	138	.464	29	73	.397	14	24	.583	23	84	107	45	23	36	11	171	5.0
2024-25	LAS	37	10	600	49	124	.395	13	50	.260	20	29	.690	21	80	101	76	19	37	17	131	3.5
2025-26	GSV	1	0	8	0	2	.000	0	2	.000	1	2	.500	1	0	1	0	0	1	0	1	1.0
Totals		200	61	3,318	329	768	.428	133	371	.358	117	161	.727	129	396	525	306	124	222	68	908	4.5
Average				16.6	1.6	3.8	--	0.7	1.9	--	0.6	0.8	--	0.6	2.0	2.6	1.5	0.6	1.1	0.3	4.5	--

STEPHANIE TALBOT 2025 GAME-BY-GAME STATS

Date	Opp	p/s	Min	FG	FGA	FG%	3PM	3PA	3P%	FT	FTA	FT%	OR	DR	TOT	A	ST	BS	TO	PF	+/-	PTS
05/16	LAS		Inactive - Injury																			
05/21	WAS	P	8:18	0	2	.000	0	2	.000	1	2	.500	1	0	1	0	0	0	1	0	-6	1
Total		1-0	8	0	2	.000	0	2	.000	1	2	.500	1	0	1	0	0	0	1	0	-6	1
Average			8.3	0.0	2.0	--	0.0	2.0	--	1.0	2.0	--	1.0	0.0	1.0	0.0	0.0	0.0	1.0	0.0	-6.0	1.0

2025 SEASON HIGHS

PTS1 vs. WAS 5/21/25
FGM.....--
FGA.....2 vs. WAS 5/21/25
3FGM.....--
3FGA.....2 vs. WAS 5/21/25
FTM.....1 vs. WAS 5/21/25
FTA.....2 vs. WAS 5/21/25
OREB.....1 vs. WAS 5/21/25
DREB.....--
TREB.....1 vs. WAS 5/21/25
ASTS.....--
STLS.....--
BLKS.....--
MINS.....8 vs. WAS 5/21/25

REG. SEASON CAREER HIGHS

PTS24 vs. ATL, 7/2/19
FGM.....8 vs. DAL, 6/4/21
FGA.....13 vs. ATL, 7/2/19
3FGM.....5 vs. ATL, 7/2/19
3FGA.....9 - 2 times (last vs. ATL, 7/2/19)
FTM6 vs. MIN, 7/21/18
FTA.....8 vs. WAS, 7/2/24
OREB6 vs. PHX, 5/14/22
DREB8 - 2 times (last at NYL, 6/20/24)
TREB14 vs. PHX, 5/14/22
ASTS9 vs. LVA, 7/5/24
STLS.....4 vs. WAS, 7/24/19
BLKS3 - 4 times (last vs. PHO, 9/17/24)
MINS38:34 vs. LVA 7/5/24



KAYLA THORNTON

#5

POS: Forward **HEIGHT:** 6-1 **DOB:** Oct. 20, 1992
SCHOOL: Texas-El Paso **EXPERIENCE:** 9 years
TRANSACTIONS: Signed by Washington in 2015; Signed with Dallas in 2017; Traded to New York in 2023 as part of a three-team deal; Selected by Golden State in Expansion Draft on Dec. 6, 2024

QUICK FACTS

- WNBA Champion in 2024 (New York)
- New York was 9-1 on the year when Thornton hit at least two threes in 2024
- Ranked second in the league in free throw percentage (.931) in 2019 (Dallas)
- Finished third in Most Improved Player voting in 2018 (Dallas)
- Became first-ever University of Texas at El Paso player to average a double-double (19.5 PPG & 10.1 RPG), which she achieved during her senior season (2013-14)
- Ranks first all-time at UTEP in career made field goals (600), points (1,679), rebounds (1,032) and double-doubles (40), is second in steals (217)
- Named an AP Honorable Mention All-American in 2014, three-time C-USA All-Conference honoree, two-time C-USA All-Defensive Team member
- Has played professionally in Australia, Egypt, Israel, Italy, Puerto Rico, Russia, South Korea and Turkey

KAYLA THORNTON REGULAR SEASON CAREER STATS

Season	Team	GP	GS	MIN	FG	FGA	FG%	3PM	3PA	3P%	FT	FTA	FT%	OR	DR	TOT	A	ST	TO	BS	PTS	PPG
2015-16	WAS	10	0	88	9	27	.333	0	1	.000	4	6	.667	12	9	21	1	3	5	3	22	2.2
2017-18	DAL	34	1	586	73	177	.412	17	61	.279	68	85	.800	40	72	112	29	22	24	8	231	6.8
2018-19	DAL	34	32	971	114	255	.447	43	121	.355	43	50	.860	44	93	137	62	35	37	12	314	9.2
2019-20	DAL	27	25	822	99	289	.343	28	103	.272	54	58	.931	49	94	143	48	24	44	8	280	10.4
2020-21	DAL	22	14	557	54	127	.425	25	72	.347	28	32	.875	32	81	113	17	20	25	4	161	7.3
2021-22	DAL	31	25	857	83	197	.421	22	63	.349	45	53	.849	65	108	173	45	26	30	7	233	7.5
2022-23	DAL	36	35	1,050	97	207	.469	25	77	.325	68	82	.829	65	146	211	65	39	42	20	287	8.0
2023-24	NYL	40	0	693	65	150	.433	25	80	.313	23	30	.767	48	93	141	27	28	20	10	178	4.5
2024-25	NYL	40	11	809	77	203	.379	45	126	.357	22	26	.846	39	64	103	27	29	23	9	221	5.5
2025-26	GSV	2	2	61	8	25	.320	2	14	.143	6	6	1.000	1	8	9	2	3	2	1	24	12.0
Totals	276	145	6,494		679	1,657	.410	232	718	.323	361	428	.843	395	768	1,163	323	229	252	82	1,951	7.1
Average				23.5	2.5	6.0	--	0.8	2.6	--	1.3	1.6	--	1.4	2.8	4.2	1.2	0.8	0.9	0.3	7.1	--

KAYLA THORNTON 2025 GAME-BY-GAME STATS


Date	Opp	p/s	Min	FG	FGA	FG%	3PM	3PA	3P%	FT	FTA	FT%	OR	DR	TOT	A	ST	BS	TO	PF	+/-	PTS
05/16	LAS	S	34:17	3	11	.273	0	6	.000	0	0	.000	1	3	4	1	1	0	1	2	-17	6
05/21	WAS	S	26:52	5	14	.357	2	8	.250	6	6	1.000	0	5	5	1	2	1	1	4	19	18
Total		2-2	61	8	25	.320	2	14	.143	6	6	1.000	1	8	9	2	3	1	2	6	2	24
Average			30.6	4.0	12.5	--	1.0	7.0	--	3.0	3.0	--	0.5	4.0	4.5	1.0	1.5	0.5	1.0	3.0	1.0	12.0

2025 SEASON HIGHS

PTS.....18 vs. WAS 5/21/25
FGM.....5 vs. WAS 5/21/25
FGA.....14 vs. WAS 5/21/25
3FGM.....2 vs. WAS 5/21/25
3FGA.....8 vs. WAS 5/21/25
FTM.....6 vs. WAS 5/21/25
FTA.....6 vs. WAS 5/21/25
OREB.....1 vs. LAS 5/16/25
DREB.....5 vs. WAS 5/21/25
TREB.....5 vs. WAS 5/21/25
ASTS.....1 - 2 times (vs. WAS, 5/21/25)
STLS.....2 vs. WAS 5/21/25
BLKS.....1 vs. WAS 5/21/25
MINS.....34 vs. LAS 5/16/25

REG. SEASON CAREER HIGHS

PTS.....21 vs. IND, 8/6/22
FGM.....9 at ATL, 7/30/22
FGA.....17 - 2 times (last at NYL, 6/28/19)
3FGM.....6 vs. LAS, 6/22/24
3FGA.....11 vs. WAS, 5/31/24
FTM.....10 vs. IND, 8/6/22
FTA.....12 vs. IND, 8/6/22
OREB.....6 - 2 times (last at LVA, 6/5/22)
DREB.....10 at LVA, 6/22/19
TREB.....15 at LVA, 6/5/22
ASTS.....6 vs. NYL, 7/17/18
STLS.....5 vs. WAS, 5/31/24
BLKS.....3 vs. PHX, 6/25/22
MINS.....40:05 vs. IND, 8/6/22



JULIE VANLOO

#35

POS: Guard **HEIGHT:** 5-8 **DOB:** Feb. 10, 1993
COUNTRY: Belgium **EXPERIENCE:** 1 year
TRANSACTIONS: Signed by Washington in 2024; Selected by Golden State in Expansion Draft on Dec. 6, 2024

QUICK FACTS

- Recorded the most three-pointers by a rookie in Mystics history with 72, which also put her into the top-five all time for made three-pointers by a rookie in WNBA history in 2024
- Handed out 173 assists in 2024 for Washington, which is tied for the seventh most by a rookie in WNBA history
- Played for Galatasaray (Gala) of the KBSL (Turkey) in 2024-25, appearing in all 21 games and posting 12.3 points, 3.0 rebounds and a team-high 8.3 assists per contest
- Suited up for the Belgian national team and participated at EuroBasket Women 2017, the 2020 and 2024 Summer Olympics, EuroBasket Women 2021, and EuroBasket Women 2023 in which the Cats won their first-ever championship
- Played for the Belgian senior national team since 2009, appearing in the 2020 Olympics and the 2022 World Cup
- The United States is the 10th country she has played in at the club level since 2012

JULIE VANLOO REGULAR SEASON CAREER STATS

Season	Team	GP	GS	MIN	FG	FGA	FG%	3PM	3PA	3P%	FT	FTA	FT%	OR	DR	TOT	A	ST	TO	BS	PTS	PPG
2024-25	WAS	40	34	926	106	306	.346	72	222	.324	10	15	.667	5	60	65	173	19	102	1	294	7.4
2025-26	GSV	2	0	40	5	15	.333	4	14	.286	0	0	.000	1	5	6	4	1	7	0	14	7.0
Totals		42	34	967	111	321	.346	76	236	.322	10	15	.667	6	65	71	177	20	109	1	308	7.3
Average				23.0	2.6	7.6	--	1.8	5.6	--	0.2	0.4	--	0.1	1.5	1.7	4.2	0.5	2.6	0.0	7.3	--

JULIE VANLOO 2025 GAME-BY-GAME STATS


Date	Opp	p/s	Min	FG	FGA	FG%	3PM	3PA	3P%	FT	FTA	FT%	OR	DR	TOT	A	ST	BS	TO	PF	+/-	PTS
05/16	LAS	P	27:06	5	11	.455	4	10	.400	0	0	.000	1	3	4	2	1	0	6	3	-16	14
05/21	WAS	P	13:10	0	4	.000	0	4	.000	0	0	.000	0	2	2	2	0	0	1	0	-9	0
Total		2-0	40	5	15	.333	4	14	.286	0	0	.000	1	5	6	4	1	0	7	3	-25	14
Average			20.1	2.5	7.5	--	2.0	7.0	--	0.0	0.0	--	0.5	2.5	3.0	2.0	0.5	0.0	3.5	1.5	-12.5	7.0

2025 SEASON HIGHS

PTS.....14 vs. LAS 5/16/25
FGM.....5 vs. LAS 5/16/25
FGA.....11 vs. LAS 5/16/25
3FGM.....4 vs. LAS 5/16/25
3FGA.....10 vs. LAS 5/16/25
FTM.....--
FTA.....--
OREB.....1 vs. LAS 5/16/25
DREB.....3 vs. LAS 5/16/25
TREB.....4 vs. LAS 5/16/25
ASTS.....2 - 2 times (vs. WAS, 5/21/25)
STLS.....1 vs. LAS 5/16/25
BLKS.....--
MINS.....27 vs. LAS 5/16/25

REG. SEASON CAREER HIGHS

PTS.....17 vs. PHO, 7/16/24
FGM.....6 vs. PHO, 7/16/24
FGA.....13 vs. PHO, 7/16/24
3FGM.....5 - 3 times (last vs. PHO, 7/16/24)
3FGA.....12 vs. PHO, 7/16/24
FTM.....2 - 3 times (last at IND, 7/10/24)
FTA.....4 vs. CHI, 6/6/24
OREB.....1 - 5 times (last at DAL, 9/3/24)
DREB.....7 at PHO, 5/23/24
TREB.....7 at PHO, 5/23/24
ASTS.....9 at LAS, 5/21/24
STLS.....3 - 2 times (last at MIN, 8/15/24)
BLKS.....1 vs. PHO, 7/16/24
MINS.....33:19 vs. LVA, 7/1/24



CECILIA ZANDALASINI

#24

POS: Forward **HEIGHT:** 6-2 **DOB:** Mar. 16, 1996

SCHOOL: PF SCHIO (Italy)

EXPERIENCE: 3 years

TRANSACTIONS: Signed a contract with Minnesota in 2017; Selected by Golden State in Expansion Draft on Dec. 6, 2024

QUICK FACTS

- WNBA Champion in 2017 (Minnesota)
- Played 10 games for Galatasaray (Gala) of the KBSL (Turkey) in 2024-25, averaging 8.7 points, 3.9 rebounds and 2.3 assists
- Represented Italy at EuroBasket 2017 where she earned All-Star Five honors after averaging 19.0 ppg and 9.6 rpg in seven games (30.9 mpg). Ranked second in the tournament in scoring, third in rebounding, third in FG percentage (51.0%), second in three-point percentage (50.0%), second in FT percentage (88.9%) and second in double-doubles with three
- Named Most Valuable Player of the 2016 U20 European Championship, guiding Italy to a silver medal after tallying 31 points and 11 rebounds in the quarterfinal win over Latvia. Scored 27 points in the semifinal win over Serbia, and 28 points and 10 rebounds in the gold-medal game loss to Spain. Ranked first in scoring (22.0 ppg), sixth in rebounding (9.0 rpg), second in steals (2.86 spg) and third in blocks (1.43 bpg) for the tournament
- Was Italy's top scorer at the 2013 U18 European Championships, netting 13.9 ppg (38.8 FG%) and 6.3 rpg in nine contests

CECILIA ZANDALASINI REGULAR SEASON CAREER STATS

Season	Team	GP	GS	MIN	FG	FGA	FG%	3PM	3PA	3P%	FT	FTA	FT%	OR	DR	TOT	A	ST	TO	BS	PTS	PPG
2017-18	MIN	3	0	19	1	4	.250	0	0	.000	0	0	.000	0	1	1	0	0	2	0	2	0.7
2018-19	MIN	29	6	478	61	149	.409	23	60	.383	21	25	.840	6	48	54	32	8	31	1	166	5.7
2024-25	MIN	40	0	487	67	148	.453	31	70	.443	18	29	.621	5	41	46	43	15	31	9	183	4.6
2025-26	GSV	0	0	0	0	0	0	0	0	0	0	0	0	0	0	0	0	0	0	0	0	0.0
Totals		72	6	984	129	301	.429	54	130	.415	39	54	.722	11	90	101	75	23	64	10	351	4.9
Average				13.7	1.8	4.2	--	0.8	1.8	--	0.5	0.8	--	0.2	1.2	1.4	1.0	0.3	0.9	0.1	4.9	--

REG. SEASON CAREER HIGHS

PTS13 vs. NYL, 6/16/18
 FGM5 - 4 times (last at NYL, 7/2/24)
 FGA10 vs. WASH, 8/19/18
 3FGM4 vs. LVA, 5/29/24
 3FGA6 - 2 times (last vs. PHX, 5/31/24)
 FTM8 at CON, 6/9/18
 FTA8 at CON, 6/9/18
 OREB1 - 11 times (last vs. LAS, 9/19/24)
 DREB6 vs. IND, 7/14/24
 TREB6 vs. IND, 7/14/24
 ASTS3 - 7 times (last vs. CHI, 9/13/24)
 STLS3 vs. NYL, 6/16/18
 BLKS2 at CHI, 6/30/24
 MINS36:12 vs. WASH, 8/19/18

SPOTTER'S CHART



#25 Monique Billings
6-4 | Forward | 8th Season



#22 Veronica Burton
5-9 | Guard | 4th Season



#14 Temi Fágbenlé
6-4 | Center | 5th Season



#15 Tiffany 'Tip' Hayes
5-10 | Guard | 13th Season



#0 Carla Leite
5-9 | Guard | 1st Season



#31 Kyara Linskens
6-4 | Center | 1st Season



#20 Kate Martin
6-0 | Guard | 2nd Season



#7 Stephanie Talbot
6-2 | Forward | 7th Season



#5 Kayla Thornton
6-1 | Forward | 10th Season



#13 Janelle Salaün
6-2 | Forward | 1st Season



#35 Julie Vanloo
5-8 | Guard | 2nd Season



#24 Cecilia Zandalasini
6-2 | Forward | 4th Season



Natalie Nakase
Head Coach | 1st Season



Kasib Powell
Assistant Coach | 1st Season



Sugar Rodgers
Assistant Coach | 1st Season



Landon Tatum
Assistant Coach | 1st Season

PRONUNCIATION GUIDE

Temi Fabgenle: TEM-ee Fahg-ben-leh
Carla Leite: Late
Kyara Linskens: KEY-ar-uh Lin-skens
Natalie Nakase: nuh-KAH-say
Kasib Powell: Kuh-sib

Janelle Salaün: Juh-nell Sa-LON
Stephanie Talbot: Tahl-bit
Julie Vanloo: Van-loo
Cecilia Zandalasini: Che-CHEE-lee-uh ZAN-dah-leh-see-nee