



2024 REGULAR SEASON SCHEDULE

DATE	OPPONENT	SCORE	RECORD
5/14	@ Sun	71-92 L	0-1
5/16	vs. Liberty	66-102 L	0-2
5/18	@ Liberty	80-91 L	0-3
5/20	vs. Sun	84-88 L	0-4
5/22	@ Storm	83-85 L	0-5
5/24	@ Sparks	78-73 W	1-5
5/25	@ Aces	80-99 L	1-6
5/28	vs. Sparks	82-88 L	1-7
5/30	vs. Storm	88-103 L	1-8
6/1	vs. Sky	71-70 W	2-8
6/2	@ Liberty	68-104 L	2-9
6/7	@ Mystics	85-83 W	3-9
6/10	@ Sun	72-89 L	3-10
6/13	vs. Dream	91-84 W	4-10
6/16	vs. Sky	91-83 W	5-10
6/19	vs. Mystics	88-81 W	6-10
6/21	@ Dream	91-79 W	7-10
6/23	@ Sky	87-88 L	7-11
6/27	@ Storm	77-89 L	7-12
6/30	@ Mercury	88-82 W	8-12
7/2	@ Aces	69-88 L	8-13
7/6	vs. Liberty	83-78 W	9-13
7/10	vs. Mystics	84-89 L	9-14
7/12	vs. Mercury	95-86 W	10-14
7/14	@ Lynx	81-74 W	11-14
7/17	@ Wings	93-101 L	11-15
8/16	vs. Mercury	98-89 W	12-15
8/18	vs. Storm	92-75 W	13-15
8/24	@ Lynx	80-90 L	13-16
8/26	@ Dream	84-79 W	14-16
8/28	vs. Sun	84-80 W	15-16
8/30	@ Sky	100-81 W	16-16
9/1	@ Wings	100-93 W	17-16
9/4	vs. Sparks	93-86 W	18-16
9/6	vs. Lynx	88-99 L	18-17
9/8	vs. Dream	4:00 pm	--
9/11	vs. Aces	7:00 pm	--
9/13	vs. Aces	7:30 pm	--
9/15	vs. Wings	3:00 pm	--
9/19	@ Mystics	7:00 pm	--

All Times Indiana Time (ET)

2024 REG. SEASON RECORD BY MONTH

May: (1-8); Jun: (7-4); Jul: (3-3)

Aug: (5-1); Sep: (2-1)

INDIANA FEVER (18-17) VS. ATLANTA DREAM (12-22)



Sunday, September 8th, 2024 — Gainbridge Fieldhouse
4:00 pm EDT — Regular Season Game #36 — Home Game #17

BROADCAST INFORMATION

WTHR Channel 13

BPB: Pat Boylan | Analyst: Debbie Antonelli

Sideline: Kelsie Kasper

REGULAR SEASON SERIES HISTORY

All-Time: 30-33 | At Indiana: 19-13 | At Atlanta: 11-20

Last meeting: 84-79 road win (8/26/24)



PROBABLE STARTERS

PLAYER / 2024 REGULAR SEASON AVERAGES

NOTES

#0 Kelsey Mitchell

G • 5-8 • 160 • Ohio State/USA • 7th Season

GP/GS	PPG	RPG	APG	SPG	BPG	MPG
35/33	19.1	2.6	1.9	0.7	0.2	32.3

Scored a franchise-record seven-straight games with 20+ points scored (8/16-9/1)...Finished with 13 points on 6/8 shooting at 2024 WNBA All-Star Game...Scored season-high 36 points at DAL on 9/1...Played 200th career game on 5/25 at LV...Second all-time leading scorer in franchise history...14th all-time in WNBA history in made 3-point field goals (543)...2023 WNBA All-Star for the first time in her career and participated in STARRY 3-Point Contest in Las Vegas...Mitchell's 728 points, including 37 games scoring at least 10 points and 102 3-point field goals made were the most by a Fever player in a regular season in franchise history.

#1 NaLyssa Smith

F • 6-4 • 185 • Baylor/USA • 3rd Season

GP/GS	PPG	RPG	APG	SPG	BPG	MPG
35/32	10.9	7.4	1.1	0.7	1.0	25.4

Reached 1,000 career points on 5/30 vs. SEA in her 72nd regular season game...Passed T. McCowan for 5th all-time in franchise history in rebounds on 8/30...50th career game scoring in double figures on 5/14 at CON...From her rookie season in 2022 to her second season in 2023, increased averages in scoring (15.5 ppg), rebounds (9.2), field goal percentage (47.7%) and free throw percentage (67.7%)...Set a franchise record for most double-doubles in a season with 13 in 2023...Reached 500 career rebounds in 59 regular season games, the fastest in Fever history and the eighth fastest in WNBA history.

#7 Aliyah Boston

F/C • 6-5 • 220 • South Carolina/USA • 2nd Season

GP/GS	PPG	RPG	APG	SPG	BPG	MPG
35/35	13.9	9.0	3.0	0.9	1.3	31.1

Added four points and two rebounds for Team WNBA in the 2024 WNBA All-Star Game...Passed T. McCowan for 5th all-time in franchise history in rebounds on 8/30...50th career game scoring in double figures on 5/14 at CON...From her rookie season in 2022 to her second season in 2023, increased averages in scoring (15.5 ppg), rebounds (9.2), field goal percentage (47.7%) and free throw percentage (67.7%)...Set a franchise record for most double-doubles in a season with 13 in 2023...Reached 500 career rebounds in 59 regular season games, the fastest in Fever history and the eighth fastest in WNBA history.

#10 Lexie Hull

G • 6-1 • 155 • Stanford/USA • 3rd Season

GP/GS	PPG	RPG	APG	SPG	BPG	MPG
29/6	5.4	2.3	0.9	0.6	0.3	17.8

Started each of last four games and five games overall this season...Became the 4th player in WNBA history to shoot at least 70% from 3-point range on at least 20 3-point attempts in five game span (8/16-8/28 - D. Staley, C. Cooper, E. Delle Donne) per Across The Timeline...Averaged 4.6 points, 2.7 rebounds, 1.1 assists, 1.0 steals and 20.6 minutes per contest in 30 games played in '23...No. 6 overall selection in the 2022 WNBA Draft.

#22 Caitlin Clark

G • 6-0 • 152 • Iowa/USA • Rookie

GP/GS	PPG	RPG	APG	SPG	BPG	MPG
35/35	19.0	5.8	8.4	1.4	0.8	35.5

Recorded four points and a game-high 10 assists in the 2024 WNBA All-Star Game...Set WNBA single-game record with 19 assists on 7/17 at DAL...Sixth player in WNBA history to record multiple triple-doubles... Scored career-high 31 points on Friday at CHI...3x WNBA Rookie of the Month for (May, July, September)...2x WNBA Player of the Week...WNBA Player of the Month in August...Leads all rookies in points per game, assists per game, minutes per game, field goals made, 3-point field goals made, steals per game, free throw percentage and free throws made...WNBA leader in assists per game...Already owns WNBA and franchise record for most assists in a rookie season...Already owns WNBA and franchise record most 3-point field goals made by a rookie...2024 No. 1 overall pick.

2024 REGULAR SEASON FEVER RECORDS

	RECORD	HOME	ROAD	OT
OVERALL	18-17	10-6	8-11	--
WESTERN	8-9	4-3	4-6	--
EASTERN	10-8	6-3	4-5	--

STREAKS	
OVERALL	Lost 1
HOME	Lost 1
ROAD	Won 3

GAME STATUS REPORT

No injuries.



ROSTER INFORMATION

2024 GAME NOTES



NO.	PLAYER	POS.	HT.	WT.	BIRTHDATE	PRIOR TO WNBA/HOME COUNTRY	WNBA EXP.
34	Grace Berger	G	6-0	160	06/03/1999	Indiana/USA	1
7	Aliyah Boston	F/C	6-5	220	12/11/2001	South Carolina/USA	1
22	Caitlin Clark	G	6-0	152	01/22/2002	Iowa/USA	R
12	Damiris Dantas	F	6-3	214	11/17/1992	Brazil	8
14	Temi Fagbenle	C	6-4	180	09/08/1992	USC/United Kingdom	3
10	Lexie Hull	G	6-1	155	09/13/1999	Stanford/USA	2
0	Kelsey Mitchell	G	5-8	160	11/12/1995	Ohio State/USA	6
33	Katie Lou Samuelson	F	6-3	163	06/13/1997	Connecticut/USA	4
5	Victoria Saxton	F	6-2	181	11/10/1999	South Carolina/USA	1
1	NaLyssa Smith	F	6-4	185	08/08/2000	Baylor/USA	2
3	Kristy Wallace	G	5-11	157	01/03/1996	Baylor/Australia	2
17	Erica Wheeler	G	5-7	143	05/02/1991	Rutgers/USA	8

STAFF

HEAD COACH
 ASSISTANT COACH
 ASSISTANT COACH
 ASSISTANT COACH
 PLAYER DEVELOPMENT COACH
 VIDEO ASSOCIATE
 ATHLETIC TRAINER
 ASSISTANT ATHLETIC TRAINER
 PERFORMANCE COACH
 ATHLETIC PERFORMANCE SEASON ASSOCIATE
 PRESIDENT
 GENERAL MANAGER
 ASSISTANT GENERAL MANAGER
 OPERATIONS COORDINATOR
 VIDEO COORDINATOR
 DATA ANALYST

CHRISTIE SIDES
 KARIMA CHRISTMAS-KELLY
 JESSIE MILLER
 PAUL MILLER
 JHARED SIMPSON
 TULLY BEVILAQUA
 TODD CHAMPLIN
 ALEXIS GHOLSTON
 SARAH KESSLER
 RAPHAEL WHITTINGHAM
 DR. ALLISON BARBER
 LIN DUNN
 HILLARY SPEARS
 SHANNON NORTON
 DANIEL SEGAL
 BILLY FRYER

PRONUNCIATION GUIDE

Aliyah Boston (uh-LEE-uh); **Damiris Dantas** (duh-MEER-iss DAHN-tis); **Temi Fagbenle** (TEM-ee fag-BEN-lay); **Victoria Saxton** (vic-TAR-ee-uh)

HOW THE FEVER WERE BUILT

FREE AGENTS

2024 - Damiris Dantas
 - Temi Fagbenle
 - Katie Lou Samuelson
2023 - Erica Wheeler

OBTAINED VIA TRADE

2023 - Kristy Wallace

OBTAINED VIA DRAFT

2024 - Caitlin Clark
2023 - Grace Berger
 - Aliyah Boston
 - Victoria Saxton
2022 - Lexie Hull
 - NaLyssa Smith
2018 - Kelsey Mitchell

NUMERICAL ROSTER

0 Kelsey Mitchell
3 Kristy Wallace
7 Aliyah Boston
12 Damiris Dantas
17 Erica Wheeler
33 Katie Lou Samuelson
1 NaLyssa Smith
5 Victoria Saxton
10 Lexie Hull
14 Temi Fagbenle
22 Caitlin Clark
34 Grace Berger


RECENT TRANSACTIONS

6/25/24 - Activated forward Damiris Dantas and waived guard Celeste Taylor.
 5/10/24 - Exercised fourth-year option on the rookie scale contracts of guards Lexie Hull and Kristy Wallace.
 5/10/24 - Waived guards Maya Caldwell and Leilani Correa.
 4/25/24 - Announced 2024 Training Camp Roster.
 4/22/24 - Exercised fourth-year option on the rookie scale contract of forward NaLyssa Smith.
 3/21/24 - Waived guard Victoria Vivians.
 2/1/24 - Signed forward Katie Lou Samuelson.
 2/1/24 - Signed forward Damiris Dantas.
 1/29/24 - Signed guard Maya Caldwell.
 1/19/24 - Signed center Temi Fagbenle.





WNBA

	LEAGUE	GAMES	W-L	PCT	CONF	HOME	AWAY	L10	STRK	
New York Liberty	1	34	28-6	.824	15-3	15-2	13-4	8-2	W2	
Minnesota Lynx	2	34	25-9	.735	14-5	15-3	10-6	9-1	W2	
Connecticut Sun	3	34	24-10	.706	13-6	13-5	11-5	6-4	L2	
Las Vegas Aces	4	34	22-12	.647	10-8	11-7	11-5	6-4	W4	
Seattle Storm	5	34	20-14	.588	8-6	12-5	8-9	4-6	L1	
Indiana Fever	6	35	18-17	.514	10-8	10-6	8-11	7-3	L1	
Phoenix Mercury	7	35	17-18	.486	9-8	10-8	7-10	4-6	L1	
Chicago Sky	8	34	12-22	.353	5-12	5-12	7-10	2-8	W1	
Atlanta Dream	9	34	12-22	.353	4-11	7-10	5-12	5-5	W1	
Washington Mystics	10	34	11-23	.324	4-11	4-12	7-11	5-5	W2	
Dallas Wings	11	34	9-25	.265	6-12	7-10	2-15	4-6	L3	
Los Angeles Sparks	12	34	7-27	.206	4-12	5-11	2-16	1-9	L3	
2024 REGULAR SEASON										
	PPG	OPP. PPG	FG%	3FG%	FT%	RPG	APG	SPG	TO	
Dream	76.7	80.2	.411	.313	.769	36.0	18.6	6.76	13.9	
Fever	84.1	86.9	.452	.351	.781	35.4	20.3	5.91	15.3	4.57
2024 REGULAR SEASON INDIVIDUAL BESTS										
Points	29	Kelsey Mitchell @ ATL 8/26/24		2024 REGULAR SEASON DREAM BESTS				2024 REGULAR SEASON TEAM		
Rebounds	13	Aliyah Boston vs. ATL 6/13/24		Points	28	Tina Charles @ ATL 8/26/24		Biggest Win	12	@ ATL 6/21/24
Assists	7	Caitlin Clark @ ATL 8/26/24, Caitlin Clark @ ATL 6/21/24		Rebounds	9	Nia Coffey @ ATL 8/26/24, Naz Hillmon @ ATL 6/21/24		** No Biggest Loss **		
				Assists	6	Jordin Canada @ ATL 8/26/24				
2024 REGULAR SEASON VS. DREAM				2023 REGULAR SEASON VS. DREAM				SERIES HISTORY VS. DREAM		
DATE	SITE	TIME/RESULT		DATE	SITE	RESULT		ALL-TIME	STREAKS	LAST WIN
6/13/24	Indiana	W, 91-84		5/28/23	Atlanta	W, 90-87		Overall	30-33	Won 4
6/21/24	Atlanta	W, 91-79		6/18/23	Indiana	L, 94-100		Home	19-13	Won 2
8/26/24	Atlanta	W, 84-79		8/6/23	Atlanta	L, 73-82		Road	11-20	Won 2
9/8/24	Indiana	4:00 pm		8/27/23	Indiana	W, 83-80				



25TH SEASON OF INDIANA FEVER BASKETBALL

2024 will be the 25th season of Indiana Fever basketball. In 1999, Pacers Sports & Entertainment announced the Indiana Fever would become the second team to play inside its new downtown Fieldhouse. As the Indiana Fever debuted as an expansion team in 2000, it did not take long for inaugural General Manager Kelly Krauskopf to build the team into one of the most successful in the WNBA. The Fever have represented a model of consistency in the WNBA. Indiana made the WNBA playoffs in 12 consecutive seasons from 2005-16, which is the longest streak in WNBA history. The Fever have reached the conference finals seven times, including the WNBA Finals in 2009, 2012 and 2015. Led by All-Star forward Tamika Catchings, the Fever captured the team's first WNBA championship as Indiana defeated the Minnesota Lynx in four games during the 2012 WNBA Finals. The Fever's championship was the city's first pro basketball title since the Pacers won the ABA title in 1973. Catchings was later enshrined into the Naismith Memorial Basketball Hall of Fame on May 15, 2021, along with Kobe Bryant, Tim Duncan, Kevin Garnett, Eddie Sutton, Rudy Tomjanovich, Kim Mulkey, Barbara Stevens and Patrick Baumann. Indiana entered 2024 with an overall record of 359-445, 14 players earning WNBA All-Star recognition, nine different head coaches and five Olympic representatives.

WNBA ALL-STAR COMING TO INDY

On August 15, the WNBA announced AT&T WNBA All-Star 2025 will take place at Gainbridge Fieldhouse in Indianapolis. The 21st WNBA All-Star Game, set for Saturday, July 19, marks the first time that Indianapolis will host the league's midseason showcase. In addition to the AT&T WNBA All-Star Game to be played on Saturday July 19, players will showcase their skills in the WNBA STARRY® 3-Point Contest and Kia WNBA Skills Challenge on Friday, July 18. Fans also will be able to enjoy the fourth year of WNBA Live, a two-day, interactive celebration representing the intersection of the WNBA with sport, fashion, music and culture.

BACK-TO-BACK

When the Indiana Fever selected **Caitlin Clark** with the No. 1 overall pick in the 2024 WNBA Draft out of the University of Iowa, it became the fourth time in WNBA history a team earned back-to-back No. 1 overall picks (**Aliyah Boston** - 2023) following the Las Vegas Aces/San Antonio Stars: Kelsey Plum (2017 – Washington), A'ja Wilson (2018 – South Carolina) and Jackie Young (2019 – Notre Dame) and the Seattle Storm: Jewell Loyd (2015 – Notre Dame) and Breanna Stewart (2016 –Connecticut) as well as when Seattle selected Lauren Jackson (2001 – Australia) and Sue Bird (2002 – Connecticut). Across MLB, NBA, NFL, NHL and WNBA, this was the 23rd time a franchise selected the No. 1 overall pick in consecutive seasons. *1966-67 was the start of the NBA Common Draft Era. 1970 was the start of the NHL Common Draft Era.*

SELLOUT STREAK AND RECORD-SETTING ATTENDANCE NUMBERS

The Indiana Fever have played only four regular season games that were not sellout crowds this year: May 28 vs. Los Angeles, May 30 vs. Seattle, June 13 vs. Atlanta and September 4 vs. Los Angeles. The May 28th crowd had an attendance of 16,013, the May 30th crowd had an attendance of 15,022, the June 13th crowd had an attendance of 16,651 and the September 4th crowd had an attendance of 16,645. The below list is all of the sellout crowds to watch the Indiana Fever in 2024:

1. May 14 @ CON - Mohegan Sun Arena - 8,910
2. May 16 vs. NYL - Gainbridge Fieldhouse - 17,274
3. May 18 @ NYL - Barclays Center - 17,735
4. May 20 vs. CON - Gainbridge Fieldhouse - 17,274
5. May 22 @ SEA - Climate Pledge Arena - 18,343
6. May 24 @ LA - Crypto.com Arena - 19,103
7. May 25 @ LV - Michelob Ultra Arena - 10,399
8. June 1 vs. CHI - Gainbridge Fieldhouse - 17,274
9. June 2 @ NYL - Barclays Center - 17,401
10. June 7 @ WAS - Capital One Arena - 20,333
11. June 10 @ CON - Mohegan Sun Arena - 8,910
12. June 16 vs. CHI - Gainbridge Fieldhouse - 17,274
13. June 19 vs. WAS - Gainbridge Fieldhouse - 17,274





14. June 21 @ ATL - State Farm Arena - 17,575
15. June 23 @ CHI - Wintrust Arena - 9,872
16. June 27 @ SEA - Climate Pledge Arena - 18,343
17. June 30 @ PHX - Footprint Center - 17,071
18. July 2 @ LV - T-Mobile Arena - 20,366
19. July 6 vs. NYL - Gainbridge Fieldhouse - 17,274
20. July 10 vs. WAS - Gainbridge Fieldhouse - 17,274
21. July 12 vs. PHO - Gainbridge Fieldhouse - 17,274
22. July 14 @ MIN - Target Center - 18,978
23. July 17 @ DAL - College Park Center - 6,251
24. August 16 vs. PHO - Gainbridge Fieldhouse - 17,274
25. August 18 vs. SEA - Gainbridge Fieldhouse - 17,274
26. August 24 @ MIN - Target Center - 19,023
27. August 26 @ ATL - State Farm Arena - 17,608
28. August 28 vs. CON - Gainbridge Fieldhouse - 17,274
29. August 30 @ CHI - Wintrust Arena - 9,445
30. September 1 @ DAL - College Park Center - 6,251
31. September 6 vs. MIN - Gainbridge Fieldhouse - 17,274

Through 35 games played this regular season, Indiana's home + road combined attendance has already set a new single-season WNBA record of 553,536 fans in attendance to watch the Fever. According to Elias Sports Bureau, the top five most fans to see a team in a single regular season in WNBA history is below:

1. **2024 - Indiana Fever - 553,536 (Home: 271,619 - Road: 281,917)**
2. 1999 - Washington Mystics - 408,059
3. 1998 - New York Liberty - 401,939
4. 2001 - New York Liberty - 401,092
5. 2000 - New York Liberty - 396,417

ALL-STAR SEASON(S)

On July 2, Indiana Fever center **Aliyah Boston**, guard **Caitlin Clark** and guard **Kelsey Mitchell** were selected to the 2024 WNBA All-Star Game. Boston and Mitchell joined Tamika Catchings, Katie Douglas and Candice Dupree as the only players in franchise history to earn multiple WNBA All-Star Game invitations with the Fever. This year was the second season in franchise history the Fever will send three players to the WNBA All-Star Game, joining Catchings, Anna DeForge and Tammy Sutton-Brown in 2007. The full list of Indiana Fever All-Star Game player appearances is below:

Aliyah Boston	2023*, 2024
Tamika Catchings	2002*, 2003*, 2005*, 2006*, 2007*, 2009*, 2011*, 2013*, 2014*, 2015*
Caitlin Clark	2024*
Marissa Coleman	2015
Anna DeForge	2007*
Katie Douglas	2009*, 2011*
Candice Dupree	2017, 2019
Briann January	2014
Kelsey Mitchell	2023, 2024
Tammy Sutton-Brown	2007
Erica Wheeler	2019^
Tamika Whitmore	2006
Natalie Williams	2003
Rita Williams	2001
Shavonte Zellous	2013
* – Starter ^ – All-Star Game MVP	

HISTORICAL FIRST SEASON(S)

Aliyah Boston was the unanimous WNBA Rookie of the Year in 2023. Boston joined A'ja Wilson, Candace Parker, Breanna Stewart and Tamika Catchings as one of only five rookies in WNBA history to tally at least 450 points, 250 rebounds and 70 assists in their first season. Fever rookie guard **Caitlin Clark** has followed Boston with a great start to her rookie season after winning WNBA Rookie of the Month for May, July and August. On July 6, Clark became the first player in franchise history and the only rookie in WNBA history to record a triple-double. On September 4, Clark became the sixth player in WNBA history to record multiple triple-doubles in a career. Boston and Clark's rookie season statistics compared to notable Rookie of the Year award winners in previous seasons are below:

NAME	YEAR	TEAM	POINTS	REBOUNDS	ASSISTS	BLOCKS	STEALS	FG %
Caitlin Clark	2024	IND	19.0	5.8	8.4	0.8	1.4	42.3%
Aliyah Boston	2023	IND	14.5	8.4	2.2	1.3	1.3	57.8%
Rhyné Howard	2022	ATL	16.2	4.5	2.8	0.8	1.6	37.9%
Crystal Dangerfield	2020	MIN	16.2	2.0	3.6	0.0	0.9	47.1%
Napheesa Collier	2019	MIN	13.1	6.6	2.6	0.9	1.9	49.0%
A'ja Wilson	2018	LV	20.7	8.0	2.2	1.7	0.8	46.2%
Breanna Stewart	2016	SEA	18.3	9.3	3.4	1.9	1.2	45.7%
Jewell Loyd	2015	SEA	10.7	3.5	1.9	0.2	0.6	41.1%





Chiney Ogumike	2014	CON	15.5	8.5	0.6	1.2	1.2	53.6%
Elena Delle Donne	2013	CHI	18.1	5.6	1.8	1.8	0.7	42.6%
Nneka Ogumike	2012	LA	14.0	7.5	1.2	0.9	1.4	53.5%
Maya Moore	2011	MIN	13.2	4.6	2.6	0.5	1.4	43.9%
Tina Charles	2010	CON	15.5	11.7	1.5	1.7	0.7	48.7%
Candace Parker	2008	LA	18.5	9.5	3.4	2.3	1.3	52.3%
Diana Taurasi	2004	PHO	17.0	4.4	3.9	0.7	1.3	41.6%
Tamika Catchings	2002	IND	18.6	8.6	3.7	1.3	2.9	42.0%

FEVER OLYMPIAN

On July 6, Basketball Australia announced **Kristy Wallace** was selected to represent Australia at the Olympic Games Paris 2024. Wallace joins Natalie Achonwa (Canada – 2016), Tully Bevilaqua (Australia – 2008), Tamika Catchings (USA – 2004, 2008, 2012, 2016) and Kara Wolters (USA – 2000) as the only Fever players selected to play in the Olympics. In 2000, Nell Fortner served as the Head Coach for the U.S. Women's National Team. From 2018-22, The Australian Olympic team won bronze at this Summer's Olympic Games and returned to the Olympic podium for the first time in 12 years for its sixth medal and third bronze alongside previous placings in Atlanta (1996) and London (2012). Wallace played in three games for Australia during the Olympics and averaged 2.0 points, 1.3 assists and 13.0 minutes per contest.

COACH OF THE MONTH

Indiana Fever Head Coach **Christie Sides** was named WNBA Coach of the Month for August after guiding Indiana to a 5-1 record during the month. Sides became the first head coach in franchise history to win WNBA Coach of the Month after guiding the Fever to its first postseason bid since the 2016 season. During August, the Fever led the entire league in scoring, averaging 89.7 points per game, which included a season-best 100-point scoring effort in its 100-81 win against the Chicago Sky on August 30. Indiana also took the top spot in the league for the most 3-point field goals made with 72 made from beyond the arc in August. Indiana's offense was the highest rated among all teams in August at 110.7. To start the month off, Indiana's 98-89 victory against the Phoenix Mercury on August 16 was the first time since the 2015 regular season Indiana has swept its regular season-series with Phoenix. On August 28, Indiana beat the Connecticut Sun, 84-80, for the first time since the 2021 regular season.

NEW FACES, NOT NEW PLACES

Indiana Fever guard **Caitlin Clark** and forward **Katie Lou Samuelson** will call Gainbridge Fieldhouse home for the first time during the 2024 season, but both have found plenty of success from their college careers inside the Fieldhouse. In six games playing at Iowa during the 2021 and 2022 Big Ten Tournament at Gainbridge Fieldhouse, Clark averaged 23.9 points, 6.9 rebounds, 6.9 assists, shot 40.0 percent (54-135), went 88.1 percent from the free throw line (37-42) in 37.6 minutes per contest. While at the University of Connecticut, Samuelson was a member of the 2016 national championship team that defeated Syracuse, 82-51, at Gainbridge Fieldhouse on April 5, 2016.

DOUBLE TROUBLE

During the 2023 season, Indiana Fever forward **NaLyssa Smith** set a franchise record for most double-doubles in a season with 13 and is tied for second all-time in a Fever career, behind only Tamika Catchings (96). **Caitlin Clark** is now tied with Smith at 13 for the most double-doubles in a season in franchise history. The full top five is: Tamika Catchings - 96, Teaira McCowan - 28, **NaLyssa Smith - 28, Aliyah Boston - 23**, Erlana Larkins - 20,

The chart below also tracks the amount of games all Fever players have scored in double figures in their WNBA careers:

PLAYER	10+ POINTS	20+ POINTS	30+ POINTS
Grace Berger	5	0	0
Aliyah Boston	56	15	0
Caitlin Clark	31	18	3
Damiris Dantas	66	6	0
Temi Fagbenle	10	0	0
Lexie Hull	13	2	0
Kelsey Mitchell	186	82	6
Katie Lou Samuelson	34	0	0
Victoria Saxton	0	0	0
NaLyssa Smith	74	13	1
Celeste Taylor	0	0	0
Kristy Wallace	17	1	0
Erica Wheeler	117	15	1

30 FOR 30

On May 28, **Caitlin Clark** logged her first 30-point scoring effort against the Los Angeles Sparks. It was the 27th time a Fever player scored more than 30 points in a regular season game. The full list of Fever players to ever score at least 30 points in a regular season game is listed below:

PLAYER	30-POINT GAMES (30 TOTAL)
Tamika Catchings	10
Kelsey Mitchell	6
Katie Douglas	4
Caitlin Clark	3
Candice Dupree	2
Nikki McCray	1
Olympia Scott	1
NaLyssa Smith	1
Erica Wheeler	1
Shavonte Zellous	1





BALANCED ATTACK

In 16 of Indiana's 18 wins this year, at least four Fever players have scored at least 10 points in each win. The first game Indiana did not achieve this feat, was the 92-75 win against Seattle on August 18. In the win, Mitchell (27), Clark (23) and Hull (22) led Indiana. Indiana then only had three scorers in double figures in a 100-93 win at Dallas led by Mitchell (36), Clark (28) and Smith (14).

@ LA (5/24): Mitchell (18), Boston (17), Fagbenle (17), Clark (11)
 vs. CHI (6/1): Mitchell (18), Smith (17), Clark (11), Boston (10), Wallace (10)
 @ WAS (6/7): Clark (30), Mitchell (16), Boston (10), Smith (10)
 vs. ATL (6/13): Boston (27), Mitchell (24), Samuelson (11), Smith (10)
 vs. CHI (6/16): Clark (23), Boston (19), Mitchell (17), Smith (15)
 vs. WAS (6/19): Boston (22), Mitchell (22), Clark (18), Smith (11)
 @ ATL (6/21): Smith (21), Mitchell (18), Clark (16), Boston (10), Samuelson (10)
 @ PHX (6/30): Boston (17), Mitchell (16), Clark (15), Smith (12), Fagbenle (10)
 vs. NY (7/6): Clark (19), Boston (18), Mitchell (14), Smith (12)
 vs. PHO (7/12): Mitchell (28), Boston (21), Clark (20), Smith (14)
 @ MIN (7/14): Mitchell (21), Boston (17), Clark (17), Smith (11)
 vs. PHO (8/16): Clark (29), Mitchell (28), Boston (14), Smith (13)
 @ ATL (8/26): Mitchell (29), Clark (19), Boston (14), Dantas (11)
 vs. CON (8/28): Mitchell (23), Clark (19), Hull (17), Boston (10), Smith (10)
 @ CHI (8/30): Clark (31), Mitchell (23), Smith (14), Hull (11)
 vs. LA (9/4): Boston (24), Clark (24), Mitchell (18), Smith (13)

TUNE IN

On April 10, the WNBA announced the Indiana Fever will play 36 of 40 regular season games on national television during the 25th regular season in franchise history. Throughout the regular season, Indiana will play two games on ABC, five games on ESPN, one game on ESPN 2, two games on CBS, one game on CBS Sports Network, eight games on ION, four games on Prime Video and 13 games on NBA TV.

Ahead of the 2024 regular season, the Indiana Fever announced TEGNA, Inc. will broadcast select Fever games during the 2024 season. Seventeen games will be shown for free over the air on WTHR or WALV, TEGNA's NBC and MeTV affiliates in Indianapolis, giving fans across central Indiana the opportunity to watch the team and its young superstars compete to return to the WNBA playoffs. All games will be available over the air via antenna. Fans can visit wthr.com/fever for information on how to purchase or set up an over the air antenna. A majority of the games will be available via cable and/or satellite. Check local listings for specifics.

Stations airing the games (subject to change) include:

Indianapolis, Ind.: WTHR 13.1, 13.3 & WALV 46.1 (TEGNA)
 Champaign-Springfield, Ill.: WCIX 49.1 & WCIA 3.1 (Nexstar)
 Cincinnati, Ohio: WXIX 19.3 (Gray Television)
 Davenport, Iowa: WQAD 8.1, 8.3 (TEGNA)
 Dayton, Ohio: WKEF 22.3 (Sinclair)
 Des Moines, Iowa: WOI 5.1 & KCWI 23.1 (TEGNA)
 Evansville, Ind.: WFIE 14.2 (Gray Television)
 Fort Wayne, Ind.: WPTA 21.3 (Gray Television)
 Lafayette, Ind.: WPBY 35.1, 35.2 (Coastal Television Broadcasting Group)
 Lexington, Ky.: WKYT 27.2 (Gray Television)
 Louisville, Ky.: WHAS 11.1, 11.2 (TEGNA)
 South Bend, Ind.: WCWW 25.1 & WMYS 69.1 (Weigel); WNDU 16.2 (Gray Television)

The Indiana Fever and Bally Sports Indiana also announced the network will broadcast five of the team's regular season games. The full regular season schedule on Bally Sports Indiana is:

Tuesday May 28 vs. Los Angeles Sparks
 Wednesday June 19 vs. Washington Mystics
 Saturday Aug. 24 at Minnesota Lynx
 Wednesday Aug. 28 vs. Connecticut Sun
 Sunday Sept. 1 at Dallas Wings

RECORD TV NUMBERS

Indiana's 2024 regular season opener at the Connecticut Sun was the most-viewed WNBA game at the time on ESPN platforms at 2.1 million viewers. Viewership for the regular season opener peaked at 2.3 million people across ESPN 2, ESPN+ and Disney+ platforms. Indiana's road game at Chicago broadcast on ESPN on June 23 topped this mark and became the most-viewed WNBA game in 23 years across all networks at 2.3 million viewers. Viewership peaked at 3.3 million viewers.

Indiana's road game at New York on May 18 was the most-viewed WNBA game ever on ABC at 1.71 million viewers. Viewership for the game peaked at 1.96 million viewers.

Indiana's road game at Chicago on August 30 was the most-viewed WNBA game ever on ION at 1.6 million viewers.

On August 26, Indiana's road game at Atlanta was the most-viewed WNBA game ever on NBA TV averaging 617,000 viewers.

Indiana's home game vs. Chicago on June 16 was the most-watched WNBA game on any network in 23 years, which averaged 2.252 million viewers. Viewership for the game peaked at nearly 3 million viewers.

COMMISSIONER'S CUP

The fourth annual Commissioner's Cup presented by Coinbase returned as an in-season competition with an all-new format for the 2024 season. The championship game featured the Minnesota Lynx and New York Liberty. Past winners include New York Liberty (2023), Las Vegas Aces (2022), and Seattle Storm (2021). Indiana finished the 2024 Commissioner Cup 3-2:

June 1 vs. Chicago (W, 71-70)
 June 2 at New York (L, 104-68)
 June 7 at Washington (W, 85-83)
 June 10 at Connecticut (L, 89-72)
 June 13 vs. Atlanta (W, 91-84)

B1G Life, B1G Stage, Big Ten





More players on this year's Indiana Fever roster played college basketball at universities that will be playing in the Big Ten during the 2024-25 season:

Grace Berger - Indiana (2018-23)

Caitlin Clark - Iowa (2020-24)

Temi Fagbenle - USC (2015-16)

Kelsey Mitchell - Ohio State (2014-18)

Erica Wheeler - Rutgers (2009-13)

FEVER JERSEY UPDATES

On May 1, 2024, Pacers Sports & Entertainment and Eli Lilly and Company announced an agreement to make the Indiana-based medicine company the newest jersey patch and health equity partner of the Indiana Fever. Lilly's corporate logo will be displayed on the shoulder of each Fever jersey, and the companies will continue to collaborate to close gaps on health outcomes in Indianapolis and across the state.

On March 24, PS&E and Salesforce, two of downtown Indy's most visible and recognizable companies, announced an agreement to continue the partnership they tipped off nearly six years ago. Since 2018, Salesforce and PS&E have joined forces to personalize the fan experience. Leveraging Salesforce products, including Marketing Cloud, Service Cloud, and MuleSoft, PS&E seamlessly connects with fans across all touchpoints, including email marketing communications, social media engagement, digital advertising and customer service. Additionally, Salesforce became jersey sponsor of the Indiana Fever in 2019, and the company will remain prominently displayed on the Fever jerseys under the team logo during the 2024 season.

UPCOMING MILESTONES

Aliyah Boston

Fever Record	Currently	Trailing	Needs to pass
Career Blocks	7. 97	6. Ebony Hoffman (100)	4 Blocks
Career Rebounds	10. 650	9. Natalie Williams (676)	27 Rebounds
2PT Field Goals Made	13. 428	12. NaLyssa Smith (429)	2 Made 2PT FGs
Career Points	18. 1,063	17. Victoria Vivians (1,080)	18 Points

Caitlin Clark

Fever Record	Currently	Trailing	Needs to pass
Assists	10. 294	9. Shavonte Zellous (296)	3 Assists
3PT Field Goals Made	T-11. 107	T-11. Rita Williams (107)	1 Made 3PT FG
Career Points	29. 666	28. Stephanie White (683)	18 Points

Kelsey Mitchell

WNBA Record	Currently	Trailing	Needs to pass
3PT Field Goals Made	14. 543	13. Jewell Loyd (563)	21 Made 3PT FG
Career Points	54. 3,824	53. Alyssa Thomas (3,826)	3 Points
Career Field Goals Made	59. 1,343	58. Monique Currie (1,348)	6 Made FGs
Free Throws Made	86. 595	85. Ivory Latta (613)	19 Made FTs
Fever Record	Currently	Trailing	Needs to pass
3PT Field Goals Made	2. 543	1. Tamika Catchings (606)	64 Made 3PT FGs
2PT Field Goals Made	2. 800	1. Tamika Catchings (1,779)	982 Made 2PT FGs
Career Points	2. 3,824	1. Tamika Catchings (7,380)	3,557 Points
Free Throws Made	2. 595	1. Tamika Catchings (2,004)	1,406 Made FTs
Career Assists	4. 645	3. Erica Wheeler (805)	161 Assists
Career Steals	8. 175	7. Erica Wheeler (198)	24 Steals

NaLyssa Smith

Fever Record	Currently	Trailing	Needs to pass
Career Rebounds	5. 796	4. Tammy Sutton-Brown (923)	128 Rebounds
Career Points	12. 1,292	11. Natalie Achonwa (1,301)	10 Points
Career Field Goals Made	12. 499	11. Natalie Achonwa (515)	17 Made Field Goals
Free Throws Made	14. 224	13. Natalie Williams (233)	10 Made Free Throws

Erica Wheeler

WNBA Record	Currently	Trailing	Needs to pass
Career Assists	29. 1,102	28. DeWanna Bonner (1,126)	25 Assists
Career Field Goals Made	105. 989	104. Ariel Atkins (991)	3 Made FGs
Career Points	113. 2,588	112. Tan White (2,595)	8 Points
Fever Record	Currently	Trailing	Needs to pass
Career Assists	3. 805	2. Briann January (909)	105 Assists
Career Points	6. 1,813	5. Tiffany Mitchell (1,996)	184 Points
Career Field Goals Made	6. 694	5. Candice Dupree (702)	9 Made Field Goals
3PT Field Goals Made	6. 178	5. Tully Bevilacqua (203)	26 Made 3PT FGs
Career Steals	7. 198	6. Erlana Larkins (214)	17 Steals





2PT Field Goals Made	7. 516	6. Tiffany Mitchell (531)	16 Made 2PT FGs
Career Rebounds	13. 519	12. Tiffany Mitchell (529)	11 Rebounds
Free Throws Made	T-11. 247	T-11. Ebony Hoffman (247)	1 Made FT

INDIANA FEVER TEAM AND PLAYER SINGLE-GAME RECORDS		
TEAM HIGH	CATEGORY	PLAYER HIGH
110, 8/13/10 vs. PHO	POINTS	38, Kelsey Mitchell, 9/8/19 vs. CON
43, 8/13/10 vs. PHO	FIELD GOALS MADE	15, Candice Dupree, 8/6/17 vs. MIN
94, 8/18/18 vs. CHI	FIELD GOALS ATTEMPTED	27 (3x), last Katie Douglas, 8/8/09 at PHO
16, 6/7/24 at WAS	3-POINT FIELD GOALS MADE	9, Kelsey Mitchell, 9/8/19 vs. CON
36, 8/16/24 vs. PHO	3-POINT FIELD GOALS ATTEMPTED	13 (5x), last Kelsey Mitchell, 8/16/24 vs. PHO
30, 6/29/19 at LV	ASSISTS	19, Caitlin Clark, 7/17/24 at DAL
21, 8/20/05 vs. CHA	OFFENSIVE REBOUNDS	10 (2x), last Erlana Larkins, 9/4/13 at ATL
41, 5/13/22 at NYL	DEFENSIVE REBOUNDS	16, Erlana Larkins, 5/25/14 at ATL
57, 5/13/22 at NYL	TOTAL REBOUNDS	22, Erlana Larkins, 5/25/14 at ATL
15, 5/29/08 vs. LAS	BLOCKS	6 (4x), last Natalie Achonwa, 8/18/18 vs. CHI
21, 8/5/06 vs. SA	STEALS	9, Tamika Catchings, 7/26/02 vs. MIN
40, 8/7/15 vs. ATL	FREE THROWS MADE	17, Tamika Catchings, 8/13/11 vs. NYL
44, 8/7/15 vs. ATL	FREE THROWS ATTEMPTED	19, Tamika Catchings, 8/13/11 vs. NYL
---	MINUTES	50:23, Tammy Sutton-Brown, 6/26/08 at NYL





COACHING CAREER

2023-present	INDIANA FEVER	HEAD COACH
2022	ATLANTA DREAM	ASSISTANT COACH
2019-22	UNIVERSITY OF LOUISIANA-MONROE	ASSOCIATE HEAD COACH
2018-19	INDIANA FEVER	ASSISTANT COACH
2016-17	NORTHWESTERN UNIVERSITY	ASSOCIATE HEAD COACH
2011-16	CHICAGO SKY	ASSISTANT COACH
2007-13	SPARTAK MOSCOW REGION, RUSSIA	ASSISTANT COACH
2004-07	LOUISIANA STATE UNIVERSITY	ASSISTANT COACH
2002-04	LOUISIANA TECH UNIVERSITY	ASSISTANT COACH

The Indiana Fever named Christie Sides the ninth head coach in franchise history on November 4, 2022. Sides, a former Fever assistant and native of Baton Rouge, Louisiana, brings more than 20 years of professional and college coaching experience.

In her first season as head coach in Indiana, Sides instantly impacted the organization. 2023 No. 1 overall selection Aliyah Boston was named WNBA Rookie of the Year and a WNBA All-Star starter. Fever guard Kelsey Mitchell earned her first career WNBA All-Star recognition. Mitchell's 728 points, 245 field goals made and 102 3-point field goals made were the most by a Fever player in a regular season in franchise history. On the defensive end, Indiana ended the season at the top of the league rankings in points in the paint allowed during the 2023 season allowing only 31.6 points in the paint per game. In 2022, Indiana was last in the league surrendering 41.0 paint points per game.

Sides served as an assistant coach for the Atlanta Dream during the 2022 season under head coach Tanisha Wright, guiding No. 1 overall pick Rhyne Howard to winning WNBA Rookie of the Year and earning WNBA All-Star honors. She had previously been associate women's head coach at the University of Louisiana-Monroe since 2019, which was the role she moved to after a two-year stint with the Fever in 2018 and 2019.

Other stops in Sides' twenty-year career include the Chicago Sky, where she spent six seasons as assistant coach. In Chicago, Sides worked closely with WNBA All-Stars Swin Cash, Elena Delle Donne, Sylvia Fowles and Courtney Vandersloot. Before joining the Sky staff, Sides coached at Northwestern University, where she was first an assistant and later associate head coach; and Louisiana State University, where she was an assistant for a program that advanced to three Final Fours, highlighted by future WNBA All-Stars Seimone Augustus and Fowles. Additionally, Sides enjoyed significant success overseas. She was an assistant for Spartak Moscow Region in Russia, where she helped capture consecutive FIBA EuroLeague Championships in 2009 and 2010 and lead the team to five Final Eight finishes overall. She also served as an assistant with the Slovakian Women's National Team for two years in the same period. As a coach overseas, Sides worked alongside WNBA All-Stars Sue Bird, Diana Taurasi, Becky Hammon and Lauren Jackson.

As a player, Sides played her first two college seasons at Ole Miss for Hall of Fame head coach Van Chancellor and helped the Rebels to a 34-22 record. She transferred to Louisiana Tech and finished her playing career for fellow Hall of Fame coach Leon Barmore. Sides helped the Lady Techsters to a 61-6 record in two seasons, including a trip to the 1999 Final Four. She still holds the career record at Tech for 3-point field goal percentage (.448). As a senior at Central Private High School, Sides was named the Louisiana Gatorade Player of the Year. Sides and her partner, Tiffany, have two daughters.

COACH SIDES HEAD COACHING RECORD	
SEASON	RECORD
2023	13-27
2024	18-17
TOTAL RECORD	31-44

2024 Coach's Challenges: 6/11
2023 Coach's Challenges: 4/9



GRACE BERGER

34

Height: 6-0
DOB 6/3/1999
Year with Fever: 2
Weight: 160

College: Indiana
WNBA Season: 2

GUARD



2024: Played with Athletes Unlimited.

2023: Berger became the first player from Indiana University selected in the first round of the WNBA Draft when the Fever took Berger with the No. 7 overall pick in 2023. The winningest player in program history ended her first season with the Fever as a member of the Associated Press All-Rookie Team after averaging 4.2 points, 1.6 rebounds, 1.9 assists and 14.6 minutes per contest in 36 games played. Berger led all rookies in 3-point field goal percentage shooting 47.1 percent (16-of-34) and finished fifth in field goal percentage shooting 44.9 percent (57-of-127). She finished with the third best assist/turnover ratio among first-year players (1.81) and handed out the fifth most assists among rookies (67) this season.

COLLEGE

Berger was a four-time All-Big Ten First Team selection and the all-time winningest player in Indiana's history with 118 victories over five seasons from 2018-23. A Louisville native, Berger finished her IU career ranked seventh in program history in points (1,841) and second in assists (573). In 2022-23, she helped Indiana to its first-ever No. 1 seed in the NCAA Tournament as the team's No. 2 scorer and assists leader. Berger was a four-time All-Big Ten First Team recipient, three-time USWBA All-American Honorable Mention, two-time Associated Press All-American Honorable Mention and part of the Big Ten All-Tournament Team in 2022.

INTERNATIONAL

Berger was named to the 12-member Team USA roster for 2021 AmeriCup. She helped USA to a gold medal and perfect 6-0 record. Berger averaged 5.2 points, 3.2 rebounds and 1.8 assists per game while shooting 42.3 percent from the floor and 81.8 percent at the free throw line. In the quarterfinals against the Virgin Islands, Berger scored 13 points, five rebounds, three assists and two steals.

PERSONAL

Born on June 3, 1999. Daughter of Todd and Mary Charlotte Berger.

GRACE BERGER - WNBA REGULAR SEASON STATISTICS

SEASON	TEAM	GP	GS	MIN	FG	FGA	FG%	3PM	3PA	3P%	FT	FTA	FT%	OR	DR	TOT	A	ST	TO	BS	PTS	PPG
2023-24	IND	36	0	524	57	127	.449	16	34	.471	21	25	.840	7	49	56	67	17	37	6	151	4.2
2024-25	IND	10	0	91	9	22	.409	2	5	.400	9	14	.643	3	9	12	6	4	8	0	29	2.9
TOTALS		46	0	615	66	149	.443	18	39	.462	30	39	.769	10	58	68	73	21	45	6	180	3.9
AVERAGE		--	--	13.4	1.4	3.2	--	0.4	0.8	--	0.7	0.8	--	0.2	1.3	1.5	1.6	0.5	1.0	0.1	3.9	--

	REG CAREER HIGHS		2024-25 REG HIGHS
PTS	15 vs. NYL 7/12/23	PTS	7 vs. NYL 5/16/24
FGM	6 2 times (vs. SEA, 8/24/23)	FGM	2 3 times (@ NYL, 6/2/24)
FGA	16 vs. NYL 7/12/23	FGA	7 at NYL 6/2/24
3FGM	2 2 times (vs. SEA, 8/24/23)	3FGM	1 2 times (@ CON, 6/10/24)
3FGA	3 4 times (vs. SEA, 8/24/23)	3FGA	2 at CON 6/10/24
FTM	4 2 times (vs. SEA, 5/30/24)	FTM	4 vs. SEA 5/30/24
FTA	6 vs. NYL 7/12/23	FTA	4 2 times (vs. SEA, 5/30/24)
OREB	2 at NYL 6/2/24	OREB	2 at NYL 6/2/24
DREB	7 vs. NYL 7/12/23	DREB	2 3 times (@ NYL, 6/2/24)
TREB	7 vs. NYL 7/12/23	TREB	4 at NYL 6/2/24
ASTS	6 vs. CHI 9/5/23	ASTS	2 2 times (@ NYL, 6/2/24)
STLS	3 vs. NYL 7/12/23	STLS	1 4 times (@ CON, 6/10/24)
BLKS	1 6 times (vs. SEA, 8/24/23)	BLKS	--
MINS	36 vs. NYL 7/12/23	MINS	23 vs. SEA 5/30/24



2024-25 GAME-BY-GAME REGULAR SEASON STATISTICS (IND)

DATE	OPP	P/S	MIN	FG	FGA	FG%	3PM	3PA	3P%	FT	FTA	FT%	OR	DR	TOT	A	ST	BS	TO	PF	+/-	PTS	W/L	SCORE
05/14/24	at CON	P	19:47	2	3	.667	0	0	.000	0	0	.000	0	2	2	2	1	0	2	3	-19	4	L	71-92
05/16/24	NYL	P	7:07	2	2	1.000	0	0	.000	3	4	.750	0	0	0	0	0	0	1	3	-3	7	L	66-102
05/18/24	at NYL										[Did not play]												L	80-91
05/20/24	CON										[Did not play]												L	84-88
05/22/24	at SEA										[Did not play]												L	83-85
05/24/24	at LAS										[Did not play]												W	78-73
05/25/24	at LVA	P	6:06	1	2	.500	1	1	1.000	0	0	.000	0	2	2	0	1	0	0	0	2	3	L	80-99
05/28/24	LAS										[Did not play]												L	82-88
05/30/24	SEA	P	22:50	1	4	.250	0	0	.000	4	4	1.000	1	1	2	1	1	0	2	3	5	6	L	88-103
06/01/24	CHI	P	7:01	0	1	.000	0	0	.000	0	3	.000	0	0	0	0	0	0	0	0	-4	0	W	71-70
06/02/24	at NYL	P	13:02	2	7	.286	0	1	.000	2	3	.667	2	2	4	2	0	0	1	3	-10	6	L	68-104
06/07/24	at WAS										[Did not play]												W	85-83
06/10/24	at CON	P	9:45	1	2	.500	1	2	.500	0	0	.000	0	1	1	1	1	0	2	0	8	3	L	72-89
06/13/24	ATL										[Did not play]												W	91-84
06/16/24	CHI										[Did not play]												W	91-83
06/19/24	WAS										[Did not play]												W	88-81
06/21/24	at ATL	P	1:10	0	0	.000	0	0	.000	0	0	.000	0	0	0	0	0	0	0	0	-2	0	W	91-79
06/23/24	at CHI										[Did not play]												L	87-88
06/27/24	at SEA										[Did not play]												L	77-89
06/30/24	at PHO										[Did not play]												W	88-82
07/02/24	at LVA										[Did not play]												L	69-88
07/06/24	NYL										[Did not play]												W	83-78
07/10/24	WAS										[Did not play]												L	84-89
07/12/24	PHO										[Did not play]												W	95-86
07/14/24	at MIN										[Did not play]												W	81-74
07/17/24	at DAL										[Did not play]												L	93-101
08/16/24	PHO										[Did not play]												W	98-89
08/18/24	SEA	P	1:17	0	0	.000	0	0	.000	0	0	.000	0	1	1	0	0	0	0	0	-1	0	W	92-75
08/24/24	at MIN										[Did not play]												L	80-90
08/26/24	at ATL										[Did not play]												W	84-79
08/28/24	CON										[Did not play]												W	84-80
08/30/24	at CHI	P	2:41	0	1	.000	0	1	.000	0	0	.000	0	0	0	0	0	0	0	0	-5	0	W	100-81
09/01/24	at DAL										[Did not play]												W	100-93
09/04/24	LAS										[Did not play]												W	93-86
09/06/24	MIN										[Did not play]												L	88-99
2024	TTL	10-0	91	9	22	.409	2	5	.400	9	14	.643	3	9	12	6	4	0	8	12	-29	29	18-17	
2024	AVG	--	9.1	0.9	2.2	--	0.2	0.5	--	0.9	1.4	--	0.3	0.9	1.2	0.6	0.4	0.0	0.8	1.2	-2.9	2.9	--	--





ALIYAH BOSTON

7

Height: 6-5
DOB 12/11/2001
Year with Fever: 2
Weight: 220

College: South Carolina
WNBA Season: 2

FORWARD/CENTER



UH-LEE-UH

2023: After becoming the first player in franchise history selected with the No. 1 overall draft pick, Boston quickly solidified her place among the league's best players in her first WNBA season. In 2023, Boston was named the WNBA and Associated Press Rookie of the Year and earned AP All-Rookie Team recognition. She became the second player in franchise history to win the WNBA Rookie of the Year Award, joining Tamika Catchings (2002). The 6-foot-5 center became the eighth rookie in WNBA history and fourth player in franchise history to be named a WNBA All-Star Game starter. After being selected as the fifth overall pick in the All-Star Draft, Boston scored the first basket of the 2023 WNBA All-Star Game as a member of Team Wilson. She recorded six points on 3-of-6 shooting to go along with a team-high 11 rebounds. Boston won WNBA Rookie of the Month in May, June and August to become the eighth player in WNBA history to win at least three Rookie of the Month honors. Boston was named the WNBA Eastern Conference Player of the Week for the week of June 12-18 after averaging 22.3 points, 9.3 rebounds and 1.7 blocks per game, while shooting 69.2 percent from the floor and 13-of-14 from the free throw line. She ended the regular season as the first rookie in WNBA history to lead the league in field goal percentage, shooting 57.8 percent (233-of-403) from the floor through the first 40 games of her career. Boston finished second in WNBA history for most rebounds in a rookie season with 335 rebounds, while finishing third all-time for field goals made as a rookie. Boston also set franchise records for most blocks (50) in a rookie season. In addition, Boston also ended the season second in franchise history for points scored in a rookie season (578) and steals in a rookie season (53). Including Boston in 2023, the University of South Carolina became one of three programs to have at least five selections in a single draft (Notre Dame 2019 and Tennessee 2008, 1999).

COLLEGE

Boston completed one of the most accomplished college careers in college basketball history. Boston finished her career with the Gamecocks from 2019-23 as the program's all-time leader in the following categories: Consecutive games started (138), Rebounds (1,493), Offensive rebounds (518), Offensive rebounds in SEC games (244), Defensive rebounds (975), Defensive rebounds in SEC games (485), Rebounds in SEC games (729), Blocked shots in SEC games (165), Double-doubles (82), Double-doubles in SEC games (42), Triple-doubles (2). Boston was a four-time All-America recipient, four-time Lisa Leslie Center of the Year, four-time SEC Defensive Player of the Year, two-time National Player of the Year, two-time Naismith Defensive Player of the Year, two-time SEC Player of the Year and was also the 2022 NCAA Final Four Most Outstanding Player guiding the Gamecocks to a national championship. During her senior year, Boston shot a 55.9 field goal percentage and was her best shooting season since her freshman campaign. Defensively she averaged 2.0 blocks per game, including an SEC-best 2.3 per conference outing this past season. Boston picked up SEC Player of the Year honors for the second-straight season as South Carolina finished the season with a 36-1 record. In her penultimate season, Boston became South Carolina's first Honda Cup Collegiate Woman Athlete of the Year and CoSIDA Academic All-America Team Member of the Year. She swept the national player of the year awards, including becoming the first player, male or female, to win both the Naismith Trophy and Naismith Defensive Player of the Year. She also claimed the SEC Female Athlete of the Year. Boston played an integral role as part of the first team in program history to be ranked No 1 in both the AP and the USA Today Coaches' Polls every week of the season capturing the program's second National Championship. As a sophomore, Boston recorded the first triple-double in program history in SEC play with 16 points, 11 rebounds and 10 blocks against Georgia. In her freshman season with the Gamecocks from 2019-20, Boston posted the first triple-double by a freshman in program history and the first by any NCAA Division I player in her career debut against Alabama State. She later became the program's first National Freshman of the Year.

INTERNATIONAL

Was named to the 2024 USA Women's National Team April training camp roster in Cleveland at the NCAA Final Four. As a part of USA Basketball, Boston most recently was a member of the 2024 USA Women's Olympic Qualifying Tournament Team, which went 3-0 at the 2024 FIBA Women's Olympic Qualifying Tournament in Antwerp, Belgium. In two games, Boston averaged 5.0 ppg, 5.5 rpg, 1.0 spg and 1.0 bpg in 22.9 mpg. Boston was also invited to the 2023 USA Women's National Team November training camp in Atlanta and played in the USA-University of Tennessee exhibition on November 5 in Knoxville, Tennessee. In the exhibition vs. Tennessee, Boston contributed six points, six rebounds, one assist, three blocks and one steal in 17 minutes off the bench. She has earned four gold medals and was named MVP of the 2017 FIBA U16 Americas Cup after leading team with 11.8 points and 8.6 rebounds per game.

PERSONAL

Born on December 11, 2001. Daughter of Cleone and Al Boston. Has an older sister, Alexis. After her first WNBA season, Boston worked the 2023-24 college basketball as a studio analyst for Big Ten women's basketball games on Peacock, the network's streaming service.

ALIYAH BOSTON - WNBA REGULAR SEASON STATISTICS																			
SEASON	TEAM	GP	GS	MIN	FG	FGA	FG%	3PM	3PA	3P%	FT	FTA	FT%	OR	DR	TOT	A	ST	TO
2023-24	IND	40	40	1,249	233	403	.578	4	10	.400	108	145	.745	125	210	335	89	53	75
2024-25	IND	35	35	1,088	206	395	.522	7	23	.304	66	94	.702	102	213	315	106	32	72
TOTALS		75	75	2,337	439	798	.550	11	33	.333	174	239	.728	227	423	650	195	85	147
AVERAGE		--	--	31.2	5.9	10.6	--	0.1	0.4	--	2.3	3.2	--	3.0	5.6	8.7	2.6	1.1	2.0



CURRENT PLAYERS

2024 GAME NOTES



	REG CAREER HIGHS		2024-25 REG HIGHS
PTS	28 at DAL 7/17/24	PTS	28 at DAL 7/17/24
FGM	12 3 times (vs. ATL, 6/13/24)	FGM	12 vs. ATL 6/13/24
FGA	22 at ATL 8/6/23	FGA	21 vs. ATL 6/13/24
3FGM	2 vs. LAS 5/28/24	3FGM	2 vs. LAS 5/28/24
3FGA	2 6 times (vs. MIN, 9/6/24)	3FGA	2 6 times (vs. MIN, 9/6/24)
FTM	7 at CHI 6/15/23	FTM	5 3 times (@ DAL, 7/17/24)
FTA	8 at WAS 7/19/23	FTA	7 at DAL 7/17/24
OREB	8 vs. PHO 7/12/24	OREB	8 vs. PHO 7/12/24
DREB	13 vs. SEA 8/18/24	DREB	13 vs. SEA 8/18/24
TREB	16 at MIN 7/14/24	TREB	16 at MIN 7/14/24
ASTS	8 2 times (vs. CON, 8/28/24)	ASTS	8 2 times (vs. CON, 8/28/24)
STLS	4 3 times (vs. CON, 8/28/24)	STLS	4 vs. CON 8/28/24
BLKS	5 vs. CHI 6/16/24	BLKS	5 vs. CHI 6/16/24
MINS	45 at DAL 9/3/23	MINS	38 vs. CON 8/28/24

2024-25 GAME-BY-GAME REGULAR SEASON STATISTICS (IND)

DATE	OPP	P/S	MIN	FG	FGA	FG%	3PM	3PA	3P%	FT	FTA	FT%	OR	DR	TOT	A	ST	BS	TO	PF	+/-	PTS	WL	SCORE
05/14/24	at CON	S	29:18	2	6	.333	0	0	.000	0	0	.000	2	4	6	2	1	2	4	3	-12	4	L	71-92
05/16/24	NYL	S	29:31	5	15	.333	0	0	.000	2	2	1.000	5	2	7	2	1	1	0	3	-33	12	L	66-102
05/18/24	at NYL	S	32:53	5	10	.500	0	0	.000	2	2	1.000	3	4	7	1	1	1	0	5	-14	12	L	80-91
05/20/24	CON	S	30:13	5	11	.455	0	0	.000	0	0	.000	2	6	8	2	0	3	6	4	-20	10	L	84-88
05/22/24	at SEA	S	14:45	2	7	.286	0	2	.000	0	0	.000	1	2	3	1	0	1	1	4	-18	4	L	83-85
05/24/24	at LAS	S	29:36	8	14	.571	0	1	.000	1	2	.500	2	4	6	2	2	0	3	4	4	17	W	78-73
05/25/24	at LVA	S	26:22	6	14	.429	0	0	.000	0	0	.000	2	4	6	4	0	0	3	1	-20	12	L	80-99
05/28/24	LAS	S	23:24	5	9	.556	2	2	1.000	5	6	.833	3	3	6	2	1	0	3	5	12	17	L	82-88
05/30/24	SEA	S	29:06	4	7	.571	1	1	1.000	2	2	1.000	3	9	12	5	0	0	1	4	-9	11	L	88-103
06/01/24	CHI	S	34:21	4	14	.286	0	1	.000	2	3	.667	4	4	8	2	1	4	3	5	4	10	W	71-70
06/02/24	at NYL	S	25:55	1	4	.250	0	0	.000	3	5	.600	1	3	4	3	2	0	2	0	-26	5	L	68-104
06/07/24	at WAS	S	33:10	3	9	.333	0	1	.000	4	6	.667	1	5	6	3	1	0	2	4	-3	10	W	85-83
06/10/24	at CON	S	33:21	5	11	.455	0	0	.000	4	6	.667	3	9	12	5	1	1	0	3	-11	14	L	72-89
06/13/24	ATL	S	34:24	12	21	.571	0	1	.000	3	3	1.000	5	8	13	2	1	0	1	3	10	27	W	91-84
06/16/24	CHI	S	37:20	9	13	.692	0	0	.000	1	4	.250	6	8	14	4	0	5	3	0	13	19	W	91-83
06/19/24	WAS	S	36:37	8	11	.727	1	1	1.000	5	5	1.000	1	7	8	2	1	1	2	5	4	22	W	88-81
06/21/24	at ATL	S	25:51	5	5	1.000	0	0	.000	0	0	.000	3	7	10	1	1	3	2	5	9	10	W	91-79
06/23/24	at CHI	S	36:19	8	14	.571	1	2	.500	1	4	.250	1	6	7	6	1	2	0	3	-1	18	L	87-88
06/27/24	at SEA	S	28:05	5	16	.313	0	0	.000	1	2	.500	4	10	14	2	1	1	4	5	-9	11	L	77-89
06/30/24	at PHO	S	34:16	6	9	.667	1	1	1.000	4	6	.667	3	5	8	4	0	0	3	5	17	17	W	88-82
07/02/24	at LVA	S	35:32	9	17	.529	0	2	.000	0	0	.000	5	6	11	2	1	1	0	1	-14	18	L	69-88
07/06/24	NYL	S	32:54	8	12	.667	0	0	.000	2	2	1.000	0	8	8	2	1	2	0	2	6	18	W	83-78
07/10/24	WAS	S	20:58	3	4	.750	0	0	.000	0	0	.000	1	5	6	0	0	2	5	5	7	6	L	84-89
07/12/24	PHO	S	33:10	10	17	.588	0	1	.000	1	3	.333	8	5	13	5	3	2	2	1	13	21	W	95-86
07/14/24	at MIN	S	35:16	8	11	.727	0	0	.000	1	2	.500	5	11	16	2	0	4	2	1	14	17	W	81-74
07/17/24	at DAL	S	28:07	11	14	.786	1	1	1.000	5	7	.714	2	6	8	3	0	4	0	3	-7	28	L	93-101
08/16/24	PHO	S	32:39	5	11	.455	0	0	.000	4	4	1.000	4	5	9	4	1	0	1	2	16	14	W	98-89
08/18/24	SEA	S	35:12	4	9	.444	0	1	.000	1	2	.500	2	13	15	8	0	0	2	4	21	9	W	92-75
08/24/24	at MIN	S	36:28	5	11	.455	0	0	.000	0	0	.000	7	8	15	1	1	1	4	3	-10	10	L	80-90
08/26/24	at ATL	S	32:17	6	14	.429	0	0	.000	2	4	.500	6	5	11	4	1	1	3	3	5	14	W	84-79
08/28/24	CON	S	38:13	5	13	.385	0	2	.000	0	0	.000	1	5	6	8	4	0	4	3	6	10	W	84-80
08/30/24	at CHI	S	21:58	2	5	.400	0	0	.000	3	4	.750	3	2	5	4	3	1	0	5	5	7	W	100-81
09/01/24	at DAL	S	32:39	3	6	.500	0	0	.000	1	1	1.000	0	8	8	2	0	3	3	5	9	7	W	100-93
09/04/24	LAS	S	33:06	10	16	.625	0	1	.000	4	5	.800	2	12	14	4	1	0	1	3	12	24	W	93-86
09/06/24	MIN	S	34:19	9	15	.600	0	2	.000	2	2	1.000	1	4	5	2	0	1	2	2	-13	20	L	88-99
2024	TTL	35-35	1,088	206	395	.522	7	23	.304	66	94	.702	102	213	315	106	32	47	72	114	-33	485	18-17	
2024	AVG	--	31.1	5.9	11.3	--	0.2	0.7	--	1.9	2.7	--	2.9	6.1	9.0	3.0	0.9	1.3	2.1	3.3	-0.9	13.9	--	--





CAITLIN
CLARK

22

Height: 6-0

DOB 1/22/2002

Year with Fever: R

Weight: 152

College: Iowa

WNBA Season: R

GUARD

2024: Drafted with the No. 1 overall pick by the Indiana Fever in the 2024 WNBA Draft.

COLLEGE

Clark finished her time at the University of Iowa as the greatest collegiate scorer and one of the most accomplished careers in college basketball history. Clark capped her college career with the Hawkeyes from 2020-24 compiling accolades at an unprecedented rate. In the NCAA record books, Clark finished as the NCAA all-time leading scorer across men's and women's college basketball (3,951 points), the all-time leading scorer in women's NCAA Tournament history (480 points), first in field goals made (1,293 made field goals), first in 3-point field goals made (548 made 3-point field goals) third in assists (1,144 assists) and fourth in free throws made (817 made free throws). Across the Big Ten, Clark ended her collegiate career leading the conference as the all-time leader in points, assists, field goals made, 3-point field goals made and free throws made.

Clark was a four-time All-America recipient, four-time First Team All-Big Ten recipient, three-time Dawn Staley Award winner, three-time Nancy Lieberman Point Guard of the Year Award winner, three-time Big Ten Player of the Year, three-time Big Ten Tournament Most Outstanding Player, two-time AP National Player of the Year and two-time Naismith Women's Player of the Year.

During her penultimate season in 2022-23, Clark netted the most points by a Division I men's or women's basketball player after 100 career games played. In helping advance Iowa to the national championship game, Clark became the first player in Women's NCAA Tournament history with back-to-back 40-point games, joining Austin Carr, who had three straight in the Men's NCAA Tournament in 1970. Against South Carolina in the Final Four, Clark's 41 points are the most by any player against an undefeated team in Men's or Women's NCAA Tournament history. She became the second player to score at least 40 points or more in an NCAA Women's Final Four game, joining Sheryl Swoopes (47 for Texas Tech in 1993 National Championship Game vs Ohio State). Clark broke the NCAA Tournament title record for most made 3-point field goals (8). Clark also eclipsed 2,000 career points in her 75th career game, which tied her for the fastest NCAA Division I women's basketball player to do so with Elena Delle Donne. She eclipsed 2,500 career points at the University of Iowa, only the second player in school history to do so.

In her sophomore season, Clark started all 32 games played from 2021-22. Clark ended her second season leading the country in assists per game (8.0), points per game (27.0), points (863), free throws made (200), triple-doubles (5) and 30-point games (11). She ranked second in total assists (257), third in field goals made (286), fourth in free-throw attempts (227), 12th in 3-pointers made (91), 14th in 3-pointers per game (2.84), 18th in double-doubles (17) and free-throw percentage (88.1) and 19th in defensive rebounds per game (7.6). She became the first Division I player to lead the country in points per game (27.0) and assists per game (8.0) in the same season. She became the fastest Division I player (men's or women's) to reach 1,500 career points over the last 20 seasons after becoming the fastest Big Ten women's basketball athlete and the eighth fastest NCAA athlete to the 1,000-point mile marker (40 games becoming the second NCAA athlete in the last 25 years, tallying 1,000 games in 40 games or less).

As a freshman, Clark started all 30 games from 2020-21. She was named The Athletic, WBCA, and USBWA Tamika Catchings Co-Freshman of the Year and earned first team All-America honors from The Athletic, WBCA, and USBWA, and earned second-team honors from the Associated Press. Clark was named Big Ten Freshman of the Year and earned unanimous Big Ten All-Freshman Team, and unanimous first team All-Big Ten honors. As a freshman, Clark led the nation in assists (214), field goals made (266), points (799), points per game (26.6), 3-pointers attempted (286), and 3-pointers made (116).

INTERNATIONAL

Was named to the 2024 USA Women's National Team April training camp roster in Cleveland at the NCAA Final Four. Won gold medals with USA Basketball as part of both the 2019 and 2021 FIBA U19 World Cup teams, as well as the 2017 FIBA Americas U16 Championship team.

PERSONAL

Born on January 22, 2002. Daughter of Brent Clark and Anne Nizzi-Clark. Has an older brother Blake and a younger brother Colin. Eleven of Clark's family members have played collegiate sports, including her dad, who played baseball and basketball at Simpson College, and her older brother Blake, who played football at Iowa State.

CAITLIN CLARK - WNBA REGULAR SEASON STATISTICS																						
SEASON	TEAM	GP	GS	MIN	FG	FGA	FG%	3PM	3PA	3P%	FT	FTA	FT%	OR	DR	TOT	A	ST	TO	BS	PTS	PPG
2024-25	IND	35	35	1,243	210	496	.423	107	307	.349	139	154	.903	13	191	204	294	48	195	27	666	19.0
TOTALS		35	35	1,243	210	496	.423	107	307	.349	139	154	.903	13	191	204	294	48	195	27	666	19.0
AVERAGE		--	--	35.5	6.0	14.2	--	3.1	8.8	--	4.0	4.4	--	0.4	5.5	5.8	8.4	1.4	5.6	0.8	19.0	--





	2024-25 REG HIGHS
PTS	31 at CHI 8/30/24
FGM	10 2 times (@ DAL, 9/1/24)
FGA	21 vs. MIN 9/6/24
3FGM	7 at WAS 6/7/24
3FGA	13 at WAS 6/7/24
FTM	13 vs. LAS 5/28/24
FTA	15 vs. LAS 5/28/24
OREB	2 at NYL 5/18/24
DREB	12 vs. NYL 7/6/24
TREB	12 2 times (vs. NYL, 7/6/24)
ASTS	19 at DAL 7/17/24
STLS	5 vs. WAS 7/10/24
BLKS	3 2 times (vs. WAS, 7/10/24)
MINS	40 2 times (vs. LAS, 9/4/24)

2024-25 GAME-BY-GAME REGULAR SEASON STATISTICS (IND)

DATE	OPP	P/S	MIN	FG	FGA	FG%	3PM	3PA	3P%	FT	FTA	FT%	OR	DR	TOT	A	ST	BS	TO	PF	+/-	PTS	W/L	SCORE
05/14/24	at CON	S	32:27	5	15	.333	4	11	.364	6	6	1.000	0	0	0	3	2	0	10	4	-13	20	L	71-92
05/16/24	NYL	S	30:08	2	8	.250	1	7	.143	4	4	1.000	0	7	7	6	0	1	3	5	-24	9	L	66-102
05/18/24	at NYL	S	34:27	9	17	.529	4	10	.400	0	0	.000	2	4	6	8	1	0	8	3	-9	22	L	80-91
05/20/24	CON	S	27:24	5	11	.455	3	7	.429	4	4	1.000	0	3	3	5	0	2	5	5	-18	17	L	84-88
05/22/24	at SEA	S	32:56	6	16	.375	2	8	.250	7	9	.778	1	6	7	7	0	2	3	0	7	21	L	83-85
05/24/24	at LAS	S	36:51	4	14	.286	2	9	.222	1	2	.500	1	9	10	8	4	1	2	2	3	11	W	78-73
05/25/24	at LVA	S	28:31	2	8	.250	2	5	.400	2	2	1.000	0	5	5	7	1	0	6	2	-18	8	L	80-99
05/28/24	LAS	S	34:05	7	16	.438	3	10	.300	13	15	.867	0	5	5	6	3	3	7	5	4	30	L	82-88
05/30/24	SEA	S	39:56	6	17	.353	3	8	.375	5	5	1.000	1	2	3	9	0	1	7	2	-13	20	L	88-103
06/01/24	CHI	S	37:15	4	11	.364	2	9	.222	1	1	1.000	1	7	8	6	1	0	5	2	-2	11	W	71-70
06/02/24	at NYL	S	28:50	1	10	.100	1	7	.143	0	0	.000	0	2	2	5	2	1	3	2	-28	3	L	68-104
06/07/24	at WAS	S	38:46	8	15	.533	7	13	.538	7	8	.875	1	7	8	6	4	0	8	3	5	30	W	85-83
06/10/24	at CON	S	21:58	3	8	.375	2	5	.400	2	2	1.000	0	0	0	2	1	0	3	4	-30	10	L	72-89
06/13/24	ATL	S	34:37	3	11	.273	1	6	.167	0	0	.000	1	3	4	6	0	2	7	1	2	7	W	91-84
06/16/24	CHI	S	36:52	7	11	.636	3	7	.429	6	6	1.000	0	8	8	9	0	2	5	3	10	23	W	91-83
06/19/24	WAS	S	36:37	6	12	.500	2	6	.333	4	4	1.000	1	11	12	6	4	0	6	2	12	18	W	88-81
06/21/24	at ATL	S	34:57	6	12	.500	4	8	.500	0	1	.000	0	4	4	7	0	1	7	4	13	16	W	91-79
06/23/24	at CHI	S	39:59	5	11	.455	5	9	.556	2	3	.667	0	6	6	13	4	0	5	4	-1	17	L	87-88
06/27/24	at SEA	S	38:29	4	9	.444	3	7	.429	4	5	.800	0	6	6	7	0	1	6	1	-7	15	L	77-89
06/30/24	at PHO	S	39:27	4	14	.286	2	10	.200	5	6	.833	0	9	9	12	0	0	6	3	3	15	W	88-82
07/02/24	at LVA	S	37:45	4	12	.333	1	7	.143	4	4	1.000	0	6	6	11	1	0	6	5	-19	13	L	69-88
07/06/24	NYL	S	38:28	7	17	.412	3	12	.250	2	2	1.000	0	12	12	13	2	0	4	3	9	19	W	83-78
07/10/24	WAS	S	37:47	7	14	.500	5	9	.556	10	11	.909	1	4	5	13	5	3	5	5	-3	29	L	84-89
07/12/24	PHO	S	38:26	8	16	.500	2	7	.286	2	2	1.000	1	5	6	13	1	2	6	2	9	20	W	95-86
07/14/24	at MIN	S	37:00	5	17	.294	2	11	.182	5	5	1.000	0	3	3	6	2	0	6	3	1	17	W	81-74
07/17/24	at DAL	S	40:00	10	19	.526	2	9	.222	2	3	.667	0	6	6	19	0	0	6	1	-8	24	L	93-101
08/16/24	PHO	S	35:43	8	16	.500	4	11	.364	9	10	.900	0	5	5	10	0	0	5	2	13	29	W	98-89
08/18/24	SEA	S	35:33	9	19	.474	3	10	.300	2	2	1.000	0	5	5	9	1	2	5	3	18	23	W	92-75
08/24/24	at MIN	S	38:00	8	18	.444	3	8	.375	4	4	1.000	1	4	5	8	1	0	7	4	-13	23	L	80-90
08/26/24	at ATL	S	36:54	6	14	.429	4	9	.444	3	3	1.000	0	7	7	7	2	1	2	4	3	19	W	84-79
08/28/24	CON	S	37:37	7	17	.412	3	12	.250	2	2	1.000	0	5	5	5	1	1	7	2	3	19	W	84-80
08/30/24	at CHI	S	32:25	8	14	.571	5	9	.556	10	11	.909	0	4	4	12	1	0	3	3	23	31	W	100-81
09/01/24	at DAL	S	37:09	10	19	.526	5	11	.455	3	4	.750	0	4	4	12	1	0	7	3	7	28	W	100-93
09/04/24	LAS	S	40:00	8	17	.471	4	10	.400	4	4	1.000	1	9	10	10	3	0	7	1	7	24	W	93-86
09/06/24	MIN	S	36:05	8	21	.381	5	10	.500	4	4	1.000	0	8	8	8	0	1	7	2	-7	25	L	88-99
2024	TTL	35-35	1,243	210	496	.423	107	307	.349	139	154	.903	13	191	204	294	48	27	195	100	-61	666	18-17	
2024	AVG	--	35.5	6.0	14.2	--	3.1	8.8	--	4.0	4.4	--	0.4	5.5	5.8	8.4	1.4	0.8	5.6	2.9	-1.7	19.0	--	--



DAMIRIS DANTAS

12

Height: 6-3

DOB 11/17/1992

Year with Fever: 1

Weight: 214

WNBA Season: 9

FORWARD



DUH-MEER-ISS DAHN-TIS

2024: Signed by the Indiana Fever to a multi-year contract on February 1, 2024.

2020: Finished her sixth season (fourth in Minnesota) by starting every game for the first time in her career... Averaged a career-high 12.9 ppg, 6.1 rpg, 2.6 apg and 1.14 spg while logging 26.6 mpg; the rebound, steal and minute figures are career bests, as well... Ranked 9th in the WNBA in three-point accuracy at a career-high 43.3% (39-for-90) while hitting 46.4% from the floor overall and 72.7% from the FT line... Was Minnesota's top scorer on four occasions, including three times in the final seven games; she tallied 18.0 ppg (54.1%) and 7.9 rpg in those seven (30.0 mpg), shooting 58.3% (21-for-36) from beyond the arc... Handed out a season-high eight assists Sept. 12 vs. Indiana, one shy of her career best... Pulled down a career-high 13 rebounds Sept. 4 vs. Dallas, part of her sixth career double-double (fifth in a Minnesota uniform)... Erupted for a career-high 28 points Sept. 2 vs. Chicago while swiping a career-best three steals... Led the Lynx with nine rebounds Aug. 31 vs. Los Angeles, and dealt seven assists Aug. 13 vs. Las Vegas. In the postseason, averaged a team-best 18.0 ppg (47.1%), 7.5 rpg and 2.8 apg in four playoff starts... Tallied 23 points vs. Seattle on Sept. 24.

2019: Returned to Minnesota for her fifth WNBA season, becoming the fourth player to serve two separate stints with the Lynx (Kristen Mann, Janel McCarville, Renee Montgomery)... Started 26 games, missing eight (June 30-July 17, Aug. 11) due to a strained left calf... Tallied 9.2 ppg, 4.5 rpg and 3.2 apg in 25.6 mpg; the assist average led all WNBA frontcourt players and surpassed McCarville's mark of 3.1 apg in 2014 as the best ever by a Lynx frontcourt player... Ranked 7th in the league in three-point accuracy (39.3%, 42-for-107) – having entered the season as a career 28.1% shooter from beyond the arc – and also hit 43.2% from the field and 73.1% from the line... Dealt a career-high nine assists (with no turnovers) Sept. 8 at Los Angeles, bettering her previous best of eight set Aug. 22 vs. Dallas; the latter game also featured no turnovers... During Minnesota's 5-1 sprint to the finish line, she was credited with 31 assists/3 TOs while averaging 12.3 ppg and shooting 51.7% from the floor... Scored the 1000th point of her WNBA career Sept. 6 at Phoenix... Collected 17 points and a season-high 10 rebounds Aug. 27 vs. Chicago, her first double-double since 2015... Led Minnesota with 22 points and six assists June 16 vs. Las Vegas, becoming the sixth player in Lynx history to register 5+ triples and 5+ assists in the same contest; it's her third career 20+ point effort (second this year)... Tallied a team-high 20 points June 1 at Dallas; the three steals in that game matched a career best. In the postseason, topped Minnesota with 20 points, adding six rebounds and two steals, on Sept. 11 vs. Seattle.

2018: Saw her fourth WNBA season curtailed by injury, playing in 19 of Atlanta's first 20 games before missing the final 14 and eventually undergoing right ankle surgery on Aug. 16... Posted career lows with 5.4 ppg and 2.4 rpg in 13.4 mpg, shooting 43.3% from the floor... Reached double figures on five occasions, including a season-high 15-point effort June 5 vs. Connecticut... Handed out a career-high five assists July 6 vs. Seattle.

2017: Appeared in all 34 games for Atlanta, including a pair of starts... Averaged 7.7 ppg (39.2%) and 3.6 rpg while logging 18.1 mpg, shooting 26.5% (26-for-98) from beyond the arc and 76.7% (33-for-43) from the FT line... Matched her career high with 22 points (in a season-best 37:20) June 13 at Seattle, one of 13 double-figure efforts overall... Hauled down a season-high nine rebounds July 15 at Seattle.

2016: Did not play in the WNBA.

2015: Split the summer between Minnesota and Atlanta, having been acquired by the Dream on July 27 as part of a three-team trade that saw the Lynx receive Sylvia Fowles from Chicago... Played in 32 games, starting all 16 contests after arriving in Atlanta (20 starts overall)... Averaged 6.9 ppg (on 45.1% shooting) and 4.3 rpg in 20.7 mpg while ranking 2nd in the WNBA in FT accuracy at 91.1% (51-for-56)... Added a season-high 18 points Aug. 9 at Tulsa, one of seven double-digit scoring nights, and totaled 15 points and a career-high 12 rebounds Sept. 9 vs. Los Angeles (her fourth career double-double).

2014: Finished her rookie season as the youngest player to don a Lynx uniform since Candice Wiggins in 2008... Saw action in 30 games, missing the final four due to personal reasons... Returned to play in three postseason contests... Netted 6.0 ppg, 5.1 rpg and 1.2 apg in 21.8 mpg, shooting 51.1% from the floor and 76.0% from the line... Started the first 23 contests (with Minnesota going 17-6); she contributed 7.2 ppg (50.4%) and 5.8 rpg in 25.7 mpg as a starter... Totaled 10 points and a season-high 12 rebounds June 15 vs. Phoenix; she netted 15 points and 11 rebounds June 8 at L.A.... Scored a season-high 17 points May 30 vs. San Antonio... Swiped three steals May 24 vs. New York, and logged a season-high 40:15 vs. Connecticut... Hauled in 12 rebounds May 16 at Washington; she's the second player in league history to collect 10+ rebounds and 5+ assists in her WNBA debut (Candace Parker, 2008). In the postseason, appeared in three playoff games, averaging 0.7 points and 0.3 assists per game.

INTERNATIONAL

2020: Represented Brazil in both legs of the FIBA OQT (Bahia Blanca, Argentina and Bourges, France), averaging 16.8 ppg (47.3%) and 8.3 rpg in six outings.

2019: Named to the All-Star Five at the FIBA AmeriCup tournament in San Juan, P.R. after registering 17.3 ppg (47.3%) and 6.8 rpg in six starts.

2016: Ranked as the 4th-leading scorer at the Rio de Janeiro Olympics, netting 16.8 ppg (46.6%), 7.6 rpg and 2.20 spg in five games.

2014: Represented Brazil at the FIBA World Championship in Turkey; she added 3.5 ppg and 3.2 rpg in four starts.

2013: Led Brazil to the gold medal at the FIBA South American Championship, held in Argentina; she was named tournament MVP after averaging 16.2 ppg and 10.0 rpg in five contests.

2012: Member of Brazil's entry at the London Olympics, where she collected 4.0 ppg and 4.8 rpg in five games.

2011: Named Most Valuable Player at the FIBA U19 World Championship, held in Chile... Averaged 20.9 ppg and 12.6 rpg in nine games, capped by a 26-point, 13-rebound, four-steal effort in the bronze-medal game win over Australia on July 31.

2010: Chosen to represent Brazil as a 17-year-old at the FIBA World Championship, held in the Czech Republic... Had 10 points and 10 rebounds vs. Spain on Sept. 25, her debut with the senior national team.

PERSONAL

Born on November 17, 1992.



DAMIRIS DANTAS WNBA REGULAR SEASON STATISTICS

SEASON	TEAM	GP	GS	MIN	FG	FGA	FG%	3PM	3PA	3P%	FTM	FTA	FT%	OR	DR	TOT	A	ST	TO	BS	PTS	PPG
2014	MIN	30	23	655	71	159	.511	1	1	1.000	38	50	.760	46	106	152	36	15	24	11	181	6.0
2015	MIN	16	4	267	36	62	.581	2	3	.667	15	19	.789	10	43	53	19	3	18	5	89	5.6
2015	ATL	16	16	396	46	120	.383	4	12	.333	36	37	.973	32	54	86	11	15	17	9	132	8.3
2015	TOT	32	20	663	82	182	.451	6	15	.400	51	56	.911	42	97	139	30	18	35	14	221	6.9
2017	ATL	34	2	614	102	260	.392	26	98	.265	33	43	.767	33	88	121	23	17	28	19	263	7.7
2018	ATL	19	0	255	42	97	.433	5	21	.238	13	18	.722	17	28	45	16	8	10	0	102	5.4
2019	MIN	26	26	667	89	206	.432	42	107	.393	19	26	.731	28	88	116	84	19	45	15	239	9.2
2020	MIN	22	22	586	102	220	.464	39	90	.433	40	55	.727	37	97	134	58	25	40	5	283	12.9
2021	MIN	24	20	572	66	175	.377	34	102	.333	18	24	.750	15	82	97	55	10	44	7	184	7.7
2022	MIN	15	15	262	28	92	.304	16	61	.262	5	6	.833	10	47	57	28	3	16	1	77	5.1
2024	IND	15	0	160	27	58	.466	8	24	.333	6	8	.750	4	27	31	7	4	11	4	68	4.5
TOTALS		217	128	4432	609	1429	.426	177	518	.342	223	286	.780	232	660	892	337	120	253	76	1618	7.5
AVERAGES				20.5	2.8	6.6		0.8	2.4		1.0	1.3		1.1	3.1	4.2	1.6	0.5	1.2	0.3		

DAMIRIS DANTAS WNBA POSTSEASON STATISTICS

SEASON	TEAM	GP	GS	MIN	FG	FGA	FG%	3PM	3PA	3P%	FTM	FTA	FT%	OR	DR	TOT	A	ST	TO	BS	PTS	PPG
2014	MIN	3	0	25	1	2	.500	0	0	--	1	2	.500	0	2	2	1	0	1	0	2	0.7
2019	MIN	1	1	28	8	13	.615	2	6	.333	2	2	1.000	1	5	6	1	2	5	0	20	20.0
2020	MIN	4	4	137	24	51	.471	14	27	.519	10	12	.833	8	22	30	11	6	10	0	72	18.0
TOTALS		8	5	190	33	66	.500	16	33	.485	12	14	.857	9	29	38	13	8	16	0	94	11.8
AVERAGES				23.8	4.2	8.3		2.0	2.2		1.5	1.8		1.1	3.6	4.8	1.6	1.0	2.0	0.0		

REG CAREER HIGHS		POST CAREER HIGHS	
PTS	28 at CHI, 9/2/20	PTS	23 at SEA, 9/24/20
FGM	10 at CHI, 9/2/20	FGM	9 vs. PHO, 9/17/20
FGA	16 at LA, 8/9/20	FGA	17 vs. PHO, 9/17/20
3FGM	6 at ATL, 6/23/21	3FGM	5 at SEA, 9/24/20
3FGA	11 at ATL, 6/23/21	3FGA	9 vs. PHO, 9/17/20
FTM	7 at TUL, 8/9/15	FTM	6 vs. SEA, 9/27/20
FTA	14 at TUL, 8/9/15	FTA	6 vs. SEA, 9/27/20
OREB	8 at ATL, 8/9/15	OREB	3 at SEA, 9/24/20
DREB	9 3 times (vs. CHI 8/27/19)	DREB	7 at SEA, 9/22/20
TREB	13 at DAL, 9/4/20	TREB	8 2 times (@ SEA 9/22/20)
ASTS	9 at LA, 9/8/19	ASTS	4 2 times (vs. SEA 9/27/20)
STLS	4 at LV, 7/9/21	STLS	4 at SEA, 9/22/20
BLKS	2 11 times (vs. CON 5/30/21)	BLKS	--
MINS	40:15 vs. CON, 5/18/14	MINS	36:12 vs. PHO, 9/17/20

2024-25 REG HIGHS	
PTS	11 at ATL 8/26/24
FGM	4 2 times (@ ATL, 8/26/24)
FGA	10 at MIN 8/24/24
3FGM	3 at ATL 8/26/24
3FGA	5 at MIN 8/24/24
FTM	2 2 times (@ DAL, 9/1/24)
FTA	2 4 times (vs. LAS, 9/4/24)
OREB	1 4 times (@ MIN, 8/24/24)
DREB	5 vs. PHO 8/16/24
TREB	5 2 times (vs. SEA, 8/18/24)
ASTS	2 3 times (@ CHI, 8/30/24)
STLS	3 at DAL 9/1/24
BLKS	1 4 times (@ DAL, 9/1/24)
MINS	20 vs. SEA 8/18/24





2024-25 GAME-BY-GAME REGULAR SEASON STATISTICS (IND)

DATE	OPP	P/S	MIN	FG	FGA	FG%	3PM	3PA	3P%	FT	FTA	FT%	OR	DR	TOT	A	ST	BS	TO	PF	+/-	PTS	W/L	SCORE	
05/24/24	at LAS										[Did not play]												W	78-73	
06/27/24	at SEA										[Did not play]												L	77-89	
06/30/24	at PHO										[Did not play]												W	88-82	
07/02/24	at LVA	P	2:08	0	1	.000	0	0	.000	0	0	.000	0	0	0	0	0	0	0	0	0	0	0	L	69-88
07/06/24	NYL	P	7:06	3	3	1.000	1	1	1.000	0	0	.000	0	0	0	0	0	0	0	0	-1	7	W	83-78	
07/10/24	WAS	P	8:32	1	2	.500	0	1	.000	0	0	.000	0	1	1	0	0	0	1	1	1	2	L	84-89	
07/12/24	PHO	P	4:54	0	0	.000	0	0	.000	0	0	.000	0	0	0	1	0	0	1	1	2	0	W	95-86	
07/14/24	at MIN	P	4:44	2	2	1.000	1	1	1.000	0	0	.000	1	2	3	0	0	0	0	0	-7	5	W	81-74	
07/17/24	at DAL	P	12:56	3	4	.750	0	1	.000	0	0	.000	1	2	3	0	0	1	1	1	-5	6	L	93-101	
08/16/24	PHO	P	10:23	1	5	.200	0	2	.000	0	0	.000	0	5	5	2	0	0	0	2	-7	2	W	98-89	
08/18/24	SEA	P	19:31	3	8	.375	1	3	.333	1	2	.500	1	4	5	0	0	1	1	2	10	8	W	92-75	
08/24/24	at MIN	P	17:21	4	10	.400	0	5	.000	0	0	.000	1	3	4	2	0	0	2	1	10	8	L	80-90	
08/26/24	at ATL	P	9:45	4	5	.800	3	4	.750	0	0	.000	0	1	1	0	0	0	0	0	2	11	W	84-79	
08/28/24	CON	P	5:57	0	2	.000	0	1	.000	0	0	.000	0	1	1	0	0	0	1	1	-6	0	W	84-80	
08/30/24	at CHI	P	18:02	3	6	.500	1	2	.500	2	2	1.000	0	3	3	2	1	1	0	0	14	9	W	100-81	
09/01/24	at DAL	P	16:42	2	5	.400	1	2	.500	2	2	1.000	0	4	4	0	3	1	2	1	11	7	W	100-93	
09/04/24	LAS	P	14:29	1	4	.250	0	0	.000	1	2	.500	0	1	1	0	0	0	2	3	-2	3	W	93-86	
09/06/24	MIN	P	7:07	0	1	.000	0	1	.000	0	0	.000	0	0	0	0	0	0	0	1	3	0	L	88-99	
2024	TTL	15-0	160	27	58	.466	8	24	.333	6	8	.750	4	27	31	7	4	4	11	14	25	68	12-6		
2024	AVG	--	10.6	1.8	3.9	--	0.5	1.6	--	0.4	0.5	--	0.3	1.8	2.1	0.5	0.3	0.3	0.7	0.9	1.7	4.5	--	--	





TEMI
FAGBENLE
14

Height: 6-4
DOB 9/8/1992
Year with Fever: 1
Weight: 180

College: USC
WNBA Season: 4

CENTER

TEM-EE FAG-BEN-LAY

2024: Signed by Indiana on January 19, 2024 to a training camp contract.

2019: Averaged 5.4 points, 2.9 rebounds and 15.0 minutes per contest in 18 games played during the 2019 season with Minnesota. Played nearly 16 minutes in one postseason game played.

2018: Started two games and appeared in 30 games with Minnesota while averaging 3.1 points and 2.0 rebounds per game. Played in one postseason game and finished with 15 points on 7-of-8 shooting and four rebounds for Minnesota.

2017: Played in 21 games in the regular season and two postseason games with Minnesota.

COLLEGE

Fagbenle joined USC ahead of the 2015-16 season after finishing her undergraduate degree at Harvard from 2011-15. Fagbenle recorded 10 double-doubles as a Trojan, while leading the team in scoring (13.6 ppg), rebounding (8.7 rpg), blocks (1.2 bpg), steals (1.8 spg), free throws made (93) and minutes played (30.3 mpg). USC opened her lone season with 12 straight wins. Fagbenle scored in double figures in 24 games, with 12 double-digit rebounding days. The full-time starter also interrupted opposing offenses enough to earn the right to Pac-12 All-Defensive Honorable Mention. Fagbenle averaged 1.8 steals per game and has hauled in 177 defensive rebounds while serving up 39 blocks on the defensive end. Her numbers in conference play were even stronger.

INTERNATIONAL

A 2012 Olympian for Great Britain, averaged 4.8 ppg, 4.0 rpg and 1.2 bpg while playing 20.0 minutes at the London Games. Appeared in all five games for Great Britain at the 2012 Olympics, including starts against Australia, Canada and Russia and was just the second Ivy League women's basketball player in history to compete in the Olympic Games. Named England's 2010 U18 Player of the Year. Won the 2010 U18 Women's European Championship with England.

PERSONAL

Born on September 8, 1992. Daughter of Buki and Tunde Fagbenle. Has 11 siblings, Kunle, Dokun, Banke, OT, Luti, Dapo, Tito, Pekun, Torera, Tife and Tani.

TEMI FAGBENLE - WNBA REGULAR SEASON STATISTICS																						
SEASON	TEAM	GP	GS	MIN	FG	FGA	FG%	3PM	3PA	3P%	FT	FTA	FT%	OR	DR	TOT	A	ST	TO	BS	PTS	PPG
2017-18	MIN	2	0	5	1	1	1.000	0	0	.000	0	0	.000	0	1	1	0	0	0	0	2	1.0
2018-19	MIN	30	2	283	39	77	.506	0	0	.000	16	23	.696	28	32	60	17	8	22	9	94	3.1
2019-20	MIN	18	0	271	42	81	.519	1	6	.167	13	18	.722	22	30	52	15	6	32	6	98	5.4
2024-25	IND	17	2	323	43	89	.483	1	10	.100	19	21	.905	27	57	84	16	10	18	12	106	6.2
TOTALS		67	4	881	125	248	.504	2	16	.125	48	62	.774	77	120	197	48	24	72	27	300	4.5
AVERAGE		--	--	13.2	1.9	3.7	--	0.0	0.2	--	0.7	0.9	--	1.1	1.8	2.9	0.7	0.4	1.1	0.4	4.5	--

TEMI FAGBENLE - WNBA POSTSEASON STATISTICS																						
SEASON	TEAM	GP	GS	MIN	FG	FGA	FG%	3PM	3PA	3P%	FT	FTA	FT%	OR	DR	TOT	A	ST	TO	BS	PTS	PPG
2017-18	MIN	1	0	1	1	1	1.000	0	0	.000	0	0	.000	0	0	0	0	0	1	0	2	2.0
2018-19	MIN	1	0	24	7	8	.875	1	1	1.000	0	0	.000	3	1	4	1	1	0	0	15	15.0
2019-20	MIN	1	0	16	2	4	.500	0	1	.000	0	0	.000	1	0	1	0	1	0	2	4	4.0
TOTALS		3	0	41	10	13	.769	1	1	1.000	0	0	.000	4	1	5	1	2	1	2	21	7.0
AVERAGE		--	--	13.7	3.3	4.3	--	0.3	0.3	--	0.0	0.0	--	1.3	0.3	1.7	0.3	0.7	0.3	0.7	7.0	--

	REG CAREER HIGHS		2024-25 REG HIGHS
PTS	17 at LAS 5/24/24	PTS	17 at LAS 5/24/24
FGM	7 at IND 8/3/19	FGM	6 at LAS 5/24/24
FGA	12 at LAS 5/24/24	FGA	12 at LAS 5/24/24
3FGM	1 2 times (@ LAS, 5/24/24)	3FGM	1 at LAS 5/24/24
3FGA	3 at LAS 5/24/24	3FGA	3 at LAS 5/24/24
FTM	5 at LVA 5/25/24	FTM	5 at LVA 5/25/24
FTA	5 2 times (@ LVA, 5/25/24)	FTA	5 at LVA 5/25/24
OREB	4 vs. CON 5/20/24	OREB	4 vs. CON 5/20/24
DREB	6 2 times (@ LVA, 5/25/24)	DREB	6 2 times (@ LVA, 5/25/24)
TREB	10 vs. CON 5/20/24	TREB	10 vs. CON 5/20/24
ASTS	4 vs. CON 7/15/18	ASTS	3 at LAS 5/24/24
STLS	3 vs. NYL 5/16/24	STLS	3 vs. NYL 5/16/24
BLKS	3 2 times (@ SEA, 5/22/24)	BLKS	3 at SEA 5/22/24
MINS	32 vs. LAS 5/28/24	MINS	32 vs. LAS 5/28/24





2024-25 GAME-BY-GAME REGULAR SEASON STATISTICS (IND)

DATE	OPP	P/S	MIN	FG	FGA	FG%	3PM	3PA	3P%	FT	FTA	FT%	OR	DR	TOT	A	ST	BS	TO	PF	+/-	PTS	W/L	SCORE
05/14/24	at CON	P	12:17	2	2	1.000	0	0	.000	0	0	.000	0	4	4	1	0	1	3	4	-8	4	L	71-92
05/16/24	NYL	P	20:27	2	6	.333	0	1	.000	2	4	.500	0	1	1	0	3	1	2	2	-11	6	L	66-102
05/18/24	at NYL	P	18:36	4	8	.500	0	1	.000	0	0	.000	1	2	3	2	2	0	0	5	1	8	L	80-91
05/20/24	CON	P	22:34	5	6	.833	0	0	.000	1	1	1.000	4	6	10	0	0	0	0	4	10	11	L	84-88
05/22/24	at SEA	P	26:54	3	5	.600	0	0	.000	2	2	1.000	1	5	6	1	0	3	3	6	5	8	L	83-85
05/24/24	at LAS	P	30:45	6	12	.500	1	3	.333	4	4	1.000	1	5	6	3	1	1	1	3	15	17	W	78-73
05/25/24	at LVA	S	26:12	4	7	.571	0	1	.000	5	5	1.000	2	6	8	2	0	1	1	4	-10	13	L	80-99
05/28/24	LAS	S	31:34	3	5	.600	0	0	.000	0	0	.000	3	4	7	0	1	1	1	6	5	6	L	82-88
05/30/24	SEA									DND - Coaches Decision													L	88-103
06/01/24	CHI									[Did not play]													W	71-70
06/02/24	at NYL									Inactive - Injury													L	68-104
06/07/24	at WAS									DND - Injury													W	85-83
06/10/24	at CON									NWT - Injury													L	72-89
06/13/24	ATL									DND - Injury													W	91-84
06/16/24	CHI									DND - Injury													W	91-83
06/19/24	WAS									DND - Injury													W	88-81
06/21/24	at ATL									Inactive - Injury													W	91-79
06/23/24	at CHI									DND - Injury													L	87-88
06/27/24	at SEA	P	19:11	4	5	.800	0	0	.000	0	0	.000	2	5	7	2	0	0	0	3	-5	8	L	77-89
06/30/24	at PHO	P	12:57	3	5	.600	0	0	.000	4	4	1.000	2	0	2	0	0	0	1	5	-11	10	W	88-82
07/02/24	at LVA	P	16:04	1	7	.143	0	0	.000	0	0	.000	3	4	7	1	1	1	0	1	-12	2	L	69-88
07/06/24	NYL									DND - Injury													W	83-78
07/10/24	WAS									DND - Injury													L	84-89
07/12/24	PHO									DND - Injury													W	95-86
07/14/24	at MIN									NWT - Injury													W	81-74
07/17/24	at DAL									Inactive - Injury													L	93-101
08/16/24	PHO									DND - Injury													W	98-89
08/18/24	SEA									DND - Injury													W	92-75
08/24/24	at MIN	P	16:11	2	4	.500	0	1	.000	0	0	.000	2	3	5	0	0	0	1	1	-7	4	L	80-90
08/26/24	at ATL	P	10:52	1	4	.250	0	0	.000	0	0	.000	1	2	3	0	1	0	1	1	1	2	W	84-79
08/28/24	CON	P	16:58	0	2	.000	0	0	.000	0	0	.000	0	3	3	0	0	1	0	2	18	0	W	84-80
08/30/24	at CHI	P	18:00	1	6	.167	0	1	.000	1	1	1.000	0	5	5	2	1	2	2	4	29	3	W	100-81
09/01/24	at DAL	P	8:42	1	2	.500	0	0	.000	0	0	.000	2	1	3	0	0	0	2	2	-4	2	W	100-93
09/04/24	LAS									DND - Injury													W	93-86
09/06/24	MIN	P	15:09	1	3	.333	0	2	.000	0	0	.000	3	1	4	2	0	0	0	4	-7	2	L	88-99
2024	TTL	17-2	323	43	89	.483	1	10	.100	19	21	.905	27	57	84	16	10	12	18	57	9	106	18-17	
2024	AVG	--	19.0	2.5	5.2	--	0.1	0.6	--	1.1	1.2	--	1.6	3.4	4.9	0.9	0.6	0.7	1.1	3.4	0.5	6.2	--	--





LEXIE
HULL
10

Height: 6-1
DOB 9/13/1999
Year with Fever: 3
Weight: 155

College: Stanford
WNBA Season: 3

GUARD

2024: Played in Athletes Unlimited.

2023: Hull's scoring, rebounds, assists, steals, field goal percentage, 3-point field goal percentage and minutes played per game all increased from 2022 to her second WNBA season in 2023. Hull started 25 games, the fifth most by a Fever player during 2023, but her season was marred by two different injuries throughout the year. She averaged 4.6 points, 2.7 rebounds, 1.1 assists, 1.0 steals and 20.6 minutes per contest in 30 games played. The 6-foot-1 guard missed two games in the middle of the season due to a broken nose and then missed the last eight games of the regular season due to a right shoulder injury. Following the 2023 regular season, Hull and the 2023 USA 3x3 Women's Pan American Team won a gold medal at the 2023 Pan American Games in Santiago, Chile. Hull was also named the 2023 Defensive Player of the Year in Athletes Unlimited.

2022: Hull steadily improved in her rookie campaign with the Indiana Fever. The 6-foot-1 guard from Stanford averaged 3.8 points and 1.5 rebounds in 12.8 minutes per contest, while starting four games in 26 games played. But Hull's impact grew as her rookie season progressed. In four regular season games played in August, Hull averaged 12.0 points per game, 3.3 rebounds, 1.8 assists and shot 35.7 percent from 3-point range to close out her first WNBA season. Hull was selected for the 2022 FIBA 3x3 U23 Women's World Cup team with USA Basketball.

A pivotal member of Stanford's 2021 national championship team, Hull was a three-time All Pac-12 selection, a two-time Pac-12 All-Defensive Team recipient and a two-time NCAA Tournament Regional All-Tournament Team honoree. The 6-foot-1 guard from Spokane, Washington spent her entire Stanford career on the hardwood with her twin sister, Lacie, and would go on to average 11.1 points, 5.2 rebounds, 1.7 assists, 27.3 minutes in 127 games played with the Cardinal. Hull knocked down 191 3-point field goals and shot 37.4 percent from beyond the arc in her collegiate career. Hull played at the 2019 USA Basketball Women's 3x3 National Championship in Las Vegas in May 2019.

Daughter of Jaime and Jason Hull...Twin sister, Lacie, also plays basketball at Stanford...Father was a small forward at Whitworth and a Division III All-American in 1994...Grandfather, John Hull, played college basketball at Western Washington.

LEXIE HULL - WNBA REGULAR SEASON STATISTICS																			
SEASON	TEAM	GP	GS	MIN	FG	FGA	FG%	3PM	3PA	3P%	FT	FTA	FT%	OR	DR	TOT	A	ST	TO
2022-23	IND	26	4	334	28	105	.267	8	43	.186	36	40	.900	11	29	40	18	15	18
2023-24	IND	30	25	619	54	145	.372	13	60	.217	17	22	.773	35	47	82	32	30	30
2024-25	IND	29	6	515	52	116	.448	28	60	.467	25	31	.806	28	40	68	27	16	22
TOTALS		85	35	1,469	134	366	.366	49	163	.301	78	93	.839	74	116	190	77	61	70
AVERAGE		--	--	17.3	1.6	4.3	--	0.6	1.9	--	0.9	1.1	--	0.9	1.4	2.2	0.9	0.7	0.8

	REG CAREER HIGHS		2024-25 REG HIGHS
PTS	22 vs. SEA 8/18/24	PTS	22 vs. SEA 8/18/24
FGM	8 vs. SEA 8/18/24	FGM	8 vs. SEA 8/18/24
FGA	12 at LVA 6/24/23	FGA	10 vs. SEA 8/18/24
3FGM	6 vs. SEA 8/18/24	3FGM	6 vs. SEA 8/18/24
3FGA	7 vs. SEA 8/18/24	3FGA	7 vs. SEA 8/18/24
FTM	6 2 times (@ DAL, 8/6/22)	FTM	4 vs. PHO 7/12/24
FTA	7 at ATL 8/3/22	FTA	4 3 times (vs. CON, 8/28/24)
OREB	6 vs. CON 8/28/24	OREB	6 vs. CON 8/28/24
DREB	6 vs. MIN 9/6/24	DREB	6 vs. MIN 9/6/24
TREB	9 vs. MIN 9/6/24	TREB	9 vs. MIN 9/6/24
ASTS	4 4 times (@ DAL, 9/1/24)	ASTS	4 at DAL 9/1/24
STLS	4 3 times (@ MIN, 7/5/23)	STLS	3 vs. WAS 7/10/24
BLKS	2 3 times (@ DAL, 9/1/24)	BLKS	2 at DAL 9/1/24
MINS	37 at WAS 7/7/23	MINS	32 at DAL 9/1/24





2024-25 GAME-BY-GAME REGULAR SEASON STATISTICS (IND)

DATE	OPP	P/S	MIN	FG	FGA	FG%	3PM	3PA	3P%	FT	FTA	FT%	OR	DR	TOT	A	ST	BS	TO	PF	+/-	PTS	W/L	SCORE
05/14/24	at CON										[Did not play]												L	71-92
05/16/24	NYL	P	11:56	1	3	.333	1	2	.500	1	2	.500	0	2	2	0	0	1	0	1	-10	4	L	66-102
05/18/24	at NYL	P	1:34	0	0	.000	0	0	.000	0	0	.000	0	0	0	0	0	0	0	0	-2	0	L	80-91
05/20/24	CON										[Did not play]												L	84-88
05/22/24	at SEA	P	12:48	2	5	.400	1	2	.500	0	0	.000	0	0	0	2	1	0	0	4	0	5	L	83-85
05/24/24	at LAS										[Did not play]												W	78-73
05/25/24	at LVA	P	18:14	4	7	.571	2	3	.667	2	2	1.000	1	1	2	1	0	0	1	3	-3	12	L	80-99
05/28/24	LAS	P	05:49	1	4	.250	0	1	.000	0	0	.000	1	1	2	1	0	0	2	2	-1	2	L	82-88
05/30/24	SEA	P	7:21	0	2	.000	0	2	.000	0	0	.000	1	2	3	0	0	0	0	2	-4	0	L	88-103
06/01/24	CHI										[Did not play]												W	71-70
06/02/24	at NYL	P	7:42	0	0	.000	0	0	.000	0	0	.000	0	0	0	2	0	0	2	2	-6	0	L	68-104
06/07/24	at WAS										[Did not play]												W	85-83
06/10/24	at CON	P	20:23	3	6	.500	1	2	.500	3	4	.750	1	3	4	0	1	0	0	3	3	10	L	72-89
06/13/24	ATL	P	10:02	0	3	.000	0	2	.000	2	2	1.000	1	0	1	1	2	1	1	1	-1	2	W	91-84
06/16/24	CHI	P	21:08	2	4	.500	1	2	.500	1	2	.500	0	1	1	0	0	0	0	2	5	6	W	91-83
06/19/24	WAS	P	8:18	1	3	.333	0	1	.000	0	0	.000	0	0	0	0	0	0	0	1	-2	2	W	88-81
06/21/24	at ATL	P	11:25	2	4	.500	1	1	1.000	0	0	.000	0	2	2	1	0	1	1	1	13	5	W	91-79
06/23/24	at CHI	P	03:54	0	1	.000	0	1	.000	0	0	.000	0	0	0	0	0	0	0	0	-1	0	L	87-88
06/27/24	at SEA	P	12:57	0	2	.000	0	1	.000	0	0	.000	1	1	2	1	0	0	2	3	1	0	L	77-88
06/30/24	at PHO	P	4:48	0	0	.000	0	0	.000	0	0	.000	0	0	0	0	0	0	0	1	-7	0	W	88-82
07/02/24	at LVA										[Did not play]												L	69-88
07/06/24	NYL	P	19:16	2	3	.667	0	0	.000	2	2	1.000	1	1	2	1	0	0	0	3	5	6	W	83-78
07/10/24	WAS	S	19:51	2	2	1.000	1	1	1.000	0	0	.000	0	2	2	2	3	0	0	0	5	5	L	84-89
07/12/24	PHO	P	19:48	0	7	.000	0	5	.000	4	4	1.000	2	3	5	1	1	0	4	6	-16	4	W	95-86
07/14/24	at MIN	P	23:59	1	6	.167	0	2	.000	0	0	.000	1	1	2	1	1	0	0	3	5	2	W	81-74
07/17/24	at DAL	P	23:25	2	6	.333	1	4	.250	1	2	.500	0	0	0	0	1	1	2	1	-7	6	L	93-101
08/16/24	PHO	P	18:58	2	4	.500	2	3	.667	0	0	.000	1	1	2	0	0	1	0	4	11	6	W	98-89
08/18/24	SEA	P	20:52	8	10	.800	6	7	.857	0	0	.000	0	1	1	0	0	1	0	1	20	22	W	92-75
08/24/24	at MIN	P	25:40	4	5	.800	2	3	.667	0	0	.000	0	2	2	0	0	0	1	2	8	10	L	80-90
08/26/24	at ATL	P	29:59	1	3	.333	0	1	.000	0	1	.000	3	1	4	2	2	0	2	4	4	2	W	84-79
08/28/24	CON	S	31:28	5	9	.556	4	6	.667	3	4	.750	6	2	8	3	0	1	2	4	6	17	W	84-80
08/30/24	at CHI	S	31:41	3	6	.500	3	4	.750	2	2	1.000	1	2	3	1	1	0	0	0	14	11	W	100-81
09/01/24	at DAL	S	32:09	2	4	.500	0	1	.000	2	2	1.000	2	3	5	4	1	2	1	4	9	6	W	100-93
09/04/24	LAS	S	28:58	1	2	.500	0	1	.000	2	2	1.000	2	2	4	0	0	0	1	4	1	4	W	93-86
09/06/24	MIN	S	30:56	3	5	.600	2	2	1.000	0	0	.000	3	6	9	3	2	1	0	6	-8	8	L	88-99
2024	TTL	29-6	515	52	116	.448	28	60	.467	25	31	.806	28	40	68	27	16	10	22	68	42	157	18-17	
2024	AVG	--	17.8	1.8	4.0	--	1.0	2.1	--	0.9	1.1	--	1.0	1.4	2.3	0.9	0.6	0.3	0.8	2.3	1.4	5.4	--	--



KELSEY MITCHELL

O

Height: 5-8
DOB 11/12/1995
Year with Fever: 7
Weight: 160

College: Ohio State
WNBA Season: 7

GUARD



2024: Played in Athletes Unlimited.

2023: Mitchell compiled one of the most productive regular seasons for an Indiana Fever player in franchise history. Mitchell was named a WNBA All-Star for the first time in her career in 2023 and also participated in the STARRY 3-Point Contest in Las Vegas. The sixth-year guard averaged 18.2 points, 1.6 rebounds, 3.1 assists, 33.7 minutes played and started all 40 games played. Mitchell's 728 points, including 37 games scoring at least 10 points, 245 field goals made and 102 3-point field goals made were the most by a Fever player in a regular season in franchise history. In 2023, Mitchell ascended to second all-time in franchise history in scoring and finished the year with 3,156 points. She still remains second in franchise history in made 3-point field goals behind only Tamika Catchings in both categories. Mitchell ended 2023 ranked 21st all-time in career made 3-point field goals with 449 and also 76th all-time in career scoring across the WNBA. She was also named Eastern Conference Player of the Week for the second time in her career on August 29. On June 5, Mitchell was awarded the Dawn Staley Community Leadership Award for her positive impact and dedication in the community. The award was created to recognize a WNBA player who best exemplifies the characteristics of a leader in the community where they work or live.

2022: In her fifth season in the WNBA, all while wearing an Indiana Fever jersey, Kelsey Mitchell solidified her place as one of the greatest players in franchise history. In 2022, Mitchell averaged career-highs with 18.4 points per game, 4.2 assists per game and shot 43.8 percent from the field, to go along with 1.9 rebounds and 32.6 minutes per contest in 31 games played. Before missing the last five games of the regular season with a partial plantar fascia tear in her left foot, Mitchell played in all 153 games of her WNBA career, which is now the longest consecutive games played streak in franchise history and was also the longest active streak in the WNBA. Her 569 points scored this season tied her career-best with her 2021 scoring total, which was achieved in 32 games played. Mitchell scored more from the free throw line this season than in any other prior season making 105 free throws. She also finished with the eighth most field goals made in a regular season in franchise history with 196. Her 17 games scoring at least 20 points this season tied Tamika Catchings for the second most scored by a Fever player. She will enter the 2023 season third in franchise history in points scored (2,428), third in field goals made (855) and second in 3-point field goals made (347).

2021: Mitchell finished her fourth season with Indiana as the eighth leading scorer in the WNBA. Mitchell's scoring efforts will continue to be a top storyline in 2022 as she ended this year on a 23-game streak of scoring at least 10 points, which leads the league for longest active streak, heading into the new season. For the second straight season, Mitchell finished in the top 10 in the WNBA in minutes played per game playing 33.1 minutes for seventh best in the league. This season was the highest scoring season in Mitchell's career, 569 points, and also the fifth most by a Fever player in franchise history. Her 13 games scoring at least 20 points in 2021 were the most in a season in her career. The 212 made field goals were also the third most scored in a season by a Fever player. During the 2021 season, Mitchell ascended to third all-time in 3-point field goals made (275), fourth in scoring (1,859 points), fifth in field goals made (659) and seventh in assists (324) in Fever franchise ranks.

2020: As the sixth leading scorer in the WNBA averaging 17.9 points per game during the 2020 season, Kelsey Mitchell was the offensive catalyst for the Fever. In her third season, Mitchell set career-high marks in 2020 for points per game, rebounds per game (2.2), assists per game (2.8), minutes per game (32.1), field goal percentage (44.8%), 3-point field goal percentage (38.9%) and free throw percentage (84.9%). Mitchell averaged the seventh most minutes per game played throughout the WNBA during the 2020 season. Mitchell's greatest accomplishment, however, did not happen on the basketball court in 2020. On August 7, Mitchell completed her master's degree in Sports Administration from the University of Cincinnati. Later that day against the Minnesota Lynx, Mitchell became the second fastest player in franchise history to reach 1,000 career points in her 74th game with the Fever. She also became the 217th WNBA player to reach 1,000 career points with 15 points against Minnesota. On August 15 against Los Angeles, Mitchell ended with her ninth-career game with at least 25 points to go along with 8-of-13 shooting and six rebounds. Mitchell and Sparks guard Riquna Williams each drained seven 3-point field goals, which was the first game in WNBA history featuring two players who each made at least seven field goals from beyond the arc.

2019: In the season finale at home against Connecticut on September 8, Mitchell poured in the most points ever scored by a Fever player (38) and made the most 3-point field goals (9) in a game in franchise history. She reached double figures in 22 of 34 games and finished with seven games with at least 20 points. Mitchell ended the season with the second most made 3-point field goals (79) in a season in franchise history only behind Katie Douglas (80, 2012). She dished out a career-high nine assists vs. Minnesota on August 3.

2018: Mitchell's rookie campaign got off to a fast start with 136 points in her first seven games (19.4 ppg). During that stretch, she had back-to-back games of 26 points with four games of 20+ points and reached 100 points in just her sixth game. Only six players in WNBA history have reached 100 points in fewer games. Mitchell finished the season with 34 appearances and 17 starts. Her 12.7 points per game were second on the team and her 70 3-pointers were fourth in Fever history in a season. Her 70 3-point field goals were the most by a WNBA rookie since Tamika Catchings' league rookie record of 76 in 2002. She also was second on the team with 92 assists, the most ever by an Indiana rookie besides Catchings. Mitchell totaled 20 or more points six times, with a season-high 26 on three occasions: vs. Seattle on July 24; vs. Dallas on June 8; and vs. New York on June 2. She tallied a season-high five 3-pointers three times and had a season-high of six rebounds and six assists in the club's final game at Chicago on August 19. Mitchell was named to the WNBA All-Rookie Team and was the only rookie participant in the 3-point shooting contest at the WNBA All-Star Game.

COLLEGE

Mitchell was a three-time Big Ten Player of the Year (2015, 2017, 2018) at Ohio State and was the first four-time All-American in Buckeyes history. She finished her career No. 2 on the NCAA's career scoring list (3,402 points) and hit more 3-pointers (497) than any player in NCAA history. Mitchell played and started in a school-record 139 games while leading OSU to 106 wins, two Big Ten titles, a Big Ten tournament title and four trips to the NCAA Tournament. She scored in double figures in all but two college games, and hit a 3-pointer in all but three. Mitchell was a 12-time Big Ten Player of the Week and left Columbus owning 17 career, season and single-game marks at OSU, as well as eight Big Ten records and four NCAA career marks including most 3FG made, most 3FG attempted (1,286) and most field goal attempts (2,560). Mitchell finished her career with an NCAA-best 92 consecutive games with at least one 3-point field goal. She was the fastest player in NCAA history to reach 2,000 career points, using 79 games to reach the milestone. Mitchell scored at least 20 points 109 times, and 30 or more points 28 times.

PERSONAL



Born November 12, 1995, with twin sister Chelsea...her parents are Mark and Cheryl Mitchell, and she also has twin brothers, Cameron and Kevin, who are four years older...Mitchell attended Princeton High School in Cincinnati where her prolific scoring carried her to numerous prep All-America teams and an Ohio state title as a senior. Mitchell was named Ohio Ms. Basketball and the Ohio Gatorade Player of the Year in 2014, averaging 26.1 points, 4.4 assists, 4.0 rebounds and 3.9 steals. A three-time Cincinnati Enquirer Player of the Year, she was heralded as the top point guard in the country. She finished her prep career as the all-time scoring leader at Princeton with 2,051 points, and set an arena scoring record at Nutter Center in Dayton with 50 points in a regional semifinal win over defending champion Kettering Fairmont. As a junior, she averaged 23.3 points, 4.3 rebounds, 4.0 assists and 3.0 steals. She was inducted into the Princeton High School Athletic Hall of Fame in 2020.

KELSEY MITCHELL - WNBA REGULAR SEASON STATISTICS

SEASON	TEAM	GP	GS	MIN	FG	FGA	FG%	3PM	3PA	3P%	FT	FTA	FT%	OR	DR	TOT	A	ST	TO	BS	PTS	PPG
2018-19	IND	34	17	829	142	410	.346	70	209	.335	78	97	.804	9	51	60	92	23	66	4	432	12.7
2019-20	IND	34	20	852	167	432	.387	79	211	.374	51	61	.836	3	52	55	90	15	57	4	464	13.6
2020-21	IND	22	22	706	138	308	.448	56	144	.389	62	73	.849	6	42	48	62	14	54	2	394	17.9
2021-22	IND	32	32	1,059	212	492	.431	70	209	.335	75	85	.882	21	63	84	80	34	65	7	569	17.8
2022-23	IND	31	31	1,010	196	447	.438	72	176	.409	105	122	.861	14	46	60	129	28	73	7	569	18.4
2023-24	IND	40	40	1,349	245	555	.441	102	256	.398	136	165	.824	13	52	65	125	37	92	2	728	18.2
2024-25	IND	35	33	1,130	243	528	.460	94	238	.395	88	104	.846	27	65	92	67	24	54	7	668	19.1
TOTALS		228	195	6,933	1,343	3,172	.423	543	1,443	.376	595	707	.842	93	371	464	645	175	461	33	3,824	16.8
AVERAGE		--	--	30.4	5.9	13.9	--	2.4	6.3	--	2.6	3.1	--	0.4	1.6	2.0	2.8	0.8	2.0	0.1	16.8	--

	REG CAREER HIGHS		2024-25 REG HIGHS
PTS	38 vs. CON 9/8/19	PTS	36 at DAL 9/1/24
FGM	13 2 times (vs. DAL, 7/24/22)	FGM	12 at DAL 9/1/24
FGA	23 2 times (@ ATL, 8/26/24)	FGA	23 at ATL 8/26/24
3FGM	9 vs. CON 9/8/19	3FGM	6 vs. PHO 8/16/24
3FGA	13 3 times (vs. PHO, 8/16/24)	3FGA	13 vs. PHO 8/16/24
FTM	12 vs. SEA 8/24/23	FTM	7 2 times (@ DAL, 9/1/24)
FTA	16 vs. SEA 8/24/23	FTA	8 at DAL 9/1/24
OREB	4 at LAS 8/15/21	OREB	3 at SEA 6/27/24
DREB	6 3 times (@ ATL, 8/26/24)	DREB	6 at ATL 8/26/24
TREB	7 at ATL 8/26/24	TREB	7 at ATL 8/26/24
ASTS	9 2 times (vs. CHI, 6/19/22)	ASTS	5 vs. CON 5/20/24
STLS	5 vs. MIN 9/10/23	STLS	3 2 times (vs. SEA, 8/18/24)
BLKS	2 2 times (vs. CON, 8/28/24)	BLKS	2 vs. CON 8/28/24
MINS	42 vs. LVA 6/12/18	MINS	38 vs. WAS 6/19/24

2024-25 GAME-BY-GAME REGULAR SEASON STATISTICS (IND)

DATE	OPP	P/S	MIN	FG	FGA	FG%	3PM	3PA	3P%	FT	FTA	FT%	OR	DR	TOT	A	ST	BS	TO	PF	+/-	PTS	W/L	SCORE
05/14/24	at CON	P	16:37	2	4	.500	0	1	.000	4	6	.667	0	0	0	1	0	0	1	1	-8	8	L	71-92
05/16/24	NYL	P	21:27	1	7	.143	1	3	.333	2	2	1.000	1	1	2	0	0	0	1	1	-16	5	L	66-102
05/18/24	at NYL	S	30:37	7	18	.389	3	8	.375	0	0	.000	0	2	2	2	2	0	3	0	-10	17	L	80-91
05/20/24	CON	S	31:56	7	16	.438	2	6	.333	1	1	1.000	0	0	0	5	0	0	2	3	-6	17	L	84-88
05/22/24	at SEA	S	31:42	5	17	.294	2	7	.286	5	6	.833	2	1	3	1	1	1	2	1	-8	17	L	83-85
05/24/24	at LAS	S	33:52	6	14	.429	2	5	.400	4	5	.800	0	2	2	2	2	1	0	1	12	18	W	78-73
05/25/24	at LVA	S	31:47	6	14	.429	3	10	.300	1	2	.500	0	2	2	2	0	0	0	1	-25	16	L	80-99
05/28/24	LAS	S	28:46	5	15	.333	3	7	.429	2	4	.500	0	0	0	2	1	0	1	1	-17	15	L	82-88
05/30/24	SEA	S	35:30	5	16	.313	1	4	.250	3	4	.750	1	1	2	4	0	0	1	1	-17	14	L	88-103
06/01/24	CHI	S	32:59	6	16	.375	1	6	.167	5	5	1.000	1	1	2	2	1	0	0	2	5	18	W	71-70
06/02/24	at NYL	S	30:04	9	19	.474	3	9	.333	0	0	.000	0	0	0	0	0	0	1	1	-29	21	L	68-104
06/07/24	at WAS	S	35:14	6	13	.462	3	6	.500	1	1	1.000	0	1	1	4	3	0	2	4	-1	16	W	85-83
06/10/24	at CON	S	20:13	3	8	.375	1	4	.250	2	2	1.000	1	1	2	1	0	0	2	1	-15	9	L	72-89
06/13/24	ATL	S	31:37	7	14	.500	3	7	.429	7	7	1.000	1	1	2	2	2	0	1	2	4	24	W	91-84
06/16/24	CHI	S	31:46	7	13	.538	1	3	.333	2	3	.667	0	4	4	2	1	0	3	3	5	17	W	91-83
06/19/24	WAS	S	38:10	8	11	.727	4	5	.800	2	4	.500	1	2	3	1	0	0	1	1	5	22	W	88-81
06/21/24	at ATL	S	31:32	7	12	.583	3	4	.750	1	1	1.000	2	2	4	3	1	0	1	1	0	18	W	91-79
06/23/24	at CHI	S	36:07	8	18	.444	5	10	.500	3	3	1.000	0	0	0	2	1	1	1	4	0	24	L	87-88
06/27/24	at SEA	S	25:24	5	10	.500	2	5	.400	2	3	.667	3	0	3	0	0	0	4	2	-23	14	L	77-89
06/30/24	at PHO	S	21:06	5	11	.455	3	6	.500	3	3	1.000	0	3	3	1	1	0	1	1	11	16	W	88-82
07/02/24	at LVA	S	35:26	9	20	.450	5	10	.500	0	0	.000	2	2	4	1	0	0	2	3	-12	23	L	69-88
07/06/24	NYL	S	35:33	5	14	.357	2	7	.286	2	2	1.000	1	3	4	2	1	0	1	0	5	14	W	83-78
07/10/24	WAS	S	37:47	6	14	.429	0	8	.000	3	5	.600	0	3	3	2	0	0	2	1	2	15	L	84-89
07/12/24	PHO	S	33:01	11	19	.579	3	10	.300	3	3	1.000	1	2	3	0	1	0	0	4	25	28	W	95-86
07/14/24	at MIN	S	34:35	8	18	.444	3	9	.333	2	2	1.000	2	2	4	3	1	1	2	1	14	21	W	81-74
07/17/24	at DAL	S	35:45	6	10	.600	1	3	.333	0	0	.000	0	2	2	1	0	0	2	3	-3	13	L	93-101
08/16/24	PHO	S	36:58	11	22	.500	6	13	.462	0	0	.000	1	4	5	3	0	1	1	3	9	28	W	98-89
08/18/24	SEA	S	34:37	10	19	.526	5	8	.625	2	2	1.000	1	1	2	3	3	1	1	0	17	27	W	92-75
08/24/24	at MIN	S	34:25	8	17	.471	2	10	.200	3	3	1.000	2	2	4	3	2	0	0	3	-17	21	L	80-90
08/26/24	at ATL	S	37:55	10	23	.435	3	10	.300	6	6	1.000	1	6	7	1	1	0	1	0	3	29	W	84-79
08/28/24	CON	S	37:45	8	14	.571	4	7	.571	3	3	1.000	0	4	4	3	0	2	1	0	6	23	W	84-80
08/30/24	at CHI	S	28:38	9	13	.692	3	5	.600	2	3	.667	0	1	1	1	0	0	2	3	21	23	W	100-81
09/01/24	at DAL	S	37:02	12	22	.545	5	7	.714	7	8	.875	2	4	6	3	0	0	3	2	2	36	W	100-93
09/04/24	LAS	S	36:16	8	18	.444	2	7	.286	0	0	.000	1	3	4	2	0	0	3	1	6	18	W	93-86
09/06/24	MIN	S	37:57	7	19	.368	4	8	.500	5	5	1.000	0	2	2	2	0	0	4	3	-6	23	L	88-99
2024	TTL	35-33	1,130	243	528	.460	94	238	.395	88	104	.846	27	65	92	67	24	7	54	59	-61	668	18-17	
2024	AVG	--	32.3	6.9	15.1	--	2.7	6.8	--	2.5	3.0	--	0.8	1.9	2.6	1.9	0.7	0.2	1.5	1.7	-1.7	19.1	--	--





KATIE LOU SAMUELSON

33

Height: 6-3

DOB 6/13/1997

Year with Fever: 1

Weight: 163

College: Connecticut

WNBA Season: 6

FORWARD



2024: Signed a multi-year contract with Indiana on February 1, 2024.

2023: Sat out the 2023 season after giving birth to Aliya Renae Cannady was born on August 4.

2022: Signed a 1-year contract with the Los Angeles Sparks on May 15, 2022 after being traded from Seattle to Los Angeles on February 3, 2022. Started 29 of 32 games played and averaged 9.7 points, 3.0 rebounds, 1.9 assists, 1.0 steals and averaged 29.5 minutes played per game.

2021: Traded to the Seattle Storm and on February 10, 2021 in a multi-team trade involving Minnesota and New York. Started 24 of 27 games played with Seattle and averaged 7.0 points, 3.5 rebounds, 1.7 assists and shot 45.6 percent from the floor and 35.1 percent from 3-point range. Started one playoff game for Seattle and scored 18 points on 6-of-10 shooting and 4-of-6 from 3-point range.

2020: Traded to the Dallas Wings and Chicago's 2021 first round draft pick on February 14, 2020 in exchange for forward Azura Stevens. Samuelson played in all 22 games with four starting appearances and averaged 5.0 points, 2.4 rebounds, 1.4 assists and shot 41.7 percent from the floor with Dallas.

2019: Selected as the No. 4 overall pick in 2019 WNBA Draft by the Chicago Sky. Averaged 2.4 points, 0.9 rebounds and played in 20 games with Chicago. Also played in two playoff games with the Sky.

COLLEGE

A two-time first-team All-America recipient and was the American Athletic Conference Player of the Year in the 2016-17 and 2017-18 seasons at the University of Connecticut. Samuelson was the 10th player in program history to record 2,000 points in a career and is fifth on the Huskies' all-time scoring list. From 2015-19 with UConn, Samuelson helped the Huskies to a 145-5 record, including the 2016 national championship won at Gainbridge Fieldhouse. Samuelson entered UConn as the High School Player of the Year by Gatorade, USA Today, McDonald's, and the Women's Basketball Coaches Association.

INTERNATIONAL

With USA Basketball, Samuelson won gold with the FIBA Americas U16 team in 2013. In 2019 she was a member of the USA FIBA AmeriCup team that won a gold medal, and she was named to the 3x3 Olympic qualifying team ahead of the 2021 Tokyo Olympics, but was unable to participate due to illness.

PERSONAL

Born on June 13, 1997. Daughter of Karen and Jon Samuelson. Married to Devin Cannady, who plays in the NBA G League and made his NBA debut witht Orlando Magic in 2021. Has two older sisters, Bonnie and Karlie, who plays for the Washington Mystics. Both sisters played basketball at Stanford. Father played basketball collegiately at Cal State Fullerton and professionally in Europe. Mother was on the All-England Netball Team. Wears No. 33 after Larry Bird.

KATIE LOU SAMUELSON - WNBA REGULAR SEASON STATISTICS

SEASON	TEAM	GP	GS	MIN	FG	FGA	FG%	3PM	3PA	3P%	FT	FTA	FT%	OR	DR	TOT	A	ST	TO	BS	PTS	PPG
2019-20	CHI	20	0	153	12	38	.316	8	29	.276	16	20	.800	4	13	17	7	6	5	2	48	2.4
2020-21	DAL	22	4	439	40	96	.417	19	60	.317	11	15	.733	8	45	53	30	15	12	8	110	5.0
2021-22	SEA	27	24	566	72	158	.456	26	74	.351	19	26	.731	11	83	94	46	19	30	7	189	7.0
2022-23	LAS	32	29	943	107	287	.373	56	159	.352	41	49	.837	17	78	95	62	33	34	7	311	9.7
2023-24	LAS	0	0	0	0	0	0	0	0	0	0	0	0	0	0	0	0	0	0	0	0	0.0
2024-25	IND	33	15	627	48	135	.356	31	95	.326	22	23	.957	15	63	78	46	10	17	8	149	4.5
TOTALS		134	72	2,728	279	714	.391	140	417	.336	109	133	.820	55	282	337	191	83	98	32	807	6.0
AVERAGE		--	--	20.4	2.1	5.3	--	1.0	3.1	--	0.8	1.0	--	0.4	2.1	2.5	1.4	0.6	0.7	0.2	6.0	--

KATIE LOU SAMUELSON - WNBA POSTSEASON STATISTICS

SEASON	TEAM	GP	GS	MIN	FG	FGA	FG%	3PM	3PA	3P%	FT	FTA	FT%	OR	DR	TOT	A	ST	TO	BS	PTS	PPG
2019-20	CHI	2	0	4	0	0	.000	0	0	.000	0	0	.000	0	1	1	1	0	0	0	0	0.0
2021-22	SEA	1	1	35	6	10	.600	4	6	.667	2	2	1.000	0	5	5	0	1	1	0	18	18.0
TOTALS		3	1	39	6	10	.600	4	6	.667	2	2	1.000	0	6	6	1	1	1	0	18	6.0
AVERAGE		--	--	13.0	2.0	3.3	--	1.3	2.0	--	0.7	0.7	--	0.0	2.0	2.0	0.3	0.3	0.3	0.0	6.0	--



CURRENT PLAYERS

2024 GAME NOTES



	REG CAREER HIGHS		2024-25 REG HIGHS
PTS	19 at IND 5/27/22	PTS	12 vs. SEA 5/30/24
FGM	8 at IND 5/27/22	FGM	4 2 times (vs. SEA, 5/30/24)
FGA	14 vs. MIN 7/31/22	FGA	9 at NYL 5/18/24
3FGM	4 4 times (vs. SEA, 5/30/24)	3FGM	4 vs. SEA 5/30/24
3FGA	9 vs. MIN 7/31/22	3FGA	6 4 times (@ DAL, 7/17/24)
FTM	5 2 times (@ ATL, 6/21/24)	FTM	5 at ATL 6/21/24
FTA	6 vs. PHO 7/11/21	FTA	5 at ATL 6/21/24
OREB	3 4 times (vs. SEA, 8/18/24)	OREB	3 2 times (vs. SEA, 8/18/24)
DREB	9 vs. WAS 7/10/24	DREB	9 vs. WAS 7/10/24
TREB	9 vs. WAS 7/10/24	TREB	9 vs. WAS 7/10/24
ASTS	6 at SEA 6/25/22	ASTS	4 2 times (@ MIN, 7/14/24)
STLS	4 vs. WAS 9/7/21	STLS	2 2 times (vs. PHO, 8/16/24)
BLKS	3 at PHO 8/16/20	BLKS	2 vs. CHI 6/16/24
MINS	39 at SEA 6/25/22	MINS	33 vs. WAS 7/10/24

2024-25 GAME-BY-GAME REGULAR SEASON STATISTICS (IND)

DATE	OPP	P/S	MIN	FG	FGA	FG%	3PM	3PA	3P%	FT	FTA	FT%	OR	DR	TOT	A	ST	BS	TO	PF	+/-	PTS	W/L	SCORE
05/14/24	at CON	S	26:28	1	2	.500	1	2	.500	2	2	1.000	0	2	2	3	0	0	0	2	-13	5	L	71-92
05/16/24	NYL	S	18:03	4	5	.800	2	2	1.000	0	0	.000	0	0	0	0	0	0	0	2	-28	10	L	66-102
05/18/24	at NYL	S	32:11	2	9	.222	1	3	.333	2	2	1.000	1	4	5	4	0	0	0	0	-9	7	L	80-91
05/20/24	CON	S	15:14	1	2	.500	0	0	.000	0	0	.000	0	2	2	0	0	0	0	0	-20	2	L	84-88
05/22/24	at SEA	P	15:26	2	3	.667	0	1	.000	1	1	1.000	0	2	2	0	0	0	0	0	3	5	L	83-85
05/24/24	at LAS	P	13:30	0	2	.000	0	2	.000	2	2	1.000	1	0	1	1	0	0	0	2	2	2	W	78-73
05/25/24	at LVA	S	23:54	1	6	.167	1	4	.250	0	0	.000	0	2	2	1	0	1	0	1	-10	3	L	80-99
05/28/24	LAS	P	12:56	1	4	.250	0	2	.000	0	0	.000	0	1	1	0	0	1	0	1	-4	2	L	82-88
05/30/24	SEA	P	17:04	4	6	.667	4	6	.667	0	0	.000	0	3	3	0	0	0	1	1	-10	12	L	88-103
06/01/24	CHI	P	10:59	2	5	.400	1	2	.500	0	0	.000	1	2	3	2	0	0	0	0	-6	5	W	71-70
06/02/24	at NYL	P	20:22	0	2	.000	0	2	.000	1	1	1.000	0	4	4	2	0	0	0	2	-17	1	L	68-104
06/07/24	at WAS	P	17:46	2	5	.400	2	4	.500	0	0	.000	2	0	2	1	1	0	0	2	10	6	W	85-83
06/10/24	at CON	P	24:21	2	6	.333	2	6	.333	0	1	.000	1	0	1	2	0	0	1	2	0	6	L	72-89
06/13/24	ATL	P	28:19	3	4	.750	3	4	.750	2	2	1.000	0	3	3	1	0	0	0	3	2	11	W	91-84
06/16/24	CHI	P	14:32	3	4	.750	3	4	.750	0	0	.000	0	2	2	1	0	2	1	3	-3	9	W	91-83
06/19/24	WAS	P	12:44	0	2	.000	0	2	.000	0	0	.000	1	2	3	3	0	0	0	0	-1	0	W	88-81
06/21/24	at ATL	P	20:22	2	4	.500	1	3	.333	5	5	1.000	0	3	3	3	1	0	1	3	6	10	W	91-79
06/23/24	at CHI	P	15:28	1	5	.200	1	4	.250	0	0	.000	0	1	1	2	1	0	0	3	3	3	L	87-88
06/27/24	at SEA	P	4:13	1	1	1.000	0	0	.000	0	0	.000	0	0	0	1	0	0	1	0	1	2	L	77-89
06/30/24	at PHO	P	17:38	1	6	.167	1	6	.167	2	2	1.000	0	1	1	1	0	1	0	1	6	5	W	88-82
07/02/24	at LVA	S	27:38	1	6	.167	0	4	.000	2	2	1.000	0	1	1	0	0	1	4	3	-10	4	L	69-88
07/06/24	NYL	S	25:54	2	6	.333	1	3	.333	0	0	.000	0	2	2	1	1	0	0	3	-13	5	W	83-78
07/10/24	WAS	S	32:45	3	6	.500	2	4	.500	0	0	.000	0	9	9	0	0	0	3	5	-5	8	L	84-89
07/12/24	PHO	S	27:20	3	8	.375	0	5	.000	0	0	.000	1	4	5	2	1	0	0	1	14	6	W	95-86
07/14/24	at MIN	S	30:23	3	6	.500	2	4	.500	0	0	.000	0	3	3	4	2	0	1	0	18	8	W	81-74
07/17/24	at DAL	S	28:18	1	6	.167	1	6	.167	0	0	.000	3	1	4	3	0	1	1	4	-3	3	L	93-101
08/16/24	PHO	S	22:19	1	3	.333	1	3	.333	0	0	.000	0	1	1	2	2	0	0	0	5	3	W	98-89
08/18/24	SEA	S	21:47	0	4	.000	0	2	.000	0	0	.000	3	3	6	1	1	0	0	0	5	0	W	92-75
08/24/24	at MIN	S	14:20	0	4	.000	0	2	.000	0	0	.000	0	2	2	1	0	0	0	2	-18	0	L	80-90
08/26/24	at ATL	S	6:21	0	1	.000	0	1	.000	0	0	.000	0	1	1	3	0	0	0	1	1	0	W	84-79
08/28/24	CON																							
08/30/24	at CHI																							
09/01/24	at DAL	P	7:51	0	0	.000	0	0	.000	0	0	.000	0	0	0	1	0	0	1	0	-2	0	W	100-81
09/04/24	LAS	P	11:55	0	0	.000	0	0	.000	3	3	1.000	0	2	2	0	0	1	2	1	11	3	W	93-86
09/06/24	MIN	P	09:04	1	2	.500	1	2	.500	0	0	.000	1	0	1	0	0	0	0	3	-3	3	L	88-99
2024	TTL	33-15	627	48	135	.356	31	95	.326	22	23	.957	15	63	78	46	10	8	17	51	-88	149	18-17	
2024	AVG	--	19.0	1.5	4.1	--	0.9	2.9	--	0.7	0.7	--	0.5	1.9	2.4	1.4	0.3	0.2	0.5	1.5	-2.7	4.5	--	--





VICTARIA
SAXTON

5

Height: 6-2
DOB 11/10/1999
Year with Fever: 2
Weight: 181

College: South Carolina
WNBA Season: 2

FORWARD

VIC-TAR-EE-UH

2023: Saxton was the fifth draft pick by the Indiana Fever, taken No. 25 overall, in the 2023 WNBA Draft. The 6-foot-2 rookie from South Carolina joined her college teammate, Aliyah Boston, and Grace Berger as the only other drafted players to make the opening night roster for Indiana. Saxton was also one of three players drafted in the third round of the 2023 WNBA Draft to end the regular season on a roster. In 15 games played in 2023, Saxton scored in six games and scored a season-high five points twice.

COLLEGE
Saxton joined Boston as integral players on the frontline for South Carolina teams that amassed three SEC Regular-Season championships, three SEC Tournament titles, three NCAA Final Four showings, including the 2022 National Championship. Saxton was a team captain for four years of her five-year career. In her career from 2018-23, Saxton recorded four double-doubles, 33 double-figure scoring games and 12 double-digit rebounding games. She started 105 of 166 career games played for the Gamecocks.

PERSONAL
Born on November 10, 1999. Daughter of Consuelo and Victor Saxton; has an older sister, Charron Woodley, and an older brother, Victor.

VICTARIA SAXTON - WNBA REGULAR SEASON STATISTICS																						
SEASON	TEAM	GP	GS	MIN	FG	FGA	FG%	3PM	3PA	3P%	FT	FTA	FT%	OR	DR	TOT	A	ST	TO	BS	PTS	PPG
2023-24	IND	15	0	54	6	18	.333	1	2	.500	6	7	.857	2	8	10	0	1	6	0	19	1.3
2024-25	IND	8	0	17	1	6	.167	0	3	.000	1	2	.500	0	1	1	0	0	1	0	3	0.4
TOTALS		23	0	71	7	24	.292	1	5	.200	7	9	.778	2	9	11	0	1	7	0	22	1.0
AVERAGE		--	--	3.1	0.3	1.0	--	0.0	0.2	--	0.3	0.4	--	0.1	0.4	0.5	0.0	0.0	0.3	0.0	1.0	--

	REG CAREER HIGHS		2024-25 REG HIGHS
PTS	5 2 times (vs. CON, 8/4/23)	PTS	2 at NYL 6/2/24
FGM	2 vs. SEA 7/30/23	FGM	1 at NYL 6/2/24
FGA	5 vs. PHO 8/1/23	FGA	2 2 times (@ CHI, 8/30/24)
3FGM	1 vs. SEA 7/30/23	3FGM	--
3FGA	2 at CHI 8/30/24	3FGA	2 at CHI 8/30/24
FTM	3 vs. CON 8/4/23	FTM	1 at CON 6/10/24
FTA	3 vs. CON 8/4/23	FTA	2 at CON 6/10/24
OREB	1 2 times (vs. SEA, 7/30/23)	OREB	--
DREB	2 at SEA 6/22/23	DREB	1 at LVA 5/25/24
TREB	2 at SEA 6/22/23	TREB	1 at LVA 5/25/24
ASTS	--	ASTS	--
STLS	1 vs. CHI 9/5/23	STLS	--
BLKS	--	BLKS	--
MINS	10 vs. SEA 7/30/23	MINS	3 vs. NYL 5/16/24





2024-25 GAME-BY-GAME REGULAR SEASON STATISTICS (IND)

DATE	OPP	P/S	MIN	FG	FGA	FG%	3PM	3PA	3P%	FT	FTA	FT%	OR	DR	TOT	A	ST	BS	TO	PF	+/-	PTS	W/L	SCORE
05/14/24	at CON										[Did not play]												L	71-92
05/16/24	NYL	P	3:16	0	1	.000	0	1	.000	0	0	.000	0	0	0	0	0	0	1	0	-7	0	L	66-102
05/18/24	at NYL										[Did not play]												L	80-91
05/20/24	CON										[Did not play]												L	84-88
05/22/24	at SEA										[Did not play]												L	83-85
05/24/24	at LAS										[Did not play]												W	78-73
05/25/24	at LVA	P	2:29	0	0	.000	0	0	.000	0	0	.000	0	1	1	0	0	0	0	0	-1	0	L	80-99
05/28/24	LAS										[Did not play]												L	82-88
05/30/24	SEA	P	0:47	0	0	.000	0	0	.000	0	0	.000	0	0	0	0	0	0	0	0	2	0	L	88-103
06/01/24	CHI										[Did not play]												W	71-70
06/02/24	at NYL	P	2:40	1	2	.500	0	0	.000	0	0	.000	0	0	0	0	0	0	0	0	-3	2	L	68-104
06/07/24	at WAS										[Did not play]												W	85-83
06/10/24	at CON	P	3:04	0	1	.000	0	0	.000	1	2	.500	0	0	0	0	0	0	0	1	0	1	L	72-89
06/13/24	ATL										[Did not play]												W	91-84
06/16/24	CHI										[Did not play]												W	91-83
06/19/24	WAS										[Did not play]												W	88-81
06/21/24	at ATL	P	1:10	0	0	.000	0	0	.000	0	0	.000	0	0	0	0	0	0	0	0	-2	0	W	91-79
06/23/24	at CHI										[Did not play]												L	87-88
06/27/24	at SEA										[Did not play]												L	77-89
06/30/24	at PHO										[Did not play]												W	88-82
07/02/24	at LVA										[Did not play]												L	69-88
07/06/24	NYL										[Did not play]												W	83-78
07/10/24	WAS										[Did not play]												L	84-89
07/12/24	PHO										[Did not play]												W	95-86
07/14/24	at MIN										[Did not play]												W	81-74
07/17/24	at DAL										[Did not play]												L	93-101
08/16/24	PHO										[Did not play]												W	98-89
08/18/24	SEA	P	1:17	0	0	.000	0	0	.000	0	0	.000	0	0	0	0	0	0	0	0	-1	0	W	92-75
08/24/24	at MIN										[Did not play]												L	80-90
08/26/24	at ATL										[Did not play]												W	84-79
08/28/24	CON										[Did not play]												W	84-80
08/30/24	at CHI	P	2:41	0	2	.000	0	2	.000	0	0	.000	0	0	0	0	0	0	0	2	-5	0	W	100-81
09/01/24	at DAL										[Did not play]												W	100-93
09/04/24	LAS										[Did not play]												W	93-86
09/06/24	MIN										[Did not play]												L	88-99
2024	TTL	8-0	17	1	6	.167	0	3	.000	1	2	.500	0	1	1	0	0	0	1	3	-17	3	18-17	
2024	AVG	--	2.2	0.1	0.8	--	0.0	0.4	--	0.1	0.2	--	0.0	0.1	0.1	0.0	0.0	0.0	0.1	0.4	-2.1	0.4	--	--





NALYSSA
SMITH

1

Height: 6-4

DOB 8/8/2000

Year with Fever: 3

Weight: 185

College: Baylor

WNBA Season: 3

FORWARD

2023: Smith was an integral player in the Indiana Fever's growth in 2023. From her rookie season in 2022 to her second season in 2023, Smith increased averages in scoring (15.5 ppg), rebounds (9.2), field goal percentage (47.7%) and free throw percentage (67.7%) during her sophomore season. Smith finished the season fourth in the WNBA in rebounds per game and started 28 of 31 games in 2023. The 6-foot-4 forward set a franchise record for most double-doubles in a season with 13 and moved to third all-time in a Fever career with 21, behind only Tamika Catchings (98) and Teaira McCowan (28). Smith surpassed both 500 career points and 500 career rebounds in 2023. She reached 500 rebounds in 59 regular season games, which is the fastest in Fever history and the eighth fastest in WNBA history. Her 285 rebounds pulled down in 2023 were the fifth most by a Fever player in a single regular season and 538 rebounds recorded are already 10th most in franchise history. Smith missed eight games in 2023 due to a left foot injury in the middle of the regular season. Smith was the individual champion of the 2023 Athletes Unlimited season.

2022: As the third ever draft pick made at No. 2 overall in Indiana Fever history, forward NaLyssa Smith lived up to the expectations in her first season with the Fever, earning WNBA and AP All-Rookie Honors. Smith started all 32 games played in during the 2022 campaign and averaged 13.5 points, 7.9 rebounds, 1.4 assists and shot 41.9 percent from the field. Smith was one of seven players in the WNBA to average at least 13 points, 7.5 rebounds and one assist per game in 2022, joining Sylvia Fowles, Jonquel Jones, Candace Parker, Breanna Stewart, Alyssa Thomas and A'ja Wilson. In Smith's rookie season, she was the leading rebounder among rookies and sixth in the WNBA in rebounds per game, second among rookies in scoring average and averaged the second most minutes played among first-year players. Among Fever rookie seasons in franchise history, Smith finished with the second best rookie-scoring season (433 points), made the second most field goals (160 made field goals), the third best rookie-rebounding season (253 rebounds) and finished with the third most double-doubles recorded with eight. The rest of the 2022 WNBA rookie class only combined for nine such performances during the regular season. Smith's vast skillset also led her to earning an invitation to the WNBA Skills Challenge, as part of WNBA All-Star Weekend in Chicago. During the offseason heading into the 2023 season, Smith was invited to both the 2022 Women's National Team Training Camp and the 2022 Women's 3x3 AmeriCup team with USA Basketball.

COLLEGE

From 2018-22 with the Baylor Bears, Smith compiled 2,048 points and 1,098 rebounds, making her the seventh player in Baylor history to reach at least 2,000 points and 1,000 rebounds in their career. Smith was the All-Big 12 Player of the Year twice and made the All-Big 12 First Team her final three years with Baylor. During the 2021-22 season, Smith averaged 22.1 points, 11.5 rebounds, 1.1 assists and 1.1 blocks in 32.9 minutes per contest in 35 games, all of which she started. The 6-foot-4 Converse, Texas, native received the Katrina McClain Award as the nation's top power forward her last two seasons in Waco, becoming the second person in the award's history to repeat, joining Ruthy Hebard. The accolades continued to pour in after her senior campaign, earning seven different All-America honors, including first-team selections by Sports Illustrated, The Athletic, Associated Press, USBWA, the John R. Wooden Award and the WBCA. She earned a second-team nod from the Senior CLASS Award. Following her junior season, Smith was recognized as a first-team All-America from the Associated Press, ESPN.com, WBCA and John R. Wooden entities. She earned second-team All-America honors from the USBWA as well.

INTERNATIONAL

Selected to the 2019 USA Basketball Women's U19 National Team, but withdrew due to injury concerns. Prior to the U19 team, Smith was selected to the 12-member 2018 Women's U18 National Team and helped the USA to a Gold Medal win against Canada. She averaged 11.0 points and 6.2 rebounds per contest in six games at the FIBA World Championships.

NALYSSA SMITH - WNBA REGULAR SEASON STATISTICS																			
SEASON	TEAM	GP	GS	MIN	FG	FGA	FG%	3PM	3PA	3P%	FT	FTA	FT%	OR	DR	TOT	A	ST	TO
2022-23	IND	32	32	983	160	382	.419	37	97	.381	76	123	.618	70	183	253	45	15	76
2023-24	IND	31	28	885	188	394	.477	19	67	.284	84	124	.677	64	221	285	44	10	84
2024-25	IND	35	32	889	151	318	.475	14	45	.311	64	108	.593	65	193	258	39	26	51
TOTALS		98	92	2,756	499	1,094	.456	70	209	.335	224	355	.631	199	597	796	128	51	211
AVERAGE		--	--	28.1	5.1	11.2	--	0.7	2.1	--	2.3	3.6	--	2.0	6.1	8.1	1.3	0.5	2.2

REG CAREER HIGHS		2024-25 REG HIGHS	
PTS	30 at DAL 9/3/23	PTS	23 vs. SEA 5/30/24
FGM	12 at DAL 9/3/23	FGM	10 at ATL 6/21/24
FGA	19 3 times (@ LVA, 6/24/23)	FGA	17 at ATL 6/21/24
3FGM	5 at LVA 7/21/22	3FGM	2 vs. CHI 6/1/24
3FGA	7 at LVA 7/21/22	3FGA	4 vs. CHI 6/1/24
FTM	9 at ATL 8/3/22	FTM	6 2 times (vs. SEA, 5/30/24)
FTA	11 2 times (@ PHO, 8/20/23)	FTA	7 3 times (@ LVA, 7/2/24)
OREB	7 2 times (vs. LVA, 7/31/22)	OREB	6 at SEA 5/22/24
DREB	12 at SEA 6/22/23	DREB	11 2 times (@ LVA, 7/2/24)
TREB	17 at NYL 5/13/22	TREB	15 at PHO 6/30/24
ASTS	4 4 times (vs. PHO, 6/11/23)	ASTS	3 4 times (@ MIN, 7/14/24)
STLS	2 9 times (@ DAL, 9/1/24)	STLS	2 5 times (@ DAL, 9/1/24)
BLKS	3 2 times (vs. LAS, 9/4/24)	BLKS	3 2 times (vs. LAS, 9/4/24)
MINS	38 vs. CHI 7/7/22	MINS	35 vs. PHO 7/12/24





2024-25 GAME-BY-GAME REGULAR SEASON STATISTICS (IND)

DATE	OPP	P/S	MIN	FG	FGA	FG%	3PM	3PA	3P%	FT	FTA	FT%	OR	DR	TOT	A	ST	BS	TO	PF	+/-	PTS	W/L	SCORE
05/14/24	at CON	S	26:53	5	12	.417	1	3	.333	2	2	1.000	2	7	9	1	0	2	2	3	-12	13	L	71-92
05/16/24	NYL	S	25:24	2	6	.333	0	1	.000	1	2	.500	1	3	4	0	1	0	3	2	-17	5	L	66-102
05/18/24	at NYL	S	21:40	5	10	.500	0	1	.000	1	2	.500	2	6	8	1	1	2	3	2	-17	11	L	80-91
05/20/24	CON	S	27:13	3	7	.429	1	2	.500	6	7	.857	5	1	6	1	2	1	1	3	2	13	L	84-88
05/22/24	at SEA	S	26:03	8	13	.615	0	0	.000	0	0	.000	6	5	11	1	2	1	1	0	3	16	L	83-85
05/24/24	at LAS	S	11:38	2	5	.400	1	1	1.000	0	0	.000	0	3	3	1	0	0	1	3	-6	5	W	78-73
05/25/24	at LVA	P	18:51	4	5	.800	0	0	.000	0	2	.000	1	5	6	0	1	1	0	3	-9	8	L	80-99
05/28/24	LAS	P	18:33	1	3	.333	1	1	1.000	0	0	.000	1	3	4	1	0	0	0	1	-24	3	L	82-88
05/30/24	SEA	S	33:03	8	14	.571	1	3	.333	6	7	.857	3	7	10	2	1	2	1	2	-13	23	L	88-103
06/01/24	CHI	S	34:40	7	12	.583	2	4	.500	1	2	.500	1	8	9	3	2	1	1	5	4	17	W	71-70
06/02/24	at NYL	S	31:03	8	14	.571	1	1	1.000	0	0	.000	3	5	8	1	1	0	0	3	-26	17	L	68-104
06/07/24	at WAS	S	29:04	4	9	.444	1	3	.333	1	2	.500	1	9	10	0	0	1	1	3	-3	10	W	85-83
06/10/24	at CON	S	19:14	1	6	.167	0	0	.000	0	0	.000	0	3	3	3	0	1	0	2	-23	2	L	72-89
06/13/24	ATL	S	17:17	3	8	.375	0	1	.000	4	5	.800	1	4	5	1	0	1	0	3	2	10	W	91-84
06/16/24	CHI	S	28:08	6	10	.600	0	0	.000	3	4	.750	2	5	7	2	0	2	1	4	6	15	W	91-83
06/19/24	WAS	S	30:39	3	8	.375	0	2	.000	5	6	.833	1	6	7	2	1	1	0	3	11	11	W	88-81
06/21/24	at ATL	S	32:37	10	17	.588	1	2	.500	0	4	.000	0	9	9	2	0	2	1	4	11	21	W	91-79
06/23/24	at CHI	S	28:12	5	10	.500	0	1	.000	2	2	1.000	0	7	7	1	0	1	1	5	-4	12	L	87-88
06/27/24	at SEA	S	32:44	5	11	.455	0	1	.000	2	6	.333	2	7	9	3	1	2	0	2	-10	12	L	77-89
06/30/24	at PHO	S	32:26	5	9	.556	1	3	.333	1	4	.250	4	11	15	1	2	1	2	5	1	12	W	88-82
07/02/24	at LVA	S	26:16	2	7	.286	0	0	.000	1	7	.143	3	11	14	1	0	1	2	3	-12	5	L	69-88
07/06/24	NYL	S	29:12	4	8	.500	0	0	.000	4	6	.667	4	7	11	0	1	0	4	4	22	12	W	83-78
07/10/24	WAS	P	27:05	5	10	.500	0	1	.000	1	1	1.000	0	2	2	1	1	2	2	3	-11	11	L	84-89
07/12/24	PHO	S	34:48	6	13	.462	1	3	.333	1	2	.500	2	8	10	0	1	2	3	0	14	14	W	95-86
07/14/24	at MIN	S	23:07	4	7	.571	0	0	.000	3	3	1.000	1	1	2	3	0	0	0	3	-11	11	W	81-74
07/17/24	at DAL	S	27:14	5	12	.417	0	1	.000	3	5	.600	3	9	12	0	1	0	4	2	-2	13	L	93-101
08/16/24	PHO	S	28:15	5	12	.417	0	3	.000	3	3	1.000	2	7	9	1	0	1	3	3	4	13	W	98-89
08/18/24	SEA	S	20:04	0	4	.000	0	0	.000	3	6	.500	2	5	7	0	1	0	1	3	-3	3	W	92-75
08/24/24	at MIN	S	10:00	1	4	.250	0	0	.000	0	1	.000	2	1	3	0	1	0	0	0	-13	2	L	80-90
08/26/24	at ATL	S	27:06	3	10	.300	0	1	.000	1	1	1.000	0	6	6	0	1	0	3	4	2	7	W	84-79
08/28/24	CON	S	18:52	4	7	.571	1	1	1.000	1	2	.500	1	5	6	1	0	0	4	5	-10	10	W	84-80
08/30/24	at CHI	S	19:19	5	8	.625	1	2	.500	3	6	.500	0	7	7	0	0	0	3	3	-5	14	W	100-81
09/01/24	at DAL	S	21:57	7	12	.583	0	1	.000	0	0	.000	3	5	8	2	2	3	0	3	-2	14	W	100-93
09/04/24	LAS	S	26:33	4	8	.500	0	1	.000	5	6	.833	2	2	4	1	1	3	2	2	1	13	W	93-86
09/06/24	MIN	S	23:25	1	7	.143	0	1	.000	0	2	.000	4	3	7	2	1	0	1	0	-5	2	L	88-99
2024	TTL	35-32	889	151	318	.475	14	45	.311	64	108	.593	65	193	258	39	26	34	51	96	-155	380	18-17	
2024	AVG	--	25.4	4.3	9.1	--	0.4	1.3	--	1.8	3.1	--	1.9	5.5	7.4	1.1	0.7	1.0	1.5	2.7	-4.4	10.9	--	--





KRISTY WALLACE

3

Height: 5-11

DOB 1/3/1996

Year with Fever: 2

Weight: 157

College: Baylor

WNBA Season: 3

GUARD

2023: In her second WNBA season and first with Indiana, Wallace averaged 6.6 points, 2.2 rebounds, 1.9 assists and 19.7 minutes per contest in 37 games played while starting nine games. The 5-foot-11 guard scored in double figures in nine games this season, but Wallace missed the last three games of the regular season due to a right knee injury. Wallace was traded from the Atlanta Dream to Indiana in exchange for guard Danielle Robinson on January 13.

2022: Wallace started in 18 of 29 games played in her WNBA debut season and averaged 6.6 points, 2.2 assists and 2.3 rebounds. She scored in double figures on seven occasions, with a season-high 18 points against Minnesota on June 1, where she went 5-of-6 from beyond the arc. She started in her WNBA debut against Dallas on May 7 and put up six points, five rebounds and one steal. Wallace scored 15 points on three made 3-pointers in a win over Indiana on May 17.

COLLEGE

After playing 2014-18 at Baylor, Wallace ended her Baylor career ranked third all-time in assists (525), fourth in three-point field goal attempts (413), fifth in three-point field goals made (158), ninth in three-point field goal percentage (.383), 10th in games played (135) and assists per game average (3.9) and 23rd in scoring (1,212). Following her senior season in 2018, Wallace was a WBCA All-America Honorable Mention, WBCA All-Region 3 Team, Unanimous All-Big 12 First Team, Big 12 All-Defensive Team, Academic All-Big 12 Second Team and Senior CLASS Award Nominee. In 2017, Wallace was a part of the Big 12 Championship All-Tournament Team. She is one of three players in Baylor women's basketball history to distribute 500 career assists.

INTERNATIONAL

Helped the Australian Opals take home their second consecutive bronze medal in the 2021 FIBA Asia Cup...Named to the Australian U23 National Team, which finished runner-up in the 2017 U24 Four Nations Tournament in Tokyo...Helped Australia's Emerging Opals to a gold medal finish in the 2017 World University Games in Chinese Taipei...Helped Australia claim a bronze medal in the 2015 U19 Women's World Championships in Chekhov, Russia. Averaged 10.0 points, 4.9 rebounds and 3.6 assists over seven games...Earned Tournament MVP honors after leading Australia's U19 team to a 2013 FIBA Pacific Games championship.

PERSONAL

Daughter of John and Geraldine Wallace and Marilyn Covey...Siblings include Kate, Sam Nikki, Brooke and Milly and step siblings Travis, Makaylee and Cody...Graduated from John Paul College (grades K-12)...Won two Australian school national championships under coach Peter Foster, sported an undefeated record both seasons.

KRISTY WALLACE - WNBA REGULAR SEASON STATISTICS																						
SEASON	TEAM	GP	GS	MIN	FG	FGA	FG%	3PM	3PA	3P%	FT	FTA	FT%	OR	DR	TOT	A	ST	TO	BS	PTS	PPG
2022-23	ATL	29	18	602	66	162	.407	25	68	.368	33	42	.786	18	50	68	63	17	44	6	190	6.6
2023-24	IND	37	9	728	93	232	.401	37	85	.435	21	28	.750	22	60	82	71	23	49	9	244	6.6
2024-25	IND	24	15	418	41	108	.380	14	53	.264	10	16	.625	10	34	44	44	17	15	6	106	4.4
TOTALS		90	42	1,749	200	502	.398	76	206	.369	64	86	.744	50	144	194	178	57	108	21	540	6.0
AVERAGE		--	--	19.4	2.2	5.6	--	0.8	2.3	--	0.7	1.0	--	0.6	1.6	2.2	2.0	0.6	1.2	0.2	6.0	--

	REG CAREER HIGHS		2024-25 REG HIGHS
PTS	20 vs. ATL 8/27/23	PTS	10 vs. CHI 6/1/24
FGM	7 2 times (vs. ATL, 8/27/23)	FGM	4 3 times (@ CHI, 6/23/24)
FGA	15 vs. PHO 5/29/22	FGA	9 vs. LAS 5/28/24
3FGM	6 vs. ATL 8/27/23	3FGM	3 at WAS 6/7/24
3FGA	8 vs. ATL 8/27/23	3FGA	7 at WAS 6/7/24
FTM	5 at WAS 6/28/22	FTM	3 at PHO 6/30/24
FTA	6 2 times (@ NYL, 5/21/23)	FTA	4 2 times (@ PHO, 6/30/24)
OREB	3 4 times (@ WAS, 7/19/23)	OREB	2 at SEA 6/27/24
DREB	7 vs. SEA 7/3/22	DREB	4 at CON 5/14/24
TREB	8 vs. SEA 7/3/22	TREB	4 2 times (@ SEA, 5/22/24)
ASTS	7 vs. LAS 8/8/23	ASTS	5 2 times (vs. CHI, 6/16/24)
STLS	4 2 times (vs. LAS, 5/28/24)	STLS	4 vs. LAS 5/28/24
BLKS	2 2 times (vs. ATL, 6/13/24)	BLKS	2 vs. ATL 6/13/24
MINS	34 at IND 5/15/22	MINS	33 at WAS 6/7/24





2024-25 GAME-BY-GAME REGULAR SEASON STATISTICS (IND)

DATE	OPP	P/S	MIN	FG	FGA	FG%	3PM	3PA	3P%	FT	FTA	FT%	OR	DR	TOT	A	ST	BS	TO	PF	+/-	PTS	W/L	SCORE
05/14/24	at CON	P	17:11	2	3	.667	1	2	.500	0	2	.000	0	4	4	1	1	0	1	0	-11	5	L	71-92
05/16/24	NYL	P	8:09	1	1	1.000	0	0	.000	2	2	1.000	0	1	1	1	0	0	0	0	-9	4	L	66-102
05/18/24	at NYL	P	14:45	1	5	.200	1	3	.333	0	0	.000	1	2	3	3	2	0	0	1	8	3	L	80-91
05/20/24	CON	P	24:46	4	7	.571	0	3	.000	0	0	.000	1	1	2	3	1	0	0	2	16	8	L	84-88
05/22/24	at SEA	S	24:04	2	5	.400	1	2	.500	0	0	.000	1	3	4	3	1	0	1	1	1	5	L	83-85
05/24/24	at LAS	S	31:23	3	7	.429	1	4	.250	0	0	.000	0	3	3	5	1	0	2	2	3	7	W	78-73
05/25/24	at LVA																						L	80-99
05/28/24	LAS	S	27:44	2	9	.222	1	6	.167	0	0	.000	1	2	3	3	4	1	0	3	-6	5	L	82-88
05/30/24	SEA	S	13:36	1	4	.250	0	1	.000	0	0	.000	0	1	1	0	0	1	0	1	-18	2	L	88-103
06/01/24	CHI	S	22:58	4	8	.500	0	2	.000	2	2	1.000	1	2	3	2	1	0	2	2	7	10	W	71-70
06/02/24	at NYL	S	19:46	2	7	.286	1	3	.333	1	2	.500	1	1	2	1	1	0	0	2	-23	6	L	68-104
06/07/24	at WAS	S	32:52	3	7	.429	3	7	.429	0	0	.000	0	2	2	2	0	1	1	2	-6	9	W	85-83
06/10/24	at CON	S	17:18	2	4	.500	1	2	.500	0	0	.000	0	0	0	1	0	0	2	1	-20	5	L	72-89
06/13/24	ATL	S	23:41	2	7	.286	2	4	.500	0	0	.000	1	2	3	2	1	2	1	2	4	6	W	91-84
06/16/24	CHI	S	18:52	0	3	.000	0	2	.000	0	0	.000	0	2	2	5	0	0	0	0	3	0	W	91-83
06/19/24	WAS	S	18:14	1	5	.200	0	4	.000	2	4	.500	0	1	1	3	1	1	1	3	8	4	W	88-81
06/21/24	at ATL	S	15:43	3	4	.750	1	2	.500	0	0	.000	0	0	0	2	0	0	0	2	1	7	W	91-79
06/23/24	at CHI	S	24:48	4	7	.571	1	2	.500	0	0	.000	0	2	2	2	1	0	2	3	-3	9	L	87-88
06/27/24	at SEA	S	17:46	0	3	.000	0	1	.000	0	0	.000	2	0	2	2	0	0	0	0	-17	0	L	77-89
06/30/24	at PHO	S	17:53	2	5	.400	0	1	.000	3	4	.750	0	3	3	0	0	0	0	1	10	7	W	88-82
07/02/24	at LVA	P	12:22	1	4	.250	0	2	.000	0	0	.000	0	1	1	2	1	0	0	0	-9	2	L	69-88
07/06/24	NYL	P	05:36	0	1	.000	0	0	.000	0	0	.000	1	1	2	1	0	0	0	0	-4	0	W	83-78
07/10/24	WAS	P	3:52	1	2	.500	0	0	.000	0	0	.000	0	0	0	0	0	0	2	0	-4	2	L	84-89
07/12/24	PHO																						W	95-86
07/14/24	at MIN																						W	81-74
07/17/24	at DAL																						L	93-101
08/16/24	PHO																						W	98-89
08/18/24	SEA	P	1:17	0	0	.000	0	0	.000	0	0	.000	0	0	0	0	0	0	0	0	-1	0	W	92-75
08/24/24	at MIN																						L	80-90
08/26/24	at ATL																						W	84-79
08/28/24	CON																						W	84-80
08/30/24	at CHI	P	3:52	0	0	.000	0	0	.000	0	0	.000	0	0	0	0	1	0	0	0	-8	0	W	100-81
09/01/24	at DAL																						W	100-93
09/04/24	LAS																						W	93-86
09/06/24	MIN																						L	88-99
2024	TTL	24-15	418	41	108	.380	14	53	.264	10	16	.625	10	34	44	44	17	6	15	28	-78	106	18-17	
2024	AVG	--	17.4	1.7	4.5	--	0.6	2.2	--	0.4	0.7	--	0.4	1.4	1.8	1.8	0.7	0.2	0.6	1.2	-3.2	4.4	--	--



ERICA WHEELER

17

Height: 5-7

DOB 5/2/1991

Year with Fever: 6

Weight: 143

College: Rutgers

WNBA Season: 9

GUARD



2023: Wheeler returned to Indiana to usher in a new era of Indiana Fever basketball as a veteran leader. In her eighth season in the WNBA and fifth season with the Fever, Wheeler averaged 9.9 points, 5.0 assists, 3.0 rebounds, 1.1 steals and 26.8 minutes per contest while starting all 40 games this season. Wheeler led the Fever in assists, finished eighth across the WNBA in assists per game and surpassed 1,000 career assists in 2023. Wheeler enters 2024 with 1,043 career assists for 34th all-time in WNBA history. In 2023, Wheeler also became the first player in franchise history to record at least 200 assists in a regular season. In the Fever all-time rankings, Wheeler is sixth in points scored (1,688), third in assists (746), seventh in steals (182) and 10th in regular season games played (176). She was signed by the Indiana Fever to a multi-year contract on February 1.

2022: With the Atlanta Dream, Wheeler averaged 8.4 points, 3.9 assists, 3.1 rebounds and played 26.3 minutes per contest in 30 games. Wheeler started all 30 games played and scored in double figures in 10 games during the 2022 season.

2021: In Wheeler's lone season with the Los Angeles Sparks, she started in all 32 games with the Sparks. Wheeler averaged a career-best 13.6 points, to go along with 4.8 assists per game and shot 35.5 percent from 3-point range. Wheeler scored in double-figures 23 times and reached the 20 point mark in five games.

2020: Wheeler remained in the WNBA Medical Protocol for the entirety of the 2020 season and never joined the Indiana Fever in Bradenton, Florida.

2019: Wheeler became the first player in Fever franchise history to win All-Star Game MVP with 25 points, seven 3-pointers and seven assists leading Team Wilson to a 129-126 win over Team Delle Donne. Her 171 assists set a Fever single-season record. Moved up to third with most assists in a career (572). She ended the season as the Fever career assist average leader with 4.01 per game.

2018: Appearing in all 34 games with Indiana, Wheeler started in 22 games while averaging 7.8 points per game. Her 141 assists in 2018 are the third most assists in a season by a Fever player in franchise history. She scored a season-high 15 points at Atlanta on July 13. Wheeler had a near triple-double vs. Las Vegas on June 12, finishing with 12 points, seven rebounds and eight assists.

2017: Wheeler was second on the Indiana Fever in scoring and tops in assists while averaging 11.8 points and 4.1 assists per game. She was one of four players to appear in every Fever game, and second on the team with 26 starts. Wheeler eclipsed 20 points five times and reached double-figure scoring on 18 occasions. Her career scoring high of 33 points came at Madison Square Garden against New York on August 8 while shooting 12-of-18 overall and 7-of-11 from 3-point range. She generated a season-high nine assists at Dallas on July 25, and had six or more assists 11 times. Wheeler led the Fever in scoring nine times, and was tops in assists in 15 games.

2016: A training camp free agent to begin the season, Wheeler wound up starting 25 games overall, and 18 of Indiana's last 20 games. Wheeler made her first playoff start and scored 10 points in a first-round loss to Phoenix on September 21. In 34 regular season games, she averaged 8.4 points, 2.1 rebounds and 2.8 assists per game, contributing a season-high 20 points at Los Angeles, on September 4. She had 10 points and a season-high nine assists in a near double-double at Chicago, on June 29. She had 18 points and seven assists at Atlanta, on May 29. Wheeler earned her first career start during her Fever debut against Dallas on May 14, and matched her previous scoring high with 13 points, including 6-of-8 free throw attempts.

2015: Wheeler's rookie season in the WNBA included 17 regular season games with the Atlanta Dream and three with the New York Liberty. She appeared in three playoff games for the Liberty, including Games 1 and 3 of the Eastern Conference Finals against Indiana. Her lone basket in the playoffs came against Indiana on September 23 in Game 1 of the Eastern Conference Finals. Wheeler was waived by the Dream late in the regular season following a three-team trade including Chicago & Minnesota and was signed one month later by the Liberty. She averaged 4.5 points and 1.5 assists with the Dream, and also 4.7 points and 0.3 assists in three regular season games with New York. She posted a season-high 13 points with Atlanta against Indiana on June 16.

Wheeler finished her Rutgers career with 1,027 career points, and ranked fifth all-time at RU in 3-point field goals made (157), third in 3-point field goals attempted (500) and 10th on the Scarlet Knights all-time 3-point field goal percentage list (.314). As a senior, she was an honorable mention All-Big East selection as she led the team in scoring at 10.5 points per game...she led the Scarlet Knights in 3-point shooting at a .354 clip and finished the season attempting 178 shots from downtown to tie for second on the RU single season list for 3-pointers attempted.

The daughter of Eric Wheeler and Melissa Cooper, Wheeler grew up in her grandmother's five-bedroom house with a dozen other siblings and relatives until she was 11 in a rough-and-tumble section of Miami. Her mother helped steer her from playing pick-up ball in local parks, toward organized school and basketball at Monsignor Pace, and eventually Parkway Academy (late in freshman year). Wheeler helped Parkway to a pair of state championships as a junior and senior in 2008 and 2009. Considering South Carolina, LSU and Florida among college choices besides Rutgers, Wheeler was rated the No. 5 point guard in the ESPNU HoopGurlz 100. Her mother passed away during her senior year of college and Wheeler credits RU coach C. Vivian Stringer for helping her become "a young woman that will be ready for life." Wheeler pays tribute to her mother with tattoos on her right shoulder blade and right leg.

ERICA WHEELER WNBA REGULAR SEASON STATISTICS

SEASON	TEAM	GP	GS	MIN	FG	FGA	FG%	3PM	3PA	3P%	FTM	FTA	FT%	OR	DR	TOT	A	ST	TO	BS	PTS	PPG
2015	ATL	17	0	203	32	70	.457	6	15	.400	6	12	.500	4	12	16	26	8	21	0	76	4.5
2015	NY	3	0	26	5	13	.385	0	5	.000	4	4	1.000	0	4	4	1	4	4	0	14	4.7
2015	TOT	20	0	228	37	83	.446	6	20	.300	10	16	.625	4	16	20	27	12	25	0	90	4.5
2016	IND	34	25	811	114	273	.418	17	57	.298	40	48	.833	18	54	72	95	23	68	1	285	8.4
2017	IND	34	26	898	156	390	.400	50	151	.331	38	48	.792	11	64	75	138	47	78	1	400	11.8
2018	IND	34	22	737	99	282	.351	21	76	.276	47	59	.797	20	80	100	141	28	48	6	266	7.8

CURRENT PLAYERS

2024 GAME NOTES



2019	IND	34	34	850	127	297	.428	48	125	.384	41	47	.872	5	97	102	171	40	97	5	343	10.1
2021	LA	32	32	967	160	384	.417	33	93	.355	81	98	.827	16	82	98	152	43	87	8	434	13.6
2022	ATL	30	30	789	98	276	.355	24	73	.329	31	41	.756	19	74	93	118	32	76	2	251	8.4
2023	IND	40	40	1071	146	367	.398	30	97	.309	72	82	.878	16	104	120	201	44	83	3	394	9.9
2024	IND	34	2	482	52	126	.413	12	43	.279	9	11	.818	7	43	50	59	16	32	4	125	3.7
TOTALS		292	211	6828	989	2476	.399	241	735	.328	369	450	.820	116	614	730	1102	285	594	30	2583	8.9
AVERAGES				23.6	3.4	8.6		0.8	2.5		1.3	1.6		0.4	2.1	2.5	3.8	1.0	2.1	0.1		

ERICA WHEELER WNBA POSTSEASON STATISTICS

SEASON	TEAM	GP	GS	MIN	FG	FGA	FG%	3PM	3PA	3P%	FTM	FTA	FT%	OR	DR	TOT	A	ST	TO	BS	PTS	PPG
2015	NY	3	0	8	1	3	.333	0	0	--	0	0	--	1	0	1	0	0	2	0	2	0.7
2016	IND	1	1	26	3	6	.500	2	2	1.000	2	2	1.000	1	2	3	3	0	1	0	10	10.0
TOTALS		4	1	34	4	9	.444	2	2	1.000	2	2	1.000	2	2	4	3	0	3	0	12	3.0
AVERAGES				8.5	1.0	2.3		0.5	0.5		0.5	0.5		0.5	0.5	1.0	0.8	0.0	0.8	0.0		

REG CAREER HIGHS					POST CAREER HIGHS				
PTS	33 at NY, 8/8/17				PTS	10 vs. PHO, 9/21/16			
FGM	12 at NY, 8/8/17				FGM	3 vs. PHO, 9/21/16			
FGA	21 at ATL, 8/26/17				FGA	6 vs. PHO, 9/21/16			
3FGM	7 at NY, 8/8/17				3FGM	2 avs. PHO, 9/21/16			
3FGA	11 at NY, 8/8/17				3FGA	2 vs. PHO, 9/21/16			
FTM	9 vs. PHO, 6/7/17				FTM	2 vs. PHO, 9/21/16			
FTA	10 vs. PHO, 6/7/17				FTA	2 vs. PHO, 9/21/16			
OREB	4 at PHO, 7/17/22				OREB	1 2 times (vs. PHO, 9/21/16)			
DREB	7 vs. LA 5/11/22				DREB	2 vs. PHO, 9/21/16			
TREB	8 at LA, 7/27/23				TREB	3 vs. PHO, 9/21/16			
ASTS	12 at CHI, 6/6/23				ASTS	3 vs. PHO, 9/21/16			
STLS	5 2 times (vs. IND, 6/5/22)				STLS	--			
BLKS	2 3 times (at MIN 9/2/21)				BLKS	--			
MINS	42:09 vs. PHO, 6/7/17				MINS	25:36 vs. PHO, 9/21/16			

2024-25 REG HIGHS	
PTS	15 at SEA 6/27/24
FGM	5 at SEA 6/27/24
FGA	9 3 times (vs. WAS, 6/19/24)
3FGM	3 at SEA 6/27/24
3FGA	5 at NYL 6/2/24
FTM	2 3 times (@ PHO, 6/30/24)
FTA	2 5 times (vs. LAS, 9/4/24)
OREB	2 at NYL 6/2/24
DREB	4 vs. CON 5/20/24
TREB	5 vs. CON 5/20/24
ASTS	5 2 times (@ ATL, 6/21/24)
STLS	2 4 times (@ PHO, 6/30/24)
BLKS	1 4 times (@ CHI, 8/30/24)
MINS	25 vs. NYL 5/16/24





2024-25 GAME-BY-GAME REGULAR SEASON STATISTICS (IND)

DATE	OPP	P/S	MIN	FG	FGA	FG%	3PM	3PA	3P%	FT	FTA	FT%	OR	DR	TOT	A	ST	BS	TO	PF	+/-	PTS	W/L	SCORE
05/14/24	at CON	S	19:02	3	3	1.000	1	1	1.000	1	1	1.000	0	1	1	2	1	0	2	1	-9	8	L	71-92
05/16/24	NYL	S	24:32	2	6	.333	0	2	.000	0	0	.000	0	2	2	4	0	0	2	1	-22	4	L	66-102
05/18/24	at NYL	P	13:17	0	3	.000	0	0	.000	0	0	.000	0	0	0	1	0	0	1	0	-3	0	L	80-91
05/20/24	CON	P	20:40	3	9	.333	0	2	.000	0	0	.000	1	4	5	4	1	1	3	3	16	6	L	84-88
05/22/24	at SEA	P	15:22	1	1	1.000	0	0	.000	0	0	.000	1	3	4	2	0	0	0	1	-3	2	L	83-85
05/24/24	at LAS	P	12:25	0	1	.000	0	0	.000	1	2	.500	0	1	1	0	0	0	0	0	-8	1	W	78-73
05/25/24	at LVA	P	13:11	2	7	.286	1	3	.333	0	0	.000	0	2	2	2	1	0	0	0	-4	5	L	80-99
05/28/24	LAS	P	17:09	1	3	.333	0	1	.000	0	0	.000	0	0	0	2	2	0	0	2	1	2	L	82-88
05/30/24	SEA																							
06/01/24	CHI	P	19:47	0	2	.000	0	1	.000	0	0	.000	0	0	0	2	0	0	0	2	-3	0	W	71-70
06/02/24	at NYL	P	17:58	3	8	.375	1	5	.200	0	0	.000	2	2	4	2	0	0	3	2	-9	7	L	68-104
06/07/24	at WAS	P	13:08	2	4	.500	0	1	.000	0	0	.000	0	1	1	5	0	0	1	3	8	4	W	85-83
06/10/24	at CON	P	23:32	4	9	.444	1	3	.333	0	0	.000	1	2	3	4	1	0	1	1	-1	9	L	72-89
06/13/24	ATL	P	20:03	2	4	.500	0	1	.000	0	0	.000	1	2	3	3	0	0	3	1	12	4	W	91-84
06/16/24	CHI	P	11:22	1	4	.250	0	0	.000	0	0	.000	0	0	0	0	0	0	2	2	1	2	W	91-83
06/19/24	WAS	P	18:41	4	9	.444	1	2	.500	0	0	.000	0	3	3	4	0	0	0	1	-2	9	W	88-81
06/21/24	at ATL	P	24:03	2	7	.286	0	1	.000	0	0	.000	0	2	2	5	2	0	1	2	13	4	W	91-79
06/23/24	at CHI	P	15:13	1	3	.333	0	1	.000	2	2	1.000	0	2	2	2	1	0	0	3	2	4	L	87-88
06/27/24	at SEA	P	21:11	5	8	.625	3	4	.750	2	2	1.000	0	1	1	3	2	0	3	0	9	15	L	77-89
06/30/24	at PHO	P	19:29	2	4	.500	0	1	.000	2	2	1.000	0	1	1	1	2	0	1	2	0	6	W	88-82
07/02/24	at LVA	P	6:49	1	3	.333	0	1	.000	0	0	.000	0	0	0	1	1	0	1	2	-7	2	L	69-88
07/06/24	NYL	P	6:01	1	3	.333	0	1	.000	0	0	.000	0	0	0	0	0	0	1	0	-4	2	W	83-78
07/10/24	WAS	P	11:23	3	4	.750	0	1	.000	0	0	.000	0	1	1	0	0	0	1	1	-17	6	L	84-89
07/12/24	PHO	P	08:33	1	1	1.000	0	0	.000	0	0	.000	0	0	0	1	0	0	0	1	-16	2	W	95-86
07/14/24	at MIN	P	10:56	0	3	.000	0	2	.000	0	0	.000	0	1	1	0	0	0	1	0	1	0	W	81-74
07/17/24	at DAL	P	4:15	0	0	.000	0	0	.000	0	0	.000	0	0	0	0	0	0	1	0	-5	0	L	93-101
08/16/24	PHO	P	14:45	1	1	1.000	1	1	1.000	0	0	.000	0	3	3	1	1	1	0	1	-6	3	W	98-89
08/18/24	SEA	P	8:33	0	0	.000	0	0	.000	0	0	.000	0	1	1	1	0	0	1	2	0	0	W	92-75
08/24/24	at MIN	P	7:35	1	3	.333	0	0	.000	0	0	.000	0	0	0	1	0	0	0	0	10	2	L	80-90
08/26/24	at ATL	P	08:51	0	2	.000	0	1	.000	0	0	.000	0	3	3	1	0	0	1	1	4	0	W	84-79
08/28/24	CON	P	13:10	2	2	1.000	1	1	1.000	0	0	.000	0	2	2	0	0	0	0	0	-3	5	W	84-80
08/30/24	at CHI	P	20:43	1	5	.200	0	3	.000	0	0	.000	1	2	3	4	1	1	1	2	12	2	W	100-81
09/01/24	at DAL	P	05:49	0	0	.000	0	0	.000	0	0	.000	0	0	0	0	0	0	1	1	5	0	W	100-93
09/04/24	LAS	P	08:43	1	2	.500	1	2	.500	1	2	.500	0	1	1	1	0	0	0	0	-1	4	W	93-86
09/06/24	MIN	P	5:58	2	2	1.000	1	1	1.000	0	0	.000	0	0	0	0	0	0	0	1	-9	5	L	88-99
2024	TTL	34-2	482	52	126	.413	12	43	.279	9	11	.818	7	43	50	59	16	4	32	39	-38	125	18-17	
2024	AVG	--	14.2	1.5	3.7	--	0.4	1.3	--	0.3	0.3	--	0.2	1.3	1.5	1.7	0.5	0.1	0.9	1.1	-1.1	3.7	--	--





2024 REGULAR SEASON GAME-BY-GAME STATS																				
DATE	GAME	W/L	FG	FGA	PCT	3FG	3FGA	PCT	FT	FTA	PCT	OR	DR	REB	AST	PF	ST	TO	BS	PTS
5/14	Fever	L	24	50	0.480	8	20	0.400	15	19	0.789	4	24	28	16	21	6	25	5	71
8,910	at Sun		32	66	0.485	9	21	0.429	19	25	0.760	8	22	30	20	22	11	15	1	92
5/16	Fever	L	22	60	0.367	5	19	0.263	17	22	0.773	7	19	26	13	20	5	16	4	66
17,274	vs. Liberty		36	78	0.462	8	27	0.296	22	23	0.957	13	27	40	22	17	8	10	8	102
5/18	Fever	L	33	80	0.413	9	26	0.346	5	6	0.833	10	24	34	22	16	9	16	3	80
17,735	at Liberty		31	64	0.484	15	32	0.469	14	16	0.875	6	26	32	21	14	9	20	6	91
5/20	Fever	L	33	69	0.478	6	20	0.300	12	13	0.923	13	23	36	20	24	4	17	7	84
17,274	vs. Sun		30	74	0.405	4	19	0.211	24	30	0.800	15	18	33	15	13	5	8	4	88
5/22	Fever	L	31	72	0.431	6	22	0.273	15	18	0.833	13	27	40	18	17	5	13	8	83
18,343	at Storm		34	82	0.415	6	20	0.300	11	13	0.846	17	24	41	20	16	6	9	9	85
5/24	Fever	W	29	69	0.420	7	25	0.280	13	17	0.765	5	27	32	22	17	9	11	2	78
19,103	at Sparks		25	59	0.424	5	24	0.208	18	21	0.857	3	32	35	18	19	5	19	3	73
5/25	Fever	L	30	70	0.429	10	27	0.370	10	13	0.769	6	30	36	20	16	4	13	3	80
10,399	at Aces		35	73	0.479	13	35	0.371	16	18	0.889	6	30	36	24	14	7	8	4	99
5/28	Fever	L	26	68	0.382	10	30	0.333	20	25	0.800	9	19	28	17	26	12	14	6	82
16,013	vs. Sparks		25	53	0.472	14	23	0.609	24	33	0.727	4	26	30	17	20	9	20	5	88
5/30	Fever	L	29	70	0.414	10	25	0.400	20	22	0.909	10	26	36	21	16	2	15	4	88
15,022	vs. Storm		42	75	0.560	8	19	0.421	11	14	0.786	4	28	32	29	22	9	8	7	103
6/1	Fever	W	27	69	0.391	6	25	0.240	11	16	0.688	9	24	33	19	18	6	13	5	71
17,274	vs. Sky		28	69	0.406	2	12	0.167	12	18	0.667	12	31	43	15	17	7	16	1	70
6/2	Fever	L	27	73	0.370	7	28	0.250	7	11	0.636	9	19	28	18	17	6	13	1	68
17,401	at Liberty		38	66	0.576	11	25	0.440	17	20	0.850	6	33	39	30	15	9	13	6	104
6/7	Fever	W	28	62	0.452	16	35	0.457	13	17	0.765	5	25	30	21	21	9	15	2	85
20,333	at Mystics		31	72	0.431	13	34	0.382	8	13	0.615	9	29	38	22	16	9	15	1	83
6/10	Fever	L	25	62	0.403	9	24	0.375	13	19	0.684	7	19	26	19	18	5	11	3	72
8,910	at Sun		30	65	0.462	8	17	0.471	21	24	0.875	12	29	41	22	19	9	12	3	89
6/13	Fever	W	32	72	0.444	9	26	0.346	18	19	0.947	11	23	34	18	16	6	14	6	91
16,651	vs. Dream		28	67	0.418	9	24	0.375	19	23	0.826	10	21	31	20	19	6	13	3	84
6/16	Fever	W	35	62	0.565	8	18	0.444	13	19	0.684	8	30	38	23	17	1	16	11	91
17,274	vs. Sky		33	81	0.407	5	12	0.417	12	14	0.857	12	20	32	20	21	8	5	2	83
6/19	Fever	W	31	61	0.508	8	23	0.348	18	23	0.783	5	32	37	21	16	7	11	3	88
17,274	vs. Mystics		29	70	0.414	11	34	0.324	12	15	0.800	7	24	31	26	16	6	11	4	81
6/21	Fever	W	37	65	0.569	11	21	0.524	6	11	0.545	5	30	35	24	22	5	15	7	91
17,575	at Dream		22	65	0.338	4	18	0.222	31	35	0.886	7	23	30	18	16	8	11	2	79
6/23	Fever	L	32	69	0.464	13	30	0.433	10	14	0.714	1	24	25	28	25	9	11	4	87
9,872	at Sky		31	62	0.500	4	17	0.235	22	32	0.688	7	31	38	25	18	4	16	1	88
6/27	Fever	L	29	65	0.446	8	19	0.421	11	18	0.611	14	30	44	21	16	4	22	4	77
18,343	at Storm		32	70	0.457	10	25	0.400	15	17	0.882	5	22	27	27	16	14	8	5	89
6/30	Fever	W	28	63	0.444	8	28	0.286	24	31	0.774	9	33	42	20	24	5	16	2	88
17,071	at Mercury		27	68	0.397	8	28	0.286	20	24	0.833	6	22	28	18	25	9	13	1	82
7/2	Fever	L	28	77	0.364	6	26	0.231	7	13	0.538	13	31	44	19	18	5	16	4	69
20,366	at Aces		32	71	0.451	9	25	0.360	15	17	0.882	7	31	38	24	15	7	10	7	88



GAME-BY-GAME STATS - WITH OPPONENTS

2024 GAME NOTES



DATE	GAME	W/L	FG	FGA	PCT	3FG	3FGA	PCT	FT	FTA	PCT	OR	DR	REB	AST	PF	ST	TO	BS	PTS
7/6	Fever	W	32	67	0.478	7	24	0.292	12	14	0.857	7	34	41	20	15	6	15	2	83
17,274	vs. Liberty		29	71	0.408	10	42	0.238	10	16	0.625	8	23	31	20	11	7	10	1	78
7/10	Fever	L	31	58	0.534	8	25	0.320	14	17	0.824	2	27	29	18	21	9	23	7	84
17,274	vs. Mystics		33	75	0.440	7	20	0.350	16	19	0.842	10	21	31	23	18	8	16	3	89
7/12	Fever	W	39	81	0.481	6	31	0.194	11	14	0.786	15	27	42	23	16	8	18	6	95
17,274	vs. Mercury		29	70	0.414	10	29	0.345	18	23	0.783	7	23	30	18	15	7	11	6	86
7/14	Fever	W	31	70	0.443	8	29	0.276	11	12	0.917	10	24	34	19	11	6	13	5	81
18,978	at Lynx		27	70	0.386	11	31	0.355	9	10	0.900	11	23	34	20	16	5	14	3	74
7/17	Fever	L	38	71	0.535	6	25	0.240	11	17	0.647	9	26	35	26	15	2	18	7	93
6,251	at Wings		39	76	0.513	9	20	0.450	14	18	0.778	6	23	29	28	18	10	11	4	101
8/16	Fever	W	34	74	0.459	14	36	0.389	16	17	0.941	8	31	39	23	17	4	11	4	98
17,274	vs. Mercury		25	60	0.417	14	36	0.389	25	28	0.893	3	28	31	16	17	7	11	3	89
8/18	Fever	W	34	73	0.466	15	31	0.484	9	14	0.643	9	34	43	22	15	6	13	5	92
17,274	vs. Storm		28	72	0.389	7	21	0.333	12	16	0.750	5	27	32	15	12	6	12	6	75
8/24	Fever	L	33	76	0.434	7	29	0.241	7	8	0.875	15	25	40	16	16	5	16	1	80
19,023	at Lynx		33	65	0.508	11	27	0.407	13	20	0.650	8	19	27	27	14	8	10	4	90
8/26	Fever	W	31	76	0.408	10	27	0.370	12	15	0.800	11	32	43	18	18	8	13	3	84
17,608	at Dream		27	73	0.370	10	29	0.345	15	18	0.833	10	28	38	18	14	5	11	5	79
8/28	Fever	W	31	66	0.470	13	30	0.433	9	11	0.818	8	27	35	20	17	5	20	5	84
17,274	vs. Sun		30	66	0.455	8	24	0.333	12	17	0.706	4	23	27	19	13	14	16	4	80
8/30	Fever	W	32	66	0.485	13	29	0.448	23	29	0.793	5	26	31	26	22	9	11	5	100
9,445	at Sky		29	72	0.403	9	25	0.360	14	21	0.667	13	29	42	24	21	6	15	1	81
9/1	Fever	W	37	70	0.529	11	22	0.500	15	17	0.882	9	29	38	24	21	7	20	9	100
6,251	at Wings		29	74	0.392	13	31	0.419	22	27	0.815	8	26	34	22	18	8	13	2	93
9/4	Fever	W	33	67	0.493	7	22	0.318	20	24	0.833	8	32	40	18	15	5	19	4	93
16,645	vs. Sparks		31	77	0.403	10	27	0.370	14	17	0.824	6	22	28	17	19	9	13	3	86
9/6	Fever	L	32	75	0.427	13	29	0.448	11	13	0.846	12	24	36	19	22	3	14	3	88
17,274	vs. Lynx		33	73	0.452	13	32	0.406	20	25	0.800	10	27	37	25	16	7	10	4	99
9/8	Fever	--	--	--	--	--	--	--	--	--	--	--	--	--	--	--	--	--	--	--
	vs. Dream	--	--	--	--	--	--	--	--	--	--	--	--	--	--	--	--	--	--	--
9/11	Fever	--	--	--	--	--	--	--	--	--	--	--	--	--	--	--	--	--	--	--
	vs. Aces	--	--	--	--	--	--	--	--	--	--	--	--	--	--	--	--	--	--	--
9/13	Fever	--	--	--	--	--	--	--	--	--	--	--	--	--	--	--	--	--	--	--
	vs. Aces	--	--	--	--	--	--	--	--	--	--	--	--	--	--	--	--	--	--	--
9/15	Fever	--	--	--	--	--	--	--	--	--	--	--	--	--	--	--	--	--	--	--
	vs. Wings	--	--	--	--	--	--	--	--	--	--	--	--	--	--	--	--	--	--	--
9/19	Fever	--	--	--	--	--	--	--	--	--	--	--	--	--	--	--	--	--	--	--
	at Mystics	--	--	--	--	--	--	--	--	--	--	--	--	--	--	--	--	--	--	--
TOTALS		35	1,084	2,398	0.452	318	906	0.351	459	588	0.781	301	937	1,238	712	642	207	537	160	2,945
OPPONENTS		35	1,073	2,444	0.439	318	885	0.359	577	720	0.801	285	891	1,176	745	592	272	433	132	3,041



QUARTER SCORING BREAKDOWN

2024 GAME NOTES



				FEVER								OPPONENTS								
DATE	OPPONENT	OVERALL REC	W/L	1ST	2ND	1ST HALF	3RD	4TH	2ND HALF	BIGGEST LEAD	TOTAL	1ST	2ND	1ST HALF	3RD	4TH	2ND HALF	BIGGEST LEAD	TOTAL	POINT DIFF.
5/14	at Connecticut	0-1	L	13	26	39	18	14	32	4	71	19	30	49	16	27	43	23	92	-21
5/16	New York	0-2	L	16	15	31	25	10	35	0	66	25	23	48	19	35	54	37	102	-36
5/18	at New York	0-3	L	22	15	37	21	22	43	3	80	33	24	57	16	18	34	23	91	-11
5/20	Connecticut	0-4	L	26	18	44	17	23	40	4	84	26	15	41	23	24	47	9	88	-4
5/22	at Seattle	0-5	L	16	24	40	20	23	43	4	83	25	19	44	14	27	41	11	85	-2
5/24	at Los Angeles	1-5	W	15	19	34	19	25	44	7	78	22	23	45	11	17	28	11	73	5
5/25	at Las Vegas	1-6	L	28	10	38	18	24	42	6	80	24	22	46	26	27	53	23	99	-19
5/28	Los Angeles	1-7	L	15	17	32	23	27	50	7	82	24	13	37	22	29	51	14	88	-6
5/30	Seattle	1-8	L	20	21	41	18	29	47	2	88	27	20	47	34	22	56	27	103	-15
6/1	Chicago	2-8	W	17	18	35	19	17	36	9	71	14	19	33	16	21	37	5	70	1
6/2	at New York	2-9	L	13	24	37	15	16	31	0	68	31	24	55	26	23	49	36	104	-36
6/7	at Washington	3-9	W	28	14	42	24	19	43	12	85	19	21	40	24	19	43	3	83	2
6/10	at Connecticut	3-10	L	15	20	35	21	16	37	3	72	26	29	55	25	9	34	28	89	-17
6/13	Atlanta	4-10	W	33	26	59	14	18	32	18	91	24	20	44	18	22	40	2	84	7
6/16	Chicago	5-10	W	23	24	47	21	23	44	8	91	26	17	43	23	17	40	5	83	8
6/19	Washington	6-10	W	21	25	46	22	20	42	11	88	17	26	43	16	22	38	0	81	7
6/21	at Atlanta	7-10	W	35	22	57	22	12	34	19	91	25	16	41	21	17	38	0	79	12
6/23	at Chicago	7-11	L	26	20	46	26	15	41	15	87	28	17	45	19	24	43	6	88	-1
6/27	at Seattle	7-12	L	21	18	39	22	16	38	4	77	30	23	53	17	19	36	19	89	-12
6/30	at Phoenix	8-12	W	20	18	38	29	21	50	10	88	26	23	49	15	18	33	15	82	6
7/2	at Las Vegas	8-13	L	24	13	37	22	10	32	2	69	26	20	46	19	23	42	19	88	-19
7/6	New York	9-13	W	24	15	39	16	28	44	12	83	18	20	38	24	16	40	11	78	5
7/10	Washington	9-14	L	17	20	37	18	29	47	5	84	26	25	51	25	13	38	22	89	-5
7/12	Phoenix	10-14	W	28	27	55	26	14	40	31	95	16	19	35	23	28	51	0	86	9
7/14	at Minnesota	11-14	W	20	18	38	15	28	43	7	81	19	19	38	22	14	36	8	74	7
7/17	at Dallas	11-15	L	20	26	46	24	23	47	6	93	27	27	54	18	29	47	16	101	-8
8/16	Phoenix	12-15	W	33	21	54	19	25	44	28	98	16	21	37	28	24	52	1	89	9
8/18	Seattle	13-15	W	13	22	35	24	33	57	19	92	17	17	34	24	17	41	7	75	17
8/24	at Minnesota	13-16	L	16	28	44	16	20	36	2	80	29	16	45	22	23	45	15	90	-10
8/26	at Atlanta	14-16	W	22	30	52	18	14	32	18	84	17	21	38	21	20	41	0	79	5
8/28	Connecticut	15-16	W	33	18	51	18	15	33	9	84	26	16	42	24	14	38	6	80	4
8/30	at Chicago	16-16	W	23	24	47	31	22	53	27	100	26	16	42	22	17	39	13	81	19
9/1	at Dallas	17-16	W	19	26	45	25	30	55	8	100	23	23	46	28	19	47	9	93	7
9/4	Los Angeles	18-16	W	23	24	47	22	24	46	9	93	19	29	48	17	21	38	6	86	7
9/6	Minnesota	18-17	L	27	23	50	12	26	38	11	88	19	26	45	29	25	54	13	99	-11
9/8	Atlanta	--		--	--	--	--	--	--	--	--	--	--	--	--	--	--	--	--	--
9/11	Las Vegas	--		--	--	--	--	--	--	--	--	--	--	--	--	--	--	--	--	--
9/13	Las Vegas	--		--	--	--	--	--	--	--	--	--	--	--	--	--	--	--	--	--
9/15	Dallas	--		--	--	--	--	--	--	--	--	--	--	--	--	--	--	--	--	--
9/19	at Washington	--		--	--	--	--	--	--	--	--	--	--	--	--	--	--	--	--	--
	2024 TOTALS	18-17	--	765	729	1,494	720	731	1,451	--	2,945	815	739	1,554	747	740	1,487	--	3,041	-96
	AVG/GAME	--	--	21.9	20.8	42.7	20.6	20.9	41.5	9.7	84.1	23.3	21.1	44.4	21.3	21.1	42.5	12.7	86.9	-2.7



MISCELLANEOUS SCORING BREAKDOWN

2024 GAME NOTES



			FEVER											OPPONENTS										
			BENCH		INTHE		SECOND		FAST		POINTS			BENCH		INTHE		SECOND		FAST		POINTS		
DATE	OPPONENT	W/L	PTS	AVG	PAINT	AVG	CHANCE	AVG	BREAK	AVG	OFFTO	AVG	PTS	AVG	PAINT	AVG	CHANCE	AVG	BREAK	AVG	OFFTO	AVG		
5/14	at Connecticut	L	21	21.0	30	30.0	6	6.0	14	14.0	14	14.0	19	19.0	32	32.0	15	15.0	10	10.0	29	29.0		
5/16	New York	L	26	23.5	28	29.0	5	5.5	2	8.0	10	12.0	22	20.5	48	40.0	29	22.0	16	13.0	21	25.0		
5/18	at New York	L	11	19.3	38	32.0	16	9.0	2	6.0	16	13.3	18	19.7	32	37.3	8	17.3	28	18.0	16	22.0		
5/20	Connecticut	L	25	20.8	48	36.0	20	11.8	10	7.0	13	13.3	4	15.8	42	38.5	24	19.0	11	16.3	22	22.0		
5/22	at Seattle	L	20	20.6	50	38.8	18	13.0	9	7.4	6	11.8	12	15.0	46	40.0	21	19.4	7	14.4	11	19.8		
5/24	at Los Angeles	W	20	20.5	38	38.7	13	13.0	14	8.5	19	13.0	29	17.3	36	39.3	4	16.8	4	12.7	16	19.2		
5/25	at Las Vegas	L	28	21.6	34	38.0	9	12.4	9	8.6	6	12.0	20	17.7	28	37.7	14	16.4	19	13.6	10	17.9		
5/28	Los Angeles	L	9	20.0	26	36.5	17	13.0	11	8.9	24	13.5	31	19.4	22	35.8	12	15.9	12	13.4	20	18.1		
5/30	Seattle	L	18	19.8	34	36.2	13	13.0	12	9.2	7	12.8	26	20.1	56	38.0	8	15.0	17	13.8	22	18.6		
6/1	Chicago	W	5	18.3	38	36.4	7	12.4	11	9.4	14	12.9	33	21.4	34	37.6	13	14.8	11	13.5	17	18.4		
6/2	at New York	L	16	18.1	32	36.0	7	11.9	13	9.7	14	13.0	28	22.0	44	38.2	11	14.5	15	13.6	13	17.9		
6/7	at Washington	W	10	17.4	24	35.0	4	11.3	16	10.3	19	13.5	18	21.7	30	37.5	10	14.1	3	12.8	20	18.1		
6/10	at Connecticut	L	32	18.5	28	34.5	14	11.5	9	10.2	8	13.1	21	21.6	36	37.4	12	13.9	15	12.9	18	18.1		
6/13	Atlanta	W	17	18.4	42	35.0	11	11.4	11	10.2	20	13.6	30	22.2	30	36.9	12	13.8	2	12.1	9	17.4		
6/16	Chicago	W	17	18.3	50	36.0	7	11.1	12	10.3	3	12.9	20	22.1	44	37.3	14	13.8	17	12.5	16	17.3		
6/19	Washington	W	11	17.9	38	36.1	8	10.9	9	10.3	20	13.3	14	21.6	26	36.6	12	13.7	12	12.4	10	16.9		
6/21	at Atlanta	W	19	17.9	48	36.8	9	10.8	8	10.1	9	13.1	19	21.4	26	36.0	8	13.4	8	12.2	15	16.8		
6/23	at Chicago	L	7	17.3	28	36.3	5	10.5	3	9.7	17	13.3	14	21.0	48	36.7	7	13.0	9	12.0	12	16.5		
6/27	at Seattle	L	25	17.7	40	36.5	8	10.4	4	9.4	7	12.9	9	20.4	38	36.7	9	12.8	17	12.3	27	17.1		
6/30	at Phoenix	W	21	17.9	34	36.4	8	10.3	20	10.0	19	13.3	8	19.8	30	36.4	8	12.6	5	11.9	15	17.0		
7/2	at Las Vegas	L	6	17.3	38	36.5	21	10.8	8	9.9	6	12.9	5	19.0	32	36.2	12	12.5	11	11.9	19	17.0		
7/6	New York	W	15	17.2	42	36.7	7	10.6	9	9.8	12	12.9	14	18.8	30	35.9	15	12.6	14	12.0	17	17.0		
7/10	Washington	L	21	17.4	42	37.0	4	10.3	26	10.5	21	13.2	35	19.5	38	36.0	13	12.7	9	11.8	23	17.3		
7/12	Phoenix	W	6	16.9	60	37.9	10	10.3	6	10.3	11	13.1	11	19.2	28	35.7	13	12.7	2	11.4	22	17.5		
7/14	at Minnesota	W	7	16.5	40	38.0	14	10.4	0	9.9	15	13.2	10	18.8	20	35.0	17	12.8	9	11.3	17	17.5		
7/17	at Dallas	L	12	16.3	62	38.9	11	10.5	14	10.1	17	13.3	15	18.7	50	35.6	11	12.8	22	11.7	28	17.9		
8/16	Phoenix	W	11	16.1	34	38.7	17	10.7	7	10.0	11	13.3	6	18.2	10	34.7	8	12.6	8	11.6	14	17.7		
8/18	Seattle	W	30	16.6	32	38.5	10	10.7	13	10.1	17	13.4	7	17.8	30	34.5	4	12.3	9	11.5	12	17.5		
8/24	at Minnesota	L	24	16.9	44	38.7	9	10.6	4	9.9	14	13.4	14	17.7	30	34.3	14	12.3	6	11.3	16	17.5		
8/26	at Atlanta	W	15	16.8	34	38.5	16	10.8	11	9.9	11	13.3	11	17.4	28	34.1	11	12.3	6	11.1	16	17.4		
8/28	Connecticut	W	5	16.5	28	38.2	10	10.8	5	9.7	21	13.6	20	17.5	38	34.3	11	12.3	25	11.6	20	17.5		
8/30	at Chicago	W	14	16.4	28	37.9	7	10.7	17	10.0	25	13.9	12	17.3	30	34.1	12	12.3	10	11.5	5	17.1		
9/1	at Dallas	W	9	16.2	38	37.9	9	10.6	13	10.1	7	13.7	3	16.9	24	33.8	14	12.3	14	11.6	24	17.3		
9/4	Los Angeles	W	10	16.0	46	38.1	14	10.7	9	10.0	16	13.8	32	17.4	40	34.0	6	12.1	13	11.6	19	17.4		
9/6	Minnesota	L	10	15.8	34	38.0	12	10.7	17	10.2	10	13.7	26	17.6	34	34.0	17	12.3	6	11.5	15	17.3		
9/8	Atlanta	--	--	--	--	--	--	--	--	--	--	--	--	--	--	--	--	--	--	--	--	--		
9/11	Las Vegas	--	--	--	--	--	--	--	--	--	--	--	--	--	--	--	--	--	--	--	--	--		
9/13	Las Vegas	--	--	--	--	--	--	--	--	--	--	--	--	--	--	--	--	--	--	--	--	--		
9/15	Dallas	--	--	--	--	--	--	--	--	--	--	--	--	--	--	--	--	--	--	--	--	--		
9/19	at Washington	--	--	--	--	--	--	--	--	--	--	--	--	--	--	--	--	--	--	--	--	--		
	2024 TOTALS	18-17	553	15.8	1,330	38.0	376	10.7	358	10.2	479	13.7	616	17.6	1,190	34.0	429	12.3	402	11.5	606	17.3		





PLAYER	GP-GS	MIN	MPG	FG-ATT	FG%	3FG-ATT	3FG%	FT-FTA	FT%	OFF	DEF	TOT/AVG	AST	APG	PF-D	STL	SPG	TO	BLK	BPG	PTS	AVG
Mitchell	35-33	1,130	32.3	243-528	.460	94-238	.395	88-104	.846	27	65	92/2.6	67	1.9	59-94	24	0.69	54	7	0.20	668	19.1
Clark	35-35	1,243	35.5	210-496	.423	107-307	.349	139-154	.903	13	191	204/5.8	294	8.4	100-147	48	1.37	195	27	0.77	666	19.0
Boston	35-35	1,088	31.1	206-395	.522	7-23	.304	66-94	.702	102	213	315/9.0	106	3.0	114-100	32	0.91	72	47	1.34	485	13.9
Smith	35-32	889	25.4	151-318	.475	14-45	.311	64-108	.593	65	193	258/7.4	39	1.1	96-100	26	0.74	51	34	0.97	380	10.9
Hull	29-6	515	17.8	52-116	.448	28-60	.467	25-31	.806	28	40	68/2.3	27	0.9	68-37	16	0.55	22	10	0.34	157	5.4
Samuelson	33-15	627	19.0	48-135	.356	31-95	.326	22-23	.957	15	63	78/2.4	46	1.4	51-25	10	0.30	17	8	0.24	149	4.5
Wheeler	34-2	482	14.2	52-126	.413	12-43	.279	9-11	.818	7	43	50/1.5	59	1.7	39-20	16	0.47	32	4	0.12	125	3.7
Fagbenle	17-2	323	19.0	43-89	.483	1-10	.100	19-21	.905	27	57	84/4.9	16	0.9	57-28	10	0.59	18	12	0.71	106	6.2
Wallace	24-15	418	17.4	41-108	.380	14-53	.264	10-16	.625	10	34	44/1.8	44	1.8	28-21	17	0.71	15	6	0.25	106	4.4
Dantas	15-0	160	10.6	27-58	.466	8-24	.333	6-8	.750	4	27	31/2.1	7	0.5	14-7	4	0.27	11	4	0.27	68	4.5
Berger	10-0	91	9.1	9-22	.409	2-5	.400	9-14	.643	3	9	12/1.2	6	0.6	12-10	4	0.40	8	0	0.00	29	2.9
Saxton	8-0	17	2.2	1-6	.167	0-3	.000	1-2	.500	0	1	1/0.1	0	0.0	3-1	0	0.00	1	0	0.00	3	0.4
Taylor	5-0	16	3.2	1-1	1.000	0-0	.000	1-2	.500	0	1	1/0.2	1	0.2	1-2	0	0.00	1	1	0.20	3	0.6
FEVER	35	6,994	199.8	1,084-2,398	.452	318-906	.351	459-588	.781	301	937	1,238/35.4	712	20.3	642-592	207	5.91	497	160	4.57	2,945	84.1
OPPONENTS	35	6,994	199.8	1,073-2,444	.439	318-885	.359	577-720	.801	285	891	1,176/33.6	745	21.3	592-642	272	7.77	413	132	3.77	3,041	86.9
PLAYER	GP-GS	MIN	MPG	FG-ATT	FG%	3FG-ATT	3FG%	FT-FTA	FT%	OFF	DEF	TOT/AVG	AST	APG	PF-D	STL	SPG	TO	BLK	BPG	PTS	AVG
Gray	34-34	1,120	32.9	178-433	.411	59-169	.349	121-157	.771	31	111	142/4.2	87	2.6	82-131	34	1.00	60	23	0.68	536	15.8
Charles	33-33	969	29.4	208-440	.473	11-37	.297	65-85	.765	78	231	309/9.4	76	2.3	84-73	30	0.91	51	18	0.55	492	14.9
Howard	24-23	798	33.3	134-357	.375	67-198	.338	81-105	.771	17	92	109/4.5	75	3.1	50-103	39	1.63	38	15	0.63	416	17.3
Parker-Tyus	25-11	492	19.7	83-187	.444	3-14	.214	62-70	.886	31	90	121/4.8	37	1.5	60-62	21	0.84	52	9	0.36	231	9.2
Hillmon	34-13	687	20.2	70-126	.556	1-2	.500	37-47	.787	54	101	155/4.6	46	1.4	37-44	19	0.56	28	10	0.29	178	5.2
Powers	17-2	304	17.9	49-138	.355	14-36	.389	34-43	.791	15	41	56/3.3	24	1.4	35-38	16	0.94	18	4	0.24	146	8.6
Jones	34-24	668	19.6	55-138	.399	6-27	.222	27-40	.675	10	70	80/2.4	79	2.3	75-28	11	0.32	63	10	0.29	143	4.2
Canada	14-12	427	30.5	44-112	.393	11-39	.282	42-54	.778	6	41	47/3.4	89	6.4	38-50	23	1.64	34	3	0.21	141	10.1
Coffey	34-11	488	14.4	42-135	.311	17-64	.266	15-19	.789	16	67	83/2.4	44	1.3	44-18	11	0.32	32	24	0.71	116	3.4
Caldwell	19-6	335	17.6	41-99	.414	11-40	.275	8-11	.727	18	20	38/2.0	22	1.2	23-10	14	0.74	21	5	0.26	101	5.3
Dangerfield	15-0	211	14.0	15-54	.278	5-23	.217	11-11	1.000	1	15	16/1.1	26	1.7	13-8	4	0.27	9	3	0.20	46	3.1
Henderson	6-0	105	17.5	10-29	.345	1-10	.100	3-7	.429	0	12	12/2.0	15	2.5	5-6	2	0.33	10	1	0.17	24	4.0
Cubaj	22-1	151	6.9	9-24	.375	0-0	.000	2-3	.667	15	14	29/1.3	10	0.5	20-5	4	0.18	9	2	0.09	20	0.9
Amihere	15-0	70	4.7	6-24	.250	0-0	.000	5-15	.333	12	14	26/1.7	3	0.2	7-11	2	0.13	6	3	0.20	17	1.1
DREAM	34	6,818	200.5	944-2,296	.411	206-659	.313	513-667	.769	304	919	1,223/36.0	633	18.6	573-587	230	6.76	431	130	3.82	2,607	76.7
OPPONENTS	34	6,818	200.5	989-2,323	.426	269-792	.340	481-600	.802	260	934	1,194/35.1	696	20.5	587-573	240	7.06	409	139	4.09	2,728	80.2



TEAM BREAKDOWN AND PLAYER HIGHS

2024 GAME NOTES



PLAYER	MIN	FG	ATT	3FG	ATT	FT	FTA	OR	DR	TOT	AST	PF	PFD	STL	TO	BLK	PTS
Grace Berger	22.8 May. 30 vs. SEA	2(3) Jun. 2 at NYL	7 Jun. 2 at NYL	1(2) Jun. 10 at CON	2 Jun. 10 at CON	4C May. 30 vs. SEA	4(2) May. 30 vs. SEA	2C Jun. 2 at NYL	2(3) Jun. 2 at NYL	4 Jun. 2 at NYL	2(2) Jun. 2 at NYL	3(4) Jun. 2 at NYL	4C May. 30 vs. SEA	1(4) Jun. 10 at CON	2(3) Jun. 10 at CON	--	7 May. 16 vs. NYL
Aliyah Boston	38.2 Aug. 28 vs. CON	12C Jun. 13 vs. ATL	21 Jun. 13 vs. ATL	2C May. 28 vs. LAS	2C(6) Sep. 6 vs. MIN	5(3) Jul. 17 at DAL	7 Jul. 17 at DAL	8C Jul. 12 vs. PHO	13C Aug. 18 vs. SEA	16C Jul. 14 at MIN	8C(2) Aug. 28 vs. CON	5(10) Sep. 1 at DAL	6(3) Sep. 4 vs. LAS	4C Aug. 28 vs. CON	6C May. 20 vs. CON	5C Jun. 16 vs. CHI	28C Jul. 17 at DAL
Caitlin Clark	40.0C(2) Sep. 4 vs. LAS	10C(2) Sep. 1 at DAL	21C Sep. 6 vs. MIN	7C Jun. 7 at WAS	13C Jun. 7 at WAS	13C May. 28 vs. LAS	15C May. 28 vs. LAS	2C May. 18 at NYL	12C Jul. 6 vs. NYL	12C(2) Jul. 6 vs. NYL	19C Jul. 17 at DAL	5C(5) Jul. 10 vs. WAS	9C Jun. 7 at WAS	5C Jul. 10 vs. WAS	10C May. 14 at CON	3C(2) Jul. 10 vs. WAS	31C Aug. 30 at CHI
Damiris Dantas	19.5 Aug. 18 vs. SEA	4(2) Aug. 26 at ATL	10 Aug. 24 at MIN	3 Aug. 26 at ATL	5 Aug. 24 at MIN	2(2) Sep. 1 at DAL	2(4) Sep. 4 vs. LAS	1(4) Aug. 24 at MIN	5 Aug. 16 vs. PHO	5(2) Aug. 18 vs. SEA	2(3) Aug. 30 at CHI	3 Sep. 4 vs. LAS	2(2) Sep. 4 vs. LAS	3 Sep. 1 at DAL	2(3) Sep. 4 vs. LAS	1(4) Sep. 1 at DAL	11 Aug. 26 at ATL
Temi Fagbenle	31.6C May. 28 vs. LAS	6 May. 24 at LAS	12C May. 24 at LAS	1C May. 24 at LAS	3C May. 24 at LAS	5C May. 25 at LVA	5C May. 25 at LVA	4C May. 20 vs. CON	6C(2) May. 25 at LVA	10C May. 20 vs. CON	3 May. 24 at LAS	6C(2) May. 28 vs. LAS	5C May. 25 at LVA	3C May. 16 vs. NYL	3(2) May. 22 at SEA	3C May. 22 at SEA	17C May. 24 at LAS
Lexie Hull	32.2 Sep. 1 at DAL	8C Aug. 18 vs. SEA	10 Aug. 18 vs. SEA	6C Aug. 18 vs. SEA	7C Aug. 18 vs. SEA	4 Jul. 12 vs. PHO	4(3) Aug. 28 vs. CON	6C Aug. 28 vs. CON	6C Sep. 6 vs. MIN	9C Sep. 6 vs. MIN	4C Sep. 1 at DAL	6C(2) Sep. 6 vs. MIN	4(2) Jun. 16 vs. CHI	3 Jul. 10 vs. WAS	4C Jul. 12 vs. PHO	2C Sep. 1 at DAL	22C Aug. 18 vs. SEA
Kelsey Mitchell	38.2 Jun. 19 vs. WAS	12 Sep. 1 at DAL	23C Aug. 26 at ATL	6 Aug. 16 vs. PHO	13C Aug. 16 vs. PHO	7(2) Sep. 1 at DAL	8 Sep. 1 at DAL	3 Jun. 27 at SEA	6C Aug. 26 at ATL	7C Aug. 26 at ATL	5 May. 20 vs. CON	4(3) Jul. 12 vs. PHO	6(3) Sep. 1 at DAL	3(2) Aug. 18 vs. SEA	4(2) Sep. 6 vs. MIN	2C Aug. 28 vs. CON	36 Sep. 1 at DAL
Katie Lou Samuelson	32.8 Jul. 10 vs. WAS	4(2) May. 30 vs. SEA	9 May. 18 at NYL	4C May. 30 vs. SEA	6(4) Jul. 17 at DAL	5C Jun. 21 at ATL	5 Jun. 21 at ATL	3C(2) Aug. 18 vs. SEA	9C Jul. 10 vs. WAS	9C Jul. 10 vs. WAS	4(2) Jul. 14 at MIN	5C Jul. 10 vs. WAS	3(4) Jun. 21 at ATL	2(2) Aug. 16 vs. PHO	4 Jul. 2 at LVA	2 Jun. 16 vs. CHI	12 May. 30 vs. SEA
Victoria Saxton	3.3 May. 16 vs. NYL	1 Jun. 2 at NYL	2(2) Aug. 30 at CHI	-- Aug. 30 at CHI	2C Aug. 30 at CHI	1 Jun. 10 at CON	2 Jun. 10 at CON	-- May. 25 at LVA	1 May. 25 at LVA	1 May. 25 at LVA	-- Aug. 30 at CHI	2C Aug. 30 at CHI	1 Jun. 10 at CON	-- May. 16 vs. NYL	1 May. 16 vs. NYL	-- Jun. 2 at NYL	2 Jun. 2 at NYL
NaLyssa Smith	34.8 Jul. 12 vs. PHO	10 Jun. 21 at ATL	17 Jun. 21 at ATL	2 Jun. 1 vs. CHI	4 Jun. 1 vs. CHI	6(2) May. 30 vs. SEA	7(3) Jul. 2 at LVA	6 May. 22 at SEA	11(2) Jul. 2 at LVA	15 Jun. 30 at PHO	3(4) Jul. 14 at MIN	5C(4) Aug. 28 vs. CON	6(3) Jun. 16 vs. CHI	2C(5) Sep. 1 at DAL	4(3) Aug. 28 vs. CON	3C(2) Sep. 4 vs. LAS	23 May. 30 vs. SEA
Celeste Taylor	6.9 Jun. 10 at CON	1 Jun. 10 at CON	1 Jun. 10 at CON	-- Jun. 10 at CON	-- Jun. 10 at CON	1 Jun. 10 at CON	2T Jun. 10 at CON	-- Jun. 21 at ATL	1 Jun. 21 at ATL	1 Jun. 21 at ATL	1 May. 25 at LVA	1 May. 25 at LVA	2 Jun. 10 at CON	-- Jun. 10 at CON	1 May. 25 at LVA	1T Jun. 10 at CON	3 Jun. 10 at CON
Kristy Wallace	32.9 Jun. 7 at WAS	4(3) Jun. 23 at CHI	9 May. 28 vs. LAS	3 Jun. 7 at WAS	7 Jun. 7 at WAS	3 Jun. 30 at PHO	4(2) Jun. 30 at PHO	2 Jun. 27 at SEA	4 May. 14 at CON	4(2) May. 22 at SEA	5(2) Jun. 16 vs. CHI	3(3) Jun. 23 at CHI	3(3) Jun. 30 at PHO	4C May. 28 vs. LAS	2(5) Jul. 10 vs. WAS	2C Jun. 13 vs. ATL	10 Jun. 1 vs. CHI
Erica Wheeler	24.5 May. 16 vs. NYL	5 Jun. 27 at SEA	9(3) Jun. 19 vs. WAS	3 Jun. 27 at SEA	5 Jun. 2 at NYL	2(3) Jun. 30 at PHO	2(5) Sep. 4 vs. LAS	2 Jun. 2 at NYL	4 May. 20 vs. CON	5 May. 20 vs. CON	5(2) Jun. 21 at ATL	3(3) Jun. 23 at CHI	3(2) Jun. 27 at SEA	2(4) Jun. 30 at PHO	3(4) Jun. 27 at SEA	1(4) Aug. 30 at CHI	15 Jun. 27 at SEA
Fever High Games	200.0(35) Sep. 6 vs. MIN	39 Jul. 12 vs. PHO	81 Jul. 12 vs. PHO	16 Jun. 7 at WAS	36 Aug. 16 vs. PHO	24 Jun. 30 at PHO	31 Jun. 30 at PHO	15(2) Aug. 24 at MIN	34(2) Aug. 18 vs. SEA	54 Jul. 12 vs. PHO	28 Jun. 23 at CHI	26 May. 28 vs. LAS	25 Jun. 30 at PHO	12 May. 28 vs. LAS	25 May. 14 at CON	11 Jun. 16 vs. CHI	100(2) Sep. 1 at DAL
Fever Low Games	200.0(35) Sep. 6 vs. MIN	22 May. 16 vs. NYL	50 May. 14 at CON	5 May. 16 vs. NYL	18 Jun. 16 vs. CHI	5 May. 18 at NYL	6 May. 18 at NYL	1 Jun. 23 at CHI	19(4) Jun. 10 at CON	31 May. 14 at CON	13 May. 16 vs. NYL	11 Jul. 14 at MIN	11 Jul. 6 vs. NYL	1 Jun. 16 vs. CHI	9 Jun. 23 at CHI	1(2) Aug. 24 at MIN	66 May. 16 vs. NYL
Opponents High Games	200.0(35) Sep. 6 vs. MIN	42 May. 30 vs. SEA	82 May. 22 at SEA	15 May. 18 at NYL	42 Jul. 6 vs. NYL	31 Jun. 21 at ATL	35 Jun. 21 at ATL	17 May. 22 at SEA	33 Jun. 2 at NYL	56 Aug. 30 at CHI	30 Jun. 2 at NYL	25 Jun. 30 at PHO	26 May. 28 vs. LAS	14(2) Aug. 28 vs. CON	20 May. 18 at NYL	9 May. 22 at SEA	104 Jun. 2 at NYL
Opponents Low Games	200.0(35) Sep. 6 vs. MIN	22 Jun. 21 at ATL	53 May. 28 vs. LAS	2 Jun. 1 vs. CHI	12(2) Jun. 16 vs. CHI	8 Jun. 7 at WAS	10 Jul. 14 at MIN	3(2) Aug. 16 vs. PHO	18 May. 20 vs. CON	32 Jun. 27 at SEA	15(3) Aug. 18 vs. SEA	11 Jul. 6 vs. NYL	11 Jul. 14 at MIN	4 Jun. 23 at CHI	5 Jun. 16 vs. CHI	1(7) Aug. 30 at CHI	70 Jun. 1 vs. CHI

"C" INDICATES A NEW CAREER-HIGH, "T" A TIED CAREER-HIGH.

NUMBERS IN PARENTHESES INDICATE THE NUMBER OF GAMES IN WHICH A PLAYER OR TEAM HAS REACHED A GIVEN TOTAL (IF MORE THAN ONE).



	INDIANA FEVER		OPPONENTS	
Points	36	Kelsey Mitchell at DAL 09/01/2024	36	Kahleah Copper vs. PHO 07/12/2024
Points in a Quarter	15	Caitlin Clark (4th) vs. WAS 07/10/2024	20	Kahleah Copper (4th) vs. PHO 07/12/2024
Points in a Half	22	Caitlin Clark (2nd) vs. WAS 07/10/2024	24	Arike Ogunbowale (1st) at DAL 09/01/2024
Field Goals	12	Kelsey Mitchell at DAL 09/01/2024	13	Tina Charles at ATL 08/26/2024
	12	Aliyah Boston vs. ATL 06/13/2024	13	A'ja Wilson at LVA 07/02/2024
Field Goal Attempts	23	Kelsey Mitchell at ATL 08/26/2024	25	Arike Ogunbowale at DAL 09/01/2024
			25	Kahleah Copper vs. PHO 07/12/2024
Field Goal Percentage	1.000	Aliyah Boston (5-5) at ATL 06/21/2024	1.000	Kalani Brown (6-6) at DAL 07/17/2024
3-PT Field Goal	7	Caitlin Clark at WAS 06/07/2024	9	Arike Ogunbowale at DAL 09/01/2024
3-PT FG Attempts	13	Kelsey Mitchell vs. PHO 08/16/2024	16	Arike Ogunbowale at DAL 09/01/2024
	13	Caitlin Clark at WAS 06/07/2024		
3-PT FG Percentage	1.000	Lexie Hull (2-2) vs. MIN 09/06/2024	1.000	Lindsay Allen (3-3) at CHI 08/30/2024
	1.000	Aliyah Boston (2-2) vs. LAS 05/28/2024		
	1.000	Katie Lou Samuelson (2-2) vs. NYL 05/16/2024		
Free Throws	13	Caitlin Clark vs. LAS 05/28/2024	18	Kahleah Copper vs. PHO 08/16/2024
Free Throw Attempts	15	Caitlin Clark vs. LAS 05/28/2024	19	Kahleah Copper vs. PHO 08/16/2024
Free Throw Percentage	1.000	Kelsey Mitchell (7-7) vs. ATL 06/13/2024	1.000	Jewell Loyd (8-8) at SEA 06/27/2024
			1.000	Breanna Stewart (8-8) at NYL 05/18/2024
Offensive Rebounds	8	Aliyah Boston vs. PHO 07/12/2024	8	Angel Reese vs. CHI 06/01/2024
Defensive Rebounds	13	Aliyah Boston vs. SEA 08/18/2024	13	Angel Reese at CHI 06/23/2024
			13	Alyssa Thomas at CON 06/10/2024
			13	A'ja Wilson at LVA 05/25/2024
Total Rebounds	16	Aliyah Boston at MIN 07/14/2024	18	Alyssa Thomas at CON 06/10/2024
Assists	19	Caitlin Clark at DAL 07/17/2024	13	Alyssa Thomas at CON 05/14/2024
Steals	5	Caitlin Clark vs. WAS 07/10/2024	6	DiJonai Carrington vs. CON 08/28/2024
Blocks	5	Aliyah Boston vs. CHI 06/16/2024	5	Ezi Magbegor vs. SEA 08/18/2024
			5	A'ja Wilson at LVA 07/02/2024
Minutes	40:00	Caitlin Clark vs. LAS 09/04/2024	40:00	Dearica Hamby vs. LAS 05/28/2024
	40:00	Caitlin Clark at DAL 07/17/2024	40:00	Alyssa Thomas vs. CON 05/20/2024
Points in Paint	24	Aliyah Boston vs. ATL 06/13/2024	22	Tina Charles at ATL 08/26/2024
Second Chance Points	9	Kelsey Mitchell at LVA 07/02/2024	12	Breanna Stewart vs. NYL 05/16/2024
Fast Break Points	9	Kelsey Mitchell at DAL 09/01/2024	11	Alyssa Thomas vs. CON 08/28/2024
	9	Kelsey Mitchell at ATL 08/26/2024		
	9	Caitlin Clark vs. WAS 07/10/2024		



FEVER HIGHS	FEVER LOWS	CATEGORY	OPPONENTS HIGHS	OPPONENTS LOWS
100 (2) at DAL 09/01/2024	66 vs. NYL 05/16/2024	Points	104 at NYL 06/02/2024	70 vs. CHI 06/01/2024
35 at ATL 06/21/2024	13 (3) vs. SEA 08/18/2024	Points/1st Qtr.	33 at NYL 05/18/2024	14 vs. CHI 06/01/2024
30 at ATL 08/26/2024	10 at LVA 05/25/2024	Points/2nd Qtr.	30 at CON 05/14/2024	13 vs. LAS 05/28/2024
59 vs. ATL 06/13/2024	31 vs. NYL 05/16/2024	Points/1st Half	57 at NYL 05/18/2024	33 vs. CHI 06/01/2024
31 at CHI 08/30/2024	12 vs. MIN 09/06/2024	Points/3rd Qtr.	34 vs. SEA 05/30/2024	11 at LAS 05/24/2024
33 vs. SEA 08/18/2024	10 (2) at LVA 07/02/2024	Points/4th Qtr.	35 vs. NYL 05/16/2024	9 at CON 06/10/2024
57 vs. SEA 08/18/2024	31 at NYL 06/02/2024	Points/2nd Half	56 vs. SEA 05/30/2024	28 at LAS 05/24/2024
39 vs. PHO 07/12/2024	22 vs. NYL 05/16/2024	Field Goals	42 vs. SEA 05/30/2024	22 at ATL 06/21/2024
81 vs. PHO 07/12/2024	50 at CON 05/14/2024	Field Goal Attempts	82 at SEA 05/22/2024	53 vs. LAS 05/28/2024
.569 at ATL 06/21/2024	.364 at LVA 07/02/2024	Field Goal Percentage	.576 at NYL 06/02/2024	.338 at ATL 06/21/2024
16 at WAS 06/07/2024	5 vs. NYL 05/16/2024	3-PT Field Goal	15 at NYL 05/18/2024	2 vs. CHI 06/01/2024
36 vs. PHO 08/16/2024	18 vs. CHI 06/16/2024	3-PT FG Attempts	42 vs. NYL 07/06/2024	12 (2) vs. CHI 06/16/2024
.524 at ATL 06/21/2024	.194 vs. PHO 07/12/2024	3-PT FG Percentage	.609 vs. LAS 05/28/2024	.167 vs. CHI 06/01/2024
24 at PHO 06/30/2024	5 at NYL 05/18/2024	Free Throws	31 at ATL 06/21/2024	8 at WAS 06/07/2024
31 at PHO 06/30/2024	6 at NYL 05/18/2024	Free Throw Attempts	35 at ATL 06/21/2024	10 at MIN 07/14/2024
.947 vs. ATL 06/13/2024	.538 at LVA 07/02/2024	Free Throw Percentage	.957 vs. NYL 05/16/2024	.615 at WAS 06/07/2024
15 (2) at MIN 08/24/2024	1 at CHI 06/23/2024	Offensive Rebounds	17 at SEA 05/22/2024	3 (2) vs. PHO 08/16/2024
34 (2) vs. SEA 08/18/2024	19 (4) at CON 06/10/2024	Defensive Rebounds	33 at NYL 06/02/2024	18 vs. CON 05/20/2024
44 (2) at LVA 07/02/2024	25 at CHI 06/23/2024	Total Rebounds	43 vs. CHI 06/01/2024	27 (3) vs. CON 08/28/2024
28 at CHI 06/23/2024	13 vs. NYL 05/16/2024	Assists	30 at NYL 06/02/2024	15 (3) vs. SEA 08/18/2024
12 vs. LAS 05/28/2024	1 vs. CHI 06/16/2024	Steals	14 (2) vs. CON 08/28/2024	4 at CHI 06/23/2024
25 vs. LAS 05/28/2024	10 at MIN 07/14/2024	Team Fouls	24 at PHO 06/30/2024	9 vs. SEA 08/18/2024
26 vs. LAS 05/28/2024	11 at MIN 07/14/2024	Personal Fouls	25 at PHO 06/30/2024	11 vs. NYL 07/06/2024
25 at CON 05/14/2024	9 at CHI 06/23/2024	Turnovers	20 at NYL 05/18/2024	5 vs. CHI 06/16/2024
11 vs. CHI 06/16/2024	1 (2) at MIN 08/24/2024	Blocks	9 at SEA 05/22/2024	1 (7) at CHI 08/30/2024
62 at DAL 07/17/2024	24 at WAS 06/07/2024	Points in Paint	56 vs. SEA 05/30/2024	10 vs. PHO 08/16/2024
21 at LVA 07/02/2024	4 (2) vs. WAS 07/10/2024	Second Chance Points	29 vs. NYL 05/16/2024	4 (2) vs. SEA 08/18/2024
26 vs. WAS 07/10/2024	0 at MIN 07/14/2024	Fast Break Points	28 at NYL 05/18/2024	2 (2) vs. PHO 07/12/2024
31 vs. PHO 07/12/2024	0 (2) at NYL 06/02/2024	Biggest Lead	37 vs. NYL 05/16/2024	0 (4) at ATL 08/26/2024
32 at CON 06/10/2024	5 (2) vs. CON 08/28/2024	Bench Points	35 vs. WAS 07/10/2024	3 at DAL 09/01/2024
25 at CHI 08/30/2024	3 vs. CHI 06/16/2024	Points Off Turnovers	29 at CON 05/14/2024	5 at CHI 08/30/2024



SEASON MISCELLANEOUS STATS

2024 GAME NOTES



FEVER RECORD WHEN...	OVERALL	HOME	ROAD
Outrebounding opponent	13-6	9-2	4-4
Outrebounded by opponent	4-10	1-4	3-6
Tied in Rebounding	1-1	0-0	1-1
Shooting better than opponent	16-4	9-2	7-2
Shooting worse than opponent	2-13	1-4	1-9
Shooting same than opponent	0-0	0-0	0-0
More FTM than opponent	8-2	4-1	4-1
Less FTM than opponent	10-15	6-5	4-10
Same FTM than opponent	0-0	0-0	0-0
More 3FGM than opponent	8-5	4-3	4-2
Less 3FGM than opponent	6-10	4-2	2-8
Same 3FGM than opponent	4-2	2-1	2-1
More assists than opponent	12-3	7-1	5-2
Less assists than opponent	4-13	2-4	2-9
Same assists than opponent	2-1	1-1	1-0
More turnovers than opponent	10-13	6-5	4-8
Less turnovers than opponent	7-4	4-1	3-3
Same turnovers than opponent	1-0	0-0	1-0
Bench outscores opponent bench	7-9	3-2	4-7
Opponent bench outscores IND	10-8	7-4	3-4
Bench scoring equal	1-0	0-0	1-0
Scoring less than 80 points	2-6	1-1	1-5
Scoring between 80-89 points	7-10	3-5	4-5
Scoring between 90-99 points	7-1	6-0	1-1
Scoring between 100-109	2-0	0-0	2-0
Scoring 110 or more points	0-0	0-0	0-0
Opponent scores less than 80	7-0	3-0	4-0
Opponent scores between 80-89	10-8	7-3	3-5
Opponent scores between 90-99	1-5	0-1	1-4
Opponent scores between 100-109	0-4	0-2	0-2
Opponent scores 110 or more	0-0	0-0	0-0

NUMBER OF TIMES RECORDING	POINTS			REB		AST	BLK	STL	DD		TD
	10+	20+	30+	10+	10+	3+	3+	DD			
Grace Berger	--	--	--	--	--	--	--	--	--	--	--
Aliyah Boston	28	6	--	13	--	7	3	12	--	--	--
Caitlin Clark	31	17	3	4	11	2	7	13	2	--	--
Damiris Dantas	1	--	--	--	--	--	1	--	--	--	--
Temi Fagbenle	4	--	--	1	--	1	1	1	--	--	--
Lexie Hull	6	1	--	--	--	--	1	--	--	--	--
Kelsey Mitchell	32	15	1	--	--	--	2	--	--	--	--
Katie Lou Samuelson	4	--	--	--	--	--	--	--	--	--	--
Victoria Saxton	--	--	--	--	--	--	--	--	--	--	--
NaLyssa Smith	25	2	--	8	--	2	--	7	--	--	--
Celeste Taylor	--	--	--	--	--	--	--	--	--	--	--
Kristy Wallace	1	--	--	--	--	--	1	--	--	--	--
Erica Wheeler	1	--	--	--	--	--	--	--	--	--	--

NUMBER OF TIMES LEADING TEAM IN . . . (INCLUDES TIES)							
	PTS	REB	AST	BLK	STL	MIN	
Grace Berger	--	--	--	--	3	--	--
Aliyah Boston	7	16	2	18	6	3	--
Caitlin Clark	15	4	33	10	14	24	--
Damiris Dantas	--	--	--	--	1	--	--
Temi Fagbenle	--	3	--	6	3	--	--
Lexie Hull	--	2	--	3	5	--	--
Kelsey Mitchell	14	--	1	2	5	7	--
Katie Lou Samuelson	--	1	1	3	2	--	--
Victoria Saxton	--	--	--	--	--	--	--
NaLyssa Smith	2	13	--	14	7	1	--
Celeste Taylor	--	--	--	1	--	--	--
Kristy Wallace	--	--	--	3	3	--	--
Erica Wheeler	1	--	--	2	6	--	--

STARTING LINEUPS


LAST USED	GAME	FORWARD	FORWARD	CENTER	GUARD	GUARD	RECORD
5/16	vs. Liberty	K. Samuelson	N. Smith	A. Boston	C. Clark	E. Wheeler	0-2
5/25	at Aces	K. Samuelson	T. Fagbenle	A. Boston	K. Mitchell	C. Clark	0-1
5/28	vs. Sparks	K. Wallace	T. Fagbenle	A. Boston	K. Mitchell	C. Clark	0-1
6/30	at Mercury	K. Wallace	N. Smith	A. Boston	K. Mitchell	C. Clark	8-6
7/10	vs. Mystics	L. Hull	K. Samuelson	A. Boston	K. Mitchell	C. Clark	0-1
8/26	at Dream	K. Samuelson	N. Smith	A. Boston	K. Mitchell	C. Clark	6-5
9/6	vs. Lynx	L. Hull	N. Smith	A. Boston	K. Mitchell	C. Clark	4-1





TEAM TREND	TTL	LAST GAME	TEAM TREND	TTL	LAST GAME	PLAYER TREND	TTL	LAST GAME
<4 Fever w/ 10+ pts	2-9	vs. MIN 9/6/24	Fever shoot 50.0% or better	4-2	@ DAL 9/1/24	Aliyah Boston w/25+ pts	1-1	@ DAL 7/17/24
4+ Fever w/ 10+ pts	16-8	vs. LAS 9/4/24	Opp shoots 50.0% or better	0-5	@ MIN 8/24/24	Aliyah Boston w/20+ pts	4-2	vs. MIN 9/6/24
5+ Fever w/ 10+ pts	4-3	vs. CON 8/28/24	Fever shoot 45.0% or better	12-5	vs. LAS 9/4/24	Aliyah Boston w/15+ pts	9-5	vs. MIN 9/6/24
6+ Fever w/ 10+ pts	0-0		Fever shoot 44.0% or below	3-11	vs. MIN 9/6/24	Aliyah Boston w/10+ pts	15-13	vs. MIN 9/6/24
7+ Fever w/ 10+ pts	0-0		Fever shoot 40.0% or below	1-4	@ LVA 7/2/24	Aliyah Boston w/10+ REB	8-5	vs. LAS 9/4/24
8+ Fever w/ 10+ pts	0-0		Opp shoots 45.0% or better	1-14	vs. MIN 9/6/24	Aliyah Boston w/double-double	7-5	vs. LAS 9/4/24
Fever no 20+ pt scorer	4-5	vs. NYL 7/6/24	Opp shoots 40.0% or below	6-0	@ DAL 9/1/24	Caitlin Clark w/30+ pts	2-1	@ CHI 8/30/24
Opp no 20+ pt scorer	5-0	vs. CON 8/28/24	Fever w/10+ 3-pointers made	8-5	vs. MIN 9/6/24	Caitlin Clark w/20+ pts	8-9	vs. MIN 9/6/24
2+ Fever w/20+ pt scorer	8-4	vs. MIN 9/6/24	Opp w/10+ 3-pointers made	9-7	vs. MIN 9/6/24	Caitlin Clark w/25+ pts	4-3	vs. MIN 9/6/24
2+ Opp w/20+ pt scorer	3-7	@ DAL 9/1/24	Fever w/15+ 3-pointers made	2-0	vs. SEA 8/18/24	Caitlin Clark w/15+ pts	15-12	vs. MIN 9/6/24
3+ Fever w/20+ pt scorer	2-1	vs. MIN 9/6/24	Opp w/15+ 3-pointers made	0-1	@ NYL 5/18/24	Caitlin Clark w/3+ 3FGM	11-10	vs. MIN 9/6/24
3+ Opp w/20+ pt scorer	0-1	@ LVA 5/25/24	Fever 3FG% 40.0% or better	7-5	vs. MIN 9/6/24	Caitlin Clark w/10+ pts	17-14	vs. MIN 9/6/24
Fever w/30+ pt scorer	3-1	@ DAL 9/1/24	Opp 3FG% 40.0% or better	2-10	vs. MIN 9/6/24	Caitlin Clark w/3+ stls	4-3	vs. LAS 9/4/24
Opp w/30+ pt scorer	3-5	@ DAL 9/1/24	Fever FT% 80.0 or better	8-8	vs. MIN 9/6/24	Caitlin Clark w/10+ FTA	2-2	@ CHI 8/30/24
All 5 Starters w/10+ pts	2-0	vs. CON 8/28/24	Opp FT% 80.0 or better	11-11	vs. MIN 9/6/24	Caitlin Clark w/10+ REB	4-0	vs. LAS 9/4/24
Opp 5 Starters w/10+ pts	0-2	@ DAL 7/17/24	Fever FT% below 70.0	4-5	vs. SEA 8/18/24	Caitlin Clark w/15+ asts	0-1	@ DAL 7/17/24
2+ reserves w/10+ pts	0-0		Opp FT% below 70.0	4-2	@ CHI 8/30/24	Caitlin Clark w/10+ asts	7-4	vs. LAS 9/4/24
Opp 2+ reserves w/10+ pts	2-1	vs. LAS 9/4/24	Fever FTM >= Opp FTA	6-2	vs. LAS 9/4/24	Caitlin Clark w/double-double	9-4	vs. LAS 9/4/24
3+ reserves w/10+ pts	0-0		Opp FTM >= Fever FTA	8-11	vs. MIN 9/6/24	Caitlin Clark w/triple-double	2-0	vs. LAS 9/4/24
Opp 3+ reserves w/10+ pts	0-0		Fever FG% >= Opp FG%	16-4	vs. LAS 9/4/24	Lexie Hull w/20+ pts	1-0	vs. SEA 8/18/24
Fever <20 pts. in 1st qtr	4-8	@ DAL 9/1/24	Opp FG% >= Fever FG%	1-12	vs. MIN 9/6/24	Lexie Hull w/15+ pts	2-0	vs. CON 8/28/24
Opp <20 pts. in 1st qtr	10-2	vs. MIN 9/6/24	Fever w/30+ FTA	1-0	@ PHO 6/30/24	Lexie Hull w/10+ pts	3-3	@ CHI 8/30/24
Fever w/30+ pts in 1st qtr	4-0	vs. CON 8/28/24	Opp w/30+ FTA	1-3	@ CHI 6/23/24	Lexie Hull w/3+ stls	0-1	vs. WAS 7/10/24
Opp w/30+ pts in 1st qtr	0-3	@ SEA 6/27/24	Fever w/20+ asts	13-7	@ DAL 9/1/24	Lexie Hull w/3+ 3FGM	3-0	@ CHI 8/30/24
Fever under 50 pts 1st half	12-16	vs. LAS 9/4/24	Opp w/20+ asts	8-15	vs. MIN 9/6/24	Kelsey Mitchell w/30+ pts	1-0	@ DAL 9/1/24
Opp under 50 pts 1st half	18-11	vs. MIN 9/6/24	Fever w/25+ asts	1-2	@ CHI 8/30/24	Kelsey Mitchell w/25+ pts	5-0	@ DAL 9/1/24
Fever 50+ pts 1st half	6-1	vs. MIN 9/6/24	Opp w/25+ asts	1-7	vs. MIN 9/6/24	Kelsey Mitchell w/20+ pts	10-5	vs. MIN 9/6/24
Opp 50+ pts 1st half	0-6	@ DAL 7/17/24	Fever w/30+ asts	0-0		Kelsey Mitchell w/15+ pts	17-11	vs. MIN 9/6/24
Fever 60+ pts in 1st half	0-0		Opp w/30+ asts	0-1	@ NYL 6/2/24	Kelsey Mitchell w/10+ pts	18-14	vs. MIN 9/6/24
Opp 60+ pts in 1st half	0-0		Fever asts >= Opp asts	12-3	vs. LAS 9/4/24	Kelsey Mitchell w/3+ 3FGM	13-7	vs. MIN 9/6/24
Fever lead by 10+ pts	11-2	vs. MIN 9/6/24	Opp asts >= Fever asts	4-13	vs. MIN 9/6/24	Kelsey Mitchell w/3+ stls	2-0	vs. SEA 8/18/24
Opp leads by 10+ pts	4-15	vs. MIN 9/6/24	Fever w/12 or fewer TOs	8-5	@ CHI 8/30/24	Katie Lou Samuelson w/10+ pts	2-2	@ ATL 6/21/24
Games decided by 10+ points	3-11	vs. MIN 9/6/24	Opp w/12 or fewer TOs	11-11	vs. MIN 9/6/24	Katie Lou Samuelson w/3+ 3FGM	2-1	vs. CHI 6/16/24
Games decided by 4-9 points	13-4	vs. LAS 9/4/24	Fever w/20+ TOs	1-3	@ DAL 9/1/24	NaLyssa Smith w/20+ pts	1-1	@ ATL 6/21/24
Games decided by 3 or less points	2-2	@ CHI 6/23/24	Opp w/20+ TOs	0-1	@ NYL 5/18/24	NaLyssa Smith w/15+ pts	3-3	@ ATL 6/21/24
Both teams score 100+ pts	0-0		Fever TO >= Opp TO	10-13	vs. MIN 9/6/24	NaLyssa Smith w/10+ pts	15-10	vs. LAS 9/4/24
Both teams under 100 pts	16-13	vs. MIN 9/6/24	Opp TO >= Fever TO	7-4	@ CHI 8/30/24	NaLyssa Smith w/10+ REB	4-4	@ DAL 7/17/24
Fever score under 100 pts	16-17	vs. MIN 9/6/24	Fever w/50+ REB	4-2	vs. LAS 9/4/24	NaLyssa Smith w/double-double	4-3	@ DAL 7/17/24
Opp scores under 100 pts	18-13	vs. MIN 9/6/24	Opp w/50+ REB	2-0	@ CHI 8/30/24	Kristy Wallace w/10+ pts	1-0	vs. CHI 6/1/24
Fever score 100+ pts	2-0	@ DAL 9/1/24	Fever REB >= Opp REB	13-6	vs. LAS 9/4/24	Erica Wheeler w/15+ pts	0-1	@ SEA 6/27/24
Opp scores 100+ pts	0-4	@ DAL 7/17/24	Opp REB >= Fever REB	4-10	vs. MIN 9/6/24	Erica Wheeler w/10+ pts	0-1	@ SEA 6/27/24
Fever score 110+ pts	0-0		Fever w/10+ more REB than Opp	4-3	vs. LAS 9/4/24	Temi Fagbenle w/10+ pts	2-2	@ PHO 6/30/24
Opp scores 110+ pts	0-0		Opp w/10+ more REB than IND	3-2	@ CHI 8/30/24	Temi Fagbenle w/10+ REB	0-1	vs. CON 5/20/24
Fever tied or lead after the 3rd qtr	14-2	vs. LAS 9/4/24	Fever w/10+ stls	0-1	vs. LAS 5/28/24	Temi Fagbenle w/double-double	0-1	vs. CON 5/20/24
Fever tied or lead at halftime	14-3	vs. MIN 9/6/24	Opp w/10+ stls	1-3	vs. CON 8/28/24			
Fever tied or lead after 1st qtr	12-3	vs. MIN 9/6/24	2+ Fever w/double-double	4-3	vs. LAS 9/4/24			
Fever trailing after the 3rd qtr	4-15	vs. MIN 9/6/24	2+ Opp w/double-double	1-2	@ CHI 6/23/24			
Fever trailing at halftime	4-14	vs. LAS 9/4/24	3+ Fever w/double-double	1-0	vs. PHO 7/12/24			
Fever trailing after 1st qtr	6-14	@ DAL 9/1/24	3+ Opp w/double-double	0-0				
1st game Back-to-Back	2-0	vs. CHI 6/1/24	Fever PTP >= Opp PTP	15-10	vs. LAS 9/4/24			
2nd game Back-to-Back	0-2	@ NYL 6/2/24	Opp PTP >= Fever PTP	3-6	@ CHI 8/30/24			
1st game after a win	9-9	vs. MIN 9/6/24	Fever 2CP >= Opp 2CP	6-5	vs. LAS 9/4/24			
1st game after a loss	9-7	@ ATL 8/26/24	Opp 2CP >= Fever 2CP	11-11	vs. MIN 9/6/24			
On Monday	1-2	@ ATL 8/26/24	Fever FB Pts >= Opp FB Pts	8-4	vs. MIN 9/6/24			
On Tuesday	0-3	@ LVA 7/2/24	Opp FB Pts >= Fever FB Pts	8-13	vs. LAS 9/4/24			
On Wednesday	3-3	vs. LAS 9/4/24	+3 Blocks	14-15	vs. MIN 9/6/24			
On Thursday	1-3	@ SEA 6/27/24	+5 Blocks	10-6	@ DAL 9/1/24			
On Friday	6-1	vs. MIN 9/6/24						
On Saturday	2-3	@ MIN 8/24/24						
On Sunday	5-2	@ DAL 9/1/24						
May	1-8	vs. SEA 5/30/24						
June	7-4	@ PHO 6/30/24						
July	3-3	@ DAL 7/17/24						
August	5-1	@ CHI 8/30/24						
September	2-1	vs. MIN 9/6/24						





34
Grace Berger
Guard
Indiana



7
Aliyah Boston
Forward/Center
South Carolina



22
Caitlin Clark
Guard
Iowa



12
Damiris Dantas
Forward



14
Temi Fagbenle
Center
USC



10
Lexie Hull
Guard
Stanford



0
Kelsey Mitchell
Guard
Ohio State



33
Katie Lou Samuelson
Forward
Connecticut



5
Victoria Saxton
Forward
South Carolina



1
NaLyssa Smith
Forward
Baylor




3
Kristy Wallace
Guard
Baylor



17
Erica Wheeler
Guard
Rutgers




Christie Sides
Head Coach



Karima Christmas-Kelly
Assistant Coach



Jessie Miller
Assistant Coach



Paul Miller
Assistant Coach



Jhared Simpson
Player Development
Coach



Todd Champlin
Athletic Trainer