

CHICAGO SKY (13-25)

AT ATLANTA DREAM (13-25)

Tuesday, September 17, 2024 | 6:30 p.m. CT | Gateway Center Arena (Atlanta, GA)

TV - The U Too, Marquee Sports Network App



LAST GAME STARTERS

PG

#15 LINDSAY ALLEN

5-8

Notre Dame

6 Years

2024 STATS - G/GS 38/26 PTS 6.4 REB 2.0 AST 3.9 STL 0.8 BLK 0.2 FG% 48.0 MIN 23.6

LAST GAME - 9/15 VS. PHX PTS 6 REB 6 AST 7 STL 0 BLK 0 FG% 60.0 MIN 26

NOTES: Made her first start with the Sky on June 16 against the Fever. Recorded a season-high seven assists on June 23. Recorded a then-season-high 16 points on Aug. 17 against Los Angeles and tied it on Aug. 25 vs. Las Vegas. Has led the Sky in assists 19 times this season. Scored a season-high 19 on Aug. 30, scoring 16 in the first half alone. Averaged 12.5 points and 4.8 assists on 52.7% shooting from Aug. 17-30.

SG

#7 CHENNEDY CARTER

5-9

Texas A&M

3 Years

2024 STATS - G/GS 33/20 PTS 17.5 REB 3.5 AST 3.1 STL 1.1 BLK 0.2 FG% 48.7 MIN 26.0

LAST GAME - 9/15 VS. PHX PTS 20 REB 4 AST 4 STL 2 BLK 0 FG% 35.0 MIN 34

NOTES: Approached a triple-double on Sept. 6 against Los Angeles, recording a career-high nine rebounds and season-high seven assists. Scored a season-high 34 points on July 16 against Las Vegas while knocking down a career-high 14 made field goals. Is averaging 20.7 points, 3.9 rebounds and 3.7 assists in 20 games as a starter. Was the WNBA's leading scorer off the bench before being inserted into the starting lineup.

SF

#24 RACHEL BANHAM

5-10

Minnesota

8 Years

2024 STATS - G/GS 35/7 PTS 5.3 REB 1.5 AST 1.1 STL 0.3 BLK 0.2 FG% 34.4 MIN 15.2

LAST GAME - 9/15 VS. PHX PTS 17 REB 5 AST 7 STL 1 BLK 0 FG% 38.5 MIN 36

NOTES: Scored 17 points on Sept. 15 against Phoenix, her most in a Sky uniform so far. She also knocked down five three-pointers, four of which came in the first quarter. Her seven assists and five rebounds were also season highs. Her 2024 season high of 24 points came before her trade to the Sky, a game in which she knocked down eight three-pointers. Recorded 14 points against Los Angeles on Aug. 17.

PF

#12 MICHAELA ONYENWERE

6-0

UCLA

3 Years

2024 STATS - G/GS 32/16 PTS 6.7 REB 1.8 AST 0.9 STL 0.6 BLK 0.3 FG% 42.7 MIN 18.0

LAST GAME - 9/15 VS. PHX PTS 18 REB 9 AST 1 STL 1 BLK 1 FG% 53.8 MIN 40

NOTES: Scored a then-season-high 14 points while making six of her seven field goal attempts on July 13 against New York. Set then-season highs of 15 points, six field goals made and three three-pointers made on Aug. 25 against Las Vegas. Recorded 15 points again on Aug. 28 against Washington. She set her third straight season high on Aug. 30 against Indiana with 20 and is averaging 13.1 points in her last 10 games.

C

#10 KAMILLA CARDOSO

6-7

South Carolina

Rookie

2024 STATS - G/GS 32/29 PTS 9.8 REB 7.9 AST 1.7 STL 0.5 BLK 1.4 FG% 52.1 MIN 27.4

LAST GAME - 9/15 VS. PHX PTS 2 REB 3 AST 0 STL 0 BLK 2 FG% 100.0 MIN 9

NOTES: Had her first career double-double on June 16 with 10 points and 10 rebounds. Recorded a career-high 14 rebounds with 15 points on Aug. 17 against Los Angeles. Recorded a career-high five blocks on Aug. 25 against Las Vegas. Tallied a career-high six assists on Aug. 28 against Washington while notching a 10-point, 11-rebound double-double. Scored a career-high 22 points on Sept. 1 against Minnesota.

GAME STATUS REPORT

Elizabeth Williams - OUT (Knee)
Angel Reese - OUT (Wrist)
Diamond DeShields - OUT (Ankle)
Kamilla Cardoso - QUESTIONABLE (Shoulder)

2024 SCHEDULE & RESULTS

DATE	OPPONENT	TIME	TV	SCORE
05.15	@ DALLAS	7:00 P.M.	THE U	79-87
05.18	@ DALLAS	7:00 P.M.	NBA TV	83-74
05.23	@ NEW YORK	6:00 P.M.	PRIME VIDEO	90-81
05.25	CONNECTICUT	7:00 P.M.	CBSSN	82-86
05.28	SEATTLE	7:00 P.M.	THE U	68-77
05.30	LOS ANGELES	7:00 P.M.	MARQUEE	83-73
06.01	@ INDIANA*	11:00 A.M.	ESPN	70-71
06.04	NEW YORK*	7:00 P.M.	NBA TV	75-88
06.06	@ WASHINGTON*	6:00 P.M.	PRIME VIDEO	79-71
06.08	ATLANTA*	4:00 P.M.	NBA TV	80-89
06.12	CONNECTICUT*	7:00 P.M.	THE U	75-83
06.14	@ WASHINGTON	6:30 P.M.	ION	81-83
06.16	@ INDIANA	11:00 A.M.	CBS	83-91
06.20	DALLAS	11:00 A.M.	MARQUEE	83-72
06.23	INDIANA	3:00 P.M.	ESPN	88-87
06.27	LAS VEGAS	6:00 P.M.	PRIME VIDEO	83-95
06.30	MINNESOTA	2:00 P.M.	ESPN3	62-70
07.02	@ ATLANTA	6:00 P.M.	CBSSN	85-77
07.05	@ SEATTLE	9:00 P.M.	ION	88-84
07.07	@ SEATTLE	5:00 P.M.	MARQUEE	71-84
07.10	ATLANTA	11:00 A.M.	MARQUEE	78-69
07.11	@ NEW YORK	6:00 P.M.	PRIME VIDEO	76-91
07.13	NEW YORK	12:00 P.M.	ABC	67-81
07.16	@ LAS VEGAS	9:00 P.M.	PRIME VIDEO	93-85
08.15	PHOENIX	7:00 P.M.	PRIME VIDEO	65-85
08.17	@ LOS ANGELES	4:00 P.M.	THE U	90-86
08.18	@PHOENIX	8:00 P.M.	MARQUEE	68-86
08.23	@ CONNECTICUT	6:30 P.M.	ION	80-82
08.25	LAS VEGAS	11:00 A.M.	CBS	75-77
08.28	WASHINGTON	7:00 P.M.	MARQUEE	70-74
08.30	INDIANA	6:30 P.M.	ION	81-100
09.01	@ MINNESOTA	2:00 P.M.	THE U	74-79
09.03	@ LAS VEGAS	9:00 P.M.	NBA TV	71-90
09.06	LOS ANGELES	8:30 P.M.	ION	92-78
09.08	DALLAS	5:00 P.M.	THE U	92-77
09.11	WASHINGTON	7:00 P.M.	THE U	58-89
09.13	@ MINNESOTA	6:30 P.M.	ION	66-83
09.15	PHOENIX	5:00 P.M.	MARQUEE	88-93
09.17	@ ATLANTA	6:30 P.M.	THE U	
09.19	@ CONNECTICUT	6:00 P.M.	THE U	

All Times Central | * - Commissioner's Cup
Home Games (in bold) played at Wintrust Arena (Chicago, IL)

MEDIA CONTACTS

Carly Ebisuya
Director, Public Relations and Communications
cebisuya@chicagosky.com

Tristan Tucker
Public Relations Coordinator
ttucker@chicagosky.com
M: (336) 692-3834

Chicago Sky PR
media@chicagosky.com



2024 ROSTER

NUMBER	PLAYER	POSITION	HEIGHT	BIRTHDATE	PRIOR TO WNBA / HOME COUNTRY	YEARS
# 0	Diamond DeShields	G	6-5	08/01/1996	Tennessee/United States	5
# 1	Elizabeth Williams	C/F	6-3	06/23/1993	Duke/United Kingdom	9
# 4	Moriah Jefferson	G	5-6	03/08/1994	Connecticut/United States	7
# 5	Angel Reese	F	6-3	05/06/2002	LSU/United States	R
# 7	Chennedy Carter	G	5-9	11/14/1998	Texas A&M/United States	3
# 10	Kamilla Cardoso	C	6-7	04/30/2001	South Carolina/Brazil	R
# 11	Dana Evans	G	5-6	08/01/1998	Louisville/United States	3
# 12	Michaela Onyenwere	F	6-0	08/10/1999	UCLA/United States	3
# 15	Lindsay Allen	G	5-8	03/20/1995	Notre Dame/United States	6
# 20	Isabelle Harrison	F	6-3	09/27/1993	Tennessee/United States	6
# 21	Brianna Turner	F	6-3	07/05/1996	Notre Dame/United States	5
# 24	Rachel Banham	G	5-10	07/15/1993	Minnesota/United States	8
# 33	Kaela Davis	F	6-2	03/15/1995	South Carolina/United States	5

General Manager Jeff Pagliocca	Head Coach Teresa Weatherspoon	Assistant Coach Sydney Johnson	Assistant Coach Tamera Young	Assistant Coach David Simon
-----------------------------------	-----------------------------------	-----------------------------------	---------------------------------	--------------------------------

PRONUNCIATION GUIDE

Moriah (mor-l-uh) Jefferson	Michaela Onyenwere (Own-yen-weh-ray)
Chennedy (KEN-eh-dee) Carter	Isabelle (IZ-UH-BELLE) Harrison
Kamilla (Kuh-ME-lah) Cardoso (car-DOE-so)	Brianna (BREE-ah-nah) Turner
Dana (day-NUH) Evans	Rachel Banham (BAN-um)

HOW THE 2024 SKY WERE BUILT

DRAFT	FREE AGENCY	TRADE
Kamilla Cardoso - April 15, 2024 (No. 3)	Elizabeth Williams - Feb. 3, 2023	Dana Evans - June 2, 2021 (from DAL)
Angel Reese - April 15, 2024 (No. 8)	Isabelle Harrison - Feb. 4, 2023	Michaela Onyenwere - Feb. 6, 2024 (from PHX)
	Lindsay Allen - Feb. 1, 2024	Brianna Turner - Feb. 6, 2024 (from PHX)
	Diamond DeShields - Feb. 5, 2024	Moriah Jefferson - July 17, 2024 (from CON)
	Chennedy Carter - Feb. 9, 2024	Rachel Banham - July 17, 2024 (from CON)
	Kaela Davis - Sept. 11, 2024	

2024 SKY TRANSACTIONS


Feb. 1: Signed free agent guard Linday Allen ... Feb. 5: Signed free agent guard Diamond DeShields ... Feb. 6: Acquired forward Michaela Onyenwere, forward Brianna Turner, a 2024 first round pick (No. 3 overall), a 2025 second round pick (via Chicago), a 2026 first round pick and the right to swap 2026 second round picks in exchange for guard Kahleah Copper and the rights to Morgan Bertsch ... Feb. 9: Signed free agent guard Chennedy Carter to a training camp contract ... Feb. 21: Acquired a 2024 first round pick (No. 8 overall) in exchange for guard Julie Allemand (via sign and trade), center Li Yueru and a 2025 third round pick ... March 14: Acquired a 2025 second round pick and a 2026 second round pick in exchange for the rights to guard Rebekah Gardner ... April 14: Acquired Nikolina Milic and a 2024 first round pick (No. 7 overall) in exchange for Sika Kone, a 2024 first round pick (No. 8 overall), a 2025 second round pick and the right to swap 2026 first round picks ... April 15: Drafted Kamilla Cardoso in the first round of the 2024 WNBA draft (No. 3 overall) ... Drafted Angel Reese in the first round of the 2024 WNBA draft (No. 8 overall). ... July 17: Acquired guard Moriah Jefferson, guard Rachel Banham, a 2025 first round pick and rights to swap a 2026 first round pick with Connecticut in exchange for Marina Mabrey and a 2025 second round pick. ... Sept. 11: Signed forward Kaela Davis to a hardship contract.



2024 SPOTTER CHART



DIAMOND DESHIELDS
#0 | G | 6'1"



ELIZABETH WILLIAMS
#1 | C/F | 6'3"



MORIAH JEFFERSON
#4 | G | 5'6"



ANGEL REESE
#5 | F | 6'3"




CHENNEDY CARTER
#7 | G | 5'9"



KAMILLA CARDOSO
#10 | C | 6'7"



DANA EVANS
#11 | G | 5'6"



MICHAELA ONYENWERE
#12 | F | 6'0"



LINDSAY ALLEN
#15 | G | 5'8"



ISABELLE HARRISON
#20 | F | 6'3"



BRIANNA TURNER
#21 | F/C | 6'3"



RACHEL BANHAM
#24 | G | 5'10"



KAELA DAVIS
#33 | F | 6'2"



TERESA WEATHERSPOON
Head Coach



SYDNEY JOHNSON
Assistant Coach



TAMERA "TY" YOUNG
Assistant Coach



DAVID SIMON
Assistant Coach



ASHLEY FRAZIER
Dir. of Player Development



MATT REPA
Athletic Trainer




CHANTAL HART
Athletic Trainer



ANN CROSBY
VP of Basketball
Operations, Strength &
Conditioning



JON (CAN) OZBALKAN
Video Coordinator



MAGGIE MALONEY
Basketball Operations
Manager





TERESA WEATHERSPOON

Head Coach

Teresa Weatherspoon was selected No. 10 overall to New York in the WNBA's inaugural draft in 1997. She then spent a legendary eight-year career in the league, with her first seven seasons with New York (1997-2003) and her final year with Los Angeles (2004). She led the Liberty to the first-ever WNBA Finals in 1997 and 1999. Weatherspoon is No. 2 on the Liberty's All-Time Minutes played list (6,842), No. 1 All-Time Assists (1,306) and No. 1 in All-Time Steals (453) for the franchise. She returned to New York as the Liberty's first Director of Player and Franchise Development from 2015 to 2019.

In 2016, she was named to the league's Top-20 best and most influential players in WNBA history. She is a five-time WNBA All-Star Starter (1999-2003), four-time All-WNBA Second Team (1997-2000), two-time WNBA Defensive Player of the Year (1997-98) — the first WNBA player ever to be

named DPOY in 1997 — league leader in Assists and Steals in 1997, WNBA All-Decade Team Honorable Mention (2006) and named to WNBA Top-15 players (2011).

Weatherspoon has been inducted to five Hall of Fames, including the Naismith Memorial Basketball Hall of Fame (2019), Texas Sports Hall of Fame (2020), Louisiana Sports Hall of Fame (2010), Women's Basketball Hall of Fame (2010) and the Louisiana Tech Athletic Hall of Fame (1995).

Internationally, the Pineland, Texas native is also a two-time Olympic Games medalist, earning Gold in 1988 and Bronze in 1992 with Team USA. She also spent six years of playing career in Italy, where she was named a six-time Italian League All-Star (1989-94) and a two-time Russian League Champion (1995-96).

Weatherspoon joins the Sky with well over a decade of coaching experience. She began her coaching career in 2007 as head coach of the Westchester Phantoms of the American Basketball Association.

In 2008, she joined the coaching staff at Louisiana Tech and was promoted to head coach in 2009. She led her alma mater to back-to-back NCAA Tournament appearances (2010-11), a Western Athletic Conference Tournament title (2010) and a WAC regular-season championship (2009, 2011). The two-time All-American tallied a 99-71 record as the Lady Techsters' head coach.

She also led Louisiana Tech to an NCAA Championship as a player in 1988 and is the No. 1 All-Time Assist leader in school history (958). Her No. 11 jersey is now retired at LA Tech. On September 20, 2023, Weatherspoon was one of six LA Tech legends to be honored with a statue at the school.

Most recently, the New Orleans Pelicans hired Weatherspoon as a two-way player development coach in 2019 and stayed on the coaching staff as an assistant until 2023.

WNBA HEAD COACHING RECORD

SEASON	TEAM	RECORD	PCT.	PLAYOFFS	PCT.
2024	CHI	13-25	.342	0-0	-
TOTALS		13-25	.342	0-0	-



SYDNEY JOHNSON

Assistant Coach

The Sky hired Sydney Johnson as assistant coach on Feb. 26. Johnson served as the head coach of USA Basketball's 3x3 U23 World Cup Team in September 2023. He was also head coach of the 3x3 Men's U23 Nations League Team in July 2023. Johnson began his coaching career as an assistant at Georgetown University from 2004-07, where he helped the Hoyas to their first Final Four in 22 years in 2007. In 2007, Johnson led Princeton to an Ivy League Championship. Johnson took over as head coach of Fairfield University in 2011. He recorded the most postseason appearances in school history (four), most postseason victories in school history (three) and tied for the second-most winning seasons (five) in program history.



TAMERA YOUNG

Assistant Coach

The Sky hired Tamera "Ty" Young as assistant coach on April 17. Young returns to the organization after playing nine years in Chicago out of a storied 12-year career in the league as the third-longest tenured player in Sky history. She ranks in the top 10 in Sky history in 10 overall categories: 250 games played (No. 3), 211 steals (No. 4), 1,815 total points (No. 9), 340 assists (No. 7), 286 offensive rebounds (No. 3), 678 defensive rebounds (No. 4), 964 total rebounds (No. 4), 340 assists (No. 7), 724 field goals made (No. 7) and 41.1% field goal percentage (No. 9). Young was previously drafted No. 8 overall by Atlanta in the 2008 WNBA Draft and then played for Las Vegas from 2018-19 after nine seasons in Chicago from 2009-17 and retired from playing in 2019.



DAVID SIMON

Assistant Coach

David Simon rejoins the Sky staff from last season as a player development coach. With over 10 years as a professional player, Simon brings a high level of expertise back to the organization. He entered the NBA draft in 2006 after playing four seasons at Purdue Fort Wayne from 2001-05. He ranks first in Mastodon history in blocked shots with 141, second in blocked shots per game with 1.7 and fourth in total rebounds with 623. The Vernon Hills, Illinois native was the first player in program history to participate in an NBA Summer League and was inducted into the IPFW Athletics Hall of Fame in 2016. He averaged 14.9 points, 7.5 rebounds and 1.4 over four seasons. Simon then excelled professionally overseas in South Korea, Japan, Kazakhstan, France and more.



ATLANTA DREAM

4th Western Conference
10th WNBA
Overall: 13-25
Home: 7-12
Away: 6-13
Conf: 5-13
Streak: W1
Last 5: 2-3

	SKY	DREAM
PPG	78.2	76.7
OPP. PPG	82.3	80.3
FG%	42.5	40.4
3FG%	32.5	30.7
FT%	74.0	77.6
RPG	37.1	36.2
APG	19.2	18.3
TO	13.0	12.6
SPG	7.2	7.1
BPG	3.7	3.7

DATE	LOCATION	W/L	ATL HI PTS	ATL HI REB	CHI HI PTS	CHI HI REB
06.08	CHI	L	T. Charles (22)	T. Charles (7)	A. Reese (13)	A. Reese (13)
07.02	ATL	W	Two players (19)	T. Charles (14)	C. Carter (26)	A. Reese (19)
07.10	CHI	W	A. Gray (20)	C. Parker-Tyus (8)	C. Carter (19)	A. Reese (13)
09.17	ATL					

SERIES HISTORY VS. DREAM

Regular season:

Last Win - July 10, 2024, 78-69

Last Loss - June 8, 2024, 80-89

Home:

Last Win - July 10, 2024, 78-69

Last Loss - June 8, 2024, 80-89

Road:

Last Win - July 2, 2024, 85-77

Last Loss - Aug. 18, 2023, 67-78

Playoffs: 3-1

Preseason: 1-1

Longest winning streak: 4
Longest losing streak: 4
Most points scored, CHI (team): 106
Most points scored, ATL (team): 101
Fewest points scored, ATL (team): 56
Largest margin of victory: 25
Largest margin of defeat: 38
All-time record: 36-25

ALL-TIME GAME BY GAME RESULTS

* PLAYOFF GAME (IN BOLD)
^ GAMES IN 2020 WERE DESIGNATED HOME/AWAY BY WNBA

DATE	H/A	LOCATION	W/L	SCORE	DATE	H/A	LOCATION	W/L	SCORE	DATE	H/A	LOCATION	W/L	SCORE
06.08.24	Home	Chicago, IL	L	80-89	05.22.16	Away	Atlanta, GA	L	81-87	08.23.11	Home	Chicago, IL	L	80-83
07.02.24	Away	Atlanta, GA	W	85-77	06.17.16	Away	Atlanta, GA	L	97-101 (OT)	06.04.10	Away	Atlanta, GA	W	80-70
07.10.24	Home	Chicago, IL			08.26.16	Home	Chicago, IL	W	90-82	06.15.10	Home	Chicago, IL	L	86-93
09.17.24	Away	Atlanta, GA			09.25.16	Home	Chicago, IL*	W	108-98	07.03.10	Away	Atlanta, GA	W	88-82
05.30.23	Away	Atlanta, GA	L	65-83	06.19.15	Away	Atlanta, GA	L	73-74	08.14.10	Home	Chicago, IL	L	74-98
07.07.23	Home	Chicago, IL	L	68-82	06.24.15	Home	Chicago, IL	W	100-96 (OT)	08.17.10	Away	Atlanta, GA	W	84-79
07.09.23	Home	Chicago, IL	L	77-88	07.21.15	Home	Chicago, IL	W	97-92	06.12.09	Home	Chicago, IL	W	81-73
08.18.23	Away	Atlanta, GA	L	67-78	08.29.15	Away	Atlanta, GA	W	98-96	06.23.09	Away	Atlanta, GA	W	99-98 (OT)
06.03.22	Away	Atlanta, GA	W	73-65	05.24.14	Home	Chicago, IL	W	87-73	08.08.09	Away	Atlanta, GA	W	82-80
06.17.22	Home	Chicago, IL	W	106-100 (OT)	06.07.14	Away	Atlanta, GA	L	59-97	06.06.08	Away	Atlanta, GA	W	86-72
07.12.22	Home	Chicago, IL	W	90-75	07.13.14	Away	Atlanta, GA	L	79-81 (OT)	06.07.08	Home	Chicago, IL	W	91-70
05.19.21	Away	Atlanta, GA	W	85-77	07.25.14	Away	Atlanta, GA	W	79-75	07.05.08	Away	Atlanta, GA	L	84-91
05.25.21	Home	Chicago, IL	L	83-90	08.10.14	Home	Chicago, IL	W	80-69	07.13.08	Home	Chicago, IL	W	79-66
08.24.21	Away	Atlanta, GA	W	86-79	08.22.14	Away	Atlanta, GA*	W	80-77					
08.16.20	Away	Bradenton, FL^	W	92-67	08.24.14	Home	Chicago, IL*	L	83-92					
09.09.20	Home	Bradenton, FL^	L	89-97	08.26.14	Away	Atlanta, GA*	W	81-80					
07.17.19	Home	Chicago, IL	W	77-76	06.16.13	Away	Atlanta, GA	L	74-88					
08.03.19	Away	Atlanta, GA	W	87-75	08.24.13	Away	Atlanta, GA	W	67-56					
08.20.19	Away	Atlanta, GA	W	87-83	08.31.13	Home	Chicago, IL	W	85-68					
05.23.18	Home	Chicgao, IL	L	63-81	09.13.13	Home	Chicago, IL	W	87-82					
06.27.18	Home	Chicago, IL	W	93-80	06.02.12	Away	Atlanta, GA	W	94-92 (OT)					
08.03.18	Away	Atlanta, GA	L	74-89	07.01.12	Home	Chicago, IL	W	71-69					
05.19.17	Home	Chicago, IL	L	83-91	08.17.12	Home	Chicago, IL	L	76-82					
05.21.17	Away	Atlanta, GA	W	75-71	08.22.12	Away	Atlanta, GA	L	71-82					
06.23.17	Away	Atlanta, GA	W	82-78	09.20.12	Home	Chicago, IL	L	66-75					
08.05.17	Home	Chicago, IL	W	91-86	06.21.11	Away	Atlanta, GA	L	68-71					
					07.09.11	Home	Chicago, IL	W	81-69					
					07.16.11	Away	Atlanta, GA	L	68-76					



DREAM 2024 STATISTICS

INCLUDES GAMES OF SUNDAY, SEPTEMBER 15, 2024
ATLANTA DREAM / MISCELLANEOUS STATISTICS

	RECORD	HOME	ROAD	OT				
Overall	13-25	7-12	6-13	2-1	Head Coach: Tanisha Wright			
EASTERN	5-13	1-8	4-5	1-1	Overall: 3 Years		46 Won	68 Lost .404 Pct.
WESTERN	8-12	6-4	2-8	1-0	With ATL: 3 Years		46 Won	68 Lost .404 Pct.

TEAM WINNING & LOSING STREAKS:

OVERALL	HOME	ROAD
Win - 1	Loss- 2	Win - 1
Long:Win - 3	Win - 3	Win - 2
Loss- 8	Loss- 4	Loss- 8
Last:Win -09/15 @ WAS 76-73	Win -09/06 vs DAL 107-96	Win -09/15 @ WAS 76-73
Loss-09/13 vs WAS 69-72	Loss-09/13 vs WAS 69-72	Loss-09/08 @ IND 100-104

	WON	LOST		OFFENSE	VsOPP	HOME ATTENDANCE
May.	4	2	70+	13-16 .500+	4-17	19 Games
Jun.	3	8	70<	0- 9 .500<	9- 8	91,522 Total
Jul.	0	7		DEFENSE		4,816 Average
Aug.	3	4	70+	10-23		17,608 High
Sep.	3	4	70<	3- 2		

MARGINS	1	2	3	4	5	6	7	8	9	10	11	12	13	14	15	16	17	18	19	20	21	22	23
Won By:		1	1	2	1	1			2		2	1	1					1					
Lost By:		1	3	2	1	1	2	2	1		2	2	3	1			1		2		1		
	24	25	26	27	28	29	30	31	32	33	34	35	36	37	38	39	40	41	42	43	44	45	46+
Won By:																							
Lost By:																							

At Start Of:	OVERALL	HOME	ROAD	FG%	OVERALL	HOME	ROAD
2nd- Ahead:	6-4	3-1	3-3	-44%	7-21	5-11	2-10
- Behind:	5-20	4-10	1-10	45-49%	4-3	1-1	3-2
- Tied:	2-1	0-1	2-0	50-54%	2-0	1-0	1-0
3rd- Ahead:	7-3	3-0	4-3	55-59%	0-1	0-0	0-1
- Behind:	5-22	4-12	1-10	+60%	0-0	0-0	0-0
- Tied:	1-0	0-0	1-0				
4th- Ahead:	5-4	1-0	4-4				
- Behind:	4-20	4-12	0-8				
- Tied:	4-1	2-0	2-1				



2024 CHICAGO SKY REGULAR SEASON STATISTICS

Through September 15 (13-25)										CHICAGO SKY										2024 REGULAR SEASON STATISTICS									
PLAYER	G	GS	MIN	--FIELD GOALS--			--3-POINT FG--			--FREE THROWS--			--REBOUNDS--			AST	PF	DQ	STL	TO	BLK	PTS	AVG						
				FG	FGA	PCT	FG	FGA	PCT	FT	FTA	PCT	OFF	DEF	TOT														
Carter	33	20	858	238	489	.487	9	31	.290	92	126	.730	22	95	117	102	105	3	36	55	6	577	17.5						
Mabrey	24	24	796	123	323	.381	56	161	.348	34	47	.723	17	101	118	109	64	0	29	67	7	336	14.0						
Reese	34	34	1104	164	419	.391	3	16	.188	131	178	.736	172	274	446	63	119	0	44	75	16	462	13.6						
Williams	9	9	249	37	76	.487	0	0	----	16	24	.667	25	38	63	14	19	0	15	15	15	90	10.0						
Cardoso	32	29	876	126	242	.521	0	0	----	61	84	.726	96	158	254	54	101	2	17	49	46	313	9.8						
Evans	37	12	711	89	236	.377	39	101	.386	45	47	.957	5	37	42	91	46	0	25	51	4	262	7.1						
Onyenwere	32	16	575	82	192	.427	24	59	.407	25	40	.625	17	41	58	30	59	0	19	35	11	213	6.7						
Allen	38	26	895	98	204	.480	14	44	.318	34	44	.773	12	63	75	148	61	0	32	60	6	244	6.4						
Harrison	34	3	525	85	212	.401	2	15	.133	36	43	.837	32	87	119	24	45	1	20	36	9	208	6.1						
Banham (TOT)	35	7	532	63	183	.344	46	130	.354	14	18	.778	6	45	51	37	51	0	12	18	7	186	5.3						
Banham (CHI)	14	7	262	29	88	.330	23	64	.359	5	8	.625	3	23	26	23	20	0	4	7	2	86	6.1						
DeShields	32	10	441	56	161	.348	9	52	.173	22	36	.611	7	39	46	43	52	0	20	29	8	143	4.5						
Jefferson (TOT)	21	0	160	9	37	.243	4	18	.222	9	10	.900	3	6	9	26	13	0	7	7	0	31	1.5						
Jefferson (CHI)	12	0	99	3	21	.143	1	9	.111	5	6	.833	3	4	7	20	5	0	1	5	0	12	1.0						
Gondrezick	5	0	16	2	7	.286	1	6	.167	0	0	----	1	1	2	2	2	0	4	3	0	5	1.0						
Turner	25	0	185	10	17	.588	0	0	----	1	2	.500	10	28	38	7	20	0	8	7	9	21	0.8						
Davis	2	0	8	0	3	.000	0	0	----	0	0	----	0	0	0	0	0	0	0	1	0	0	0.0						
SKY	38	-	7600	1142	2690	.425	181	558	.324	507	685	.740	422	989	1411	730	718	6	274	541	139	2972	78.2						
OPPONENTS	38	-	7600	1137	2562	.444	272	838	.325	582	751	.775	296	982	1278	824	656	2	298	520	218	3128	82.3						

PLAYER	-- SINGLE-GAME HIGHS --										AVERAGE PER GAME										--CAREER HIGHS (C=SET, T=TIED THIS SEASON)--									
	MIN	REB	AST	ST	TO	BL	PTS	MIN	REB	AST	STL	TO	BLK	PTS	FG	FGA	FT	FTA	REB	AST	PTS	FG	FGA	FT	FTA	REB	AST	PTS		
Carter	36	9	7	3	6	1	34	26.0	3.5	3.1	1.09	1.7	0.18	17.5	15C	24C	11	11	9C	8	35									
Mabrey	38	12	8	5	5	3	23	33.2	4.9	4.5	1.21	2.8	0.29	14.0	14	22T	13	14	12C	10	36									
Reese	40	22	5	5	6	2	27	32.5	13.1	1.9	1.29	2.2	0.47	13.6	9C	17C	9C	11C	22C	5C	27C									
Williams	37	11	3	5	4	5	17	27.7	7.0	1.6	1.67	1.7	1.67	10.0	11	16	9	12	16	6	23									
Cardoso	37	14	6	3	5	5	22	27.4	7.9	1.7	0.53	1.5	1.44	9.8	8C	13C	8C	8C	14C	6C	22C									
Evans	35	4	6	5	6	1	15	19.2	1.1	2.5	0.68	1.4	0.11	7.1	9	17	10C	10C	4T	8	24									
Onyenwere	40	9	3	3	4	2	20	18.0	1.8	0.9	0.59	1.1	0.34	6.7	10	22	7	8C	12	5	29									
Allen	34	6	7	4	5	2	19	23.5	2.0	3.9	0.84	1.6	0.16	6.4	9	19	9	10	6T	10	26									
Harrison	33	12	3	2	3	2	21	15.4	3.5	0.7	0.59	1.1	0.26	6.1	10	18C	8	10	13	6	23									
Banham (TOT)	36	5	7	2	3	2	24	15.2	1.5	1.1	0.34	0.5	0.20	5.3	10	15C	5	6	6	10	29									
Banham (CHI)	36	5	7	2	2	1	17	18.7	1.9	1.6	0.29	0.5	0.14	6.1																
DeShields	24	5	5	3	5	2	16	13.8	1.4	1.3	0.63	0.9	0.25	4.5	11	27	13	16	12	10	30									
Jefferson (TOT)	16	3	4	3	1	0	8	7.6	0.4	1.2	0.33	0.3	0.00	1.5	13	26	9	9	10	12	32									
Jefferson (CHI)	15	3	4	1	1	0	3	8.3	0.6	1.7	0.08	0.4	0.00	1.0																
Gondrezick	7	1	1	2	1	0	3	3.3	0.4	0.4	0.80	0.6	0.00	1.0	3	7	2	2	3	3	8									
Turner	29	5	3	3	4	3	4	7.4	1.5	0.3	0.32	0.3	0.36	0.8	8	12	6	6	21	7	16									
Davis	6	0	0	0	1	0	0	3.9	0.0	0.0	0.00	0.5	0.00	0.0	9	16	8	8	7	9	23									
SKY	40	47	27	15	23	13	93	200.0	37.1	19.2	7.21	14.2	3.66	78.2	44	91	35	42	55	35	115									
OPPONENTS	40	44	29	14	26	12	100	200.0	33.6	21.7	7.84	13.7	5.74	82.3	45	99	42	45	52	37	118									

2024 ATLANTA DREAM REGULAR SEASON STATISTICS

Through September 15 (13-25)										ATLANTA DREAM										2024 REGULAR SEASON STATISTICS									
PLAYER	G	GS	MIN	--FIELD GOALS--			--3-POINT FG--			--FREE THROWS--			--REBOUNDS--			AST	PF	DQ	STL	TO	BLK	PTS	AVG						
				FG	FGA	PCT	FG	FGA	PCT	FT	FTA	PCT	OFF	DEF	TOT														
Howard	28	27	959	157	426	.369	76	232	.328	101	130	.777	22	102	124	87	59	0	50	50	18	491	17.5						
Gray	38	38	1274	197	493	.400	66	196	.337	137	174	.787	42	126	168	101	91	0	42	65	26	597	15.7						
Charles	37	37	1105	231	508	.455	11	41	.268	82	105	.781	93	257	350	82	94	0	34	58	19	555	15.0						
Canada	18	16	564	60	158	.380	14	53	.264	51	65	.785	12	52	64	105	51	0	28	40	4	185	10.3						
Parker-Tyus	25	11	492	83	187	.444	3	14	.214	62	70	.886	31	90	121	37	60	1	21	52	9	231	9.2						
Powers	17	2	304	49	138	.355	14	36	.389	34	43	.791	15	41	56	24	35	0	16	18	4	146	8.6						
Hillmon	38	17	820	83	153	.542	1	3	.333	43	57	.754	61	125	186	49	49	0	26	36	11	210	5.5						
Caldwell	23	6	370	49	118	.415	14	46	.304	10	13	.769	18	22	40	25	29	0	14	22	5	122	5.3						
Henderson	6	0	105	10	29	.345	1	10	.100	3	7	.429	0	12	12	15	5	0	2	10	1	24	4.0						
Jones	38	24	692	55	142	.387	6	27	.222	29	42	.690	10	76	86	81	77	1	12	65	11	145	3.8						
Coffey	38	11	510	44	140	.314	18	66	.273	15	19	.789	18	70	88	46	48	0	11	36	26	121	3.2						
Dangerfield	15	0	211	15	54	.278	5	23	.217	11	11	1.000	1	15	16	26	13	0	4	9	3	46	3.1						
Amihere	15	0	70	6	24	.250	0	0	---	5	15	.333	12	14	26	3	7	0	2	6	3	17	1.1						
Cubaj	26	1	199	12	29	.414	0	0	---	2	3	.667	18	19	37	13	26	0	9	11	2	26	1.0						
DREAM	38	-	7675	1051	2599	.404	229	747	.307	585	754	.776	353	1021	1374	694	644	2	271	525	142	2916	76.7						
OPPONENTS	38	-	7675	1107	2574	.430	304	889	.342	535	670	.799	283	1044	1327	774	662	0	266	510	156	3053	80.3						

PLAYER	-- SINGLE-GAME HIGHS --										AVERAGE PER GAME										--CAREER HIGHS (C=SET, T=TIED THIS SEASON)--									
	MIN	REB	AST	ST	TO	BL	PTS	MIN	REB	AST	STL	TO	BLK	PTS	FG	FGA	FT	FTA	REB	AST	PTS	FG	FGA	FT	FTA	REB	AST	PTS		
Howard	45	10	10	6	5	2	36	34.3	4.4	3.1	1.79	1.8	0.64	17.5	14	30	12	17	12	10C	43	14	30	12	17	12	10C	43		
Gray	43	10	8	3	6	2	25	33.5	4.4	2.7	1.11	1.7	0.68	15.7	10	22	10	12	14	10	27	10	22	10	12	14	10	27		
Charles	41	17	10	4	7	2	28	29.9	9.5	2.2	0.92	1.6	0.51	15.0	14	30	19	24	23	10T	36	14	30	19	24	23	10T	36		
Canada	41	7	10	6	4	1	19	31.4	3.6	5.8	1.56	2.2	0.22	10.3	10	19	12	14	9	12	22	10	19	12	14	9	12	22		
Parker-Tyus	29	9	5	3	6	2	18	19.7	4.8	1.5	0.84	2.1	0.36	9.2	10	20	12	12	15	5T	29	10	20	12	12	15	5T	29		
Powers	25	8	3	3	2	1	14	17.9	3.3	1.4	0.94	1.1	0.24	8.6	13	24	12	14	13	7	35	13	24	12	14	13	7	35		
Hillmon	36	13	5	3	3	2	18	21.6	4.9	1.3	0.68	0.9	0.29	5.5	6T	12C	6T	10C	14	5C	18C	6T	12C	6T	10C	14	5C	18C		
Caldwell	32	6	4	3	5	1	19	16.1	1.7	1.1	0.61	1.0	0.22	5.3	8C	17C	3C	3C	7	6	19C	8C	17C	3C	3C	7	6	19C		
Henderson	26	3	5	2	3	1	8	17.5	2.0	2.5	0.33	1.7	0.17	4.0	7	15	4	8	4	6	19	7	15	4	8	4	6	19		
Jones	39	8	5	3	5	1	16	18.2	2.3	2.1	0.32	1.7	0.29	3.8	8	13	6T	7C	9	9	23	8	13	6T	7C	9	9	23		
Coffey	29	9	5	2	3	4	11	13.4	2.3	1.2	0.29	0.9	0.68	3.2	8	14	7	10	13	6	23	8	14	7	10	13	6	23		
Dangerfield	24	3	4	1	2	2	10	14.0	1.1	1.7	0.27	0.6	0.20	3.1	10	21	9	10	7	7	29	10	21	9	10	7	7	29		
Amihere	15	8	1	1	2	2	6	4.7	1.7	0.2	0.13	0.4	0.20	1.1	3	9C	7	12	8C	2	9	3	9C	7	12	8C	2	9		
Cubaj	27	6	2	2	2	1	6	7.6	1.4	0.5	0.35	0.4	0.08	1.0	3C	5C	2C	2C	6T	2T	6C	3C	5C	2C	2C	6T	2T	6C		
DREAM	45	47	27	14	29	9	107	202.0	36.2	18.3	7.13	13.8	3.74	76.7	45	96	36	49	54	32	112	45	96	36	49	54	32	112		
OPPONENTS	45	45	27	16	21	8	104	202.0	34.9	20.4	7.00	13.4	4.11	80.3	45	103	40	44	63	31	118	45	103	40	44	63	31	118		



2024 WNBA AWARDS

ANGEL REESE

ROOKIE OF THE YEAR, ALL-ROOKIE, ALL-WNBA, ALL-DEFENSIVE

- Angel Reese is the WNBA's all-time leader in single-season total rebounds and offensive rebounds
- She leads the league in rebounds and offensive rebounds per game, both of which would be the highest average by any player in WNBA history
- If her 13.1 rebounding average holds, she would be on pace to be the league's all-time leading rebounder by just her eighth season in the league
- Is one of just two rookies in WNBA history to have multiple games with 20 or more rebounds in their first year
- Is the first player in WNBA history to record multiple instances with 10+ offensive rebounds and 10+ defensive rebounds in the same game
- She was just 4 defensive rebounds away from breaking the all-time rookie season defensive rebounding record



- She already ranks 14th in Sky history in total rebounds and sixth in offensive rebounds
- Her 22 rebounds on Aug. 25 tied Sylvia Fowles for most in a game by a Sky player
- Her 15 straight double-doubles this season are the WNBA record
- She is the first player in WNBA history to record three straight games with 20 or more rebounds
 - Was named a 2024 WNBA All-Star, becoming the fourth rookie in Sky history to do so
 - Has 26 double-doubles on the season, becoming just one of two players in league history to do so in one year
 - Was named the WNBA Rookie of the Month for June with 14.5 PPG
 - Is the fastest player ever to reach 400 rebounds
 - Averaged 13.6 points, 13.1 rebounds and 1.3 steals



2024 WNBA AWARDS

CHENNEDY CARTER

MOST IMPROVED PLAYER, ALL-WNBA

- Chennedy Carter is averaging 17.5 points per game this season, ranking 14th in the league among all players
- She began the season on the bench and quickly became a contender for the Sixth Player of the Year Award, averaging a league-high 12.6 points off the bench. Her 12.6 points off the bench are still the highest average among players with 10 or more appearances off the bench
- She was inserted into the starting lineup on June 16 and has averaged 20.7 points, 3.9 rebounds and 3.7 assists on 47.7% shooting from the field. Her 20.7 points as a starter would rank fourth in the entire league if expanded across the entire season
- Two of her top three scoring outings have come this season. She scored 33 points against the Seattle Storm on July 5 and then dropped 34 points on a career-high 14 field goals made against the Las Vegas Aces on July 16
- She ranks second in the WNBA in fast break points per game with 3.6 and ranks seventh among all players in points in the paint per game with 10.3. No other pure guard appears in the top 15 in that metric and she's the only non-big in the top seventh
- Recorded 11 straight games with 15 or more points from June to July 11, the second-longest streak in Chicago Sky history
- Her 48.7% field goal percentage is her career high mark from the floor
- She's recording the second-best per-minute production of her career, averaging 24.2 points per 36 minutes.





2024 WNBA AWARDS

KAMILLA CARDOSO

ALL-ROOKIE, ALL-DEFENSIVE



- Kamilla Cardoso is averaging 9.8 points (fourth in rookie class), 7.9 rebounds (second in rookie class) and 1.4 blocks (first in rookie class)
- Her 3.0 offensive rebounds per game also rank second in rookie class
- Among all players, she's 12th in the WNBA in total rebounds, second in offensive rebounds and seventh in blocks per game
- In the first 13 games since the All-Star/Olympic break, she averaged 12.8 points, 8.5 rebounds, 2.5 assists, 0.8 steals and 1.8 blocks while shooting 58.7% from the field and 80.9% from the free throw line
- She is one of 12 players this season with at least 9.5 points, 7.5 rebounds, 1.5 assists and 1.5 stocks (steals + blocks)
- Per 36 minutes, Cardoso is averaging 12.9 points, 10.4 rebounds and 1.9 blocks per game
- She scored a career-high 22 points on Sept. 1 against Minnesota
- She had a then-career high of 18 points on Aug. 23 against Connecticut
- She recorded career-high five blocks on Aug. 25 against Las Vegas
- She recorded 11 assists (including a career-high six on Aug. 28) in a two-game stretch to close out August
- Joining Angel Reese, they're the only rookie duo in WNBA history to record multiple instances of notching double-doubles in the same game



SKYLINES

CLASS IS IN SESSION

The Sky drafted **Kamilla Cardoso** and **Angel Reese** in the 2024 draft, selecting Cardoso with the third overall pick in the draft and using the seventh overall pick to take Reese. Two of the most prolific collegiate players of all time, Cardoso and Reese were the first Sky first rounders since 2021. Cardoso was the Sky's first lottery pick since 2019, when the team selected Katie Lou Samuelson with the fourth overall pick. This is also the first time since 2018 where the Sky made two first round picks -- the last time the Sky did so, they selected Diamond DeShields and Gabby Williams. Cardoso scored six points, four rebounds, an assist, a steal and two blocks in the Sky's first preseason game on May 3 against Minnesota. Reese scored 13 points, nine rebounds, an assist, two steals and a block in the same game before recording 13 points, five rebounds and two steals in the Sky's second preseason game against New York. Reese started in the season opener and became the first Sky first rounder to start in their debut since DeShields and Gabby Williams in 2018. Cardoso made her debut on 6/1 against Indiana and immediately contributed, pouring in 11 points.

With Reese going for 20 points and 10 rebounds and Cardoso going for 10 points and nine rebounds on June 12 against Connecticut, the duo became the first rookie pair to each have 10+ points and 9+ rebounds in the same game since Chiney Ogwumike and Alyssa Thomas both did so for the Sun in 2014.

Reese recorded five offensive rebounds on June 16 against Indiana while Cardoso recorded six; Reese and Cardoso became the first Sky rookies in franchise history to each have 5+ offensive rebounds in the same game and are the first rookies to do so for any team since Joyner Holmes and Jocelyn Willoughby in 2020 for New York.

With Reese's 18 rebounds and Kamilla Cardoso's career-high 11 rebounds, the duo became the pair of rookie teammates to have multiple games in which they record 10+ rebounds in the same game since Tina Charles and Kelsey Griffin did it for the Connecticut Sun in 2010. Reese and Cardoso also both recorded 10+ rebounds on June 16 against Indiana.

Reese and Cardoso each recorded career highs in scoring on June 23 against Indiana, with Reese scoring 25 to go along with 16 rebounds while Cardoso recorded 16 points and 10 rebounds. Reese and Cardoso become the first rookie duo since 1998 to record double-doubles in multiple games.

Reese and Kamilla Cardoso are the fifth pair of teammates in WNBA history to each have at least 15 points and 10 rebounds while shooting 65.0% or better in the same game. It's the first time a pair of rookies have done so.

With Cardoso going for 15 points and 14 rebounds and Reese going for 14 and 11 on Aug. 17, it marks the 12th time two rookie teammates each had double-doubles in the same game. Cardoso and Reese account for the last four.

BUILDING ON CAREER YEARS

Elizabeth Williams and **Dana Evans** return to the Sky after having career years with the franchise in 2023 and helping lead Chicago to the postseason.

Williams averaged career highs of 2.5 assists and 1.3 steals per game to go along with 9.8 points, 5.8 rebounds and 1.5 blocks per game. Her points average was her most since 2020, her rebounds and her blocks were her most since 2019. The epitome of consistency for the Sky, Williams appeared in and started in all 40 regular season games with the Sky, along with both postseason games. Alongside Courtney Williams, Elizabeth Williams' 42 total games played in 2023 are the most in franchise history (the WNBA expanded its number of games in a regular season to 40 in 2023). Due to her 2.8 steals per game (blocks + steals) and her overall perimeter and interior defense, Williams earned a nod to the WNBA's All-Defensive Second Team. Matched her career high in steals with five on May 18 against Dallas.

Williams became the first player to record multiple games with 10+ points, 10+ rebounds, 4+ steals and 4+ blocks in a single season after recording 17 points, 11 boards, four blocks and four steals against Los Angeles on May 30. She shot 66.7% from the field in that game, becoming the first player in league history to record that statline while shooting 65.0% or better from the field. Her 11 rebounds were a season high. She passed Taj McWilliams-Franklin for 10th on the WNBA's all-time blocks list during the 6/4 game against New York.

Evans improved in her third season with the Sky, posting career highs in minutes, points, rebounds, assists, steals and blocks. She averaged 9.0 points and 3.0 assists off the bench for the Sky in 2023, finishing third in Sixth Player of the Year voting. She was tremendous in the Sky's two playoff games against the eventual-champion Las Vegas Aces, recording 14.5 points, 3.5 assists and 1.5 steals in two games. At 25 years old, Evans is in good position to once again top her career-high averages for the third straight season. Started consecutive games for the first time in her career in the first two games of the season against Dallas (May 15, May 18). She recorded a season-high 15 points on May 30 against the Sparks along with stealing the ball a career-high five times. Made a career-high 10 free throws (all of her attempts) on June 20 against Dallas. She reached 100 career made threes on July 2 against Atlanta.

DON'T CALL IT A COMEBACK

Isabelle Harrison signed with the Sky in 2023 but didn't appear in a regular season game after suffering an injury. With an offseason of recovery under her belt, Harrison is primed to help the Sky reach the playoffs again in 2024. A six-year WNBA veteran, Harrison holds career averages of 8.6 points and 4.9 rebounds. This offseason, she suited up for Athletes Unlimited and ended up with a 40-point performance in one of her games. Harrison made her Chicago Sky debut on May 28 against the Storm, recording two points and five rebounds in 10 minutes.

Against Washington on June 6, Harrison recorded 14 points and seven rebounds off the bench, both of which were 2024 highs. She recorded 10 points in the third quarter. Harrison reached 1,500 career points on June 30 against Minnesota. Harrison pulled down a season-high 12 rebounds for her first double-double of the season on July 11 against New York. Her 11 defensive rebounds in that game were a career high. She had her most productive game of the season in her first start in a Sky uniform on Sept. 8, scoring a season-high 21 points along with nine rebounds.

Chennedy Carter signed with the Sky on a training camp deal in 2024 after not appearing in a WNBA game during the 2023 season. A former fourth overall pick, Carter is a young, high-scoring player who finished second in Rookie of the Year voting in 2020 after averaging 17.4 points and 3.4 assists. Carter played in both China and Turkey during the WNBA offseason, putting up a 50-point game in China. She made the Sky's opening day roster after a pair of preseason appearances. Scored a then-season high 12 points on May 18 against Dallas and matched that on May 23. Also pulled down six rebounds on May 23 against New York, which matched her career high. Had eight straight games with at least 11 points from May 18 to June 6, including a then-season high 14 against the Sparks on May 30.

Set new season highs after leading the Sky in both assists (six) and points (19) against the Fever on June 1. Carter is the WNBA's leading scorer off the bench, averaging 12.6 points through her first 13 games off the bench. Put up a new season-high 25 points against Washington on June 6. Made her first start in a Sky uniform on June 16 against Indiana, scoring 18 points to go along with four assists. Scored 23 points on June 23 against Indiana.

Since becoming a starter, Carter is averaging 20.7 points and 3.7 assists per game. Carter's 17.5 points per game are also her most since her Rookie of the Year season in 2020. She recorded a then-season-high 26 points on July 2 against Atlanta. Carter then topped that with a second straight game with a season high on July 5 against Seattle, putting up 33 points on 11 made field goals (a career high). Her 33 points were the most by a Storm opponent this season. Ranks second in the WNBA with 3.6 fast break points per game. Ranks seventh in the WNBA in points in the paint with 10.2. Reached 1,000 career points on July 11 against New York. Had 11 straight games with 15+ points, the second-longest streak in Sky history. Scored another season high with 34 points on July 16 against the Aces, recording team highs of 14 field goals made on 24 attempts.



SKYLINES

OUTSIDE HELP

In the 2024 offseason, the Sky signed **Lindsay Allen** before acquiring **Michaela Onyenwere** and **Brianna Turner** via trade.

Allen is a six-year WNBA veteran with lead guard skills who can help take the Sky to the next level in 2024. In her last two seasons (with Minnesota), Allen averaged 6.3 points and 4.4 assists across 38 games and 20 starts. She played with Botas in Turkey during the WNBA offseason, stuffing the stat sheet with near-triple-double performances on a nightly basis. Led the Sky in assists on May 28 with four alongside Dana Evans. Recorded a season-high 10 points on June 14 against Washington. Made her first start in a Sky uniform on June 16 against the Fever. Recorded four assists on June 20 against Dallas. Recorded a season-high seven assists on June 23 against Indiana. Matched her season high of seven assists on July 11.

Allen stuffed the stat sheet on June 27 against the Aces, scoring 10 points, five assists, four rebounds, an assist and a block while playing a season-high 34 minutes. She followed that up with season highs of 13 points, six rebounds, seven assists and two blocks on June 30 against Minnesota. She recorded a season-high 16 points to go along with six assists on Aug. 17 against Los Angeles. Reached 100 career steals on Aug. 23 at Connecticut. She again tied her season high of 16 points on Aug. 25 against Las Vegas. She then snapped that season high with 19 points on Aug. 30, scoring 16 in the first half alone. In her last six games, Allen averaged 12.5 points and 4.8 assists on 52.7% shooting from the field, 40.0% shooting from three and an 86.7% clip from the free-throw line from Aug. 17-30.

Onyenwere is just a handful of seasons removed from winning WNBA Rookie of the Year in 2021 and she had her best statistical season at age 23 with Phoenix last season. Acquired alongside Turner in the trade that sent Kahleah Copper to the Mercury, Onyenwere made her first start in a Sky uniform on May 23, filling in for Diamond DeShields. She scored 13 points and five rebounds in the game. Started the 6/1 game against Indiana. Recorded a season-high 14 points on July 13 against New York, making 85.7% of her field goal attempts. Started her third game of the year on 8/15. Onyenwere set season highs in points (15), field goals made (six), field goals attempted (13), three-pointers made (3) and three-pointers attempted (5) on Aug. 25 against Las Vegas. Matched her season high with 15 points on Aug. 28 against Washington.

Onyenwere scored or tied a season high in points for the third straight game on Aug. 30, scoring 20 points while making a season-high eight field goals. She is averaging 13.1 points and 3.4 rebounds on 47.7% shooting from the field and 45.5% from three (3.3 attempts) in her last 10 games. Reached 100 career assists on Aug. 30 against Indiana. She reached 1,000 career points on Sept. 15 against Phoenix.

Turner joins the Sky after spending the first five seasons of her career in Phoenix. A defensive technician, Turner holds two career appearances on the WNBA's All-Defensive First Team (2020 and 2021). She holds career averages of 5.2 points, 7.0 rebounds, 1.3 blocks and 0.9 steals per game while connecting on 58.2% of her shots from the field. Turner scored her first point in a Sky uniform on May 23 against New York.

HOMEcoming

Diamond DeShields returns to Chicago after spending the first four years of her career with the Sky. She was an All-Star in 2019 after averaging 16.2 points, 5.5 rebounds, 2.4 assists and 1.3 steals. For her efforts, she was also named to the All-WNBA Second Team. Two years later, DeShields helped lead the Sky to their first-ever championship in 2021, averaging 11.3 points in the regular season and 5.5 points during the playoff run. She was traded to Phoenix in 2022, missed the 2023 season with an injury, and then signed with the Sky in 2024. For the first time since 2021, DeShields is suiting up for Chicago and returning as a veteran leader after entering the franchise as the No. 3 overall pick in 2018. She scored 12 points off the bench on Aug. 28 against Washington. DeShields reached 2,000 career points on Aug. 30 against Indiana.

TRADE DEADLINE REINFORCEMENTS

The Sky traded Marina Mabrey to Connecticut in exchange for **Moriah Jefferson** and **Rachel Banham** on July 17. The move brings in two veteran guards who can fill positions of need for the Sky.

Banham recently recorded a season-high 24 points on eight made three-pointers on July 14 against Phoenix. A career 36.9% shooter from beyond the arc, Banham can help the Sky in that regard. Banham made her first start in a Sky uniform on Aug. 15 against Phoenix. Banham scored a Sky season-high 14 points on Aug. 17 against Los Angeles. Tied her Sky season high with 14 points on Aug. 30 against Indiana. She hit a Sky season-high five three-pointers en route to 17 points against Phoenix on Sept. 15. She also recorded season highs of five rebounds and seven assists in that game while having knocked down all five of her threes in the first half.

Jefferson has been limited to nine games this season but recorded some of the best numbers of her career in 2023 with Phoenix. She averaged 10.5 points and 3.6 assists in 39 games last season, starting in 36. Like Banham, she is a strong shooter, posting a career 39.6% clip from deep.

REESE'S REBOUNDING RECORDS

Angel Reese's 15 offensive rebounds through three the first three games of the season tied for second in WNBA history for most through a player's first three games. She is tied with Natalie Williams (1999) and ranks one behind Yolanda Griffith (16 in 1999).

She is the sixth player all time and the first since A'ja Wilson in 2018 to begin the season with three straight games with 10 or more points and eight or more rebounds.

She is the only rookie this season to score 10 or more points in each of their first five games and is the first rookie in Sky history to score in double figures in each of her first five games.

Her 26 rebounds are the most in a three-game stretch to begin a career in Sky history.

She ranks first in the WNBA offensive rebounds per game (5.1) and first in total rebounds per game (13.1).

Reese had three or more offensive rebounds in each of her first nine career games, which ranks second all time in consecutive games with 3+ offensive boards to begin a career. She ranks behind just Yolanda Griffith (17) for such games.

Reese recorded her first double-double of her career on May 28 against the Storm, putting up 11 points and 12 rebounds. She surpassed her previous career high of nine rebounds in the first half by pulling down 10 in the first two quarters. She finished the game one behind the Sky's all-time single-game rookie rebound record.

Reese's 13 rebounds against the Fever on June 1 tied the Sky's all-time rookie record.

Reese recorded a 13-point, 10-rebound double-double against the Liberty on June 4.

Reese recorded career highs of 16 points, three assists and five steals against Washington on June 6. She also had 11 rebounds, which was good for her second straight double-double.

After doing so on June 6, Reese is the first rookie to record 15+ points, 10+ rebounds and 5+ steals in a game since Candace Parker did so in 2008.

Reese is the fifth rookie all time to record three consecutive games with five or more offensive rebounds and five or more defensive rebounds, joining Yolanda Griffith (1999), Cheryl Ford (2003), Tina Charles (2010) and Satou Sabally (2020).



SKYLINES

REESE'S REBOUNDING RECORDS (CONT.)

Reese recorded 13 points, 13 rebounds and five steals on June 8 against Atlanta. Became the third rookie all time with 13+ points, 13+ rebounds and 5+ steals in a game, joining Tamika Catchings and Candace Parker. Reese is the third player in WNBA history with 10+ points, 10+ rebounds and 5+ steals in back-to-back games, joining Catchings (2002) and Erlana Larkins (2014). Reese is the fourth Sky player to have three or more consecutive double-doubles in franchise history. Sylvia Fowles did so 12 times, Elena Delle Donne did so twice and Candace Parker did so once.

Reese scored a career-high 20 points to go along with 10 rebounds, her fifth double-double of her career, on June 12 against Connecticut.

Reese is the fourth first-year player in league history to have 13+ points and 10+ rebounds in four consecutive games, joining Yolanda Griffith, Tamika Catchings and Tina Charles.

Reese recorded a then-career-high 14 rebounds on June 14 against Washington, the Sky's all-time rookie record.

Reese's 10+ rebounds in seven straight games broke Cindy Brown and Tina Charles' record for the all-time record for consecutive 10+ rebound games in a player's first WNBA season. She's now at 28 straight such games, which is the record for consecutive games with 10+ rebounds for all players in any season of their career. She also had three straight games with 20 or more rebounds from Aug. 18-25.

Reese recorded a then-career-high 18 rebounds to go along with 16 points, three assists and two steals on June 20 against Dallas.

Reese's seven consecutive double-double following the June 20 game against Dallas broke the WNBA's all-time record for consecutive games with a double-double by a first-year player (Previous: six such games).

Reese is tied for third-most double-doubles in a player's first 14 games with eight double-doubles in her first 14.

Reese joined Yolanda Griffith and Tina Charles as the only first-year WNBA players to put up 15+ points, 10+ defensive rebounds and 8+ offensive rebounds in a single game all time.

Reese is the sixth first-year player to record 16+ points and 18+ rebounds in a game, becoming the first since Teaira McCowan did so in 2019.

Reese's 45 rebounds in a three-game stretch are the most by a WNBA rookie since McCowan had 46 through three games in 2019.

Reese is the first rookie with 25+ points and 15+ rebounds since A'ja Wilson in 2018.

Reese is the only rookie in Sky history to record 20+ points and 15+ rebounds in the same game.

Reese was just one of three players in WNBA history to record eight or more consecutive double-doubles.

Reese passed Candace Parker (2015 - 9) for the most consecutive double-doubles in a single season with 10 after the June 30 game against the Lynx.

As of Sept. 11, Reese leads the WNBA in rebounds per game with 13.1.

Reese recorded a career-high 19 rebounds on July 2 against Atlanta, the then-most in a single game by any WNBA player this season. Her previous high of 18 was tied for league lead in a single game.

Reese's 12 double-doubles this season were the eighth-most in WNBA history in a player's first season. Tina Charles (2010) has the record with 22 double-doubles.

July 2 against Atlanta marked Reese's fourth game this season with 16 or more rebounds, which leads the league.

Reese was named a 2024 WNBA All-Star on July 2, becoming the first Sky rookie since Elena Delle Donne (2013) to do so and fourth ever in franchise history after Courtney Vandersloot (2011) and Candice Dupree (2006).

Reese was named the WNBA Rookie of the Month for the month of June 2024 on July 2 after averaging 14.5 points and 13.2 rebounds in 11 games during June. She recorded 10+ rebounds in every game in June.

Reese recorded a career-high 27 points in a July 5 win against Seattle.

Angel Reese passed Latasha Byers (87 offensive rebounds in rookie season) and Tamika Catchings (91 offensive rebounds in rookie season) for 12th, then 11th, respectively, on the WNBA's all-time rookie offensive rebounds list.

Reese is the fourth first-year player with 25+ points, 10+ rebounds, 2+ made three-pointers and 2+ blocks in a game, joining Lisa Leslie, Tamika Catchings and Satou Sabally.

Reese passed Candace Parker for the most consecutive double-doubles in WNBA history with 13 straight after the July 7 game against Seattle. Parker previously recorded 12 straight spanning the 2009-10 seasons. Reese's all-time streak stands at 15 consecutive games.

Reese passed Glory Johnson (95 offensive rebounds in rookie season) for 10th on the WNBA's rookie offensive rebounds list on July 7.

Reese then passed Tamika Raymond (96) for ninth on WNBA's rookie offensive rebounds list with 97 on July 7.

With two offensive rebounds on July 10 against Atlanta, Reese passed Nneka Ogumike (98 career offensive rebounds) and tied Cheryl Ford (99 offensive rebounds) for seventh on the WNBA's all-time rookie offensive rebounds list.

Reese passed Chiney Ogumike (264 rebounds in rookie season) for 11th, passed Lisa Leslie (266 rebounds in rookie season) for 10th and tied Tamika Catchings for ninth on the all-time rookie rebounds list with 276 after the July 13 matchup against New York.

Reese passed Teaira McCowan (108 offensive rebounds in rookie season) for sixth Natalie Williams (109 offensive rebounds in rookie season) for fifth on the all-time rookie offensive rebounds list with 110 after the July 13 matchup against New York.

Reese passed Sylvia Fowles (117 in single season) for most offensive rebounds in a single season in Sky franchise history after notching 120 through 25 games played.

With her 15 rebounds on Aug. 15, Angel Reese tied Cindy Brown (301) for eighth on the all-time rookie rebounds list. She passed Brown on Aug. 17.

Reese reached 18 double-doubles on Aug. 15, moving her past Yolanda Griffith and Candace Parker (17 each) for second-most ever by a first-year player.

Reese passed Teaira McCowan (305 rebounds in rookie season) for seventh on the WNBA's all-time rookie rebounds list with 312 on Aug. 17.

Reese passed Chiney Ogumike (122 offensive rebounds in rookie season) for fourth on the WNBA's all-time rookie offensive rebounds list.

Reese then tied Aliyah Boston (125 offensive rebounds in rookie season) for third on the all-time rookie offensive rebounds list in the same game.



SKYLINES

REESE'S REBOUNDING RECORDS (CONT.)

Reese passed Tamika Catchings (184 defensive rebounds in rookie season) for 12th on the WNBA's all-time rookie defensive rebounds list on Aug. 17.

Reese passed Margo Dydek (186 defensive rebounds in rookie season) for 11th on the all-time rookie defensive rebounds list with 187 in that same game.

Reese recorded a 19-point, 20-rebound double-double on Aug. 18 against Phoenix, marking her first career 20-rebound game. Her 20 rebounds tied A'ja Wilson for most rebounds in a game in 2024. She recorded a career-high 10 offensive rebounds in the same game, the most in the WNBA this season.

Reese passed Candace Parker (313 rebounds in rookie season) for sixth on the WNBA's all-time rookie rebounds list.

Reese also passed Breanna Stewart (317 rebounds in rookie season) for fifth on the rookie rebounds list.

Reese then passed Yolanda Griffith (329 rebounds in rookie season) for fourth on the rookie rebounds list with 332 after the Aug. 18 game.

Reese passed Yolanda Griffith (188 defensive rebounds in rookie season) for 10th on the WNBA's all-time rookie defensive rebounds list on Aug. 18.

Reese had just the fourth 10 defensive rebound/10 offensive rebound game in WNBA history on Aug. 18, joining Yolanda Griffith, Natalie Williams and Cheryl Ford, marking the first time the line has been recorded in over 20 years.

Reese became the first player in WNBA history to record consecutive 20-rebound games after doing so on Aug. 18 and Aug. 23.

Outside of Reese, the only other player to record multiple games with 20 or more rebounds as a rookie is Tina Charles.

Reese is also the first rookie in either the NBA or the WNBA with consecutive 20-rebound games since Shaquille O'Neal did so in 1993.

Reese passed Cheryl Ford (334 rebounds in rookie season) for third on the WNBA's all-time rookie rebounds list on Aug. 23.

Reese then passed Aliyah Boston (335 rebounds in rookie season) for second on the all-time rookie rebounds list with 352 after Aug. 23.

Reese passed A'ja Wilson (198 defensive rebounds in rookie season) for eighth on the WNBA's all-time rookie defensive rebounds list.

Reese also passed Lisa Leslie (203 defensive rebounds in rookie season) for seventh on the rookie defensive rebounds list.

Reese then tied Aliyah Boston for sixth on the rookie defensive rebounds list with 210 on Aug. 23. She passed Boston on Aug. 25.

Reese passed Yolanda Griffith (141 offensive rebounds in rookie season) for first on the rookie offensive rebounds list with 142 on Aug. 23.

Reese set the WNBA league high and tied the Sky's single-game rebounding record with a career-high 22 boards on Aug. 25 against Las Vegas. She recorded her third straight 20+ rebound game after becoming the first player in WNBA history to record back-to-back such games. She was two away from tying the all-time single-game record.

Reese became the first player in WNBA history with multiple games of 10+ offensive rebounds and 10+ defensive rebounds in the same game.

Reese passed Candace Parker (229 defensive rebounds in rookie season) for fifth on the WNBA's all-time rookie defensive rebounds list

Reese then passed Cindy Brown (231 defensive rebounds in rookie season) for fourth on the all-time rookie defensive rebounds list with 232 after Wednesday's game

Reese passed Tina Charles (398 rebounds in her rookie season) for first on the WNBA all-time rookie rebounds list with 399 rebounds this season on Aug. 30.

With 26 double-doubles this season, Reese has the most double-doubles in a single season by a rookie.

Reese passed Cheryl Ford (235 defensive rebounds in rookie season) for third on the WNBA's all-time rookie defensive rebounds list with 241 defensive rebounds this season on Aug. 30.

Reese passed Sylvia Fowles (404 - 2018) for first on the all-time single season rebounding list, breaking the record for most rebounds in a season with 446 and counting. Reese also passed Yolanda Griffith (162 - 2001) for first on the all-time single season offensive boards list with 172. Moved into second on the all-time rookie defensive rebounds list on Sept. 6 with 274.

Reese is the fastest player to 400 rebounds in WNBA history, taking just 32 games to achieve the feat.

Tied Elena Delle Donne for sixth on the Sky's all-time franchise offensive rebounding list with 172 offensive boards.

CARDOSO'S CLUTCH ROOKIE SEASON

In **Kamilla Cardoso's** first game against the Fever on June 1, she recorded 11 points and six rebounds in 18 minutes off the bench. She was a plus-11 in a one-point loss. Cardoso started her first career game on June 8 against Atlanta, recording a career-high 13 points.

She then recorded her first career double-double on June 16 against the Fever, going for 10 points and 10 rebounds.

Cardoso recorded a career-high 11 rebounds on June 20 against Dallas.

She then recorded a then-career-high four blocks on July 7 against Seattle. Cardoso topped that career high with five blocks on Aug. 25 against Las Vegas.

Cardoso matched her career high of 11 rebounds on July 10 against Atlanta.

Cardoso had a career game on Aug. 17 against Los Angeles, going for 15 points (one shy of career high) and 14 rebounds (career high).

Cardoso scored a career-high 18 points on Aug. 23 against Connecticut.

The No. 3 overall pick stuffed the stat sheet on Aug. 28 against Washington, recording 10 points, 11 rebounds, three blocks and a career-high six assists.

Cardoso scored a career-high 22 points on Sept. 1 against Minnesota. Since the All-Star/Olympic break, Cardoso averaged 12.8 points, 8.5 rebounds, 2.5 assists and 1.8 blocks while shooting 58.7% from the field and 80.9% from the free throw line in her first 13 games coming out of the All-Star/Olympic break.

She reached 300 career points on Sept. 13 against Minnesota.



THE QUEST FOR TITLE NO. 2

The Sky hired head coach **Teresa Weatherspoon** this offseason, a WNBA legend making her league head coaching debut. Chicago also hired **Sydney Johnson** and **Tamera “Ty” Young** as assistant coaches. Johnson and Young are making their WNBA coaching debuts.

Weatherspoon earned her first career WNBA head coaching win on May 18 against Dallas.

Chicago made the playoffs for the fifth straight season in 2023 and are looking to make it a sixth straight this season.

SKY IN THE RECORD BOOKS

Through 38 games, the Sky rank first in the league with 11.1 offensive rebounds per game. Additionally, the Sky rank first in total rebounds per game (37.1). Their 37.1 rebounds per game would rank 17th all time in rebounds per game for a single season.

Chicago's 13 blocks on May 18 against Dallas matched the all-time franchise high, which had previously been set twice. The Sky last reached 13 blocks in 2015.

The Sky's 15 steals on May 18 were two shy of tying the all-time franchise record of 17 set in 2006. Their 15 steals also surpassed their 2023 single game season high of 14 (set on May 19, 2023 against Minnesota).

Elizabeth Williams passed Tangela Smith (658) for 21st on the WNBA's all time offensive rebounds list with 663 after the May 18 game against Dallas.

Diamond DeShields passed Elena Delle Donne (386) for sixth on the Sky's all-time three-point attempts list with 387 on May 28 against the Storm.

SKY-DREAM CONNECTIONS

PLAYER PRO CONNECTIONS

The Sky drafted Atlanta forward **Cheyenne Parker-Tyus** with the No. 5 overall pick in the 2015 WNBA draft. She played for the Sky for six seasons from 2015-20. In 166 career games with the Sky (25 starts), she averaged 7.0 points and 4.5 rebounds while shooting 49.8% from the field and 35.6% from three.

Chennedy Carter was drafted with the No. 4 overall pick in the 2020 draft by the Dream. She averaged 17.4 points and 3.4 assists in her rookie year, being named runner-up for the WNBA's Rookie of the Year award. In total, she played 27 games (all starts) with the Dream from 2020-21, averaging 16.1 points and 3.4 assists.

Elizabeth Williams played with the Dream from 2016-21, averaging 9.4 points, 6.4 rebounds and 1.8 blocks in 187 games (186 starts) during her Atlanta career. Williams was named the WNBA's Most Improved Player in 2016 after jumping to 11.9 points, 8.1 rebounds and 2.3 blocks from 3.3 points, 3.2 rebounds and 0.9 blocks the year prior (her rookie season). She was an All-Star for the team in 2017 after averaging 10.4 points, 7.2 rebounds and 2.0 blocks. She is the franchise's all-time leader in blocks (331), blocks per game (1.8) and holds Atlanta's single-season records of blocks (79 in 2016) and blocks per game (2.3 in 2016).

Kaela Davis appeared in two games with the Dream in 2020.

PLAYER COLLEGIATE/HOMETOWN CONNECTIONS

Atlanta's **Nia Coffey** played college basketball at Northwestern, located in Evanston, Illinois.

Kamilla Cardoso and Atlanta's **Laeticia Amihere** and **Allisha Gray** all played at South Carolina. Cardoso and Amihere played together from 2021-23, helping lead South Carolina to a combined 71-3 record over two years. In 2021-22, Cardoso and Amihere helped lead South Carolina to a national title and in 2022-23, they secured a Final Four appearance.

Michaela Onyenwere and Atlanta's **Jordin Canada** played together at UCLA in 2017-18. Together, they helped lead UCLA to a 27-8 record and an Elite Eight appearance.

COACHING PRO CONNECTIONS

Sky assistant coach **Tamera “Ty” Young** was drafted with the No. 8 overall pick in the 2008 draft by the Dream. She averaged 7.3 points and 4.2 rebounds during her rookie season before being traded to the Sky in 2009, where she played for nine years. She suited up again for the Dream in 2017, averaging 4.5 points and 2.3 rebounds.



2024 CHICAGO SKY SITUATIONAL STATS

OVERVIEW

Overall	13-25
Home	6-14
Road	7-11
vs. Western Conf.	8-12
vs. Eastern Conf.	5-13

BREAKDOWN

Games 1-12	4-8
Games 13-25	6-7
Games 26-40	3-10
Pre-All Star Break	10-14
Post-All Star Break	3-11

BY REST

On 0-1 Days Rest	5-15
On 2 Days Rest	6-5
On 3 Days Rest	1-2
On 4+ Days Rest	1-2

SHOOTING

CHI Shoots <30.0%	0-0
CHI Shoots 30.0-40.0%	1-8
CHI Shoots 40.0-50.0%	10-17
CHI Shoots >50.0%	2-0
Opponent Shoots <30.0%	0-0
Opponent Shoots 30.0-40.0%	3-4
Opponent Shoots 40.0-50.0%	10-17
Opponent Shoots Shoots >50.0%	0-4

DEFENSE

Allows <60 PTS	0-0
Allows 60-70 PTS	1-2
Allows 71-85 PTS	10-11
Allows 86-100 PTS	2-11
Allows 100+ PTS	0-1

OFFENSE

Scores <60 PTS	0-1
Scores 60-70 PTS	0-6
Scores 71-85 PTS	6-17
Scores 86-100 PTS	7-1
Scores 100+ PTS	0-0

COMMISSIONER'S CUP

Overall	1-4
vs. ATL	0-1
vs. WAS	1-0
vs. NYL	0-1
vs. CON	0-1
vs. IND	0-1

BY DAY

On Monday	0-0
On Tuesday	2-3
On Wednesday	1-4
On Thursday	4-3
On Friday	2-4
On Saturday	2-4
On Sunday	2-7

BY MONTH

May	3-3
June	3-8
July	4-3
August	1-6
September	2-5

BY JERSEY

Explorer Edition (Black)	5-7
Rebel Edition (Blue)	3-9
Heroine Edition (White)	5-9

AFTER QUARTERS

Leading (or tied) after 1Q	9-15
Trailing after 1Q	3-11
Leading (or tied) at halftime	8-7
Trailing at halftime	5-18
Leading (or tied) after 3Q	10-5
Trailing after 3Q	3-20

MISC.

More (or tied) total rebounds than opp.	12-15
Fewer total rebounds than opp.	1-10
More (or tied) turnovers than opp.	5-17
Fewer turnovers than opp.	8-8
More (or tied) pts in the paint than opp.	13-14
Fewer pts in the paint than opp.	0-11



SKY STARTING LINEUPS IN 2024 (MOST RECENT LINEUP IN BOLD)

GUARD	GUARD	FORWARD	FORWARD	CENTER	GAMES	RECORD	PCT.
Dana Evans	Marina Mabrey	Diamond DeShields	Angel Reese	Elizabeth Williams	7	3-4	.429
Dana Evans	Marina Mabrey	Michaela Onyenwere	Angel Reese	Elizabeth Williams	2	1-1	.500
Dana Evans	Marina Mabrey	Diamond DeShields	Angel Reese	Kamilla Cardoso	3	0-3	.000
Lindsay Allen	Chennedy Carter	Marina Mabrey	Angel Reese	Kamilla Cardoso	12	6-6	.500
Lindsay Allen	Rachel Banham	Michaela Onyenwere	Angel Reese	Kamilla Cardoso	6	1-5	.167
Lindsay Allen	Chennedy Carter	Michaela Onyenwere	Angel Reese	Kamilla Cardoso	4	1-3	.250
Lindsay Allen	Chennedy Carter	Michaela Onyenwere	Isabelle Harrison	Kamilla Cardoso	3	1-2	.333
Lindsay Allen	Chennedy Carter	Rachel Banham	Michaela Onyenwere	Kamilla Cardoso	1	0-1	.000

RECORD WHEN IN STARTING LINEUP

REGULAR SEASON

Evans	4-8
Mabrey	10-14
DeShields	3-7
Reese	12-22
Williams	4-5
Onyenwere	4-12
Cardoso	9-20
Allen	9-17
Carter	8-12
Banham	1-6
Harrison	1-2

2024 WIN-LOSS MARGIN

MARGINS	1	2	3	4	5	6	7	8	9	10	11	12	13	14	15	16	17	18	19	20+
GAMES WON BY	1			2				3	3	1	1			1	1					
GAMES LOST BY	1	3		2	2			4	2			1	2	1	1		1	1	2	2



SKY 2024 TEAM AND OPPONENT SEASON HIGHS

	INDIVIDUAL	OPPONENT INDIVIDUAL	CHICAGO SKY	OPPOSING TEAM
PTS	34 CHENNEDY CARTER 07/16/24	35 ARIKE OGUNBOWALE 05/18/24	93 07/16/24	100 08/30/24 - INDIANA
FGM	15 CHENNEDY CARTER 07/16/24	14 BREANNA STEWART 06/04/24	36 09/06/24	37 05/15/24 - DALLAS
FGA	24 CHENNEDY CARTER (TWO TIMES)	28 ARIKE OGUNBOWALE A'JA WILSON	82 06/30/24	82 05/15/24 - DALLAS
3PM	5 RACHEL BANHAM 09/15/24	7 ARIKE OGUNBOWALE 06/20/24	14 09/15/24	13 (THREE TIMES)
3PA	6 DANA EVANS (THREE TIMES)	16 ARIKE OGUNBOWALE 06/20/24	25 09/15/24	36 07/13/24 - NEW YORK
FTM	10 DANA EVANS 06/20/24	11 ARIKE OGUNBOWALE 05/18/24	25 06/04/24	24 06/12/24 - CONNECTICUT
FTA	11 ANGEL REESE 06/23/24	12 A'JA WILSON 06/27/24	32 06/23/24	29 05/30/24 - LOS ANGELES 08/30/24 - INDIANA
OREB	10 ANGEL REESE (TWO TIMES)	6 TINA CHARLES 07/02/24	19 05/18/24	16 05/25/24 - CONNECTICUT
DREB	14 ANGEL REESE 07/02/24	11 JONQUEL JONES 07/10/24	35 07/10/24	34 06/30/24 - MINNESOTA
REB	22 ANGEL REESE 08/25/24	14 (FIVE TIMES)	47 08/25/24	42 (TWO TIMES)
AST	7 LINDSAY ALLEN CHENNEDY CARTER	12 CAITLIN CLARK 08/30/24	27 05/30/24	28 (TWO TIMES)
STL	5 DANA EVANS ANGEL REESE	6 ALYSSA THOMAS 06/12/24	15 05/18/24	14 06/08/24 - ATLANTA
BLK	5 ELIZABETH WILLIAMS KAMILLA CARDOSO (2X)	8 EZI MAGBEGOR 07/05/24	13 05/18/24	12 05/15/24 - DALLAS
TO	6 DANA EVANS 06/08/24	6 (FOUR TIMES)	23 08/28/24	26 05/18/24 - DALLAS



MISCELLANEOUS STATISTICS AND RECORDS

SKY MILESTONE WATCH

Major and/or imminent milestones in bold

PLAYER	MILESTONE	HAS	NEEDS	NOTES
Isabelle Harrison	1,000 career rebounds	938	62	

2024 SKY SEASON STATISTICAL LEADERS (INCLUDING TIES)

PLAYER	PTS	REB	AST	STL	BLK
DIAMOND DESHIELDS	1		1	3	4
ELIZABETH WILLIAMS		3		2	6
MORIAH JEFFERSON				2	
ANGEL REESE	5	29	2	9	7
CHENNEDY CARTER	18		7	10	1
KAMILLA CARDOSO	2	4	2	3	19
DANA EVANS	3		6	4	2
MICHAELA ONYENWERE	3	1		7	5
LINDSAY ALLEN	1		19	7	3
ISABELLE HARRISON		2		3	5
BRIANNA TURNER				2	1
RACHEL BANHAM			1	1	2

CHICAGO SKY SEASON BOX SCORES

DATE	OPPONENT	FGM-A	FG%	3PM-A	3P%	FTM-A	FT%	OREB	DREB	REB	AST	STL	BLK	TO	PF	PTS
05.15	@ DALLAS	29-74	39.2	5-17	29.4	16-27	59.3	16	21	37	14	9	3	12	19	79
05.18	@ DALLAS	32-80	40.0	4-21	19.0	15-20	75.0	19	23	42	25	15	13	17	24	83
05.23	@ NEW YORK	35-75	46.7	7-19	36.8	13-20	65.0	11	27	38	22	5	2	9	18	90
05.25	CONNECTICUT	28-64	43.8	8-17	47.1	18-22	81.8	9	12	21	18	13	3	11	24	82
05.28	SEATTLE	27-66	40.9	4-12	33.3	10-13	76.9	10	27	37	19	11	0	21	18	68
05.30	LOS ANGELES	32-75	42.7	7-19	36.8	12-16	75.0	13	22	35	27	13	7	14	26	83
06.01	@ INDIANA	28-69	40.6	2-12	16.7	12-18	66.7	12	31	43	15	7	1	15	17	70
06.04	NEW YORK	24-74	32.4	2-7	28.6	25-28	89.3	12	30	42	15	5	4	10	17	75
06.06	@ WASHINGTON	30-79	38.0	1-14	7.1	18-22	81.8	13	27	40	18	14	1	13	21	79
06.08	ATLANTA	29-60	48.3	3-11	27.3	19-21	90.5	7	22	29	17	8	2	20	21	80
06.12	CONNECTICUT	28-58	48.3	6-13	46.2	13-15	86.7	8	21	29	19	8	7	17	18	75
06.14	@ WASHINGTON	30-66	45.5	4-13	30.8	17-25	68.0	9	25	34	16	9	1	14	25	81
06.16	@ INDIANA	33-81	40.7	5-12	41.7	12-14	85.7	12	30	32	20	8	2	5	21	83
06.20	DALLAS	32-69	46.4	3-12	25.0	16-20	80.0	11	28	39	19	7	3	13	16	83
06.23	INDIANA	31-62	50.0	4-17	23.5	22-32	68.8	7	31	38	25	4	1	15	18	88
06.27	LAS VEGAS	34-78	43.6	4-15	26.7	11-14	78.6	10	28	38	20	6	3	6	20	83
06.30	MINNESOTA	25-82	30.5	5-18	27.8	7-14	50.0	16	28	44	14	9	3	14	21	62
07.02	@ ATLANTA	33-70	47.1	6-14	42.9	13-18	72.2	10	24	34	20	6	4	10	17	85
07.05	@ SEATTLE	34-72	47.2	5-14	35.7	15-21	71.4	14	23	37	21	7	5	11	22	88
07.07	@ SEATTLE	29-78	37.2	3-14	21.4	10-12	83.3	11	27	38	20	8	9	10	18	71
07.10	ATLANTA	32-74	43.2	6-17	35.3	8-13	61.5	8	35	43	22	11	8	10	13	78
07.11	@ NEW YORK	34-74	45.9	4-10	40.0	4-7	57.1	10	26	36	23	3	1	12	18	76
07.13	NEW YORK	28-69	40.6	7-15	46.7	4-4	100.0	12	29	41	15	4	2	14	16	67
07.16	@ LAS VEGAS	35-72	48.6	4-13	30.8	19-22	86.4	7	28	35	20	9	2	13	16	93
08.15	PHOENIX	27-73	37.0	4-19	21.1	7-14	50.0	15	18	33	14	7	3	11	20	65
08.17	@ LOS ANGELES	35-72	48.6	4-9	44.4	16-24	66.7	12	30	42	20	4	5	12	19	90
08.18	@ PHOENIX	28-78	35.9	0-14	0.0	12-21	57.1	17	27	44	20	5	1	9	20	68
08.23	@ CONNECTICUT	29-65	44.6	3-9	33.3	19-22	86.4	10	32	42	18	7	4	16	23	80
08.25	LAS VEGAS	30-82	36.6	7-15	46.7	8-12	66.7	15	32	47	17	1	9	10	14	75
08.28	WASHINGTON	27-58	46.6	5-14	35.7	11-15	73.3	10	26	36	19	2	4	21	17	70
08.30	INDIANA	29-72	40.3	9-25	36.0	14-21	66.7	13	29	42	24	6	1	13	21	81
09.01	@ MINNESOTA	27-59	45.8	2-9	22.2	18-19	94.7	11	27	38	15	5	1	21	18	74
09.03	@ LAS VEGAS	25-60	41.7	7-18	38.9	14-19	73.7	6	23	29	16	8	2	17	18	71
09.06	LOS ANGELES	36-70	51.4	7-16	43.8	13-14	92.9	7	28	35	24	9	5	13	18	92
09.08	DALLAS	35-70	50.0	5-13	38.5	17-23	73.9	8	30	38	19	6	4	12	18	92
09.11	WASHINGTON	25-70	35.7	1-8	12.5	7-11	63.6	11	21	32	17	7	4	15	20	58
09.13	@ MINNESOTA	25-68	36.8	4-17	23.5	12-17	70.6	9	25	34	17	4	6	12	12	66
09.15	PHOENIX	32-72	44.4	14-25	56.0	10-15	66.7	11	26	37	26	4	3	7	16	88
09.17	@ ATLANTA															
09.19	@ CONNECTICUT															
TOTAL		1,142-2,690	42.5	181-557	32.5	507-685	74.0	422	989	1,411	713	274	139	495	718	2,972
AVERAGE		30.1-70.8	42.5	4.8-14.7	32.5	13.3-18.0	74.0	11.1	26.0	37.1	18.8	7.2	3.7	13.0	18.9	78.2



MISCELLANEOUS GAME-BY-GAME STATS

DATE	OPPONENT	PTS OFF		TURNOVERS		2ND CHANCE POINTS		FASTBREAK POINTS		POINTS IN THE PAINT		BENCH POINTS	
		CHI	OPP	CHI	OPP	CHI	OPP	CHI	OPP	CHI	OPP	CHI	OPP
05.15	@ DALLAS	14	24	12	26	12	13	42	60	12	23		
05.18	@ DALLAS	34	6	18	20	16	10	46	24	18	20		
05.23	@ NEW YORK	19	11	17	12	19	11	46	36	22	17		
05.25	CONNECTICUT	23	14	7	27	14	11	34	40	20	11		
05.28	SEATTLE	17	21	4	7	16	18	34	40	19	7		
05.30	LOS ANGELES	18	19	9	12	10	4	40	32	23	11		
06.01	@ INDIANA	17	14	13	7	11	11	34	38	33	5		
06.04	NEW YORK	8	17	11	9	15	11	38	42	29	6		
06.06	@ WASHINGTON	20	18	19	12	9	2	48	38	45	21		
06.08	ATLANTA	12	26	10	20	6	7	36	36	21	19		
06.12	CONNECTICUT	18	14	8	15	12	13	44	42	21	7		
06.14	@ WASHINGTON	24	16	13	13	19	6	48	32	38	13		
06.16	@ INDIANA	16	3	14	7	17	12	44	50	20	17		
06.20	DALLAS	10	12	13	9	14	11	48	22	18	13		
06.23	INDIANA	12	17	7	5	9	3	48	28	14	7		
06.27	LAS VEGAS	12	5	11	6	14	18	40	40	9	9		
06.30	MINNESOTA	15	14	11	5	8	11	36	24	10	15		
07.02	@ ATLANTA	22	13	6	11	12	13	44	36	29	17		
07.05	@ SEATTLE	17	15	11	16	9	21	50	46	6	10		
07.07	@ SEATTLE	10	13	15	12	17	14	46	42	11	8		
07.10	ATLANTA	21	11	4	7	15	9	44	40	24	22		
07.11	@ NEW YORK	10	21	6	2	2	17	56	28	16	18		
07.13	NEW YORK	2	11	12	8	13	10	34	36	17	18		
07.16	@ LAS VEGAS	16	18	14	3	9	15	50	36	19	25		
08.15	PHOENIX	11	19	8	5	6	11	38	34	27	11		
08.17	@ LOS ANGELES	19	20	18	9	6	8	50	34	25	29		
08.18	@ PHOENIX	6	13	15	14	6	11	38	34	17	19		
08.23	@ CONNECTICUT	12	27	11	7	17	18	42	34	11	30		
08.25	LAS VEGAS	7	15	13	11	8	14	34	40	0	13		
08.28	WASHINGTON	14	21	15	8	2	14	42	34	27	24		
08.30	INDIANA	5	25	12	7	10	17	30	28	12	14		
09.01	@ MINNESOTA	10	27	16	8	10	14	42	26	14	11		
09.03	@ LAS VEGAS	13	19	10	6	8	12	28	36	27	4		
09.06	LOS ANGELES	12	18	15	10	10	23	48	44	23	21		
09.08	DALLAS	17	8	10	14	23	14	46	42	19	9		
09.11	WASHINGTON	11	19	10	7	2	14	30	36	8	36		
09.13	@ MINNESOTA	15	15	7	11	2	14	30	24	13	26		
09.15	PHOENIX	12	5	11	7	6	6	30	44	25	8		
09.17	@ ATLANTA												
09.19	@ CONNECTICUT												
TOTAL		551	604	436	395	414	461	1,548	1,378	742	583		
AVERAGE		14.5	15.9	11.5	10.4	10.9	12.1	40.7	36.3	19.5	15.3		



#0 DIAMOND DESHIELDS

G

HEIGHT

6'1"

HOMETOWN

West Palm Beach, Florida

WEIGHT

172 lbs.

COLLEGE

University of Tennessee

AGE

29 (03/05/95)

ACQUIRED

Free Agency 2024

EXPERIENCE

5 Years

DRAFTED

Chicago (3rd Overall, 2018)

BIO: Full name is Diamond Danae-Aziza DeShields. Parents are Tisha and Delino DeShields. Has two brothers, Delino Jr. and D'Angelo, and two sisters, Denim and Delaney. Mother was an All-America track & field athlete (heptathlon, 1991) at Tennessee. Father played 13 years of Major League Baseball with stints in Montreal, L.A. (Dodgers), St. Louis, Baltimore and Chicago (Cubs). Her brother, Delino, Jr., was selected by the Houston Astros with the eighth overall pick in the 2010 MLB draft and now plays outfield for the Texas Rangers. Majored in communication studies.

	2024 HIGHS	CAREER HIGHS
MIN	24	43
FGM	7	11
FGA	12	27
3PM	1	5
3PA	3	10
FTM	4	13
FTA	4	16
OREB	3	4
DREB	2	12
REB	5	12
AST	5	10
STL	3	5
BLK	2	3
PTS	16	30

2022 (PHOENIX): Appeared in 27 games with Phoenix after being acquired in a five-team trade with Chicago. As part of the trade agreement, Chicago acquired guard Julie Allemand and a 2023 first round pick in exchange for a 2022 first round pick and 2023 first round pick, alongside DeShields. In 27 games with Phoenix, DeShields averaged 13.1 points, 3.8 rebounds, 2.2 assists and 1.0 steals while shooting 38.8% from the field. She scored a season-high 25 points in a win over New York on Aug. 6, making 10 of her 26 shots from the floor. She had a career and season-high 10 assists days later on Aug. 10 against Minnesota. She had a season-high 10 rebounds on June 25 against Dallas. Missed the 2023 season with injury.

DATE	OPP.	G-GS	MIN	FGM-A	FG%	3PM-A	3P%	FTM-A	FT%	OREB	DREB	REB	AST	STL	BLK	TO	PF	PTS
05.15	@ DAL	1-1	18	7-12	58.3	0-2	0.0	0-0	-	2	0	2	1	3	0	1	1	14
05.18	@ DAL	1-1	24	7-12	58.3	1-3	33.3	1-3	33.3	3	2	5	3	2	2	4	1	16
05.23	@ NYL	0-0	-	-	-	-	-	-	-	-	-	-	-	-	-	-	-	-
05.25	CON	1-1	17	1-6	16.7	0-2	0.0	1-2	50.0	0	2	2	5	2	0	0	2	3
05.28	SEA	1-1	24	2-8	25.0	0-2	0.0	2-3	66.7	0	1	1	2	2	0	2	3	6
05.30	LAS	1-1	20	1-8	12.5	0-2	0.0	0-0	-	0	2	2	3	1	1	1	3	2
06.01	@ IND	0-0	-	-	-	-	-	-	-	-	-	-	-	-	-	-	-	-
06.04	NYL	1-1	19	1-7	14.3	0-0	-	2-2	100.0	0	2	2	2	0	1	0	2	4
06.06	@ WAS	1-1	11	1-4	25.0	0-3	0.0	0-0	-	0	2	2	0	0	0	2	2	2
06.08	ATL	1-1	21	2-6	33.3	0-3	0.0	4-4	100.0	0	0	0	3	0	0	1	2	8
06.12	CON	1-1	23	3-7	42.9	2-4	50.0	1-2	50.0	0	2	2	1	0	1	0	1	9
06.14	@ WAS	1-1	10	1-6	16.7	0-2	0.0	0-0	-	0	0	0	0	0	1	0	0	2
06.16	@ IND	1-0	7	1-4	25.0	0-0	-	0-0	-	0	0	0	0	0	0	0	0	2
06.20	DAL	1-0	13	0-3	0.0	0-2	0.0	0-0	-	0	2	2	1	0	0	0	1	0
06.23	IND	1-0	17	2-3	66.7	2-3	66.7	2-2	100.0	0	0	0	1	2	1	1	3	8
06.27	LVA	1-0	4	0-2	0.0	0-1	0.0	0-0	-	0	0	0	2	0	0	0	0	0
06.30	MIN	1-0	12	2-4	50.0	0-1	0.0	0-0	-	0	2	2	0	2	0	1	3	4
07.02	@ ATL	1-0	24	3-5	60.0	1-1	100.0	2-3	66.7	0	1	1	2	1	0	2	2	9
07.05	@ SEA	1-0	15	1-6	16.7	1-4	25.0	1-2	50.0	1	4	5	1	0	0	0	0	4
07.07	@ SEA	1-0	14	0-2	0.0	0-1	0.0	0-0	-	0	1	1	2	1	0	0	1	0
07.10	ATL	1-0	4	1-2	50.0	0-1	0.0	0-0	-	0	0	0	0	0	0	0	0	2
07.11	@ NYL	1-0	9	0-2	0.0	0-1	0.0	0-0	-	0	0	0	1	0	0	1	2	0
07.13	NYL	1-0	7	0-2	0.0	0-0	-	0-0	-	0	1	1	1	0	0	1	1	0
07.16	@ LVA	0-0	-	-	-	-	-	-	-	-	-	-	-	-	-	-	-	-
08.15	PHX	1-0	17	3-10	30.0	0-3	0.0	0-0	-	1	3	4	2	1	0	1	2	6
08.17	@ LAS	1-0	7	1-3	33.3	0-0	-	0-2	0.0	0	0	0	0	0	0	0	0	2
08.18	@ PHX	1-0	5	0-1	0.0	0-1	0.0	0-0	-	0	1	1	1	0	0	0	0	0
08.23	@ CON	1-0	6	0-2	0.0	0-1	0.0	0-0	-	0	1	1	1	0	0	0	1	0
08.25	LVA	1-0	7	0-1	0.0	0-0	-	0-0	-	0	1	1	1	0	0	0	0	0
08.28	WAS	1-0	16	5-7	71.4	1-3	33.3	1-2	50.0	0	1	1	0	0	0	2	2	12
08.30	IND	1-0	12	2-7	28.6	0-0	-	2-5	40.0	0	2	2	1	1	0	1	5	6
09.01	@ MIN	1-0	13	3-6	50.0	0-1	0.0	0-0	-	0	2	2	0	1	1	5	2	6
09.03	@ LVA	1-0	16	0-3	0.0	0-1	0.0	0-0	-	0	1	1	2	0	0	1	4	0
09.06	LAS	1-0	18	3-6	50.0	1-3	33.3	3-3	100.0	0	2	2	2	0	0	1	4	10
09.08	DAL	1-0	13	3-4	75.0	0-1	0.0	0-1	0.0	0	1	1	2	1	0	1	2	6
09.11	WAS	0-0	-	-	-	-	-	-	-	-	-	-	-	-	-	-	-	-
09.13	@ MIN	0-0	-	-	-	-	-	-	-	-	-	-	-	-	-	-	-	-
09.15	PHX	0-0	-	-	-	-	-	-	-	-	-	-	-	-	-	-	-	-
09.17	@ ATL																	
09.19	@ CON																	
TOTAL		32-10	443	56-162	34.6	9-52	17.3	24-40	60.0	7	39	46	43	20	8	29	52	143
AVERAGE			13.8	1.8-5.1	34.6	0.3-1.6	17.3	0.8-1.3	60.0	0.2	1.2	1.4	1.3	0.6	0.3	0.9	1.6	4.5



#1 ELIZABETH WILLIAMS

C/F

HEIGHT

6'3"

HOMETOWN

United Kingdom, England

WEIGHT

200 lbs.

COLLEGE

Duke University

AGE

30 (6/23/93)

ACQUIRED

Free Agency 2023

EXPERIENCE

9 years

DRAFTED

Connecticut (4th overall, 2015)

BIO: Born Elizabeth Olatayo Williams in Colchester, Essex, England. Daughter of Dr. Alex and Margaret Williams. Has one younger brother, Mark, and one older sister, Victoria. Mark plays for the NBA's Charlotte Hornets after a two-year collegiate career at Duke. Williams was on the Principal's List and recipient of the Cavalier Award in 2007-08. Was on Dean's List at Duke in the Spring of 2012. A two-time ACC Honor Roll selection.

	2024 HIGHS	CAREER HIGHS
MIN	37	45
FGM	5	11
FGA	14	16
3PM	-	-
3PA	-	1
FTM	4	9
FTA	6	12
OREB	5	8
DREB	7	13
REB	11	16
AST	3	6
STL	5	5
BLK	5	8
PTS	12	23

2023 (CHICAGO): Signed with the Chicago Sky on Feb. 3, 2023. Averaged 9.8 points, 5.8 rebounds, 1.5 blocks and career highs of 2.5 assists and 1.3 steals. Named to the WNBA All-Defensive Second Team after averaging her most blocks per game since 2019. Moved to 11th on the all-time blocks list on July 25 against Las Vegas with 405 career blocks. Previously moved past Tina Charles for 12th on the all-time list on June 28. Is 13 blocks away from moving to the top 10 in career blocks in league history. Recorded three or more blocks in a game seven times in 2023, including a season-high six against Seattle on July 28. Recorded three or more steals in a game five times in 2023, including a career-high five on Aug. 6 against Dallas.

DATE	OPP.	G-GS	MIN	FGM-A	FG%	3PM-A	3P%	FTM-A	FT%	OREB	DREB	REB	AST	STL	BLK	TO	PF	PTS
05.15	@ DAL	1-1	34	4-8	50.0	0-0	-	4-6	66.7	5	3	8	1	1	1	4	3	12
05.23	@ DAL	1-1	32	5-14	35.7	0-0	-	2-3	66.7	5	5	10	3	5	5	1	4	12
05.23	@ NYL	1-1	28	3-6	50.0	0-0	-	3-6	50.0	4	3	7	3	2	0	2	3	9
05.25	CON	1-1	37	4-8	50.0	0-0	-	2-2	100.0	2	3	5	2	2	3	0	2	10
05.28	SEA	1-1	29	6-11	54.6	0-0	-	0-0	-	2	6	8	1	0	0	2	1	12
05.30	LAS	1-1	31	6-9	66.7	0-0	-	5-7	71.4	4	7	11	1	4	4	1	2	17
06.01	@ IND	1-1	22	1-7	14.3	0-0	-	0-0	-	0	5	5	1	1	1	2	4	2
06.04	NYL	1-1	28	5-8	62.5	0-0	-	0-0	-	3	5	8	2	0	1	2	0	10
06.06	@ WAS	1-1	10	3-5	60.0	0-0	-	0-0	-	0	1	1	0	0	0	1	0	6
06.08	ATL	0-0	-	-	-	-	-	-	-	-	-	-	-	-	-	-	-	-
06.12	CON	0-0	-	-	-	-	-	-	-	-	-	-	-	-	-	-	-	-
06.14	@ WAS	0-0	-	-	-	-	-	-	-	-	-	-	-	-	-	-	-	-
06.16	@ IND	0-0	-	-	-	-	-	-	-	-	-	-	-	-	-	-	-	-
06.20	DAL	0-0	-	-	-	-	-	-	-	-	-	-	-	-	-	-	-	-
06.23	IND	0-0	-	-	-	-	-	-	-	-	-	-	-	-	-	-	-	-
06.27	LVA	0-0	-	-	-	-	-	-	-	-	-	-	-	-	-	-	-	-
06.30	MIN	0-0	-	-	-	-	-	-	-	-	-	-	-	-	-	-	-	-
07.02	@ ATL	0-0	-	-	-	-	-	-	-	-	-	-	-	-	-	-	-	-
07.05	@ SEA	0-0	-	-	-	-	-	-	-	-	-	-	-	-	-	-	-	-
07.07	@ SEA	0-0	-	-	-	-	-	-	-	-	-	-	-	-	-	-	-	-
07.10	ATL	0-0	-	-	-	-	-	-	-	-	-	-	-	-	-	-	-	-
07.11	@ NYL	0-0	-	-	-	-	-	-	-	-	-	-	-	-	-	-	-	-
07.13	NYL	0-0	-	-	-	-	-	-	-	-	-	-	-	-	-	-	-	-
07.16	@ LVA	0-0	-	-	-	-	-	-	-	-	-	-	-	-	-	-	-	-
08.15	PHX	0-0	-	-	-	-	-	-	-	-	-	-	-	-	-	-	-	-
08.17	@ LAS	0-0	-	-	-	-	-	-	-	-	-	-	-	-	-	-	-	-
08.18	@ PHX	0-0	-	-	-	-	-	-	-	-	-	-	-	-	-	-	-	-
08.23	@ CON	0-0	-	-	-	-	-	-	-	-	-	-	-	-	-	-	-	-
08.25	LVA	0-0	-	-	-	-	-	-	-	-	-	-	-	-	-	-	-	-
08.28	WAS	0-0	-	-	-	-	-	-	-	-	-	-	-	-	-	-	-	-
08.30	IND	0-0	-	-	-	-	-	-	-	-	-	-	-	-	-	-	-	-
09.01	@ MIN	0-0	-	-	-	-	-	-	-	-	-	-	-	-	-	-	-	-
09.03	@ LVA	0-0	-	-	-	-	-	-	-	-	-	-	-	-	-	-	-	-
09.06	LAS	0-0	-	-	-	-	-	-	-	-	-	-	-	-	-	-	-	-
09.08	DAL	0-0	-	-	-	-	-	-	-	-	-	-	-	-	-	-	-	-
09.11	WAS	0-0	-	-	-	-	-	-	-	-	-	-	-	-	-	-	-	-
09.13	@ MIN	0-0	-	-	-	-	-	-	-	-	-	-	-	-	-	-	-	-
09.15	PHX	0-0	-	-	-	-	-	-	-	-	-	-	-	-	-	-	-	-
09.17	@ ATL																	
09.19	@ CON																	
TOTAL		9-9	249	37-76	48.7	0-0	-	16-24	66.7	25	38	63	14	15	15	15	19	90
AVERAGE			27.7	4.1-8.4	48.7	0.0-0.0	-	1.8-3.0	66.7	2.8	4.2	7.0	1.6	1.7	1.7	1.7	2.1	10.0



#4 MORIAH JEFFERSON

G

HEIGHT

5'6"

HOMETOWN

Glenn Heights, Texas

WEIGHT

130 lbs.

COLLEGE

University of Connecticut

AGE

30 (03/08/94)

ACQUIRED

Trade 2024

EXPERIENCE

7 Years

DRAFTED

San Antonio (2nd overall, 2016)

BIO: Daughter of Robin and Lorenza Jefferson. She has two brothers, Joshua and Jeremiah, and one sister, Danielle Noble. She played five varsity seasons in high school with Texas Home Educators Sports Association, finishing her career with 3.354 points. She participated in the 2012 WBCA High School All-America Game.

	2024 HIGHS	CAREER HIGHS
MIN	16	38
FGM	2	13
FGA	5	26
3PM	2	4
3PA	4	8
FTM	2	9
FTA	2	9
OREB	2	3
DREB	1	8
REB	3	10
AST	4	12
STL	3	5
BLK	0	2
PTS	8	32

2023 (PHOENIX): Appeared in 39 games (36 starts) with Phoenix, averaging 10.5 points, 3.6 assists and 1.1 steals. Her 10.5 points were her highest average across a full season since her rookie season in 2016. Recorded multiple single-game career highs last season, including a 32-point performance against Minnesota on Sept. 3. She also posted career highs in field goals made (13), three-pointers made (four) and steals (four) last season. Was traded alongside Rachel Banham from Connecticut to Chicago on July 17. Appeared in nine games with Connecticut this season, recording season highs of eight points and three steals on May 17 against Washington. Averaged 2.1 points in her nine games.

DATE	OPP.	G-GS	MIN	FGM-A	FG%	3PM-A	3P%	FTM-A	FT%	OREB	DREB	REB	AST	STL	BLK	TO	PF	PTS
05.14	IND*	1-0	3	1-1	100.0	1-1	100.0	0-0	-	0	0	0	0	0	0	0	1	3
05.17	WAS*	1-0	11	2-4	50.0	2-4	50.0	2-2	100.0	0	0	0	1	3	0	1	2	8
05.20	@ IND*	1-0	8	0-2	0.0	0-1	0.0	2-2	100.0	0	1	1	0	0	0	1	1	2
05.23	MIN*	0-0	-	-	-	-	-	-	-	-	-	-	-	-	-	-	-	-
05.25	@ CHI*	1-0	5	0-0	-	0-0	-	0-0	-	0	0	0	2	1	0	0	0	0
05.28	PHX*	1-0	16	1-5	20.0	0-2	0.0	0-0	-	0	0	0	1	2	0	0	3	2
05.31	DAL*	1-0	2	0-0	-	0-0	-	0-0	-	0	0	0	0	0	0	0	0	0
06.02	@ ATL*	1-0	2	0-0	-	0-0	-	0-0	-	0	1	1	0	0	0	0	0	0
06.04	WAS*	0-0	-	-	-	-	-	-	-	-	-	-	-	-	-	-	-	-
06.08	NYL*	0-0	-	-	-	-	-	-	-	-	-	-	-	-	-	-	-	-
06.10	IND*	1-0	6	2-4	50.0	0-1	0.0	0-0	-	0	0	0	1	0	0	0	1	4
06.12	@ CHI*	1-0	4	0-0	-	0-0	-	0-0	-	0	0	0	1	0	0	0	0	0
06.15	@ DAL*	0-0	-	-	-	-	-	-	-	-	-	-	-	-	-	-	-	-
06.18	LAS*	0-0	-	-	-	-	-	-	-	-	-	-	-	-	-	-	-	-
06.21	@ LVA*	0-0	-	-	-	-	-	-	-	-	-	-	-	-	-	-	-	-
06.23	@ SEA*	0-0	-	-	-	-	-	-	-	-	-	-	-	-	-	-	-	-
06.27	@ WAS*	0-0	-	-	-	-	-	-	-	-	-	-	-	-	-	-	-	-
06.28	ATL*	0-0	-	-	-	-	-	-	-	-	-	-	-	-	-	-	-	-
07.01	@ PHX*	0-0	-	-	-	-	-	-	-	-	-	-	-	-	-	-	-	-
07.04	@ MIN*	0-0	-	-	-	-	-	-	-	-	-	-	-	-	-	-	-	-
07.07	ATL*	0-0	-	-	-	-	-	-	-	-	-	-	-	-	-	-	-	-
07.10	NYL*	0-0	-	-	-	-	-	-	-	-	-	-	-	-	-	-	-	-
07.14	PHX*	0-0	-	-	-	-	-	-	-	-	-	-	-	-	-	-	-	-
07.16	@ NYL*	0-0	-	-	-	-	-	-	-	-	-	-	-	-	-	-	-	-
08.15	PHX	1-0	13	1-4	25.0	0-1	0.0	0-0	-	0	1	1	1	0	0	0	0	2
08.17	@ LAS	0-0	-	-	-	-	-	-	-	-	-	-	-	-	-	-	-	-
08.18	@ PHX	1-0	11	0-1	0.0	0-1	0.0	3-4	75.0	0	0	0	4	0	0	0	0	3
08.23	@ CON	1-0	3	0-1	0.0	0-0	-	0-0	-	0	0	0	0	0	0	0	0	0
08.25	LVA	1-0	6	0-2	0.0	0-1	0.0	0-0	-	0	1	1	2	1	0	1	0	0
08.28	WAS	1-0	14	1-4	25.0	1-3	33.3	0-0	-	1	1	2	3	0	0	1	0	3
08.30	IND	1-0	15	0-5	0.0	0-2	0.0	0-0	-	2	1	3	2	0	0	1	1	0
09.01	@ MIN	1-0	7	0-1	0.0	0-1	0.0	0-0	-	0	0	0	1	0	0	0	1	0
09.03	@ LVA	1-0	11	1-2	50.0	0-0	-	0-0	-	0	0	0	1	0	0	1	0	2
09.06	LAS	1-0	5	0-0	-	0-0	-	0-0	-	0	0	0	3	0	0	1	1	0
09.08	DAL	0-0	-	-	-	-	-	-	-	-	-	-	-	-	-	-	-	-
09.11	WAS	1-0	8	0-1	0.0	0-0	-	0-0	-	0	0	0	2	0	0	0	0	0
09.13	@ MIN	1-0	1	0-0	-	0-0	-	0-0	-	0	0	0	0	0	0	0	1	0
09.15	PHX	1-0	4	0-0	-	0-0	-	2-2	100.0	0	0	0	1	0	0	0	1	2
09.17	@ ATL																	
09.19	@ CON																	
TOTAL		21-0	159	9-37	24.3	4-18	22.2	9-10	90.0	3	6	9	26	7	0	7	13	31
AVERAGE			7.6	0.4-1.8	24.3	0.2-0.9	22.2	0.4-0.5	90.0	0.1	0.3	0.4	1.2	0.3	0.0	0.3	0.6	1.5

*Games played with Connecticut



#5 ANGEL REESE

F

HEIGHT

6'3"

HOMETOWN

Randallstown, Maryland

WEIGHT

N/A

COLLEGE

LSU

AGE

22 (05/06/02)

ACQUIRED

Draft 2024

EXPERIENCE

Rookie

DRAFTED

Chicago (7th overall, 2024)

BIO: Born to Angel and Michael Reese. Learned to play basketball at a young age from her mother and from playing against her brother, Julian. Julian currently plays collegiate men's basketball for Maryland. In addition to basketball, Reese also participated in ballet, gymnastics, swimming and track during childhood. Committed to play college basketball as a five-star recruit and became the program's highest-rated recruit ever.

	2024 HIGHS	COLLEGE CAREER HIGHS
MIN	40	41
FGM	8	13
FGA	17	23
3PM	2	1
3PA	2	3
FTM	9	16
FTA	11	18
OREB	10	14
DREB	14	16
REB	22	28
AST	5	7
STL	5	6
BLK	2	6
PTS	27	36

COLLEGE CAREER HIGHLIGHTS (LSU AND MARYLAND): 2024 SEC Player of the Year. 2024 First Team All-SEC. 2024 Wooden Award All-America Team. 2024 AP Second Team All-America. 2024 USBWA First Team All-America. 2024 WBCA All-America. 2023 Sporting News Athlete of the Year. 2023 BET Sportswoman of the Year. 2023 ESPY for Best Breakthrough Athlete. 2023 Final Four Most Outstanding Player. 2023 First Team All-America (AP, WBCA, USBWA, The Athletic). 2023 First Team All-SEC. 2023 SEC All-Defensive Team. 2023 seven-time SEC Player of the Week. 2023 Goombay Splash MVP. Reese finished her LSU career with the third-most points in a single season in LSU history (829 in 2023) and as the program leader in career rebounds per game (14.4).

DATE	OPP.	G-GS	MIN	FGM-A	FG%	3PM-A	3P%	FTM-A	FT%	OREB	DREB	REB	AST	STL	BLK	TO	PF	PTS
05.15	@ DAL	1-1	26	5-14	35.7	0-0	-	2-8	25.0	5	3	8	1	1	0	2	5	12
05.18	@ DAL	1-1	25	3-9	33.3	0-1	0.0	5-7	71.4	7	2	9	2	1	0	2	4	11
05.23	@ NYL	1-1	31	3-10	30.0	0-0	-	7-9	77.8	3	6	9	1	1	0	1	3	13
05.25	CON	1-1	33	4-9	44.4	0-1	0.0	5-6	83.3	3	2	5	2	1	0	2	3	13
05.28	SEA	1-1	30	4-9	44.4	0-0	-	3-3	100.0	6	6	12	3	2	0	3	2	11
05.30	LAS	1-1	25	3-8	37.5	0-0	-	0-0	-	3	3	6	3	2	0	2	5	6
06.01	@ IND	1-1	30	2-9	22.2	0-0	-	4-6	66.7	8	5	13	1	1	0	2	2	8
06.04	NYL	1-1	24	3-12	25.0	0-1	0.0	7-8	87.5	5	5	10	1	0	1	1	5	13
06.06	@ WAS	1-1	35	5-17	29.4	0-0	-	6-8	75.0	6	5	11	3	5	0	1	5	16
06.08	ATL	1-1	33	5-10	50.0	0-0	-	3-4	75.0	2	11	13	2	5	0	3	3	13
06.12	CON	1-1	36	8-10	80.0	0-0	-	4-4	100.0	4	6	10	1	2	0	4	5	20
06.14	@ WAS	1-1	32	3-10	30.0	0-0	-	4-4	100.0	3	11	14	2	1	0	1	4	10
06.16	@ IND	1-1	31	4-13	30.8	0-0	-	3-3	100.0	5	8	13	5	2	1	1	5	11
06.20	DAL	1-1	29	7-13	53.8	0-0	-	2-3	66.7	8	10	18	3	2	0	2	2	16
06.23	IND	1-1	36	8-12	66.7	0-0	-	9-11	81.8	3	13	16	1	0	0	3	1	25
06.27	LVA	1-1	31	7-16	43.8	0-0	-	4-5	80.0	5	6	11	1	0	0	0	4	18
06.30	MIN	1-1	35	4-16	25.0	0-0	-	2-4	50.0	5	11	16	0	0	0	1	3	10
07.02	@ ATL	1-1	36	5-12	41.7	0-1	0.0	2-4	50.0	5	14	19	3	0	2	1	2	12
07.05	@ SEA	1-1	31	8-13	61.5	2-2	100.0	9-10	90.0	7	3	10	2	0	2	2	4	27
07.07	@ SEA	1-1	40	8-15	53.3	0-2	0.0	1-2	50.0	4	10	14	0	4	1	2	4	17
07.10	ATL	1-1	30	4-9	44.4	0-1	0.0	3-4	75.0	2	11	13	2	3	2	2	4	11
07.11	@ NYL	1-1	30	5-17	29.4	0-0	-	0-0	-	5	5	10	1	0	1	1	2	10
07.13	NYL	1-1	36	3-13	23.1	0-1	0.0	2-2	100.0	6	10	16	1	1	0	2	5	8
07.16	@ LVA	1-1	35	4-10	40.0	0-0	-	5-6	83.3	2	8	10	3	0	0	1	3	13
08.15	PHX	1-1	33	4-14	28.6	0-0	-	3-8	37.5	8	7	15	1	2	1	1	3	11
08.17	@ LAS	1-1	34	4-13	30.8	0-0	-	6-8	75.0	5	6	11	1	0	1	4	4	14
08.18	@ PHX	1-1	35	8-16	50.0	0-0	-	3-5	60.0	10	10	20	1	1	0	2	4	19
08.23	@ CON	1-1	37	3-12	25.0	0-0	-	7-8	87.5	7	13	20	3	0	2	0	2	13
08.25	LVA	1-1	37	4-16	25.0	0-1	0.0	3-4	75.0	10	12	22	1	0	2	3	3	11
08.28	WAS	1-1	35	3-10	30.0	0-0	-	1-2	50.0	4	10	14	2	1	0	6	4	7
08.30	IND	1-1	32	4-9	44.4	0-1	0.0	2-5	40.0	2	9	11	2	1	0	4	5	10
09.01	@ MIN	1-1	38	6-16	37.5	0-0	-	5-5	100.0	7	12	19	3	2	0	6	5	17
09.03	@ LVA	1-1	31	4-12	33.3	0-1	0.0	4-7	57.1	2	14	16	3	2	0	1	2	12
09.06	LAS	1-1	32	9-15	60.0	1-3	33.3	5-5	100.0	5	7	12	2	1	0	6	2	24
09.08	DAL	0-0	-	-	-	-	-	-	-	-	-	-	-	-	-	-	-	-
09.11	WAS	0-0	-	-	-	-	-	-	-	-	-	-	-	-	-	-	-	-
09.13	@ MIN	0-0	-	-	-	-	-	-	-	-	-	-	-	-	-	-	-	-
09.15	PHX	0-0	-	-	-	-	-	-	-	-	-	-	-	-	-	-	-	-
09.17	@ ATL																	
09.19	@ CON																	
TOTAL		34-34	1,104	164-419	39.1	3-16	18.8	131-178	73.6	172	274	446	63	44	16	75	119	462
AVERAGE			32.5	4.8-12.3	39.1	0.1-0.5	18.8	3.9-5.2	73.6	5.1	8.1	13.1	1.9	1.3	0.5	2.2	3.5	13.6



#7 CHENNEDY CARTER

G

HEIGHT

5'9"

HOMETOWN

Mansfield, Texas

WEIGHT

143 lbs.

COLLEGE

Texas A&M University

AGE

25 (11/14/98)

ACQUIRED

Free Agency 2024

EXPERIENCE

3 Years

DRAFTED

Atlanta (4th overall, 2020)

BIO: Goes by the nickname “Hollywood.” Second cousin is former WNBA All-Star and Chicago Sky guard Jia Perkins. Godfather is NBA guard Jason “The Jet” Terry. Mother is Shonda Perkins. Played for Kit Kyle Martin in high school, 2019 Wilson Sporting Goods/WBCA High School National Coach of the Year. Has three brothers, Cameron, Chandler and Chendall.

	2024 HIGHS	CAREER HIGHS
MIN	34	36
FGM	15	15
FGA	24	24
3PM	3	3
3PA	4	4
FTM	7	11
FTA	9	11
OREB	1	2
DREB	5	6
REB	9	9
AST	7	8
STL	3	3
BLK	1	2
PTS	33	35

2022 (LOS ANGELES): Appeared in 24 games (two starts) with Los Angeles, averaging 8.9 points, 1.9 rebounds and 1.9 assists while shooting 45.0% from the field and 74.5% from the free-throw line. Recorded a season-high 23 points on July 28 against Phoenix. Had 20 points, a season-high six rebounds, and four assists on May 29 against Minnesota. Had a season-high five assists on May 8 against Indiana. Matched that season high with five assists against Indiana again on May 27. Scored in double figures in 10 of her 24 games.

DATE	OPP.	G-GS	MIN	FGM-A	FG%	3PM-A	3P%	FTM-A	FT%	OREB	DREB	REB	AST	STL	BLK	TO	PF	PTS
05.15	@ DAL	1-0	15	1-2	50.0	0-0	-	2-2	100.0	1	4	5	2	1	0	3	3	4
05.18	@ DAL	1-0	15	6-13	46.2	0-1	0.0	0-0	-	0	1	1	0	0	1	0	5	12
05.23	@ NYL	1-0	18	6-12	50.0	0-2	0.0	0-0	-	1	5	6	4	0	1	1	3	12
05.25	CON	1-0	15	4-7	57.1	0-0	-	3-3	100.0	0	1	1	1	3	0	1	6	11
05.28	SEA	1-0	16	5-9	55.6	0-0	-	2-3	66.7	0	1	1	1	0	0	1	1	12
05.30	LAS	1-0	20	6-10	60.0	1-2	50.0	1-2	50.0	0	1	1	4	0	0	2	4	14
06.01	@ IND	1-0	30	8-12	66.7	0-1	0.0	3-3	100.0	1	3	4	6	1	0	3	3	19
06.04	NYL	1-0	26	7-18	38.9	0-0	-	2-3	66.7	1	2	3	2	3	0	1	3	16
06.06	@ WAS	1-0	27	10-17	58.8	0-0	-	5-5	100.0	0	4	4	2	0	0	2	4	25
06.08	ATL	1-0	15	1-5	20.0	0-0	-	2-2	100.0	0	2	2	1	0	0	0	1	4
06.12	CON	1-0	17	5-11	45.5	0-0	-	0-0	-	0	1	1	3	3	0	3	2	10
06.14	@ WAS	1-0	26	6-9	66.7	0-0	-	4-8	50.0	1	5	6	2	1	0	3	5	16
06.16	@ IND	1-1	28	8-14	57.1	0-0	-	2-3	66.7	0	1	1	4	1	0	0	4	18
06.20	DAL	1-1	27	8-10	80.0	0-0	-	3-3	100.0	0	2	2	1	1	0	2	3	19
06.23	IND	1-1	29	8-12	66.7	1-1	100.0	6-8	75.0	0	2	2	5	0	0	2	2	23
06.27	LVA	1-1	34	9-20	45.0	0-2	0.0	2-2	100.0	2	3	5	4	3	0	0	6	20
06.30	MIN	1-1	34	7-17	41.2	0-1	0.0	1-2	50.0	2	2	4	3	2	0	5	2	15
07.02	@ ATL	1-1	29	11-16	68.8	0-0	-	4-5	80.0	0	0	0	4	2	0	0	4	26
07.05	@ SEA	1-1	36	15-24	62.5	0-0	-	3-5	60.0	1	3	4	3	3	1	0	4	33
07.07	@ SEA	1-1	35	7-22	31.8	0-0	-	7-8	87.5	0	4	4	1	1	1	1	4	21
07.10	ATL	1-1	34	9-21	42.9	1-2	50.0	0-2	0.0	0	5	5	5	1	1	3	0	19
07.11	@ NYL	1-1	32	10-21	47.6	0-0	-	2-4	50.0	1	0	1	5	1	0	2	2	22
07.13	NYL	1-1	16	3-10	30.0	0-1	0.0	1-1	100.0	2	1	3	0	0	0	0	3	7
07.16	@ LVA	1-1	30	14-24	58.3	0-2	0.0	6-7	85.7	0	4	4	2	3	0	3	4	34
08.15	PHX	0-0	-	-	-	-	-	-	-	-	-	-	-	-	-	-	-	-
08.17	@ LAS	1-0	17	4-10	40.0	0-1	0.0	1-1	100.0	0	5	5	1	1	0	2	2	9
08.18	@ PHX	1-1	28	7-18	38.9	0-1	0.0	2-6	33.3	2	4	6	6	0	0	2	4	16
08.23	@ CON	1-1	27	7-18	38.9	0-1	0.0	5-5	100.0	0	6	6	4	0	0	6	6	19
08.25	LVA	1-1	30	9-20	45.0	3-4	75.0	4-5	80.0	1	4	5	3	0	1	0	1	25
08.28	WAS	0-0	-	-	-	-	-	-	-	-	-	-	-	-	-	-	-	-
08.30	IND	0-0	-	-	-	-	-	-	-	-	-	-	-	-	-	-	-	-
09.01	@ MIN	0-0	-	-	-	-	-	-	-	-	-	-	-	-	-	-	-	-
09.03	@ LVA	0-0	-	-	-	-	-	-	-	-	-	-	-	-	-	-	-	-
09.06	LAS	1-1	31	6-15	40.0	0-1	0.0	3-4	75.0	1	8	9	7	1	0	0	2	15
09.08	DAL	1-1	32	10-17	58.8	1-1	100.0	7-9	77.8	1	3	4	6	0	0	3	4	28
09.11	WAS	1-1	24	7-13	53.8	0-0	-	2-4	50.0	0	2	2	1	1	0	1	3	16
09.13	@ MIN	1-1	33	7-22	31.8	0-4	0.0	3-5	60.0	1	5	6	5	1	0	1	2	17
09.15	PHX	1-1	34	7-20	35.0	2-3	66.7	4-6	66.7	3	1	4	4	2	0	2	3	20
09.17	@ ATL																	
09.19	@ CON																	
TOTAL		33-20	868	238-489	48.7	9-31	29.0	95-129	73.6	22	95	117	102	36	6	55	105	577
AVERAGE			26.3	7.2-14.8	48.7	0.3-0.9	29.0	2.9-3.9	73.6	0.7	2.9	3.5	3.1	1.1	0.2	1.7	3.2	17.5



#10 KAMILLA CARDOSO

C

HEIGHT

6'7"

HOMETOWN

Montes Claros, Brazil

WEIGHT

N/A

COLLEGE

University of South Carolina

AGE

23 (04/30/01)

ACQUIRED

Draft 2024

EXPERIENCE

Rookie

DRAFTED

Chicago (3rd overall, 2024)

BIO: Daughter of Janete Soares. Has one sister. Majored in psychology. From Montes Claros, Brazil. Played high school basketball at Hamilton Heights Christian Academy in Chattanooga, Tennessee. Played in the McDonalds' All-American Game and Jordan Brand Classic. Was a five-star recruit and committed to play at Syracuse, becoming the highest-rated recruit in program history.

	2024 HIGHS	COLLEGE CAREER HIGHS
MIN	37	36
FGM	8	12
FGA	11	15
3PM	-	1
3PA	-	1
FTM	8	8
FTA	8	11
OREB	6	10
DREB	11	13
REB	14	17
AST	6	6
STL	2	3
BLK	5	9
PTS	22	25

COLLEGE CAREER HIGHLIGHTS (SOUTH CAROLINA AND SYRACUSE): NCAA National Champion (2022, 2024). NCAA Most Outstanding Player (2024). NCAA All-Tournament (2024). SEC Defensive Player of the Year (2024). First-Team All-SEC (2024). USBWA Women's All-America First-Team (2024). AP All-America Second Team (2024). All-SEC Tournament (2024). John R. Wooden Award All-American (2024). Lisa Leslie Center of the Year Award Finalist (2024). Second-Team All-SEC (2023). SEC 6th Player of the Year (2023). ACC Co-Defensive Player of the Year (2021). ACC Freshman of the Year (2021). First-Team All-ACC (2021). ACC All-Defensive Team (2021). ACC All-Freshman Team (2021).

DATE	OPP.	G-GS	MIN	FGM-A	FG%	3PM-A	3P%	FTM-A	FT%	OREB	DREB	REB	AST	STL	BLK	TO	PF	PTS
05.15	@ DAL	0-0	-	-	-	-	-	-	-	-	-	-	-	-	-	-	-	-
05.18	@ DAL	0-0	-	-	-	-	-	-	-	-	-	-	-	-	-	-	-	-
05.23	@ NYL	0-0	-	-	-	-	-	-	-	-	-	-	-	-	-	-	-	-
05.25	CON	0-0	-	-	-	-	-	-	-	-	-	-	-	-	-	-	-	-
05.28	SEA	0-0	-	-	-	-	-	-	-	-	-	-	-	-	-	-	-	-
05.30	LAS	0-0	-	-	-	-	-	-	-	-	-	-	-	-	-	-	-	-
06.01	@ IND	1-0	18	5-7	71.4	0-0	-	1-2	50.0	1	5	6	0	0	0	2	5	11
06.04	NYL	1-0	12	0-2	0.0	0-0	-	1-2	50.0	1	4	5	0	0	1	1	1	1
06.06	@ WAS	1-0	15	1-4	25.0	0-0	-	0-0	-	3	2	5	3	0	0	1	1	2
06.08	ATL	1-1	21	6-11	54.6	0-0	-	1-2	50.0	5	0	5	1	0	0	2	5	13
06.12	CON	1-1	30	3-7	42.9	0-0	-	4-4	100.0	3	6	9	0	0	3	3	2	10
06.14	@ WAS	1-1	24	4-5	80.0	0-0	-	4-6	66.7	3	1	4	2	0	0	2	4	12
06.16	@ IND	1-1	35	4-11	36.4	0-0	-	2-2	100.0	6	4	10	2	0	1	0	5	10
06.20	DAL	1-1	31	4-10	40.0	0-0	-	1-4	25.0	3	8	11	0	1	2	2	3	9
06.23	IND	1-1	28	7-9	77.8	0-0	-	2-5	40.0	2	8	10	3	1	0	5	4	16
06.27	LVA	1-1	30	2-6	33.3	0-0	-	1-2	50.0	2	6	8	3	0	1	0	1	5
06.30	MIN	1-1	31	1-9	11.1	0-0	-	1-2	50.0	6	4	10	0	0	1	0	3	3
07.02	@ ATL	1-1	27	3-9	33.3	0-0	-	2-2	100.0	5	5	10	1	0	1	1	3	8
07.05	@ SEA	1-1	34	4-9	44.4	0-0	-	1-2	50.0	4	4	8	1	1	2	4	4	9
07.07	@ SEA	1-1	20	3-7	42.9	0-0	-	0-0	-	5	3	8	1	1	4	1	1	6
07.10	ATL	1-1	31	5-9	55.6	0-0	-	0-0	-	3	8	11	1	1	3	1	3	10
07.11	@ NYL	1-1	20	4-5	80.0	0-0	-	0-0	-	1	6	7	1	0	0	0	2	8
07.13	NYL	1-1	34	3-8	37.5	0-0	-	0-0	-	3	2	5	0	1	1	3	2	6
07.16	@ LVA	1-1	30	2-4	50.0	0-0	-	2-2	100.0	4	4	8	2	1	0	0	2	6
08.15	PHX	1-1	25	5-8	62.5	0-0	-	0-0	-	1	4	5	0	2	1	1	3	10
08.17	@ LAS	1-1	28	6-9	66.7	0-0	-	3-4	75.0	3	11	14	3	1	2	0	6	15
08.18	@ PHX	1-1	16	6-7	85.7	0-0	-	0-0	-	1	3	4	2	0	0	0	5	12
08.23	@ CON	1-1	37	8-11	72.7	0-0	-	2-3	66.7	2	4	6	2	1	0	0	5	18
08.25	LVA	1-1	32	4-10	40.0	0-0	-	0-1	0.0	4	8	12	3	0	5	1	2	8
08.28	WAS	1-1	30	3-4	75.0	0-0	-	4-5	80.0	3	8	11	6	0	3	3	4	10
08.30	IND	1-1	34	1-4	25.0	0-0	-	4-4	100.0	3	7	10	5	0	1	1	2	6
09.01	@ MIN	1-1	37	7-11	63.6	0-0	-	8-8	100.0	3	6	9	1	0	0	2	3	22
09.03	@ LVA	1-1	24	5-6	83.3	0-0	-	4-6	66.7	2	0	2	3	3	1	3	6	14
09.06	LAS	1-1	34	5-8	62.5	0-0	-	2-2	100.0	1	8	9	2	2	5	2	3	12
09.08	DAL	1-1	31	4-9	44.4	0-0	-	2-2	100.0	3	8	11	3	1	2	3	5	10
09.11	WAS	1-1	29	4-9	44.4	0-0	-	5-6	83.3	5	3	8	3	0	1	3	4	13
09.13	@ MIN	1-1	37	6-13	46.2	0-0	-	4-6	66.7	5	5	10	0	0	3	1	0	16
09.15	PHX	1-1	9	1-1	100.0	0-0	-	0-0	-	0	3	3	0	0	2	1	2	2
09.17	@ ATL																	
09.19	@ CON																	
TOTAL		32-29	874	126-242	52.1	0-0	-	61-84	72.6	96	158	254	54	17	46	49	101	313
AVERAGE			27.3	3.9-7.6	52.1	0.0-0.0	-	1.9-2.6	72.6	3.0	4.9	7.9	1.7	0.5	1.4	1.5	3.2	9.8



#11 DANA EVANS

G

HEIGHT

5'6"

HOMETOWN

Blue Island, Illinois

WEIGHT

145 lbs.

COLLEGE

University of Louisville

AGE

25 (08/01/98)

ACQUIRED

Trade 2021

EXPERIENCE

3 Years

DRAFTED

Dallas (13th overall, 2021)

BIO: Daughter of Damon and Shwanda Evans; has three brothers (Damon Evans Jr., Justin Mitchell, Lawrence Jones). Majored in sport administration. Grew up in Gary, Indiana. Began playing basketball in fourth grade. Evans was the first girl from Gary to make it to the McDonalds' All-American Game. Impressed Valparaiso head coach Keith Freeman during a sixth grade game, who was quoted as saying "I want to offer her a scholarship right now."

	2024 HIGHS	CAREER HIGHS
MIN	35	35
FGM	7	9
FGA	16	17
3PM	3	4
3PA	6	7
FTM	10	10
FTA	10	10
OREB	1	1
DREB	4	3
REB	4	4
AST	6	8
STL	5	5
BLK	1	2
PTS	15	24

2023 (CHICAGO): Finished third in 2023 Sixth Woman of the Year voting after averaging career highs of 9.0 points, 3.0 assists and 0.7 steals. Played in 39 games and made one start. Leading scorer off the bench in the WNBA (for players with 20 or more games off the bench), averaging 8.9 points off the bench. Sky finished 7-2 in games that Evans finished with 13 or more points in. Ranked third on the team in assists. Ranked first in the WNBA in total points (337), field goals made (111) and assists (113) off the bench. Recorded a season-high 23 points and made a career-high four three-pointers on Aug. 22 against Seattle. Recorded a career-high eight assists on June 11 at Las Vegas and matched that high on Aug. 22.

DATE	OPP.	G-GS	MIN	FGM-A	FG%	3PM-A	3P%	FTM-A	FT%	OREB	DREB	REB	AST	STL	BLK	TO	PF	PTS
05.15	@ DAL	1-1	30	3-12	25.0	2-6	33.3	2-2	100.0	1	2	3	6	0	1	0	1	10
05.18	@ DAL	1-1	31	3-9	33.3	0-3	0.0	6-6	100.0	0	1	1	6	1	1	3	1	12
05.23	@ NYL	1-1	29	5-12	41.6	2-4	50.0	0-0	-	0	2	2	4	2	0	0	2	12
05.25	CON	1-1	28	3-10	30.0	3-6	50.0	4-4	100.0	0	0	0	1	1	0	2	2	13
05.28	SEA	1-1	29	5-9	55.6	3-5	60.0	0-0	-	0	1	1	4	2	0	3	3	13
05.30	LAS	1-1	31	7-16	43.8	0-2	0.0	1-1	100.0	1	0	1	4	5	1	3	1	15
06.01	@ IND	1-1	35	5-11	45.5	0-3	0.0	2-2	100.0	0	4	4	4	1	0	1	1	12
06.04	NYL	1-1	26	1-7	14.3	0-1	0.0	2-2	100.0	0	3	3	0	1	0	1	0	4
06.06	@ WAS	1-1	13	0-4	0.0	0-2	0.0	0-0	-	0	1	1	4	0	1	1	1	0
06.08	ATL	1-1	31	5-8	62.5	1-2	50.0	2-2	100.0	0	0	0	5	1	0	6	2	13
06.12	CON	1-1	23	2-4	50.0	1-1	100.0	0-0	-	0	1	1	5	1	0	1	2	5
06.14	@ WAS	1-1	21	5-11	45.5	2-2	100.0	2-2	100.0	1	0	1	2	1	0	1	2	14
06.16	@ IND	1-0	21	4-9	44.4	3-5	60.0	1-1	100.0	0	1	1	3	1	0	0	3	12
06.20	DAL	1-0	26	1-5	20.0	0-3	0.0	10-10	100.0	0	4	4	4	2	0	2	1	12
06.23	IND	1-0	13	1-4	25.0	0-2	0.0	0-0	-	0	0	0	3	0	0	0	4	2
06.27	LVA	1-0	6	0-2	0.0	0-1	0.0	0-0	-	0	0	0	0	0	0	2	0	0
06.30	MIN	1-0	7	1-4	25.0	0-3	0.0	0-0	-	0	0	0	0	0	0	0	0	2
07.02	@ ATL	1-0	23	5-8	62.5	4-6	66.7	0-0	-	0	1	1	3	0	0	1	1	14
07.05	@ SEA	1-0	9	0-1	0.0	0-0	-	0-0	-	0	0	0	3	0	0	1	1	0
07.07	@ SEA	1-0	14	0-3	0.0	0-1	0.0	0-0	-	0	2	2	3	1	0	2	1	0
07.10	ATL	1-0	17	3-6	50.0	1-2	50.0	2-3	66.7	0	2	2	3	2	0	0	1	9
07.11	@ NYL	1-0	7	0-2	0.0	0-1	0.0	0-0	-	0	0	0	0	1	0	1	0	0
07.13	NYL	1-0	8	1-3	33.3	1-3	33.3	0-0	-	0	0	0	2	0	0	1	0	3
07.16	@ LVA	1-0	13	0-2	0.0	0-1	0.0	2-2	100.0	0	1	1	3	0	0	3	2	2
08.15	PHX	1-0	24	6-10	60.0	2-4	50.0	0-0	-	1	0	1	1	0	0	3	1	14
08.17	@ LAS	1-0	17	1-2	50.0	1-1	100.0	2-2	100.0	1	1	2	4	0	0	2	0	5
08.18	@ PHX	1-0	12	1-7	14.3	0-3	0.0	0-0	-	0	0	0	1	0	0	1	1	2
08.23	@ CON	1-0	6	1-2	50.0	0-1	0.0	0-0	-	0	0	0	0	0	0	0	1	2
08.25	LVA	1-0	7	0-2	0.0	0-0	-	0-0	-	0	1	1	0	0	0	0	0	0
08.28	WAS	1-0	24	2-4	50.0	1-1	100.0	1-2	50.0	0	1	1	2	0	0	3	3	6
08.30	IND	1-0	13	1-5	20.0	1-4	25.0	0-0	-	0	0	0	0	0	0	0	0	2
09.01	@ MIN	1-0	24	3-7	42.9	2-3	66.7	0-0	-	0	1	1	2	0	0	1	2	8
09.03	@ LVA	1-0	24	3-8	37.5	3-5	60.0	4-4	100.0	0	0	0	0	1	0	3	1	13
09.06	LAS	0-0	-	-	-	-	-	-	-	-	-	-	-	-	-	-	-	-
09.08	DAL	1-0	21	4-8	50.0	3-4	75.0	0-0	-	0	4	4	1	1	0	0	0	11
09.11	WAS	1-0	17	2-7	28.6	0-4	0.0	0-0	-	0	0	0	1	0	0	2	1	4
09.13	@ MIN	1-0	12	1-3	33.3	1-3	33.3	0-0	-	0	1	1	2	0	0	1	2	3
09.15	PHX	1-0	20	4-7	57.1	3-3	100.0	2-2	100.0	0	2	2	5	0	0	0	2	13
09.17	@ ATL																	
09.19	@ CON																	
TOTAL		37-12	712	89-230	38.7	40-101	39.6	45-47	95.7	5	37	42	91	25	4	51	46	262
AVERAGE			19.2	2.4-6.2	38.7	1.1-2.7	39.6	1.2-1.3	95.7	0.1	1.0	1.1	2.5	0.7	0.1	1.4	1.2	7.1



#12 MICHAELA ONYENWERE

F

HEIGHT6'0"

HOMETOWNAurora, Colorado

WEIGHT178 lbs.

COLLEGEUCLA

AGE24 (08/10/99)

ACQUIREDTrade 2024

EXPERIENCE3 Years

DRAFTEDNew York (6th overall, 2021)

BIO: Daughter of Edith and Peter Onyenwere. Has one younger brother, U.K. and three older brothers, Zach, Patrick and Jordan. Her father competed in the Olympics in track and field for Nigeria and ran track at the University of Missouri. Attended Grandview High School in Aurora, Colorado. Helped Grandview secure the 2017 Colorado 5A State Championship. During her senior year (2016-17), she was named Ms. Colorado Basketball, the 5A Girl's Basketball Player of the Year and the Colorado Gatorade Player of the Year for the third straight year.

	2024 HIGHS	CAREER HIGHS
MIN	40	40
FGM	8	10
FGA	14	22
3PM	4	6
3PA	6	14
FTM	5	7
FTA	8	8
OREB	3	4
DREB	6	9
REB	9	12
AST	3	5
STL	3	3
BLK	2	3
PTS	20	29

2023 (PHOENIX): Traded to Phoenix in the deal that sent Marina Mabrey to the Sky. Averaged 8.9 points, 3.7 rebounds, 1.3 assists and 0.8 steals in 40 games (27 starts). Shot 40.4% from the field and 31.5% from three. Averaged career highs in points per game, rebounds per game, steals per game, assists per game and blocks per game and her field goal percentage was also a career high. Set her career high for rebounds in a game on June 11 with 12. Had a career-high five assists on July 30 against Chicago. Had a season-high 24 points on July 7 against Minnesota, hitting nine of her 18 shot attempts. Averaged 13.0 points and 5.2 rebounds while shooting 47.5% from the field in 11 games from June 11 to July 7.

DATE	OPP.	G-GS	MIN	FGM-A	FG%	3PM-A	3P%	FTM-A	FT%	OREB	DREB	REB	AST	STL	BLK	TO	PF	PTS
05.15	@ DAL	1-0	16	1-5	20.0	1-2	50.0	0-0	-	0	0	0	0	0	0	0	2	3
05.18	@ DAL	1-0	11	1-2	50.0	0-1	0.0	0-0	-	0	3	3	0	0	1	1	2	2
05.23	@ NYL	1-1	28	5-12	41.6	2-4	50.0	1-2	50.0	1	4	5	0	0	1	1	1	13
05.25	CON	1-0	18	1-3	33.3	1-1	100.0	0-2	0.0	0	1	1	1	1	0	1	5	3
05.28	SEA	1-0	5	0-0	-	0-0	-	0-0	-	0	0	0	1	0	0	1	1	0
05.30	LAS	1-0	7	1-4	25.0	0-1	0.0	0-0	-	1	0	1	1	0	1	1	1	2
06.01	@ IND	1-1	8	0-2	0.0	0-1	0.0	0-0	-	0	0	0	0	2	0	0	1	0
06.04	NYL	0-0	-	-	-	-	-	-	-	-	-	-	-	-	-	-	-	-
06.06	@ WAS	1-0	3	0-1	0.0	0-0	-	0-0	-	0	0	0	1	0	0	0	1	0
06.08	ATL	1-0	4	0-0	-	0-0	-	0-0	-	0	0	0	0	0	1	0	1	0
06.12	CON	1-0	5	0-0	-	0-0	-	0-0	-	0	0	0	0	0	0	0	0	0
06.14	@ WAS	1-0	15	2-7	28.6	1-3	33.3	0-0	-	1	0	1	2	2	0	1	5	5
06.16	@ IND	1-0	1	0-0	-	0-0	-	0-0	-	0	0	0	0	0	0	0	0	0
06.20	DAL	1-0	11	1-4	25.0	0-0	-	0-0	-	0	0	0	0	0	0	0	1	2
06.23	IND	0-0	-	-	-	-	-	-	-	-	-	-	-	-	-	-	-	-
06.27	LVA	1-0	4	0-1	0.0	0-1	0.0	0-0	-	0	0	0	0	0	0	1	0	0
06.30	MIN	0-0	-	-	-	-	-	-	-	-	-	-	-	-	-	-	-	-
07.02	@ ATL	0-0	-	-	-	-	-	-	-	-	-	-	-	-	-	-	-	-
07.05	@ SEA	0-0	-	-	-	-	-	-	-	-	-	-	-	-	-	-	-	-
07.07	@ SEA	0-0	-	-	-	-	-	-	-	-	-	-	-	-	-	-	-	-
07.10	ATL	1-0	11	2-8	25.0	1-3	33.3	2-3	66.7	1	1	2	2	0	0	0	1	7
07.11	@ NYL	1-0	2	2-2	100.0	0-0	-	0-0	-	0	0	0	0	0	0	0	0	4
07.13	NYL	1-0	20	6-7	85.7	2-2	100.0	0-0	-	0	2	2	0	0	0	1	2	14
07.16	@ LVA	1-0	14	3-3	100.0	1-1	100.0	2-2	100.0	0	0	0	0	0	0	1	2	9
08.15	PHX	1-1	24	1-8	12.5	0-4	0.0	3-4	75.0	1	1	2	2	1	1	2	3	5
08.17	@ LAS	1-1	22	3-7	42.9	0-0	-	0-0	-	1	1	2	3	1	0	0	1	6
08.18	@ PHX	1-1	23	0-5	0.0	0-2	0.0	2-4	50.0	0	2	2	1	2	0	0	4	2
08.23	@ CON	1-1	30	2-4	50.0	0-0	-	1-2	50.0	0	3	3	1	3	2	1	3	5
08.25	LVA	1-1	32	6-13	46.2	3-5	60.0	0-0	-	0	0	0	1	0	1	1	2	15
08.28	WAS	1-1	24	7-14	50.0	1-4	25.0	0-0	-	1	1	2	1	0	0	4	4	15
08.30	IND	1-1	28	8-13	61.5	2-4	50.0	2-3	66.7	3	3	6	2	0	0	3	4	20
09.01	@ MIN	1-1	27	5-8	62.5	0-2	0.0	5-6	83.3	1	1	2	2	2	0	2	2	15
09.03	@ LVA	1-1	31	6-10	60.0	3-3	100.0	0-0	-	0	2	2	2	0	1	2	2	15
09.06	LAS	1-1	23	5-7	71.4	0-1	0.0	0-0	-	0	1	1	1	2	0	2	1	10
09.08	DAL	1-1	29	2-7	28.6	1-3	33.3	5-8	62.5	1	2	3	2	0	0	2	0	10
09.11	WAS	1-1	27	2-11	18.2	1-2	50.0	0-0	-	1	3	4	2	0	0	3	2	5
09.13	@ MIN	1-1	31	3-11	27.3	0-3	0.0	2-2	100.0	1	4	5	1	2	1	2	2	8
09.15	PHX	1-1	40	7-13	53.8	4-6	66.7	0-2	0.0	3	6	9	1	1	1	2	3	18
09.17	@ ATL																	
09.19	@ CON																	
TOTAL		32-16	574	82-192	42.7	27-62	43.5	25-40	62.5	17	41	58	30	19	11	35	59	213
AVERAGE			17.9	2.6-6.0	42.7	0.8-1.9	43.5	0.8-1.3	62.5	0.5	1.3	1.8	0.9	0.6	0.3	1.1	1.8	6.7



#15 LINDSAY ALLEN

G

HEIGHT

5'8"

HOMETOWN

Mitchellville, Maryland

WEIGHT

145 lbs.

COLLEGE

University of Notre Dame

AGE

29 (03/20/95)

ACQUIRED

Free Agency 2024

EXPERIENCE

6 Years

DRAFTED

New York (14th overall, 2017)

BIO: Nicknamed “L.A.” Daughter of Lorna Wilson-Allen and Terrell Allen III youngest of three children. Was enrolled in the Mendoza College of Business as a management-consulting major. Participated in Notre Dame’s renowned Rosenthal Leadership Academy (earned certificate of merit for participation in RLA during 2014-15 academic year).

	2024 HIGHS	CAREER HIGHS
MIN	34	36
FGM	7	9
FGA	11	19
3PM	3	6
3PA	5	7
FTM	4	9
FTA	6	10
OREB	3	3
DREB	4	5
REB	6	6
AST	7	10
STL	4	4
BLK	2	2
PTS	19	26

2023 (CHICAGO): Averaged 6.2 points and career highs of 2.4 rebounds, 4.5 assists and 0.6 steals in 29 games with Minnesota. Started in 20 of her 29 appearances. Played in a career-high 24.1 minutes per game. Had a season-high 16 points to go along with six assists and two steals and making a career-high nine of her 10 free-throw attempts on July 5 against Indiana. Matched her season high with 16 points along with six assists on July 30 against Connecticut. Matched her season high again the next game on Aug. 1 against Connecticut with 16 points and three assists. Tied her career high with 10 assists on Aug. 4 against New York to go along with her nine points. Had five or more assists in 13 games.

DATE	OPP.	G-GS	MIN	FGM-A	FG%	3PM-A	3P%	FTM-A	FT%	OREB	DREB	REB	AST	STL	BLK	TO	PF	PTS
05.15	@ DAL	1-0	14	2-5	40.0	0-0	-	1-2	50.0	0	1	1	0	1	0	0	0	5
05.18	@ DAL	1-0	9	1-1	100.0	0-0	-	0-0	-	0	1	1	1	0	0	1	0	2
05.23	@ NYL	1-0	19	4-7	57.1	0-1	0.0	0-0	-	0	1	1	2	0	0	1	3	8
05.25	CON	1-0	16	3-3	100.0	0-0	-	0-0	-	1	1	2	2	2	0	2	1	6
05.28	SEA	1-0	23	0-3	0.0	0-1	0.0	3-4	75.0	0	2	2	4	0	0	3	2	3
05.30	LAS	1-0	11	0-0	-	0-0	-	2-2	100.0	0	0	0	3	0	0	3	2	2
06.01	@ IND	1-0	9	0-2	0.0	0-1	0.0	0-0	-	0	0	0	1	0	0	1	0	0
06.04	NYL	1-0	14	1-1	100.0	0-0	-	4-4	100.0	0	1	1	3	0	0	0	3	6
06.06	@ WAS	1-0	27	0-6	0.0	0-1	0.0	4-6	66.7	1	2	3	3	4	0	0	3	4
06.08	ATL	1-0	17	3-4	75.0	1-2	50.0	1-1	100.0	0	1	1	2	0	0	3	1	8
06.12	CON	1-0	17	1-3	33.3	0-0	-	0-0	-	0	0	0	3	0	0	2	2	2
06.14	@ WAS	1-0	19	4-8	50.0	0-4	0.0	2-2	100.0	0	1	1	3	1	0	4	0	10
06.16	@ IND	1-1	27	1-4	25.0	0-0	-	0-0	-	0	2	2	2	2	0	0	1	2
06.20	DAL	1-1	14	1-2	50.0	0-0	-	0-0	-	0	0	0	4	0	1	1	0	2
06.23	IND	1-1	27	2-5	40.0	0-0	-	0-1	0.0	0	1	1	7	0	0	0	1	4
06.27	LVA	1-1	34	5-7	71.4	0-1	0.0	0-0	-	0	4	4	5	1	1	0	0	10
06.30	MIN	1-1	33	5-10	50.0	3-5	60.0	0-0	-	3	3	6	7	1	2	1	4	13
07.02	@ ATL	1-1	26	2-5	40.0	1-1	100.0	1-2	50.0	0	0	0	3	2	1	2	1	6
07.05	@ SEA	1-1	31	2-4	50.0	0-1	0.0	1-2	50.0	0	2	2	1	3	0	0	4	5
07.07	@ SEA	1-1	26	1-2	50.0	0-0	-	0-0	-	0	0	0	6	0	0	0	3	2
07.10	ATL	1-1	23	2-3	66.7	1-1	100.0	0-0	-	0	1	1	3	0	0	1	0	5
07.11	@ NYL	1-1	33	2-6	33.3	0-2	0.0	1-1	100.0	1	1	2	7	1	0	2	5	5
07.13	NYL	1-1	32	4-7	57.1	0-1	0.0	0-0	-	1	1	2	4	2	0	2	2	8
07.16	@ LVA	1-1	27	3-8	37.5	0-2	0.0	0-0	-	0	5	5	4	1	0	1	0	6
08.15	PHX	1-1	16	2-4	50.0	1-1	100.0	0-0	-	1	1	2	6	0	0	0	2	5
08.17	@ LAS	1-1	26	7-11	63.6	0-1	0.0	2-3	66.7	2	2	4	6	1	0	4	4	16
08.18	@ PHX	1-1	22	1-6	16.7	0-1	0.0	0-0	-	0	1	1	2	1	0	1	0	2
08.23	@ CON	1-1	30	5-9	55.6	0-1	0.0	4-4	100.0	0	1	1	6	3	0	5	2	14
08.25	LVA	1-1	34	7-12	58.3	1-3	33.3	1-2	50.0	0	3	3	5	0	0	3	3	16
08.28	WAS	1-1	26	3-8	37.5	0-1	0.0	2-2	100.0	0	1	1	4	0	0	2	0	8
08.30	IND	1-1	25	6-9	66.7	3-3	100.0	4-4	100.0	2	2	4	6	1	0	3	0	19
09.01	@ MIN	1-1	33	3-7	42.9	0-1	0.0	0-0	-	0	2	2	6	0	0	3	3	6
09.03	@ LVA	1-1	19	0-3	0.0	0-1	0.0	0-0	-	0	2	2	3	0	0	2	1	0
09.06	LAS	1-1	32	3-7	42.9	2-2	100.0	0-0	-	0	1	1	6	1	0	1	2	8
09.08	DAL	1-1	21	2-3	66.7	0-0	-	0-0	-	0	2	2	1	1	0	2	1	4
09.11	WAS	1-1	29	3-7	42.9	0-2	0.0	0-0	-	0	4	4	5	3	1	1	2	6
09.13	@ MIN	1-1	28	4-7	57.1	1-2	50.0	1-2	50.0	0	4	4	5	0	0	3	1	10
09.15	PHX	1-1	26	3-5	60.0	0-1	0.0	0-0	-	0	6	6	7	0	0	0	2	6
09.17	@ ATL																	
09.19	@ CON																	
TOTAL		38-26	895	98-204	48.0	14-44	31.8	34-44	77.3	12	63	75	148	32	6	60	61	244
AVERAGE			23.6	2.6-5.4	48.0	0.4-1.2	31.8	0.9-1.2	77.3	0.3	1.7	2.0	3.9	0.8	0.2	1.6	1.6	6.4



#20 ISABELLE HARRISON

F

HEIGHT

6'3"

HOMETOWN

Nashville, Tennessee

WEIGHT

183 lbs.

COLLEGE

University of Tennessee

AGE

30 (09/27/93)

ACQUIRED

Free Agency 2023

EXPERIENCE

6 Years

DRAFTED

Phoenix (12th overall, 2015)

BIO: Full name is Isabelle Hannah Harrison. Parents are Dennis and Ida Harrison. Harrison has 11 siblings—Idette, Dennis Jr., Danielle, David, Dianne, Daniel, Della, DeeDee, Isaiah, Ian, and Dorie. Two of her older brothers, D.J. and David, have played basketball overseas. Older sister, DeeDee, is a former middle blocker on the Lady Vol volleyball team who also played professionally. Her father played in the NFL for 10 seasons with the Philadelphia Eagles, Los Angeles Rams, San Francisco 49ers and Atlanta Falcons. Earned a degree in communication studies in three years.

	2024 HIGHS	CAREER HIGHS
MIN	33	38
FGM	9	10
FGA	18	18
3PM	1	1
3PA	1	1
FTM	4	8
FTA	5	10
OREB	3	7
DREB	11	11
REB	12	13
AST	3	6
STL	2	4
BLK	2	5
PTS	21	23

2022 (DALLAS): Appeared in 35 games and made 18 starts for Dallas, averaging 8.7 points, 4.3 rebounds and 1.3 assists. Shot 46.6% from the field and a career-best 86.7% from the free-throw line. Scored a season-high 20 points on May 31 against Los Angeles, also pouring in eight rebounds, two assists and three steals. Scored in double figures 13 times. Recorded a season-high 10 rebounds on May 13 at Washington, adding 15 points for a double-double. Tied her season high of 10 boards on June 15 vs. Las Vegas. Had another double-double, her third of the season, on June 25 against Phoenix, recording 15 points and 10 rebounds. Knocked down a season-high eight shots en route to scoring 18 points at Chicago on July 22.

DATE	OPP.	G-GS	MIN	FGM-A	FG%	3PM-A	3P%	FTM-A	FT%	OREB	DREB	REB	AST	STL	BLK	TO	PF	PTS
05.15	@ DAL	0-0	-	-	-	-	-	-	-	-	-	-	-	-	-	-	-	-
05.18	@ DAL	0-0	-	-	-	-	-	-	-	-	-	-	-	-	-	-	-	-
05.23	@ NYL	0-0	-	-	-	-	-	-	-	-	-	-	-	-	-	-	-	-
05.25	CON	0-0	-	-	-	-	-	-	-	-	-	-	-	-	-	-	-	-
05.28	SEA	1-0	10	1-6	16.7	0-0	-	0-0	-	0	5	5	1	1	0	1	0	2
05.30	LAS	1-0	12	1-4	25.0	0-0	-	0-0	-	2	0	2	1	0	0	0	1	2
06.01	@ IND	1-0	10	1-3	33.3	0-0	-	1-3	33.3	1	1	2	0	0	0	1	0	3
06.04	NYL	1-0	16	2-7	28.6	0-0	-	2-2	100.0	1	3	4	0	0	0	1	0	6
06.06	@ WAS	1-0	16	6-10	60.0	0-1	0.0	2-2	100.0	3	4	7	0	2	0	1	1	14
06.08	ATL	1-0	19	2-3	66.7	0-0	-	3-3	100.0	0	5	5	0	1	1	2	1	7
06.12	CON	1-0	11	3-3	100.0	1-1	100.0	2-2	100.0	0	0	0	1	1	0	2	1	9
06.14	@ WAS	1-0	18	3-6	50.0	0-0	-	1-1	100.0	0	3	3	0	2	0	1	1	7
06.16	@ IND	1-0	13	1-4	25.0	0-0	-	4-5	80.0	1	1	2	0	0	0	3	2	6
06.20	DAL	1-0	15	2-8	25.0	0-1	0.0	0-0	-	0	1	1	2	0	0	0	3	4
06.23	IND	1-0	12	1-3	33.3	0-1	0.0	2-2	100.0	1	3	4	0	0	0	2	0	4
06.27	LVA	1-0	13	1-6	16.7	0-0	-	2-2	100.0	0	4	4	1	1	0	0	3	4
06.30	MIN	1-0	14	1-5	20.0	0-0	-	2-4	50.0	0	3	3	0	2	0	2	4	4
07.02	@ ATL	1-0	17	2-7	28.6	0-1	0.0	2-2	100.0	0	0	0	0	0	0	1	3	6
07.05	@ SEA	1-0	12	1-4	25.0	0-1	0.0	0-0	-	1	3	4	3	0	0	1	0	2
07.07	@ SEA	1-0	20	4-10	40.0	1-1	100.0	2-2	100.0	2	2	4	1	0	2	0	1	11
07.10	ATL	1-0	14	3-5	60.0	0-0	-	0-0	-	1	5	6	1	2	0	0	1	6
07.11	@ NYL	1-0	28	6-10	60.0	0-1	0.0	0-0	-	1	11	12	2	0	0	0	1	12
07.13	NYL	1-0	9	0-0	-	0-0	-	0-0	-	0	0	0	0	0	1	0	0	0
07.16	@ LVA	1-0	14	4-7	57.1	0-0	-	0-0	-	1	5	6	2	1	1	2	0	8
08.15	PHX	1-0	18	2-5	40.0	0-0	-	1-1	100.0	2	0	2	0	1	0	3	2	5
08.17	@ LAS	1-0	18	4-9	44.4	0-1	0.0	1-2	50.0	0	2	2	0	0	1	0	1	9
08.18	@ PHX	1-0	25	5-12	41.7	0-1	0.0	2-2	100.0	3	3	6	0	1	1	3	0	12
08.23	@ CON	1-0	6	0-0	-	0-0	-	0-0	-	1	1	2	0	0	0	3	1	0
08.25	LVA	1-0	3	0-2	0.0	0-0	-	0-0	-	0	0	0	0	0	0	0	0	0
08.28	WAS	1-0	10	2-5	40.0	0-0	-	2-2	100.0	0	1	1	1	0	0	0	0	6
08.30	IND	1-0	11	2-5	40.0	0-1	0.0	0-0	-	0	0	0	2	1	0	0	2	4
09.01	@ MIN	1-0	4	0-0	-	0-0	-	0-0	-	0	0	0	0	0	0	1	0	0
09.03	@ LVA	1-0	18	3-8	37.5	0-2	0.0	2-2	100.0	2	2	4	0	1	0	3	1	8
09.06	LAS	1-0	11	2-5	40.0	0-0	-	0-0	-	0	0	0	0	1	0	0	1	4
09.08	DAL	1-1	33	9-18	50.0	0-1	0.0	3-3	100.0	1	8	9	2	2	1	1	4	21
09.11	WAS	1-1	30	5-15	33.3	0-0	-	0-1	0.0	3	5	8	2	0	1	2	6	10
09.13	@ MIN	1-1	14	1-4	25.0	0-0	-	0-0	-	1	2	3	1	0	0	0	3	2
09.15	PHX	1-1	31	5-13	38.5	0-1	0.0	0-0	-	4	4	8	1	0	0	0	1	10
09.17	@ ATL																	
09.19	@ CON																	
TOTAL		34-4	518	85-212	40.1	2-15	13.3	36-43	83.7	32	87	119	24	20	9	36	45	208
AVERAGE			15.2	2.5-6.2	40.1	0.1-0.4	13.3	1.1-1.3	83.7	0.9	2.6	3.5	0.7	0.6	0.3	1.1	1.3	6.1



#21 BRIANNA TURNER

C/F

HEIGHT

6'3"

HOMETOWN

Pearland, Texas

WEIGHT

170 lbs.

COLLEGE

University of Notre Dame

AGE

27 (07/05/96)

ACQUIRED

Trade 2024

EXPERIENCE

5 Years

DRAFTED

Phoenix (11th overall, 2019)

BIO: Daughter of Kellye and Howard Turner. Both parents played collegiately, father at Lamar University in Beaumont, Texas, and mother at University of Houston. Uncle, Shannon Jones, was a linebacker on the football team at the University of Southern California. .Was competitive swimmer up to age 11. Volunteered regularly at Houston Food Bank.

	2024 HIGHS	CAREER HIGHS
MIN	29	43
FGM	2	8
FGA	4	12
3PM	-	-
3PA	-	1
FTM	1	6
FTA	2	6
OREB	2	8
DREB	4	14
REB	4	21
AST	1	7
STL	3	5
BLK	3	6
PTS	4	16

2023 (PHOENIX): Appeared in 40 games with Phoenix, starting 33. Averaged 3.5 points, 6.3 rebounds, 1.3 assists, 1.0 steals and 1.1 blocks while shooting a career-high 65.0% from the field. Averaged 1.3 offensive boards per game. Recorded a season-high 11 points on June 29 against Indiana in a 22-point win. Recorded 10 or more rebounds in five games, including a season-high 13 rebounds on July 1 against Minnesota. Had a season-high four offensive rebounds on July 18 against Connecticut. Had 13 multi-block games (nine games with two or more, three games with three or more and one game with four). Blocked a season-high four shots on Aug. 23 against Los Angeles.

DATE	OPP.	G-GS	MIN	FGM-A	FG%	3PM-A	3P%	FTM-A	FT%	OREB	DREB	REB	AST	STL	BLK	TO	PF	PTS
05.15	@ DAL	1-0	13	0-0	-	0-0	-	0-0	-	1	0	1	0	0	1	0	3	0
05.18	@ DAL	1-0	15	0-1	0.0	0-0	-	0-0	-	1	2	3	1	1	3	1	3	0
05.23	@ NYL	1-0	12	1-1	100.0	0-0	-	0-0	-	0	2	2	1	0	0	0	2	2
05.25	CON	1-0	1	0-0	-	0-0	-	0-0	-	0	0	0	0	0	0	0	0	0
05.28	SEA	1-0	9	1-1	100.0	0-0	-	0-0	-	2	1	3	0	1	0	1	1	2
05.30	LAS	1-0	9	1-1	100.0	0-0	-	1-2	50.0	0	4	4	0	0	0	0	1	3
06.01	@ IND	0-0	-	-	-	-	-	-	-	-	-	-	-	-	-	-	-	-
06.04	NYL	0-0	-	-	-	-	-	-	-	-	-	-	-	-	-	-	-	-
06.06	@ WAS	1-0	3	0-1	0.0	0-0	-	0-0	-	0	2	2	0	0	0	0	0	0
06.08	ATL	1-0	3	1-1	100.0	0-0	-	0-0	-	0	0	0	0	0	0	0	0	2
06.12	CON	1-0	2	0-0	-	0-0	-	0-0	-	0	0	0	0	0	0	0	0	0
06.14	@ WAS	1-0	1	0-0	-	0-0	-	0-0	-	0	0	0	0	0	0	0	0	0
06.16	@ IND	0-0	-	-	-	-	-	-	-	-	-	-	-	-	-	-	-	-
06.20	DAL	1-0	5	0-0	-	0-0	-	0-0	-	0	0	0	0	0	0	0	1	0
06.23	IND	1-0	4	0-0	-	0-0	-	0-0	-	0	0	0	1	0	0	0	0	0
06.27	LVA	1-0	6	1-1	100.0	0-0	-	0-0	-	0	0	0	0	0	0	0	2	2
06.30	MIN	0-0	-	-	-	-	-	-	-	-	-	-	-	-	-	-	-	-
07.02	@ ATL	0-0	-	-	-	-	-	-	-	-	-	-	-	-	-	-	-	-
07.05	@ SEA	1-0	3	0-1	0.0	0-0	-	0-0	-	0	0	0	0	0	0	0	2	0
07.07	@ SEA	0-0	-	-	-	-	-	-	-	-	-	-	-	-	-	-	-	-
07.10	ATL	1-0	6	0-0	-	0-0	-	0-0	-	0	1	1	0	0	1	0	1	0
07.11	@ NYL	1-0	2	0-0	-	0-0	-	0-0	-	0	1	1	0	0	0	0	0	0
07.13	NYL	0-0	-	-	-	-	-	-	-	-	-	-	-	-	-	-	-	-
07.16	@ LVA	0-0	-	-	-	-	-	-	-	-	-	-	-	-	-	-	-	-
08.15	PHX	1-0	5	0-0	-	0-0	-	0-0	-	0	0	0	0	0	0	0	1	0
08.17	@ LAS	0-0	-	-	-	-	-	-	-	-	-	-	-	-	-	-	-	-
08.18	@ PHX	1-0	5	0-0	-	0-0	-	0-0	-	0	2	2	0	0	0	0	0	0
08.23	@ CON	0-0	-	-	-	-	-	-	-	-	-	-	-	-	-	-	-	-
08.25	LVA	0-0	-	-	-	-	-	-	-	-	-	-	-	-	-	-	-	-
08.28	WAS	1-0	5	0-0	-	0-0	-	0-0	-	1	1	2	0	1	1	0	0	0
08.30	IND	1-0	3	0-0	-	0-0	-	0-0	-	0	2	2	0	0	0	0	0	0
09.01	@ MIN	0-0	-	-	-	-	-	-	-	-	-	-	-	-	-	-	-	-
09.03	@ LVA	1-0	7	2-2	100.0	0-0	-	0-0	-	0	1	1	1	0	0	0	0	4
09.06	LAS	1-0	3	0-0	-	0-0	-	0-0	-	0	1	1	0	1	0	0	1	0
09.08	DAL	1-0	11	1-1	100.0	0-0	-	0-0	-	2	2	4	0	0	1	0	1	2
09.11	WAS	1-0	21	2-4	50.0	0-0	-	0-0	-	2	2	4	0	3	0	1	1	4
09.13	@ MIN	1-0	29	0-2	0.0	0-0	-	0-0	-	1	4	5	3	1	2	4	0	0
09.15	PHX	0-0	-	-	-	-	-	-	-	-	-	-	-	-	-	-	-	-
09.17	@ ATL																	
09.19	@ CON																	
TOTAL		25-0	183	10-17	58.8	0-0	-	1-2	50.0	10	29	39	7	8	9	7	20	21
AVERAGE			7.3	0.4-0.7	58.8	0.0-0.0	-	0.0-0.1	50.0	0.4	1.2	1.6	0.3	0.3	0.4	0.3	0.8	0.8



#24 RACHEL BANHAM

G

HEIGHT

5'10"

HOMETOWN

Lakeville, Minnesota

WEIGHT

181 lbs.

COLLEGE

University of Minnesota

AGE

31 (07/15/93)

ACQUIRED

Trade 2024

EXPERIENCE

8 Years

DRAFTED

Connecticut (4th overall, 2016)

BIO: Daughter of Don and Mel Banham. Majored in sociology at Minnesota. Has an older brother, Cole, who was a running back on Minnesota's football team, as well as a younger brother, Blake, and a younger sister, Paige. Attended Lakeville North High School and started on the varsity basketball team as an eighth grader. She averaged 17.8 points in her senior season and helped lead her team to a conference championship.

	2024 HIGHS	CAREER HIGHS
MIN	36	
FGM	8	10
FGA	11	14
3PM	8	8
3PA	11	11
FTM	4	5
FTA	4	6
OREB	1	1
DREB	5	6
REB	6	6
AST	7	10
STL	2	3
BLK	2	2
PTS	24	29

2023 (MINNESOTA): Appeared in 32 games with one start in her final season with the Lynx, averaging 5.5 points while shooting 40.2% from beyond the arc on 3.3 attempts per game. Set a career high for steals in a game on May 19, 2023. Signed with the Sun in the 2024 offseason, the team that drafted her fourth overall in 2016. Recorded 5.5 points per game while shooting 34.8% from deep in 21 games so far this season. Recently had a career outing with Connecticut, recording career highs in three-pointers made (eight) and attempted (11). She finished that game with 24 points, five shy of her all-time career high. Traded alongside Moriah Jefferson from Connecticut to Chicago on July 17.

DATE	OPP.	G-GS	MIN	FGM-A	FG%	3PM-A	3P%	FTM-A	FT%	OREB	DREB	REB	AST	STL	BLK	TO	PF	PTS
05.14	IND*	1-0	23	3-7	42.9	3-7	42.9	1-1	100.0	0	1	1	0	1	0	0	3	10
05.17	WAS*	1-0	13	0-4	0.0	0-3	0.0	0-0	-	1	0	1	1	0	0	1	2	0
05.20	@ IND*	0-0	-	-	-	-	-	-	-	-	-	-	-	-	-	-	-	-
05.23	MIN*	1-0	23	2-5	40.0	2-4	50.0	0-0	-	0	5	5	1	0	0	3	3	6
05.25	@ CHI*	1-0	10	3-4	75.0	1-2	50.0	0-0	-	0	0	0	1	0	0	1	1	7
05.28	PHX*	1-0	19	1-8	12.5	1-6	16.7	1-1	100.0	0	2	2	0	0	0	0	3	4
05.31	DAL*	1-0	12	1-4	25.0	1-3	33.3	0-0	-	0	2	2	0	0	1	0	2	3
06.02	@ ATL*	1-0	10	1-4	25.0	0-2	0.0	0-0	-	0	0	0	0	0	0	1	2	2
06.04	WAS*	1-0	10	1-4	25.0	0-2	0.0	1-2	50.0	0	1	1	1	2	0	1	0	3
06.08	NYL*	1-0	2	0-0	-	0-0	-	0-0	-	1	0	1	0	0	0	1	1	0
06.10	IND*	1-0	13	1-4	25.0	1-4	25.0	0-0	-	1	0	1	0	1	0	0	2	3
06.12	@ CHI*	0-0	-	-	-	-	-	-	-	-	-	-	-	-	-	-	-	-
06.15	@ DAL*	1-0	17	5-8	62.5	2-5	40.0	4-4	100.0	0	3	3	2	0	1	0	3	16
06.18	LAS*	1-0	18	3-7	42.9	1-2	50.0	0-0	-	0	0	0	2	1	0	1	2	7
06.21	@ LVA*	1-0	10	1-2	50.0	1-2	50.0	0-0	-	0	1	1	1	1	0	0	1	3
06.23	@ SEA*	1-0	8	1-2	50.0	0-0	-	0-0	-	0	0	0	1	0	0	0	1	2
06.27	@ WAS*	1-0	4	0-2	0.0	0-1	0.0	0-0	-	0	1	1	0	0	0	0	0	0
06.28	ATL*	1-0	8	1-5	20.0	1-3	33.3	0-0	-	0	1	1	0	1	0	0	1	3
07.01	@ PHX*	0-0	-	-	-	-	-	-	-	-	-	-	-	-	-	-	-	-
07.04	@ MIN*	1-0	11	1-5	20.0	0-2	0.0	0-0	-	0	2	2	1	0	2	0	0	2
07.07	ATL*	1-0	8	0-2	0.0	0-2	0.0	0-0	-	0	0	0	2	1	1	1	2	0
07.10	NYL*	1-0	7	1-3	33.3	1-2	50.0	0-0	-	0	0	0	0	0	0	0	0	3
07.14	PHX*	1-0	23	8-11	72.7	8-11	72.7	0-0	-	0	2	2	1	0	0	0	2	24
07.16	@ NYL*	1-0	10	0-4	0.0	0-3	0.0	2-2	100.0	0	1	1	0	0	0	1	0	2
08.15	PHX	1-1	27	3-10	30.0	1-6	16.7	0-1	0.0	0	1	1	1	0	0	0	3	7
08.17	@ LAS	1-1	31	5-8	62.5	3-5	60.0	1-2	50.0	0	2	2	2	0	1	0	1	14
08.18	@ PHX	1-0	19	0-5	0.0	0-4	0.0	0-0	-	1	1	2	2	0	0	0	2	0
08.23	@ CON	1-0	18	3-6	50.0	3-5	60.0	0-0	-	0	3	3	1	0	0	1	2	9
08.25	LVA	1-0	13	0-4	0.0	0-1	0.0	0-0	-	0	2	2	1	0	0	1	3	0
08.28	WAS	1-1	16	1-2	50.0	1-2	50.0	0-0	-	0	1	1	0	0	0	0	0	3
08.30	IND	1-1	27	5-15	33.3	4-10	40.0	0-0	-	1	3	4	4	2	0	0	2	14
09.01	@ MIN	1-1	16	0-3	0.0	0-1	0.0	0-0	-	0	3	3	0	0	0	1	0	0
09.03	@ LVA	1-1	20	1-6	16.7	1-5	20.0	0-0	-	0	1	1	1	1	0	1	1	3
09.06	LAS	1-0	12	3-7	42.9	3-6	50.0	0-0	-	0	0	0	1	0	0	0	1	9
09.08	DAL	1-0	9	0-3	0.0	0-3	0.0	0-0	-	0	0	0	2	0	0	0	1	0
09.11	WAS	1-0	8	0-0	-	0-0	-	0-0	-	0	2	2	1	0	1	1	1	0
09.13	@ MIN	1-0	13	3-6	50.0	2-5	40.0	2-2	100.0	0	0	0	0	0	0	0	1	10
09.15	PHX	1-1	36	5-13	38.5	5-11	45.5	2-3	66.7	1	4	5	7	1	0	2	2	17
09.17	@ ATL																	
09.19	@ CON																	
TOTAL		35-7	535	63-183	34.4	46-130	35.4	14-18	80.0	6	45	51	37	12	7	18	51	186
AVERAGE			15.3	1.8-5.2	34.4	1.3-3.7	35.4	0.4-0.5	80.0	0.2	1.3	1.5	1.1	0.3	0.2	0.5	1.5	5.3

*Games played with Connecticut



#33 KAELA DAVIS

F

HEIGHT

6'2"

HOMETOWN

Suwanee, Georgia

WEIGHT

180 lbs.

COLLEGE

University of South Carolina

AGE

29 (03/15/95)

ACQUIRED

Free Agency 2024

EXPERIENCE

5 Years

DRAFTED

Dallas (10th overall, 2017)

BIO: Daughter of Kendra and Antonio Davis. Has a twin brother A.J., who plays basketball at Central Florida. Father spent 13 years in the NBA playing for four teams: the Pacers, Raptors, Bulls and Knicks. Went to Buford High School and ranked as the No. 1 guard and the No. 2 overall recruit in the 2013 class by ESPN. Named a McDonald's and a WBCA High School All-American. Has three gold medals with USA Basketball: 2012 FIBA U17 World Championships, 2012 FIBA 3x3 U18 World Championships and 2011 FIBA Americas U16 Championship.

	2024 HIGHS	CAREER HIGHS
MIN	6	38
FGM	-	9
FGA	3	16
3PM	-	3
3PA	-	7
FTM	-	8
FTA	-	8
OREB	-	3
DREB	-	5
REB	-	7
AST	-	9
STL	-	3
BLK	-	2
PTS	-	23

(CAREER HIGHLIGHTS): Was the 10th overall pick in the 2017 draft by the Dallas Wings. Has 103 career appearances with 22 starts, holding averages of 5.5 points and 1.8 rebounds. Played 93 games with Dallas from 2017-19, making all of her 22 career starts there. Averaged 6.0 points in 33 games with the Wings in 2019. Spent training camp with the Sky in 2022 before being waived and signing a hardship contract with the team later in the season. Had two performances with at least 20 points in her rookie season. She scored a career-high 23 points against Chicago on July 16, 2022 and then scored 20 against Phoenix earlier that season on May 14, her first career game.

DATE	OPP.	G-GS	MIN	FGM-A	FG%	3PM-A	3P%	FTM-A	FT%	OREB	DREB	REB	AST	STL	BLK	TO	PF	PTS
05.14	IND*	0-0	-	-	-	-	-	-	-	-	-	-	-	-	-	-	-	-
05.17	WAS*	0-0	-	-	-	-	-	-	-	-	-	-	-	-	-	-	-	-
05.20	@ IND*	0-0	-	-	-	-	-	-	-	-	-	-	-	-	-	-	-	-
05.23	MIN*	0-0	-	-	-	-	-	-	-	-	-	-	-	-	-	-	-	-
05.25	@ CHI*	0-0	-	-	-	-	-	-	-	-	-	-	-	-	-	-	-	-
05.28	PHX*	0-0	-	-	-	-	-	-	-	-	-	-	-	-	-	-	-	-
05.31	DAL*	0-0	-	-	-	-	-	-	-	-	-	-	-	-	-	-	-	-
06.02	@ ATL*	0-0	-	-	-	-	-	-	-	-	-	-	-	-	-	-	-	-
06.04	WAS*	0-0	-	-	-	-	-	-	-	-	-	-	-	-	-	-	-	-
06.08	NYL*	0-0	-	-	-	-	-	-	-	-	-	-	-	-	-	-	-	-
06.10	IND*	0-0	-	-	-	-	-	-	-	-	-	-	-	-	-	-	-	-
06.12	@ CHI*	0-0	-	-	-	-	-	-	-	-	-	-	-	-	-	-	-	-
06.15	@ DAL*	0-0	-	-	-	-	-	-	-	-	-	-	-	-	-	-	-	-
06.18	LAS*	0-0	-	-	-	-	-	-	-	-	-	-	-	-	-	-	-	-
06.21	@ LVA*	0-0	-	-	-	-	-	-	-	-	-	-	-	-	-	-	-	-
06.23	@ SEA*	0-0	-	-	-	-	-	-	-	-	-	-	-	-	-	-	-	-
06.27	@ WAS*	0-0	-	-	-	-	-	-	-	-	-	-	-	-	-	-	-	-
06.28	ATL*	0-0	-	-	-	-	-	-	-	-	-	-	-	-	-	-	-	-
07.01	@ PHX*	0-0	-	-	-	-	-	-	-	-	-	-	-	-	-	-	-	-
07.04	@ MIN*	0-0	-	-	-	-	-	-	-	-	-	-	-	-	-	-	-	-
07.07	ATL*	0-0	-	-	-	-	-	-	-	-	-	-	-	-	-	-	-	-
07.10	NYL*	0-0	-	-	-	-	-	-	-	-	-	-	-	-	-	-	-	-
07.14	PHX*	0-0	-	-	-	-	-	-	-	-	-	-	-	-	-	-	-	-
07.16	@ NYL*	0-0	-	-	-	-	-	-	-	-	-	-	-	-	-	-	-	-
08.15	PHX*	0-0	-	-	-	-	-	-	-	-	-	-	-	-	-	-	-	-
08.17	@ LAS*	0-0	-	-	-	-	-	-	-	-	-	-	-	-	-	-	-	-
08.18	@ PHX*	0-0	-	-	-	-	-	-	-	-	-	-	-	-	-	-	-	-
08.23	@ CON*	0-0	-	-	-	-	-	-	-	-	-	-	-	-	-	-	-	-
08.25	LVA*	0-0	-	-	-	-	-	-	-	-	-	-	-	-	-	-	-	-
08.28	WAS*	0-0	-	-	-	-	-	-	-	-	-	-	-	-	-	-	-	-
08.30	IND*	0-0	-	-	-	-	-	-	-	-	-	-	-	-	-	-	-	-
09.01	@ MIN*	0-0	-	-	-	-	-	-	-	-	-	-	-	-	-	-	-	-
09.03	@ LVA*	0-0	-	-	-	-	-	-	-	-	-	-	-	-	-	-	-	-
09.06	LAS*	0-0	-	-	-	-	-	-	-	-	-	-	-	-	-	-	-	-
09.08	DAL*	0-0	-	-	-	-	-	-	-	-	-	-	-	-	-	-	-	-
09.11	WAS	1-0	6	0-3	0.0	0-0	-	0-0	-	0	0	0	0	0	0	1	0	0
09.13	@ MIN	1-0	2	0-0	-	0-0	-	0-0	-	0	0	0	0	0	0	0	0	0
09.15	PHX	0-0	-	-	-	-	-	-	-	-	-	-	-	-	-	-	-	-
09.17	@ ATL																	
09.19	@ CON																	
TOTAL		2-0	8	0-3	0.0	0-0	-	0-0	-	0	0	0	0	0	0	1	0	0
AVERAGE			4.0	0.0-1.5	0.0	0.0-0.0	-	0.0-0.0	-	0.0	0.0	0.0	0.0	0.0	0.0	0.5	0.0	0.0

*Joined team on Sept. 11 via hardship contract

2024 SEASON SCHEDULE AND LEADERS

DATE	OPPONENT	SCORE	RECORD	HIGH SCORING	OPP. HIGH SCORING	HIGH ASSIST	HIGH REBOUND	ATTENDANCE
05/15	at Dallas	79-87 (L)	0-1	Marina Mabrey (19)	Arike Ogunbowale (25)	Dana Evans (6)	Marina Mabrey (9)	6,251
05/18	at Dallas	83-74 (W)	1-1	Diamond DeShields (16)	Arike Ogunbowale (35)	Marina Mabrey (8)	Elizabeth Williams (10)	6,251
05/23	at New York	90-81 (W)	2-1	Marina Mabrey (21)	Sabrina Ionescu (19)	Marina Mabrey (7)	Angel Reese (9)	12,049
05/25	vs. Connecticut	82-86 (L)	2-2	Marina Mabrey (23)	DeWanna Bonner (19)	Diamond DeShields (5)	Three players (5)	9,025
05/28	vs. Seattle	68-77 (L)	2-3	Dana Evans (13)	Skyлар Diggins-Smith (21)	L. Allen, D. Evans (4)	Angel Reese (12)	7,807
05/30	vs. Los Angeles	83-73 (W)	3-3	Marina Mabrey (20)	Dearica Hamby (24)	Marina Mabrey (7)	Elizabeth Williams (11)	7,911
06/01	at Indiana (CC)	70-71 (L)	3-4	Chennedy Carter (19)	Kelsey Mitchell (18)	Chennedy Carter (6)	Angel Reese (13)	17,274
06/04	vs. New York (CC)	75-88 (L)	3-5	Chennedy Carter (16)	Breanna Stewart (33)	Marina Mabrey (5)	Angel Reese (10)	8,277
06/06	at Washington (CC)	79-71 (W)	4-5	Chennedy Carter (25)	Aaliyah Edwards (23)	Dana Evans (4)	Angel Reese (11)	10,000
06/08	vs. Atlanta (CC)	80-89 (L)	4-6	Three players (13)	Tina Charles (22)	Dana Evans (5)	Angel Reese (13)	8,804
06/12	vs. Connecticut (CC)	75-83 (L)	4-7	Angel Reese (20)	Alyssa Thomas (20)	M. Mabrey, D. Evans (5)	Angel Reese (10)	7,815
06/14	at Washington	81-83 (L)	4-8	Chennedy Carter (16)	Ariel Atkins (29)	M. Mabrey, L. Allen (3)	Angel Reese (14)	4,200
06/16	at Indiana	83-91 (L)	4-9	Marina Mabrey (22)	Caitlin Clark (23)	Angel Reese (5)	Angel Reese (13)	17,274
06/20	vs. Dallas	83-72 (W)	5-9	M. Mabrey, C. Carter (19)	Arike Ogunbowale (31)	Three players (4)	Angel Reese (18)	9,025
06/23	vs. Indiana	88-87 (W)	6-9	Angel Reese (25)	Kelsey Mitchell (24)	Lindsay Allen (7)	Angel Reese (16)	9,872
06/27	vs. Las Vegas	83-95 (L)	6-10	Marina Mabrey (21)	A'ja Wilson (31)	Lindsay Allen (5)	Angel Reese (11)	9,025
06/30	vs. Minnesota	62-70 (L)	6-11	Chennedy Carter (15)	Kayla McBride (16)	Lindsay Allen (7)	Angel Reese (16)	9,025
07/02	at Atlanta	85-77 (W)	7-11	Chennedy Carter (26)	T. Charles, A. Gray (19)	M. Mabrey, C. Carter (4)	Angel Reese (19)	3,260
07/05	at Seattle	88-84 (W)	8-11	Chennedy Carter (33)	Jordan Horston (20)	Marina Mabrey (7)	Angel Reese (10)	10,725
07/07	at Seattle	71-84 (L)	8-12	Chennedy Carter (21)	Nneka Ogumwike (24)	L. Allen, M. Mabrey (6)	Angel Reese (14)	11,283
07/10	vs. Atlanta	78-69 (W)	9-12	Chennedy Carter (19)	Allisha Gray (20)	M. Mabrey, C. Carter (5)	Angel Reese (13)	9,025
07/11	at New York	76-91 (L)	9-13	Chennedy Carter (22)	Sabrina Ionescu (21)	Lindsay Allen (7)	Isabelle Harrison (12)	17,758
07/13	vs. New York	67-81 (L)	9-14	Marina Mabrey (21)	Sabrina Ionescu (28)	Marina Mabrey (7)	Angel Reese (16)	9,025
07/16	at Las Vegas	93-85 (W)	10-14	Chennedy Carter (34)	A'ja Wilson (28)	M. Mabrey, L. Allen (4)	Angel Reese (10)	10,396
08/15	vs. Phoenix	65-85 (L)	10-15	Dana Evans (14)	Kahleah Copper (29)	Lindsay Allen (6)	Angel Reese (15)	9,025
08/17	at Los Angeles	90-86 (W)	11-15	Lindsay Allen (16)	Kia Nurse (16)	Lindsay Allen (6)	Kamilla Cardoso (14)	16,551
08/18	at Phoenix	68-86 (L)	11-16	Angel Reese (19)	Diana Taurasi (23)	Chennedy Carter (6)	Angel Reese (20)	14,267
08/23	at Connecticut	80-82 (L)	11-17	Chennedy Carter (19)	Marina Mabrey (24)	Lindsay Allen (6)	Angel Reese (20)	8,910
08/25	vs. Las Vegas	75-77 (L)	11-18	Chennedy Carter (25)	A'ja Wilson (20)	Lindsay Allen (5)	Angel Reese (22)	9,025
08/28	vs. Washington	70-74 (L)	11-19	Michaela Onyenwere (15)	Stefanie Dolson (17)	Kamilla Cardoso (6)	Angel Reese (14)	8,763
08/30	vs. Indiana	81-100 (L)	11-20	Michaela Onyenwere (20)	Caitlin Clark (31)	Lindsay Allen (6)	Angel Reese (11)	9,445
09/01	at Minnesota	74-79 (L)	11-21	Kamilla Cardoso (22)	Courtney Williams (22)	Lindsay Allen (6)	Angel Reese (19)	8,421
09/03	at Las Vegas	71-90 (L)	11-22	Michaela Onyenwere (15)	A'ja Wilson (30)	Three players (3)	Angel Reese (16)	18,394
09/06	vs. Los Angeles	92-78 (W)	12-22	Angel Reese (24)	Dearica Hamby (21)	Chennedy Carter (7)	Angel Reese (12)	9,025
09/08	vs. Dallas	92-77 (W)	13-22	Chennedy Carter (28)	Arike Ogunbowale (23)	Chennedy Carter (6)	Kamilla Cardoso (11)	8,704
09/11	vs. Washington	58-89 (L)	13-23	Chennedy Carter (16)	Aaliyah Edwards (15)	Lindsay Allen (5)	Harrison, Cardoso (8)	7,948
09/13	at Minnesota	66-83 (L)	13-24	Chennedy Carter (17)	Napheesa Collier (20)	C. Carter, L. Allen (5)	Kamilla Cardoso (10)	8,810
09/15	vs. Phoenix	88-93 (L)	13-25	Chennedy Carter (20)	Brittney Griner (26)	R. Banham, L. Allen (7)	Michaela Onyenwere (9)	8,577
09/17	at Atlanta							
09/19	at Connecticut							

Regular Season Record 13-25 (.342)