



Phoenix Mercury (16-17) vs. Atlanta Dream (11-21)



Tuesday, September 3rd, 2024 — Footprint Center — 7:00 pm MST — Regular Season Game #34 — Home Game #17  
TV: Arizona's Family Sports I **STREAMING:** MercuryLive

PHOENIX MERCURY BASKETBALL COMMUNICATIONS: OLIVIA KUBY, OKUBY@PHOENIXMERCURY.COM

2024-25 REG. SEASON SCHEDULE				
DATE	OPPONENT	SCORE	RECORD	
5/14	@ Aces	80-89	L	0-1
5/18	vs. Dream	88-85	W	1-1
5/21	@ Aces	98-88	W	2-1
5/23	vs. Mystics	83-80	W	3-1
5/25	vs. Wings	92-107	L	3-2
5/28	@ Sun	47-70	L	3-3
5/29	@ Liberty	78-81	L	3-4
5/31	@ Lynx	71-95	L	3-5
6/2	vs. Sparks	87-68	W	4-5
6/4	@ Storm	62-80	L	4-6
6/7	vs. Lynx	81-80	W	5-6
6/9	@ Wings	97-90**	W	6-6
6/13	vs. Aces	99-103	L	6-7
6/16	vs. Storm	87-78	W	7-7
6/18	vs. Liberty	99-93	W	8-7
6/22	@ Lynx	60-73	L	8-8
6/28	vs. Sparks	92-78	W	9-8
6/30	vs. Fever	82-88	L	9-9
7/1	vs. Sun	72-83	L	9-10
7/3	@ Wings	104-96	W	10-10
7/7	@ Sparks	84-78	W	11-10
7/10	vs. Wings	100-84	W	12-10
7/12	@ Fever	86-95	L	12-11
7/14	@ Sun	69-96	L	12-12
7/16	@ Mystics	96-87	W	13-12
8/15	@ Sky	85-65	W	14-12
8/16	@ Fever	89-98	L	14-13
8/18	vs. Sky	86-68	W	15-13
8/21	@ Dream	63-72	L	15-14
8/23	@ Dream	82-80	W	16-14
8/26	vs. Liberty	70-84	L	16-15
8/28	vs. Lynx	76-89	L	16-16
9/1	vs. Aces	79-97	L	16-17
9/3	vs. Dream	7:00 pm	AZFamily	
9/5	vs. Mystics	7:00 pm	AZFamily	
9/7	@ Storm	6:00 pm	AZFamily	
9/13	vs. Sun	7:00 pm	ION	
9/15	@ Sky	3:00 pm	AZFamily	
9/17	@ Sparks	7:30 pm	AZFamily	
9/19	vs. Storm	7:00 pm	AZFamily	
All Times Phoenix Time (MT)				
* Overtime Periods				
2024-25 REG. SEASON RECORD BY MONTH				
May: (3-5); Jun: (6-4); Jul: (4-3); Aug: (3-4); Sep: (0-1)				

LAST GAME STARTERS						
PLAYER / 2024-25 REGULAR SEASON AVERAGES						NOTES
#2	<b>Kahleah Copper</b> G/F • 6-1 • 165 • Rutgers/USA • 9th Season					<b>LAST GAME: 15 pts, 6 reb, 1 ast, 1 stl</b> + 3rd in the league in scoring (career-high 22.1 ppg) this season. + Has nine 30+ pt games (second in the league this season behind A'ja Wilson). + Became 1st player in WNBA history to score 37+ pts in back-to-back games this season. + Won 1st Olympic gold medal in Paris with Team USA, scoring a team-high 10 points in the 4th Q of the gold medal game.
GP/GS	PPG	RPG	APG	SPG	BPG	
33/33	22.1	4.7	2.2	0.8	0.1	32.8
#25	<b>Monique Billings</b> F • 6-4 • 192 • UCLA/USA • 7th Season					<b>LAST GAME: 2 pts, 2 reb, 2 stl</b> + 1 of 6 players this season to record at 15+ pts, 15+ reb, while shooting 60.0%+ FG in a game (Aliyah Boston, Tina Charles, Napheesa Collier, Angel Reese, A'ja Wilson). + Since 2020, has recorded the 5th most OREB in the league behind only Teaira McCowan, Brianna Jones, Jonquel Jones and A'ja Wilson.
GP/GS	PPG	RPG	APG	SPG	BPG	
30/14	8.2	6.2	1.6	0.7	0.5	23.9
#42	<b>Brittney Griner</b> C • 6-9 • 205 • Baylor/USA • 11th Season					<b>LAST GAME: 24 pts (10-13 FG), 5 reb, 2 ast, 1 blk</b> + Averaging 18.1 pts (11th in league) on a league-best 57.0% FG. + Became just the third player in WNBA history to reach 800 career blocks on Aug. 26 vs. NY. + Has 27 career 25+ pt (on 65%+ FG) games, the most in WNBA history, recently passing Sylvia Fowles. + Won her 3rd Olympic gold medal at the 2024 Paris Olympics with Team USA (one of 11 in U.S. Women's Basketball History with 3+ Olympic golds).
GP/GS	PPG	RPG	APG	SPG	BPG	
23/23	18.3	6.3	2.2	0.6	1.6	29.6
#3	<b>Diana Taurasi</b> G • 6-0 • 163 • Connecticut/USA • 20th Season					<b>LAST GAME: 9 pts, 7 ast, 2 reb, 2 stl</b> + In 20th season, the WNBA's all-time scoring & 3-pt leader is 1 of 3 players this season to make 7+ 3PM in multiple games. + Moved into 4th on WNBA's all-time assists list on Aug. 26 vs NY. + Has 23 career 20+ pt games at age 40+ (the rest of WNBA combined has 6), passing Michael Jordan (20) for the most 20+ pt games at age 40+ in WNBA/NBA history. + Won her 6th Olympic gold medal in Paris with Team USA, becoming the first player in Olympic basketball history (m/w) to win six gold medals.
GP/GS	PPG	RPG	APG	SPG	BPG	
29/29	15.3	4.1	3.2	0.7	0.3	29.9
#0	<b>Natasha Cloud</b> G • 5-10 • 160 • St. Joseph's (PA)/USA • 9th Season					<b>LAST GAME: 5 pts, 6 ast, 2 reb, 2 stl</b> + 2nd in league in pts-assists double-doubles (6) / 3rd in assists per game (6.8). + With 218 assists on the season, has set a franchise record for most assists in a season (previous: Taurasi: 197 in 2013). + Has moved from 22nd to 12th on WNBA all-time assists list this year and is tied for 5th all-time in pts-asts double-doubles (15).
GP/GS	PPG	RPG	APG	SPG	BPG	
32/32	11.6	4.3	6.8	1.5	0.7	33.9

2024-25 REGULAR SEASON MERCURY RECORDS				
	RECORD	HOME	ROAD	OT
OVERALL	16-17	9-7	7-10	1-0
WESTERN	9-8	5-4	4-4	1-0
EASTERN	7-9	4-3	3-6	--
STREAKS	OVERALL: LOST 3	HOME: LOST 3	ROAD: WON 1	

UPCOMING GAMES			
DATE	OPPONENT	TIME (MT)	TV
Thu, Sep. 5	vs. WAS	7:00 pm	AZFamily
Sat, Sep. 7	at SEA	6:00 pm	AZFamily
Fri, Sep. 13	vs. CON	7:00 pm	ION
Sun, Sep. 15	at CHI	3:00 pm	AZFamily
Tue, Sep. 17	at LAS	7:30 pm	AZFamily

MERCURY INJURY REPORT

Rebecca Allen – OUT - (Right Hamstring); Natasha Cloud – OUT (League Suspension – Technical Foul Limit); Charisma Osborne – OUT (Left Lower Leg)

QUICKLY:
+ PHX looks to: Improve to 17-17 overall (10-7 at home) Win the season series (3-1) with ATL
+ PHX's playoff magic number = 4 (they need any combination of PHX wins/ATL losses to add up to 4 to clinch a playoff spot).
+ PHX is 9-7 following a loss.
+ PHX is the only undefeated team when leading going into the 4th quarter (14-0).
+ Copper is 3rd in the league in scoring (22.1 ppg) / Griner is 11th (18.3 ppg) and 1st in FG% (57.0).
+ Copper has 9 30+ pt games this season, second in the league behind A'ja Wilson (10).
+ Taurasi is 9th in the league in 3PM per game (2.5) ... one of three players with 2+ games of 7+ 3PM.
+ Cloud is 3rd in the league in assists (6.8 apg) / 2nd in pts-assists double-doubles (6) ... PHX is 5-1 when she records a double-double.
+ PHX has three 2024 WNBA All-Stars -- Taurasi (11th career - 2nd most all-time), Griner (10th career - t-3rd most all-time), Copper (4th career).







NO.	PLAYER	POS.	HT.	WT.	BIRTHDATE	PRIOR TO WNBA/HOME COUNTRY	WNBA EXP.
11	Rebecca Allen	G	6-2	162	11/06/1992	N/A - Melbourne/Australia	8
25	Monique Billings	F	6-4	192	05/02/1996	UCLA/USA	6
0	Natasha Cloud	G	5-10	160	02/22/1992	St. Joseph's (PA)/USA	8
2	Kahleah Copper	G/F	6-1	165	08/28/1994	Rutgers/USA	8
9	Sophie Cunningham	G	6-1	170	08/16/1996	Missouri/USA	5
42	Brittney Griner	C	6-9	205	10/18/1990	Baylor/USA	10
21	Mikiah Herbert Harrigan	F	6-2	152	08/21/1998	South Carolina/Anguilla	2
4	Natasha Mack	F	6-3	182	11/03/1997	Oklahoma State/USA	1
24	Charisma Osborne	G	5-9	166	07/03/2001	UCLA/USA	R
3	Diana Taurasi	G	6-0	163	06/11/1982	Connecticut/USA	19
12	Celeste Taylor	G	5-11	167	06/20/2001	Ohio State/USA	R

STAFF

**HEAD COACH:** Nate Tibbetts (South Dakota)  
**ASSOCIATE HEAD COACH:** Kristi Toliver (Maryland)  
**ASSISTANT COACHES:** Michael Joiner (Florida State), Megan Vogel (South Dakota State)  
**ASSISTANT COACHES/PLAYER DEVELOPMENT COACH:** Chevy Saunsoci (Creighton), Matt Wilber (Augustana)  
**ASSISTANT COACH/HEAD VIDEO COORDINATOR:** Ciara Carl (Point Loma Nazarene)  
**DIRECTOR, HEALTH & PERFORMANCE :** Hannah Wengertsman (Boston University)  
**STRENGTH & CONDITIONING COACH:** Annalise Pickrel (Michigan State)  
**PHYSICAL THERAPIST:** Cari Stankaitis (Cornell)  
**ASSISTANT ATHLETIC TRAINER:** Jariah Fulson (University of Nebraska Omaha)

PRONUNCIATION GUIDE

**Kahleah Copper** (kah-LEE-uh); **Brittney Griner** (GRY-ner); **Mikiah Herbert Harrigan** (muh-KEE-uh); **Charisma Osborne** (kuh-RIZ-muh); **Diana Taurasi** (tuh-rah-SEE); **Celeste Taylor** (Celeste Taylor (suh-lest))

HOW THE MERCURY WERE BUILT

FREE AGENTS

- 2024 - Monique Billings
- Natasha Cloud
  - Mikiah Herbert Harrigan
  - Natasha Mack
  - Charisma Osborne (Originally No. 25 pick in 2024 WNBA Draft by PHX)
  - Celeste Taylor

OBTAINED VIA TRADE

- 2024 - Rebecca Allen
- Kahleah Copper

OBTAINED VIA DRAFT

- 2019 - Sophie Cunningham
- 2013 - Brittney Griner
- 2004 - Diana Taurasi

NUMERICAL ROSTER

- 0 Natasha Cloud

3 Diana Taurasi

9 Sophie Cunningham

12 Celeste Taylor

24 Charisma Osborne

42 Brittney Griner
- 2 Kahleah Copper

4 Natasha Mack

11 Rebecca Allen

21 Mikiah Herbert Harrigan

25 Monique Billings







**0 Natasha  
Cloud**



**2 Kahleah  
Copper**



**3 Diana  
Taurasi**



**4 Natasha  
Mack**



**9 Sophie  
Cunningham**



**11 Bec  
Allen**



**12 Celeste  
Taylor**



**21 Kiki  
Herbert Harrigan**



**24 Charisma  
Osborne**



**25 Monique  
Billings**



**42 Brittney  
Griner**



**Head Coach  
Nate  
Tibbetts**



**Associate Head  
Coach  
Kristi Toliver**



**Asst. Coach  
Michael  
Joiner**



**Asst. Coach  
Megan  
Vogel**





LAST GAME

ACES 97, MERCURY 79 – SEPTEMBER 1, 2024 – FOOTPRINT CENTER – PHOENIX, AZ – GAME #33 (16-17, 9-7 HOME)

TEAM	1	2	3	4	OT	FINAL	FG	FGA	FG%	3FG%	FT%	OR	DR	TR	A	PF	ST	TO	BS
LVA	29	23	24	21	-	97	37	66	.561	.344	.800	6	29	35	32	15	10	14	2
PHO	10	18	31	20	-	79	29	61	.475	.318	.778	4	20	24	23	14	9	15	2
TEAM	HIGH PTS			HIGH REB			HIGH AST			TEAM	HIGH PTS			HIGH REB			HIGH AST		
PHO	B. Griner: 24			K. Copper: 6			D. Taurasi: 7			LVA	A. Wilson: 41			A. Wilson: 17			J. Young: 14		

**PHOENIX (Associated Press)** — A’ja Wilson scored 41 points on 16-of-23 shooting and grabbed 17 rebounds, Jackie Young added 11 points and a career-best 14 assists, and the Las Vegas Aces beat the Phoenix Mercury 97-79 on Sunday. Wilson, who scored a season-high 42 points in a 93-90 loss to Dallas on Tuesday, exceeded 40 points for the second time in three games. Kelsey Plum finished with 16 points and five assists and Tiffany Hayes scored 11 points for the Aces (20-12), who have won back-to-back games for the first time since winning four straight from July 7-14. **Brittney Griner** led Phoenix (16-17) with 24 points on 10-of-13 shooting. **Sophie Cunningham** made 4 of 6 from 3-point range and finished with 16 points, and Kahleah Copper scored 15. Las Vegas shot 56% (37 of 66) from the field, hit 11 3-pointers and finished with 32 assists. The Mercury missed their first six field-goal attempts and committed three turnovers as Las Vegas jumped to an 11-2 lead when Young hit a 3-pointer with 5:25 left in the first quarter. Griner sandwiched back-to-back baskets in the paint around a 3-pointer by Plum before Wilson scored six consecutive points to make it 20-6 with three minutes to go and the Aces led by double figures the rest of the way. Phoenix committed six turnovers, shot just 4 of 15 from the field and was outscored 15-10 in the first quarter by Wilson alone as the Aces took a 19-point lead into the second period.

2024 MERCURY CUMULATIVE STATS

PLAYER	GP-GS	MIN	MPG	FG-ATT	FG%	3FG-ATT	3FG%	FT-FTA	FT%	OFF	DEF	TOT/AVG	AST	APG	PF-D	STL	SPG	TO	BLK	BPG	PTS	AVG
Copper	33-33	1,082	32.8	255-575	.443	63-197	.320	155-189	.820	23	131	154/4.7	71	2.2	114-145	27	0.82	99	3	0.09	728	22.1
Taurasi	29-29	868	29.9	142-346	.410	72-205	.351	89-105	.848	12	107	119/4.1	93	3.2	81-103	21	0.72	60	9	0.31	445	15.3
Griner	23-23	681	29.6	171-300	.570	7-15	.467	73-95	.768	44	102	146/6.3	50	2.2	45-93	13	0.57	42	36	1.57	422	18.3
Cloud	32-32	1,084	33.9	130-324	.401	38-117	.325	72-89	.809	17	120	137/4.3	218	6.8	90-80	48	1.50	105	22	0.69	370	11.6
Cunningham	33-14	919	27.8	84-192	.438	53-140	.379	50-57	.877	16	119	135/4.1	71	2.2	76-60	34	1.03	30	9	0.27	271	8.2
Allen	18-18	447	24.9	53-126	.421	25-70	.357	2-3	.667	13	58	71/3.9	20	1.1	35-6	17	0.94	18	12	0.67	133	7.4
Mack	33-11	503	15.2	52-93	.559	0-2	.000	8-12	.667	49	114	163/4.9	39	1.2	46-20	22	0.67	21	41	1.24	112	3.4
Herbert Harrigan	25-3	268	10.7	24-63	.381	13-42	.310	6-14	.429	12	24	36/1.4	6	0.2	23-8	14	0.56	12	10	0.40	67	2.7
Sutton	22-0	328	14.9	22-72	.306	10-37	.270	9-13	.692	6	18	24/1.1	52	2.4	25-22	14	0.64	29	1	0.05	63	2.9
Billings	6-2	108	18.0	13-31	.419	2-4	.500	7-10	.700	10	16	26/4.3	3	0.5	13-8	7	1.17	8	1	0.17	35	5.8
Dixon	18-0	160	8.9	11-29	.379	0-0	.000	8-10	.800	14	27	41/2.3	9	0.5	13-8	1	0.06	8	9	0.50	30	1.7
Taylor	8-0	114	14.2	9-19	.474	3-8	.375	4-7	.571	1	6	7/0.9	10	1.3	3-7	4	0.50	4	3	0.38	25	3.1
Bertsch	8-0	78	9.8	6-27	.222	2-14	.143	7-8	.875	7	5	12/1.5	2	0.3	10-5	0	0.00	9	1	0.13	21	2.6
Osborne	2-0	10	5.0	1-2	.500	0-0	.000	0-0	.000	0	1	1/0.5	1	0.5	1-1	0	0.00	2	0	0.00	2	1.0
MERCURY	33	6,643	201.3	973-2,199	.442	288-851	.338	490-612	.801	224	848	1,072/32.5	645	19.5	575-566	222	6.73	447	157	4.76	2,724	82.5
OPPONENTS	33	6,643	201.3	1,013-2,341	.433	297-889	.334	475-612	.776	326	883	1,209/36.6	721	21.8	566-575	240	7.27	405	108	3.27	2,798	84.8

2024 HEAD-TO-HEAD WIN GRID

	ATL	CHI	CON	DAL	IND	LAS	LVA	MIN	NYL	PHO	SEA	WAS	W	L	PCT
NYL	3	3	3	2	3	3	2	1	--	2	2	3	27	6	.818
CON	2	3	--	3	3	2	0	2	1	3	1	4	24	8	.750
MIN	3	2	0	2	1	3	3	--	1	3	3	3	24	9	.727
LVA	2	2	1	2	2	2	--	1	0	3	2	3	20	12	.625
SEA	2	2	1	3	3	2	1	1	0	1	--	3	19	13	.594
IND	3	3	1	1	--	1	0	1	1	3	1	2	17	16	.515
PHO	2	2	0	3	0	3	1	1	1	--	1	2	16	17	.485
CHI	2	--	0	2	1	2	1	0	1	0	1	1	11	21	.344
ATL	--	1	2	1	0	3	1	0	0	1	1	1	11	21	.344
WAS	1	2	0	2	1	2	0	0	0	0	1	--	9	23	.281
DAL	1	1	0	--	1	2	1	2	0	1	0	0	9	23	.281
LAS	0	0	0	2	1	--	2	0	1	0	0	1	7	25	.219







ATLANTA DREAM

2024-25 REGULAR SEASON	PPG	OPP. PPG	FG%	3FG%	FT%	RPG	APG	SPG	TO	BPG
Dream	76.1	79.9	.410	.314	.775	36.2	18.6	6.75	14.0	3.84
Mercury	82.5	84.8	.442	.338	.801	32.5	19.5	6.73	14.3	4.76



2024-25 REGULAR SEASON INDIVIDUAL BESTS				2024-25 REGULAR SEASON DREAM BESTS				2024-25 REGULAR SEASON TEAM			
Points	38	Kahleah Copper vs. ATL 5/18/24		Points	22	Allisha Gray @ ATL 8/23/24, Allisha Gray vs. ATL 5/18/24		Biggest Win	3	vs. ATL 5/18/24	
Rebounds	11	Natasha Mack vs. ATL 5/18/24		Rebounds	17	Tina Charles @ ATL 8/21/24		Biggest Loss	9	@ ATL 8/21/24	
Assists	7	Natasha Cloud @ ATL 8/23/24		Assists	6	Jordin Canada @ ATL 8/23/24, Jordin Canada @ ATL 8/21/24					

2024-25 REGULAR SEASON VS. DREAM			2023-24 REGULAR SEASON VS. DREAM			SERIES HISTORY VS. DREAM				
DATE	SITE	TIME/RESULT	DATE	SITE	RESULT		ALL-TIME	STREAKS	LAST WIN	LAST LOSS
5/18/24	Phoenix	W, 88-85	7/25/23	Atlanta	L, 65-78	Overall	28-14	Won 1	8/23/24	8/21/24
8/21/24	Atlanta	L, 63-72	8/3/23	Phoenix	W, 91-71	Home	17-3	Won 2	5/18/24	7/17/22
8/23/24	Atlanta	W, 82-80	8/29/23	Atlanta	L, 76-94	Road	11-11	Won 1	8/23/24	8/21/24
9/3/24	Phoenix	7:00 pm								

KEY CONNECTIONS

- + Newly acquired Mercury forward **Monique Billings** played six seasons with the Dream (2018-23) after being selected 15th overall by Atlanta in the 2018 WNBA Draft. Billings appeared in 176 career regular season games (44 starts) with Atlanta and averaged 5.9 points and 5.8 rebounds per game.
- + Dream center **Tina Charles** signed with Phoenix as a free agent ahead of the 2022 season and appeared in 16 games and averaged 17.3 points and 7.3 rebounds before the Mercury and Charles agreed to a contract divorce.

KEY PEFORMANCES VS. ATLANTA

- + **Kahleah Copper** scored a career-high 38 points (11-of-20 FG / 13-of-16 FT) in the Mercury's win against the Dream on May 18 in Phoenix. Copper's 38 points (in just her second game in a Mercury uniform) are tied for the sixth most in franchise history (only **Diana Taurasi** has scored more in a game – 47, 41, 42, 41, 39).
- + **Diana Taurasi** made WNBA history last season against the Dream on August 3 at Footprint Center, scoring a season-high 42 points and becoming the first player in league history to reach 10,000 career points. Taurasi's 42 points were the third most in her career and her most in a regulation game. It marked her fourth career regular season 40+ point game, giving her sole possession of the most in league history (passed Maya Moore, 3). Taurasi joined Michael Jordan as the only other player in WNBA/NBA history to score 40+ points as the age of 40 or older (Jordan: 40 years, 4 days – 43 points in 43 minutes / Taurasi: 41 years, 53 days – 42 points in 30 minutes).
- + Last season with Washington, **Natasha Cloud** dished out a career-high and Mystics franchise-record 15 assists against the Dream on September 8. Cloud became just the sixth player in WNBA history to record 15+ assists, joining **Courtney Vandersloot** (7 times), **Tina Penicheiro** (4 times), **Sabrina Ionescu**, **Cappie Pondexter** and **Alyssa Thomas**.
- + Last season with the Connecticut Sun, **Bec Allen** recorded a career-high 6 blocks in a win over the Dream on July 20. She joined **Napheesa Collier**, **Elizabeth Williams** and **A'ja Wilson** as the only four players to record 6 blocks in 2023. It marked Allen's second career 5+ block game (second of the season).
- + **Taurasi** reached 4,000 career regular season points against Atlanta on September 5, 2009, becoming the fastest player (197 games) in WNBA history to reach 4,000, breaking Lauren Jackson's record (209 games). Back in June, Breanna Stewart broke Taurasi's record, reaching 4,000 in one less game (196)

PREVIOUS MEETING

MERCURY 82, DREAM 80 – AUGUST 23, 2024 – GATEWAY CENTER ARENA @ COLLEGE PARK – ATLANTA, GA – GAME #30 (16-14, 7-10 AWAY)

TEAM	1	2	3	4	OT	FINAL	FG	FGA	FG%	3FG%	FT%	OR	DR	TR	A	PF	ST	TO	BS
PHO	24	24	17	17	-	82	32	66	.485	.353	.750	7	29	36	23	17	4	12	5
ATL	17	24	18	21	-	80	29	74	.392	.333	.857	9	27	36	19	15	7	10	5
TEAM	HIGH PTS		HIGH REB		HIGH AST		TEAM	HIGH PTS		HIGH REB		HIGH AST							
PHO	B. Griner: 22		S. Cunningham: 8		N. Cloud: 7		ATL	A. Gray: 22		T. Charles: 13		J. Canada: 6							

**COLLEGE PARK, GA (Associated Press)** — **Brittney Griner** scored 22 points on 10 of 13 shooting with six rebounds, six assists and four blocks to help the Phoenix Mercury beat the Atlanta Dream 82-80 on Friday night. **Diana Taurasi** added 18 points and **Kahleah Copper** scored 16 for Phoenix (16-14). The Mercury went ahead 24-17 after the first quarter and played with the lead for the rest of the night, but Atlanta's Allisha Gray scored eight points in a span of 2:04 to cut Phoenix's advantage to 80-77 with 1:45 to go. Neither team scored again until Rhyne Howard hit two free throws to make it a one-point game with 13.1 seconds left. After Gray was called for a foul, Copper, at the right elbow, cut toward the basket, caught an inbounds pass from **Natasha Cloud** and made a layup to make it an 82-79 lead for Phoenix with 10.1 remaining. On the next possession, Howard missed a potential tying 3-point attempt. Off the miss, the loose ball made its way to Tina Charles with 0.1 seconds to go. She made the first free throw and missed the second, allowing Phoenix to grab the rebound and close out the win. Gray finished with 22 points, Howard scored 16 and Charles added 14 and 13 rebounds for Atlanta (10-18). Jordin Canada scored 13 points. Charles had 12 points on Wednesday and moved past Tina Thompson into second on the WNBA's all-time scoring list. Charles, who has 7,505 career points, trails only Taurasi, who has 10,518. Thompson scored 7,488 points over her 18-year career with the Houston Comets, Los Angeles Sparks and Seattle Storm. Charles has 3,889 career rebounds, second only to Sylvia Fowles (4,006). The Dream beat Phoenix 72-63 at home on Wednesday to pull within one game of the Chicago Sky for the final playoff spot.







WASHINGTON MYSTICS

2024-25 REGULAR SEASON	PPG	OPP. PPG	FG%	3FG%	FT%	RPG	APG	SPG	TO	BPG
Mystics	78.9	83.4	.431	.362	.753	31.9	21.8	7.31	16.2	3.19
Mercury	82.5	84.8	.442	.338	.801	32.5	19.5	6.73	14.3	4.76



2024-25 REGULAR SEASON INDIVIDUAL BESTS			2024-25 REGULAR SEASON MYSTICS BESTS			2024-25 REGULAR SEASON TEAM		
Points	23	Brittney Griner @ WAS 7/16/24	Points	18	Myisha Hines-Allen @ WAS 7/16/24	Biggest Win	9	@ WAS 7/16/24
Rebounds	9	Natasha Cloud @ WAS 7/16/24, Natasha Mack vs. WAS 5/23/24	Rebounds	12	Myisha Hines-Allen @ WAS 7/16/24	** No Biggest Loss **		
Assists	10	Natasha Cloud @ WAS 7/16/24, Natasha Cloud vs. WAS 5/23/24	Assists	6	Ariel Atkins @ WAS 7/16/24			

2024-25 REGULAR SEASON VS. MYSTICS			2023-24 REGULAR SEASON VS. MYSTICS			SERIES HISTORY VS. MYSTICS				
DATE	SITE	TIME/RESULT	DATE	SITE	RESULT		ALL-TIME	STREAKS	LAST WIN	LAST LOSS
5/23/24	Phoenix	W, 83-80	6/16/23	Washington	L, 69-88	Overall	39-20	Won 2	7/16/24	9/5/23
7/16/24	Washington	W, 96-87	7/23/23	Washington	L, 69-84	Home	21-8	Won 1	5/23/24	9/5/23
9/5/24	Phoenix	7:00 pm	8/8/23	Phoenix	W, 91-72	Road	18-12	Won 1	7/16/24	7/23/23
			9/5/23	Phoenix	L, 77-100					

KEY CONNECTIONS

- + **Natasha Cloud** spent the first eight seasons of career in Washington (2015-19, 2021-23) after being selected 15th overall by the Mystics in the 2015 WNBA Draft. Cloud helped lead the Mystics to their first and only WNBA championship in 2019 and is the franchise's all-time leader in assists (1,259), assists per game (5.1), assists in a season (239 in 2022), season assists average (7.0) and assists in a game (15). With Washington, Cloud earned two All-Defensive Team selections (First Team - 2022, Second Team - 2019) and was the WNBA's leader in assists in 2022.
- + Associate head coach **Kristi Toliver** played four seasons (2017-19, 2023) with the Mystics and helped lead the team to a 2019 WNBA title alongside Natasha Cloud. Toliver averaged 11.9 points, 4.0 assists and 2.2 rebounds in 101 games appearances with the Mystics, earning two All-Star selections (2018, 2019). From 2018-20, she spent two seasons on the Washington Wizards' coaching staff, becoming the first active WNBA player in history to serve as an NBA assistant coach.
- + **Kahleah Copper** was originally drafted by the Mystics with the 7th overall pick in the 2016 WNBA Draft. Copper, who was teammates with Cloud that season, averaged 6.2 points (46.7% 3FG) and 3.1 rebounds in 30 appearances for Washington.

KEY PERFORMANCES VS. WASHINGTON

- + **Natasha Cloud** came up one rebound shy of her first career triple-double in win at Washington on July 16 (her first game back in D.C. after spending her first eight seasons with the Mystics). Cloud recorded 12 points, 10 assists and 9 rebounds and became ne of two players in WNBA history to notch 10+ points, 10+ assists, 9+ rebounds, 2+ blocks and 2+ steals with less than 1 turnover, joining Sheryl Swoopes (1999). Cloud is the only player to do so while shooting 50.0%+ from the field.
- + **Brittney Griner** and **Diana Taurasi** both reached 5,000 career points against the Mystics -- Taurasi (July 15, 2011 in Phoenix) / Griner (Sept. 5, 2023). Taurasi also notched her 7,000th career point against Washington (June 24, 2016).
- + On August 8, 2023 vs. Washington, **Griner** became the franchise's all-time leading rebounder, passing DeWanna Bonner (2,072 rebounds). Griner accomplished the feat in just 276 regular season games compared to Bonner's 335 in a Mercury uniform.

PREVIOUS MEETING

MERCURY 96, MYSTICS 87 – JULY 16, 2024 – CAPITAL ONE ARENA – WASHINGTON, DC – GAME #25 (13-12, 5-8 AWAY)

TEAM	1	2	3	4	OT	FINAL	FG	FGA	FG%	3FG%	FT%	OR	DR	TR	A	PF	ST	TO	BS
PHO	17	27	27	25	-	96	35	65	.538	.444	.857	6	25	31	22	14	8	9	6
WAS	19	27	17	24	-	87	33	72	.458	.303	.846	8	25	33	28	19	5	13	1
TEAM	HIGH PTS			HIGH REB			HIGH AST			TEAM	HIGH PTS			HIGH REB			HIGH AST		
PHO	B. Griner: 23			N. Cloud: 9			N. Cloud: 10			WAS	M. Hines-Allen: 18			M. Hines-Allen: 12			A. Atkins: 6		

WASHINGTON (Associated Press) — **Brittney Griner** had 23 points and seven rebounds, **Kahleah Copper** scored 10 of her 22 points in the fourth quarter and the Phoenix Mercury beat the Washington Mystics 96-87 on Tuesday. Copper scored six straight points in the fourth and **Natasha Cloud** capped the 8-0 run for an 82-72 lead with 5:09 left. Washington guard Ariel Atkins stole it from **Diana Taurasi** and raced the other way for a layup while being fouled. Atkins completed the three-point play with 2:43 left to get within 87-83 following an 8-0 run. But Phoenix made a shot on its next three possessions, capped by **Sophie Cunningham**'s 3-pointer for a 94-85 lead. Phoenix sealed it when Taurasi blocked a Myisha Hines Allen shot and Copper converted a fast-break layup at the other end for a 96-87 lead with 22.6 left. Taurasi finished with 18 points and Cloud had 12 points, nine rebounds and 10 assist for Phoenix (13-12). Cunningham added 11 points off the bench. Hines-Allen led Washington (6-19) with 18 points, 12 rebounds and six assists. Julie Vanloo scored 17, Shatori Walker-Kimbrough added 15 and Atkins finished with 14 points. Atkins also passed Emma Meesseman for third on Washington's career assists list. Phoenix closed the third quarter on a 13-0 run, capped by Cloud's jumper from the free-throw line to take a 71-63 lead. Cloud also opened the fourth with a basket for a 10-point lead.







WNBA										
	GAMES	W-L	PCT	GB	CONF	DIV	HOME	AWAY	L10	STRK
New York Liberty	33	27-6	.818	0	15-3	0-0	14-2	13-4	8-2	W1
Connecticut Sun	32	24-8	.750	2.5	13-6	0-0	13-3	11-5	7-3	W2
Minnesota Lynx	33	24-9	.727	0	14-5	0-0	15-3	9-6	8-2	W1
Las Vegas Aces	32	20-12	.625	3.5	10-8	0-0	10-7	10-5	5-5	W2
Seattle Storm	32	19-13	.594	4.5	8-6	0-0	12-5	7-8	5-5	L2
Indiana Fever	33	17-16	.515	10.0	10-8	0-0	9-5	8-11	8-2	W4
<b>Phoenix Mercury</b>	<b>33</b>	<b>16-17</b>	<b>.485</b>	<b>8.0</b>	<b>9-8</b>	<b>0-0</b>	<b>9-7</b>	<b>7-10</b>	<b>4-6</b>	<b>L3</b>
Chicago Sky	32	11-21	.344	15.5	5-12	0-0	4-12	7-9	2-8	L6
<b>Atlanta Dream</b>	<b>32</b>	<b>11-21</b>	<b>.344</b>	<b>15.5</b>	<b>4-11</b>	<b>0-0</b>	<b>6-10</b>	<b>5-11</b>	<b>4-6</b>	<b>W1</b>
Dallas Wings	32	9-23	.281	14.5	6-12	0-0	7-9	2-14	4-6	L1
Washington Mystics	32	9-23	.281	17.5	4-11	0-0	4-12	5-11	4-6	L1
Los Angeles Sparks	32	7-25	.219	16.5	4-12	0-0	5-11	2-14	2-8	L1

EASTERN CONFERENCE										
	GAMES	W-L	PCT	GB	CONF	DIV	HOME	AWAY	L10	STRK
New York Liberty	33	27-6	.818	0	15-3	0-0	14-2	13-4	8-2	W1
Connecticut Sun	32	24-8	.750	2.5	13-6	0-0	13-3	11-5	7-3	W2
Indiana Fever	33	17-16	.515	10.0	10-8	0-0	9-5	8-11	8-2	W4
Chicago Sky	32	11-21	.344	15.5	5-12	0-0	4-12	7-9	2-8	L6
<b>Atlanta Dream</b>	<b>32</b>	<b>11-21</b>	<b>.344</b>	<b>15.5</b>	<b>4-11</b>	<b>0-0</b>	<b>6-10</b>	<b>5-11</b>	<b>4-6</b>	<b>W1</b>
Washington Mystics	32	9-23	.281	17.5	4-11	0-0	4-12	5-11	4-6	L1

WESTERN CONFERENCE										
	GAMES	W-L	PCT	GB	CONF	DIV	HOME	AWAY	L10	STRK
Minnesota Lynx	33	24-9	.727	0	14-5	0-0	15-3	9-6	8-2	W1
Las Vegas Aces	32	20-12	.625	3.5	10-8	0-0	10-7	10-5	5-5	W2
Seattle Storm	32	19-13	.594	4.5	8-6	0-0	12-5	7-8	5-5	L2
<b>Phoenix Mercury</b>	<b>33</b>	<b>16-17</b>	<b>.485</b>	<b>8.0</b>	<b>9-8</b>	<b>0-0</b>	<b>9-7</b>	<b>7-10</b>	<b>4-6</b>	<b>L3</b>
Dallas Wings	32	9-23	.281	14.5	6-12	0-0	7-9	2-14	4-6	L1
Los Angeles Sparks	32	7-25	.219	16.5	4-12	0-0	5-11	2-14	2-8	L1







## YOU CAN'T SPELL AMERICA WITHOUT MERC

- **Kahleah Copper, Brittney Griner and Diana Taurasi** won gold with Team USA at the 2024 Summer Olympics in Paris on Aug. 11. With their 67-66 victory over France, the U.S. Women captured a 10th overall, and record eighth-straight gold medal, claiming the longest Olympic gold medal streak in a traditional team sport. Team USA also extended their Olympic win streak to 61 games, stretching back to the 1996 Olympics.
- The Mercury joined the Aces as the only team to have three or more players on Team USA's 12-person roster (Aces had four).

### THE GOLD STANDARD

- **Taurasi** became the first player in Olympic basketball history (women's or men's) and Olympic team sport history to win six gold medals (2004, 08, 12, 16, 21, 24), surpassing her longtime teammate **Sue Bird**.
- Taurasi also became just the fourth Olympic athlete to win gold at six different Olympic Games, joining Isabell Werth (GER – Equestrian – gold in 7 Olympics), Birgit Fischer (GER – Canoe – gold in 6 Olympics) and Aladár Gerevich (HUN – Fencing – gold in 6 Olympics).
- Taurasi finished her Olympic career with a 44-0 record and ranks first in U.S. Women's Basketball Olympic history in games played (42) and second in points (419, behind only **Lisa Leslie** – 488).
- Taurasi (42) became the oldest player in U.S. Women's Basketball history to compete at the Olympics (**Bird** was 40 at the 2021 Tokyo Games).

### GOLDEN GRINER

- **Griner** won her third Olympic gold medal, joining **Taurasi** (6) / **Bird** (5) / **Teresa Edwards, Tamkia Catchings, Sylvia Fowles, Lisa Leslie** (4) / **Katie Smith, Dawn Staley, Breanna Stewart, Sheryl Swoopes** (3) as the only players in U.S. Women's Basketball history to win three or more golds.

### COPPER TO GOLD

- **Copper** scored a team-high 10 points in the fourth quarter of the gold medal game, including two clutch free throws with three seconds remaining to propel the U.S. to victory and capture her first Olympic gold medal. She finished the game with 12 points (3-of-8 FG / 6-of-6 FT), 5 rebounds, 2 assists and 2 steals in 22 minutes.



## THE ALL-STARS WERE OUT IN THE VALLEY

- **Kahleah Copper, Brittney Griner and Diana Taurasi** were named 2024 WNBA All-Stars as members of the USA Basketball Women's Olympic Team.

### TAURASI (11 career All-Star selections)

- Passed **Tamika Catchings** (10) for the second most selections in WNBA history behind only **Sue Bird** (13).
- The 20-year WNBA veteran became the oldest player (42 years, 39 days) to participate in a WNBA All-Star Game, topping Bird (41 years, 267 days in 2022).

### GRINER (10 career All-Star selections)

- Tied **Catchings** for third most selections in WNBA history.

### COPPER (4 career All-Star selections)

- Joined **Griner, Jewell Loyd, Arike Ogunbowale, Breanna Stewart** and **A'ja Wilson** as the only players to be selected to the last four All-Star Games.

- This year's All-Star Game, which was played in Phoenix on July 20, featured a matchup between the WNBA All-Stars who comprise Team USA vs. the remaining WNBA All-Stars. Team WNBA defeated Team USA, 117-109.
- Phoenix had three All-Stars for the sixth time in franchise history (2024, 2021, 2018, 2015, 2014, 2007) and was one of four teams – LV (4), CON & NY (3 each) with three or more 2024 All-Stars.
- **BEST OF THE BEST**
  - **Griner** and **Taurasi** both surpassed 100 career All-Star points in the game, joining **Tamika Catchings, Lisa Leslie, Maya Moore** and **Nneka Ogumike** as the only players in WNBA history to do so. Taurasi is now third in WNBA All-Star history in points (108) and Griner is fourth (106), behind only Moore (131) and Catchings (111).
  - **Taurasi** scored 14 points and knocked down 3 three-pointers. She now has made the most threes in All-Star history (22), passing **Katie Douglas** and **Jewell Loyd** (21 each)





PLAYOFF MAGIC NUMBER: 4

- To officially clinch a spot in the 2024 WNBA Playoffs, the Mercury needs any combination of five Phoenix wins and Atlanta (currently the 9<sup>th</sup> seed) losses.

THE X-FACTOR

- PHX is 9-7 at home, where they average the highest FG% (46.2) and third most points (85.8) in the league.
- The Mercury (13 sellouts in 15 games) is averaging 10,839 fans per game at Footprint Center – currently the fourth highest average attendance in franchise history behind only the first three seasons of the league – 1997 (13,703), 1998 (13,764) and 1999 (12,220).
- On June 30 in a nationally televised ESPN matchup against IND, the Mercury welcomed 17,071 fans into Footprint Center, the second highest Mercury regular season attendance and third highest in franchise history (in regular season and postseason).
- The Mercury has three 14,000+ attendances this season (6/28 vs. LA, 6/30 vs. LA, 8/18 vs. CHI), marking the first time since 1998 that the team has posted at least three games with 14,000+ fans (had five in 1998).

MILESTONE MONDAY

- Three Mercury players hit big milestones on Monday, Aug. 26 vs. NY:
  - Diana Taurasi** moved into fourth on the WNBA’s all-time assists list, passing **Lindsay Whalen** (2,348 career assists). Taurasi now has 2,365 for her career. Taurasi, the league’s all-time leading scorer, is the only player in league history to rank in the top five in both points and assists.
  - Natasha Cloud** eclipsed 200 assists on the season, setting a new franchise single season assists record (previous: **Taurasi** 197 assists in 2013). Cloud now has 218 assists for the season with seven games still remaining.
  - Brittney Griner** became the third player in WNBA history to reach 800 career blocks. She now has 802 for her career, trailing only **Lisa Leslie** (877) and **Margo Dydek** (822).

FINISHING STRONG

- The Mercury (14-0) is the only team who is undefeated when leading going into the fourth quarter.

IN THE CLUTCH

- The Mercury has a 10-5 record in clutch games (defined as within 5 points in the last 5 minutes of the games) this season – the third best clutch win percentage (.667) in the league behind only NY (.786) and IND (.684).
- Phoenix leads the league in FG% in clutch minutes (50.5) and is second in the league in clutch points average (9.5) behind only DAL (9.9).
- KAH-LUTCH: **Kahleah Copper** leads the league in clutch scoring (3.9 points per clutch game).

KAH-REER YEAR

- Kahleah Copper** is third in the WNBA in scoring this season, averaging a career-high 22.1 points per game.
- Has 728 points through 33 games, 3rd most in franchise history behind **Taurasi** (831 in 2006 / 801 in 2008) and 10th most in WNBA history.
- Copper has the highest usage rate in the league (31.2%), just ahead of two-time WNBA MVP **A’ja Wilson** (31.0%).
- COPPER NOTABLE 2024 LEAGUE RANKS:**
  - PTS PER GAME – **3rd** (22.1)
  - FGM PER GAME – **3rd** (7.7)
  - FTM PER GAME – **5th** (4.7)
  - PTS OFF TURNOVERS PER GAME – **5th** (4.3)
  - FASTBREAK PTS PER GAME – **3rd** (3.2)
  - PTS IN THE PAINT – **10th** – 2nd amongst G/G-F (9.2).
- Copper made WNBA history on Aug. 16 at IND, setting a record for most free throws made in a game (18) en route to her league-leading 9th 30-point game of the season). She shot 18-of-19 (94.7%) from the line – her 19 attempts also tied a WNBA record (**Plenette Pierson** in 2003).

THIRTIES ARE THE NEW TWENTIES

- Kahleah Copper** has now scored 30+ points in 9 games this year, second most in the league this season behind only **A’ja Wilson** (10). Prior to this season, Copper had one 30+ point game in her career (in 2023 with CHI). PHX is 6-3 when Copper scores 30+. She is nearing franchise/WNBA records for most 30-pt games in a season:
  - Mercury history:* 10 – **Diana Taurasi** (2008) / *WNBA history:* 12 – **Jewell Loyd** (2023) / **Maya Moore** (2014).
- With nine 30+ point games, Copper has now passed **Cappie Pondexter** & **Penny Taylor** (8 each) for the fourth most 30+ point games in franchise history behind only **Taurasi** (54), **Griner** (16) and **DeWanna Bonner** (10).

COPPER 30+ POINT GAMES IN 2024						
Date	Opponent	W/L	PTS	FG	3PT	FT
May 18	vs. Atlanta	W	38	11 – 20 (55.0%)	3 – 5 (60.0%)	13 – 16 (81.3%)
May 21	at Las Vegas	W	37	15 – 23 (65.2%)	5 – 9 (55.6%)	2 – 2 (100.0%)
May 25	vs. Dallas	L	32	11 – 22 (50.0%)	4 – 7 (57.1%)	6 – 7 (85.7%)
June 7	vs. Minnesota	W	34	13 – 23 (56.5%)	5 – 12 (41.7%)	3 – 5 (60.0%)
June 16	vs. Seattle	W	30	11 – 20 (55.0%)	3 – 7 (42.9%)	5 – 5 (100.0%)
July 3	at Dallas	W	34	14 – 20 (70.0%)	3 – 4 (75.0%)	3 – 3 (100.0%)
July 10	vs. Dallas	W	32	12 – 19 (63.2%)	1 – 4 (25.0%)	7 – 9 (77.7%)
July 12	at Indiana	L	36	11 – 25 (44.0%)	3 – 11 (27.3%)	11 – 13 (84.6%)
Aug. 16	at Indiana	L	32	6 – 17 (35.3%)	2 – 7 (28.6%)	18 – 19* (94.7%)

CAREER-HIGH

WNBA RECORD \* 1-WNBA RECORD







- Copper owns two of the top five (38 and 37 points) and three of the top 10 (36 points) scoring games in the league this season.
- Copper has three games of 30+ points on 60.0%+ FG – 2nd in the league behind **Wilson** (4) – and seven games of 30+ points on 50.0%+ FG – 2nd in the league behind **Wilson** (9).
- Is the only player in the league this season to have back-to-back 30+ point games twice (July 10 and 12 / May 18 and 21) – **Jewell Loyd** and **Breanna Stewart** have done so once.
- In wins over ATL and LV on May 18 and 21, Copper became the only player in WNBA history to score 37+ points in back-to-back games.
  - She scored a career-high 38 points vs. ATL and followed it up with a 37-point performance at Las Vegas. Her 38 points are tied for the sixth most in Mercury history (only **Diana Taurasi** has scored more in a game – 47, 41, 42, 41, 39).
- Three of her 30+ point games have come vs. DAL, the seventh time in WNBA history a player has 3+ 30-point games against the same team in one season.

READY FOR SOME MO!

- Newly acquired veteran forward **Monique Billings** recorded 13 points (5-of-7 FG), 8 rebounds and a season-high 2 steals in 23 minutes in her Mercury debut on Aug. 18 vs. CHI.
- Billings knocked down a three-pointer in back-to-back games for the first time in her career (Aug. 18 vs. CHI, Aug. 21 at ATL). She has now made 3 threes this season after making one in her first six years in the league.
- Billings is one of six players in the league this season to record at least 15 points and 15 rebounds in a game while shooting 60.0%+ FG (**Aliyah Boston**, **Tina Charles**, **Napheesa Collier**, **Angel Reese**, **A’ja Wilson**).
- Since 2020, she’s recorded the fifth most offensive rebounds in the league (299) behind only **Teaira McCowan**, **Brionna Jones**, **Jonquel Jones** and **Wilson**.

THE PHILLY SPECIAL

- **Natasha Cloud** to **Kahleah Copper** is the sixth highest assist combination in the league this season:

2024 TOP ASSIST COMBOS IN WNBA						
Rank	Assist Player	Scorer	Team	Assists	2PT-Baskets	3PT-Baskets
1	Jackie Young	A’ja Wilson	Las Vegas	85	79	6
2	Caitlin Clark	Aliyah Boston	Indiana	80	76	4
3	Skylar Diggins-Smith	Nneka Ogumike	Seattle	70	59	11
4	Sabrina Ionescu	Jonquel Jones	New York	68	48	20
5	Alyssa Thomas	DeWanna Bonner	Connecticut	68	47	21
6	Natasha Cloud	Kahleah Copper	Phoenix	65	43	23

- On July 7 at LA. Cloud and Copper became the first pair of teammates in WNBA history to each have 25+ points, 9+ rebounds and 5+ assists in the same game: Cloud (31 PTS / 9 REB / 5 AST), Copper: (25 PTS / 10 REB / 5 AST).

PICK YOUR POISON

- PHX is 10-5 when 2+ players score 20+ points ... Their 15 games with 2+ players scoring 20+ points trail only LV (19) ... the next most by a team is DAL (10).
- **Kahleah Copper** and **Brittney Griner** have scored 20+ points in the same game seven times – the only duo with more in the league is the Aces’ **A’ja Wilson** and **Kelsey Plum** (10 games), and **Wilson** and **Jackie Young** (8 games).
- The Mercury and the Aces are also the only teams this season to have three games of two players scoring 25+ points in the same game (**Cloud + Copper** – July 7 vs. LA / **Copper + Griner** – June 16 vs. SEA / **Copper + Taurasi** – May 25 vs. DAL).
- The Mercury joins the Aces and Liberty as the only teams to have three different players record a 30+ point game this season – **Copper** (9), **Cloud** (1), **Taurasi** (1). The Mercury has 11 total 30+ point performances on the season, second most in the league behind only the Aces (13).

GRINER GREATNESS

- **Brittney Griner** is averaging 18.1 points (11th in league) on a league-best 57.0% FG, 6.3 rebounds, 2.2 assists and 1.6 blocks (5th in league).
- Griner is the only player in WNBA history to record at least 20 points (on 75.0%+ FG), 6 rebounds, 6 assists and 4 blocks in a game – she has done so three times in her career (twice coming this season in wins at ATL on Aug. 23 and at CHI on Aug. 15).
- Griner recorded back-to-back 25+ point games on June 13 and 16 and now has 55 career 25+ point games for her career, moving her past former teammate **Cappie Pondexter** (54 games) for the 9th most in WNBA history (**Diana Taurasi** is 1st with 139).
- **ELITE SHOOTER:**
  - Griner now has 103 career games with 20+ points on 50.0%+ shooting – tied with **Sylvia Fowles** for the 4th most in WNBA history.
  - Griner now has 7 career games of 20+ points on 80.0%+ shooting (7), tying **Liz Cambage** and **Candice Dupree** for third all-time, trailing only **Fowles** (23) and **Nneka Ogumike** (12).
  - After scoring a season-high 28 points (10-of-15 FG) in the win over SEA on June 16, Griner now has a WNBA-record 27 career games scoring 25+ points on 65% or better shooting, breaking a tie with **Fowles** (26).

BLOCK PARTY

- In post-Olympic break games, **Brittney Griner** is second in the league in blocks, averaging 1.9 per game.
- Griner now has:
  - 214 career games with 2+ blocks – 3rd in WNBA history behind only **Margo Dydek** (222) and **Lisa Leslie** (228)
  - 136 career games with 3+ blocks – 2nd in WNBA history behind only **Dydek** (156)
  - 84 career games with 4+ blocks – 2nd in WNBA history behind only **Dydek** (97)
  - 43 career games with 5+ blocks – 2nd in WNBA history behind only **Dydek** (60)
- Griner (802 career blocks) is third on the WNBA’s all-time blocks list.

WNBA ALL-TIME BLOCKS LIST		
Rank	Player	Blocks
1	Margo Dydek	877
2	Lisa Leslie	822
3	Brittney Griner	802
4	Sylvia Fowles	721
5	Candace Parker	619







PHX'S NEWEST 3-POINT SNIPER

- **Brittney Griner** has knocked down 7 threes this season (7-of-15), matching her total threes made in her first 10 seasons (7-of-26).

GOAT THINGS...

- **Diana Taurasi** (turned 42 on June 11) now has 23 career 20+ point games at age 40+ (the rest of WNBA combined has 6), passing **Michael Jordan** (20) for the most 20+ point games at age 40+ in WNBA/NBA history (**Kareem Abdul-Jabbar** is third with 16).
- In the win vs. CHI on Aug. 18, Taurasi (42 years, 68 days) passed **John Stockton** (40 years, 251 days) to become the oldest player in WNBA/NBA history to records 20+ points, 5+ assists and 0 turnovers.
- In the win vs. LA on June 2, Taurasi scored a season-high 31 points (9-of-14 FG / 7-of-9 3PT / 6-of-6 FT):
  - She now has 54 career 30+ point games (3 at age 40+) and is one game shy of tying **Michael Jordan** for the most 30+ point games in WNBA/NBA history at age 40+. Already the only player in history to score 30+ at age 41+, she has now done so twice.
  - It was her 11th career game of 30+ points with 7+ threes (first since Sept. 1, 2020) – **Sabrina Ionescu** has the next most in league history (5).

DEE FOR THREE!

- **Diana Taurasi** joins **Kayla McBride** and **Arike Ogunbowale** as the only players to knock down 7 threes in multiple games this season. Of the 12 instances of 7+ made threes by a player this season, Taurasi has shot two of the best five percentages (63.6% - 5th highest / 77.8% - t-highest). Her 7 threes are one-off her career-high (8), which she has notched four times in her career.

Player	Date	Opponent	3PM	3PA	3P%	TOTAL POINTS
Diana Taurasi	May 14*	at Aces	7	11	63.6%	23
Diana Taurasi	June 2	vs. Sparks	7	9	77.8%	31

*\*tied WNBA record for most threes in a season opener*

- Taurasi is the only player in WNBA/NBA history to have multiple games of 7 3PM (has three) – **Vince Carter** is the only other player to do so (once).
- Taurasi has knocked down 5+ threes 13 times at age 40+ (**Sue Bird** – 3x – is the only other WNBA player to do so, and the NBA has combined for 8 such games in its 78-year history).
- For her career, Taurasi now has a WNBA-record:
  - 16 regular season game with 7+ threes ... **Sabrina Ionescu** and **Jewell Loyd** are second (5 games)
  - 37 regular season game with 6+ threes ... **Sabrina Ionescu** is second (13 games)
  - 80 regular season game with 5+ threes ... **Katie Smith** is second with (30 games)
- For her career, Taurasi now has a WNBA-record:
  - 11 games with 7+ threes on 55.0%+ shooting ... **Jewell Loyd** and **Kelsey Mitchell** are second (4 games).
  - 53 games with 5+ threes on 50.0%+ shooting ... **Katie Smith** is second (27 games).
- Taurasi, the WNBA's all-time leader in threes made, now has 1,433 for her career (**Sue Bird** has the next most with 1,001).

ASSISTS BY AGENT ZERO

- **Natasha Cloud** is third in the league in assists, averaging 6.8 per game behind only **Caitlin Clark** (8.4) and **Alyssa Thomas** (7.6). She has led (including ties) the Mercury in assists in 25 of her 32 games this season.
- Cloud joins **Clark**, **Sabrina Ionescu** and **Alyssa Thomas** as the only players in the league this season averaging 10+ points, 6.0+ assists, 4.0+ rebounds and 1.5+ steals.
- Cloud has eight 10+ assist games this season (second in the league behind only **Clark**), her most 10+ assist games in a season (previous was 6 in 2022).
  - Cloud recorded 10+ assists in three straight games (May 25 – 12, May 23 – 10, May 21- 10) ... she is the only player in franchise history to do so, and one of seven in WNBA history (**Caitlin Clark**, **Ticha Penichiero**, **Nikki Teasley**, **Alyssa Thomas**, **Courtney Vandersloot**, **Tanisha Wright**) to do so in 3+ consecutive games.
  - Cloud now has five career games with 10+ assists and 1 or fewer turnovers, tied with **Lindsay Whalen** for 7th all-time.
- Cloud eclipsed 200 assists on the season, setting a new franchise single season assists record (previous: **Diana Taurasi** 197 assists in 2013) ... she now has 218 assists in 2024 with seven games still remaining.
- Cloud, who started out the season 22<sup>nd</sup> on the WNBA's all-time assists list, is now 12th, having passed **Shannon Johnson**, **Tanisha Wright**, **Temeka Johnson**, **Jasmine Thomas**, **Briann January**, **Teresa Weatherspoon**, **Dawn Staley**, **Skylar Diggins-Smith** and **Kristi Toliver**.

WNBA ALL-TIME ASSISTS LIST		
Rank	Player	ASSISTS
1	Sue Bird	3,234
...	.....	...
10	Tamika Catchings	1,488
11	Danielle Robinson	1,480
12	Natasha Cloud	1,477







DOUBLE-DOUBLE TASH IS TROUBLE

- Cloud has 6 pts-asts double-doubles (2nd in the league behind only **Caitlin Clark** – 9) and her most in a single-season (surpassing her 2022 record of 4). The Mercury are 5-1 when she notches a double-double.
- Cloud now has 15 career pts-asts double-doubles, passing teammate **Diana Taurasi** (14) and tying **Chelsea Gray** for the 5th most in WNBA history.
- Cloud recorded back-to-back double-doubles in wins over WAS (14 pts, 10 ast, 5 reb) and LV (11 pts, 10 ast, 7 reb) on May 21 and May 23.
  - Joins **Clark, Alyssa Thomas & Jackie Young** as the only players with 3+ games of 10+ points, 10+ assists and 5+ rebounds this season.
  - With her third career game of 10+ pts, 10+ assists, 7+ rebounds on May 21, is now tied with **Gray, Swoopes** and **Courtney Williams** for the fifth most all-time.

SMOOTH SHOOTER SOPH

- **Sophie Cunningham** is third in the league in true shooting percentage (62.4%) – which measures a player’s efficiency at shooting the ball – trailing only **Stefanie Dolson** (65.2%) and **Jonquel Jones** (63.8%).
- Cunningham has shot 40.0%+ from three in a league-best 20 games this season – her previous record for a season was 14 games in 2021. She is shooting 37.6% from deep for the season, seventh in the league amongst players who have attempted 100+ threes.
- She has made 3+ threes off the bench three times this season, tied for second in the league behind only **Sami Whitcomb** (5).
- On Aug. 28 vs. MIN, Cunningham (who now has 1,346 career points) passed **Anna DeForge** (1,326) for 10th on the franchise’s all-time scoring list and is 10 points shy of passing **Tangela Smith** (1,355) for ninth.

MACK ATTACK

- Second-year big **Natasha Mack** has recorded at least one block in 25 games, tied for the third most in the league behind only **A’ja Wilson** (29) and **Alanna Smith** (27). She is also one of eight players to record 2+ blocks in 11+ games this season, joining **Aliyah Boston, Cameron Brink, Napheesa Collier, Ezi Magbegor, Smith, Breanna Stewart** and **Wilson**.
- Mack is second in the league in blocks per 40 minutes (3.3) behind only **Cameron Brink** (4.2). Mack has played 33 games while Brink played just 15 games before suffering a season-ending ACL tear.
- She is one of 11 players this season to record 6+ rebounds, 5+ assists and 2+ blocks in multiple games (Mack’s two performances came in the fewest minutes of any player this season –21.6 and 19.5 minutes).
- Leads all reserves in games (6) with 7+ rebounds.

CELES+E

- **Celeste Taylor** leads the Mercury in +/- per game (+4.4) and has a zero or higher +/- in 9 of her 10 games played.

BEC BEHIND THE ARC

- **Bec Allen** is one of nine players in the league this season to have multiple games with 4+ 3PM while shooting 70.0% from deep. Since the start of the 2021 season, Allen is tied with **Stefanie Dolson** for the most such games in the league (six).

LET IT FLY

- PHX has knocked down 281 threes this season, second most in franchise history through 33 games (289 in 2022).
- The Mercury is averaging 8.7 3PM per game, second most in franchise history (averaged 8.8 in 2022).
- **BIG NIGHTS FROM THREE:**
  - Phoenix has recorded 15+ threes in three games this season (2nd most in the league behind NY – four games). In the Mercury’s 27 seasons prior, they made 15+ threes in five total games.
    - **JUNE 18 vs. NY** – 15-of-30 (50.0%)
    - **MAY 21 @ LV** – 16-of-33 (48.5%) – *tied franchise record with 16 3PM*
    - **MAY 14 @ LV** – 15-of-36 (41.7%)

450 AND COUNTING

- The Mercury became the fifth franchise in WNBA history to reach 450 regular season wins on May 18 vs. ATL.

Rank	Team	Regular Season Wins
1	Los Angeles Sparks (1997-present)	529
2	Connecticut Sun (1990-present)**	495
3	New York Liberty (1997-present)	477
4	Minnesota Lynx (1999-present)	476
5	Phoenix Mercury (1997-present)	465

*\*\*Includes Orlando Miracle wins (relocated to Connecticut)*

2024 RECORD BY UNIFORM:

UNIFORM	HOME	AWAY	OVERALL
EXPLORER (purple/orange)	4-1	1-3	5-4
REBEL (black)	3-5	2-0	5-5
HEROINE (white)	2-1	4-7	6-8





# PLAYER CAREER MILESTONES

Mercury vs. Dream - Sep 3



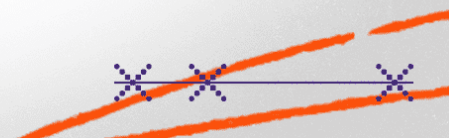
PLAYER	MILESTONE	HAS	NEEDS	NOTES
<u>Reached Last Game</u>				
<b>Brittney Griner</b>	2,130 2PT FGM	2,137	--	Passed <b>Candace Parker</b> for 7 <sup>th</sup> most in WNBA history
<b>Monique Billings</b>	100 blocks	97	3	
<b>Natasha Cloud</b>	1,481 assists	1,477	4	Will pass <b>Danielle Robinson</b> for 11 <sup>th</sup> in WNBA history
	1,489 assists	1,477	12	Will pass <b>Tamika Catchings</b> for 10 <sup>th</sup> in WNBA history
	18 pts-assists double-doubles	15	3	Will tie <b>Ticha Penicheiro</b> for 4 <sup>th</sup> most in WNBA history
<b>Kahleah Copper</b>	10 30+ pt games this season	9	1	Will tie <b>Diana Taurasi</b> (in 2008) for the most in a season in franchise history ... Will also tie <b>DeWanna Bonner</b> for the third most total in franchise history, behind only <b>Taurasi</b> (54) and <b>Brittney Griner</b> (16)
	12 30+ pt games in a season	9	3	Will tie <b>Jewell Loyd</b> (2023) and <b>Maya Moore</b> (2014) for the most in a season in WNBA history
	861 points in the season	728	133	Will pass <b>Diana Taurasi</b> (860 in 2006) for most points in a season in franchise history
<b>Sophie Cunningham</b>	260 assists	254	6	Will pass <b>Anna DeForge</b> for 13 <sup>th</sup> in franchise history
	126 steals	118	8	Will pass <b>Tangela Smith</b> for 14 <sup>th</sup> in franchise history
	483 rebounds	473	10	Will pass <b>Cappie Pondexter</b> for 12 <sup>th</sup> in franchise history
	1,356 points	1,346	10	Will pass <b>Tangela Smith</b> for 9 <sup>th</sup> in franchise history
	455 made FGs	437	18	Will pass <b>Anna DeForge</b> for 11 <sup>th</sup> in franchise history
<b>Brittney Griner</b>	167 steals	158	9	Will pass <b>Bridger Pettis</b> for 7 <sup>th</sup> in franchise history
	823 blocks	802	21	Will pass <b>Lisa Leslie</b> (822) for 2 <sup>nd</sup> in WNBA history
	2,163 2PT FGM	2,137	26	Will pass <b>Seimone Augustus</b> for 6 <sup>th</sup> most in WNBA history
<b>Diana Taurasi</b>	522 steals	517	5	Will pass <b>Candace Parker</b> to move into 17 <sup>th</sup> in WNBA history
	1,883 2PT FGM	1,878	5	Will pass <b>Tina Thompson</b> to move into 11 <sup>th</sup> in WNBA history
	4 30-pt games at age 40+	3	1	Will tie <b>Michael Jordan</b> for most in WNBA/NBA history





## NATE TIBBETTS

Head Coach



CAREER REGULAR SEASON RECORD (1ST SEASON): 16-17 (.485)

REGULAR SEASON RECORD WITH MERCURY (1ST SEASON): 16-17 (.485)

A widely-respected veteran coach with nearly two decades of experience in the NBA and NBA G League, Nate Tibbetts enters his first season as head coach for the Phoenix Mercury in 2024 after being named the 12th coach in WNBA history on October 18, 2023.

Tibbetts, 46, brings 18 years of professional coaching experience, including 12 years as an NBA assistant coach with the Orlando Magic, Portland Trail Blazers and Cleveland Cavaliers, and six years in the G League with the Tulsa 66ers and Sioux Falls Skyforce.

Tibbetts joins the Mercury from the Orlando Magic where he spent two seasons as an assistant under head coach Jamahl Mosley, and before that spent eight seasons as an assistant coach with the Portland Trail Blazers (2013-21) under head coach Terry Stotts, including the final two seasons as associate head coach. While with the Trail Blazers, the team advanced to the postseason eight times including a trip to the 2019 Western Conference Finals. Tibbetts began his NBA coaching career with the Cleveland Cavaliers in 2011. Tibbetts also served as Team USA's head basketball coach at the 2011 Pan American Games, leading the squad to a bronze medal.

Tibbetts also spent two seasons as head coach of the NBA Development League's Tulsa 66ers (2009-11) and four seasons with the Sioux Falls Skyforce (2005-09), including two as head coach. He began his coaching career as an assistant coach at the University of Sioux Falls (2001-05).

A native of Jefferson, South Dakota, Tibbetts played collegiate basketball at the University of South Dakota where he won three conference titles and is a member of the USD Sports Hall of Fame (2014) after finishing his career as the program's all-time leader in assists. He and wife Lyndsey have twin daughters, Londyn and Jordyn. Tibbetts is the son of legendary South Dakota basketball coach, Fred Tibbetts, who coached high school girls and women's collegiate basketball for more than 30 years, winning an unprecedented 11 high school state championships.





REBECCA

ALLEN

11

GUARD

HT: 6' 2"

DOB: 11/06/92

MERCURY SEASON: 1

WT: 162

COLLEGE: N/A - Melbourne

WNBA SEASON: 9



ACQUIRED: SIGNED & TRADED FROM CONNECTICUT ON FEB. 3, 2024

**NOTABLE:** One of nine players in the league to have multiple games with 4+ 3PM while shooting 70.0% from deep this season ... Since the start of the 2021 season, tied with Stefanie Dolson for the most such games in the league (six).

- THIS SEASON**
- + Against IND on June 30, Allen came up just shy of her first career double-double, recording 9 points and 9 rebounds (tied for her career-high).
  - + In win over NY on June 18, recorded a season-high 17 points against her former team, knocking down a season-high five three-pointers (5-of-7) and tying her season-high with 7 rebounds -- her first career game with 15+ points, 5+ made threes and 7+ rebounds.
  - + Recorded 14 points (3-of-6 from deep), 7 rebounds, 2 assists, 2 steals and 1 block in her Mercury regular season in the May 18 season opener at Las Vegas.
  - + Selected to the Australian Opals squad for the 2024 Paris Olympics, but had to withdraw due to a hamstring injury in a tune-up game.

- WNBA CAREER HIGHLIGHTS**
- + Signed with the Liberty as a free agent in 2015 and spent seven seasons (2015-19, 21-22) in New York ... Traded to Conneticut in three-team trade on Jan. 2023.
  - + One of only four players in WNBA history with two games recording 6+ threes while shooting 85.0%+ from deep, joining Diana Taurasi, Kristi Toliver and Tamika Catchings.
  - + 10th fastest player in WNBA history to record at least 1,000 career points, 500 rebounds, 150 blocks and 180 three-point field goals (195 games).
  - + Since the start of the 2021 season, one of three players in the league (Jonquel Jones and Breanna Stewart) to record 130+ 3PM and 230+ STKS (steals + blocks).

- INTERNATIONAL CAREER (AUSTRALIA)**
- + 1x Olympian with the Opals (2020) - *Selected to the team for the 2024 Paris Olympics, but had to withdraw due to injury.*
  - + 3x FIBA World Cup medalist (silver - 2019, bronze - 2014, 2022).
  - + 1x FIBA Asia Cup bronze medalist (2019)
  - + Made her international debut at the 2014 FIBA World Cup
  - + Prior to the WNBA, began her professional career in Australia's WNBL (Women's National Basketball League) at the age of 16.

ALLEN NUMBER OF TIMES RECORDING...

	10+ PT	20+ PT G	10+ REB	3+ STL	3+ BLK	3+ 3PM	5+ 3PM
2024	4	-	-	1	-	4	1
CAREER	42	5	-	13	12	24	7

REBECCA ALLEN - WNBA REGULAR SEASON STATISTICS																			
SEASON	TEAM	GP	GS	MIN	PTS	FGM	FGA	FG%	3PM	3PA	3P%	FTM	FTA	FT%	OREB	DREB	REB	AST	STL
2015	NY	2	0	34	6	3	10	30	0	4	0	0	0	0	2	7	9	0	3
2016	NY	21	6	280	120	45	98	45.9	17	30	56.7	13	15	86.7	12	23	35	11	9
2017	NY	33	0	304	93	38	101	37.6	15	44	34.1	2	6	33.3	13	54	67	17	12
2018	NY	28	0	291	107	38	101	37.6	10	38	26.3	21	25	84	13	35	48	8	9
2019	NY	24	2	412	172	65	156	41.7	29	68	42.6	13	16	81.3	12	49	61	17	12
2021	NY	25	13	605	229	74	216	34.3	48	126	38.1	33	37	89.2	19	73	92	28	40
2022	NY	25	19	523	174	64	169	37.9	26	83	31.3	20	24	83.3	8	76	84	31	19
2023	CON	40	27	858	255	98	240	40.8	40	115	34.8	19	27	70.4	28	85	113	37	37
2024	PHO	18	18	447	133	53	126	42.1	25	70	35.7	2	3	66.7	13	58	71	20	17
TOTALS		216	85	3754	1289	478	1217	39.3	210	578	36.3	123	153	80.4	120	460	580	169	158
AVERAGE				17.4	6.0	2.2	5.6	-	1.0	2.7	-	0.6	0.7	-	0.6	2.1	2.7	0.8	0.7



	REG CAREER HIGHS		2024-25 REG HIGHS
PTS	28 vs. MIN 8/13/19	PTS	17 vs. NYL 6/18/24
FGM	11 vs. MIN 8/13/19	FGM	6 vs. NYL 6/18/24
FGA	20 at MIN 5/24/22	FGA	13 at LVA 5/14/24
3FGM	6 3 times (vs. LVA, 6/6/23)	3FGM	5 vs. NYL 6/18/24
3FGA	11 2 times (@ LAS, 6/20/21)	3FGA	8 at MIN 6/22/24
FTM	5 at SEA 9/2/21	FTM	1 2 times (vs. DAL, 7/10/24)
FTA	5 3 times (@ PHO, 8/10/23)	FTA	2 at LVA 5/14/24
OREB	3 2 times (vs. DAL, 8/18/23)	OREB	2 3 times (@ MIN, 6/22/24)
DREB	8 vs. IND 6/30/24	DREB	8 vs. IND 6/30/24
TREB	9 2 times (vs. IND, 6/30/24)	TREB	9 vs. IND 6/30/24
ASTS	5 vs. LAS 8/22/21	ASTS	3 2 times (@ CON, 7/14/24)
STLS	5 at MIN 8/31/21	STLS	3 vs. LAS 6/28/24
BLKS	6 vs. ATL 7/20/23	BLKS	2 2 times (vs. LAS, 6/28/24)
MINS	40 at SEA 5/27/22	MINS	33 at LVA 5/14/24

2024-25 GAME-BY-GAME REGULAR SEASON STATISTICS ( PHO )

DATE	OPP	P/S	MIN	FG	FGA	FG%	3PM	3PA	3P%	FT	FTA	FT%	OR	DR	TOT	A	ST	BS	TO	PF	+/-	PTS	W/L	SCORE	
05/14/24	at LVA	S	33:24	5	13	.385	3	6	.500	1	2	.500	1	6	7	2	2	1	2	3	3	14	L	80-89	
05/18/24	ATL	S	21:10	1	6	.167	0	3	.000	0	0	.000	0	3	3	1	0	2	1	1	4	2	W	88-85	
05/21/24	at LVA	S	27:34	3	7	.429	2	4	.500	0	0	.000	0	3	3	0	0	0	1	3	5	8	W	98-88	
05/23/24	WAS	S	24:03	0	3	.000	0	3	.000	0	0	.000	1	1	2	1	0	0	0	0	1	0	W	83-80	
05/25/24	DAL	S	14:30	2	4	.500	1	2	.500	0	0	.000	2	1	3	1	0	0	1	3	-15	5	L	92-107	
05/28/24	at CON										[Did not play]												L	47-70	
05/29/24	at NYL										[Did not play]												L	78-81	
05/31/24	at MIN										NWT - Injury												L	71-95	
06/02/24	LAS										[Did not play]												W	87-68	
06/04/24	at SEA										[Did not play]												L	62-80	
06/07/24	MIN	S	27:12	4	7	.571	1	3	.333	0	0	.000	0	4	4	0	2	1	1	0	-5	9	W	81-80	
06/09/24	at DAL	S	30:27	3	8	.375	0	3	.000	0	0	.000	2	1	3	1	2	0	0	4	-5	6	W	97-90 (2OT)	
06/13/24	LVA	S	23:50	2	4	.500	0	2	.000	0	0	.000	0	2	2	1	0	1	1	3	-3	4	L	99-103	
06/16/24	SEA	S	25:42	3	7	.429	1	2	.500	0	0	.000	0	2	2	1	2	1	3	3	18	7	W	87-78	
06/18/24	NYL	S	33:01	6	8	.750	5	7	.714	0	0	.000	1	6	7	1	0	0	2	0	10	17	W	99-93	
06/22/24	at MIN	S	28:03	4	10	.400	3	8	.375	0	0	.000	2	4	6	2	1	1	0	2	-1	11	L	60-73	
06/28/24	LAS	S	25:16	2	6	.333	0	3	.000	0	0	.000	1	5	6	2	3	2	0	3	8	4	W	92-78	
06/30/24	IND	S	25:47	4	8	.500	1	4	.250	0	0	.000	1	8	9	0	1	0	1	2	-17	9	L	82-88	
07/01/24	CON										DND - Injury												L	72-83	
07/03/24	at DAL	S	20:01	5	8	.625	4	5	.800	0	0	.000	1	2	3	0	0	1	1	2	1	14	W	104-96	
07/07/24	at LAS										Inactive - Injury												W	84-78	
07/10/24	DAL	S	20:31	3	6	.500	1	3	.333	1	1	1.000	1	0	1	0	1	1	0	2	9	8	W	100-84	
07/12/24	at IND	S	25:29	2	9	.222	0	3	.000	0	0	.000	0	4	4	3	1	0	2	1	-13	4	L	86-95	
07/14/24	at CON	S	25:13	2	7	.286	2	5	.400	0	0	.000	0	5	5	3	1	1	1	2	-14	6	L	69-96	
07/16/24	at WAS	S	16:06	2	5	.400	1	4	.250	0	0	.000	0	1	1	1	1	0	1	1	4	5	W	96-87	
08/15/24	at CHI										NWT - Injury												W	85-65	
08/16/24	at IND										NWT - Injury												L	89-98	
08/18/24	CHI										DND - Injury												W	86-68	
08/21/24	at ATL										Inactive - Injury												L	63-72	
08/23/24	at ATL										Inactive - Injury												W	82-80	
08/26/24	NYL										DND - Injury												L	70-84	
08/28/24	MIN										DND - Injury												L	76-89	
09/01/24	LVA										DND - Injury												L	79-97	
2024	TTL		18-18	447	53	126	.421	25	70	.357	2	3	.667	13	58	71	20	17	12	18	35	-10	133	16-17	
2024	AVG	--	24.9	2.9	7.0	--	1.4	3.9	--	0.1	0.2	--	0.7	3.2	3.9	1.1	0.9	0.7	1.0	1.9	-0.6	7.4	--	--	







MONIQUE

BILLINGS

25

FORWARD

HT: 6' 4"

DOB: 05/02/96

MERCURY SEASON: 1

WT: 192

COLLEGE: UCLA

WNBA SEASON: 7



ACQUIRED: SIGNED 7-DAY CONTRACT ON AUG. 18, 2024 ... SIGNED REST OF SEASON CONTRACT ON AUG. 25, 2024

NOTABLE: Six-year WNBA veteran recorded 13 points (5-of-7 FG), 8 rebounds and a season-high 2 steals in 23 minutes off the bench in her Mercury debut on Aug. 18 vs. CHI.

- THIS SEASON**
- + Appeared in 24 games (12 starts) on a hardship contract this season with Dallas this season, averaging a career-high 8.8 points, 6.6 rebounds and a career-high 1.9 assists in 25.4 minutes per game.
  - + Knocked down a three-pointer in back-to-back games for the first time in her career (Aug. 18 vs. CHI, Aug. 21 at ATL). She has now made 3 threes this season after making one in her first six years in the league.
  - + One of six players in the league this season to record at least 15 points and 15 rebounds in a game while shooting 60.0%+ FG (Aliyah Boston, Tina Charles, Napheesa Collier, Angel Reese, A’ja Wilson).
  - + Has five double-doubles on the season.

- WNBA CAREER HIGHLIGHTS**
- + Selected 15th overall by Atlanta in the 2018 WNBA Draft out of UCLA.
  - + Prior to the 2024 season, played all six seasons (2018-23) in Atlanta, where she averaged 5.9 points and 5.8 rebounds in 176 career regular season games (44 starts).
  - + Since 2020, has recorded the fifth most offensive rebounds in the league (299) behind only Teaira McCowan, Brionna Jones, Jonquel Jones and A’ja Wilson.
  - + In 2021, was one of seven players in the league to average at 1.1+ steals and 1.0+ blocks.
  - + Ranked third in the league in offensive rebounds per game in 2021 (2.8) and fifth in 2020 (2.6).

BILLINGS NUMBER OF TIMES RECORDING...

	10+ PT	20+ PT	10+ REB	2+ STL	3+ BLK	DBL-DBL
2024	10	1	7	4	2	5
CAREER	43	3	43	35	7	16

MONIQUE BILLINGS - WNBA REGULAR SEASON STATISTICS																				
SEASON	TEAM	GP	GS	MIN	FG	FGA	FG%	3PM	3PA	3P%	FT	FTA	FT%	OR	DR	TOT	A	ST	TO	BS
2018-19	ATL	32	0	353	41	93	.441	0	0	.000	24	32	.750	37	51	88	12	14	14	1
2019-20	ATL	29	2	553	56	144	.389	1	1	1.000	47	60	.783	61	140	201	16	17	45	12
2020-21	ATL	22	16	596	68	170	.400	0	0	.000	51	67	.761	58	129	187	27	24	42	18
2021-22	ATL	31	9	739	100	202	.495	0	2	.000	52	77	.675	88	112	200	32	37	44	32
2022-23	ATL	23	8	401	55	117	.470	0	1	.000	39	51	.765	45	101	146	26	19	31	8
2023-24	ATL	39	9	653	68	167	.407	0	4	.000	51	61	.836	53	141	194	30	16	38	12
2024-25	DAL	24	12	609	84	177	.475	1	7	.143	41	51	.804	45	114	159	46	15	51	13
Went from DAL to PHO.																				
2024-25	PHO	6	2	108	13	31	.419	2	4	.500	7	10	.700	10	16	26	3	7	8	1
2024-25	TOT	30	14	715	97	208	.466	3	11	.273	48	61	.787	55	130	185	49	22	59	14
TOTALS		206	58	4,011	485	1,101	.441	4	19	.211	312	409	.763	397	804	1,201	192	149	273	97
AVERAGE		--	--	19.5	2.4	5.3	--	0.0	0.1	--	1.5	2.0	--	1.9	3.9	5.8	0.9	0.7	1.3	0.5

REG CAREER HIGHS		2024-25 REG HIGHS	
PTS	30 vs. DAL 7/26/20	PTS	20 at ATL 5/21/24
FGM	10 vs. DAL 7/26/20	FGM	9 at MIN 6/2/24
FGA	15 at ATL 5/21/24	FGA	15 at ATL 5/21/24
3FGM	1 4 times (@ ATL, 8/21/24)	3FGM	1 3 times (@ ATL, 8/21/24)
3FGA	1 19 times (vs. NYL, 8/26/24)	3FGA	1 11 times (vs. NYL, 8/26/24)
FTM	10 vs. DAL 7/26/20	FTM	6 2 times (@ LAS, 5/26/24)
FTA	12 vs. DAL 7/26/20	FTA	9 at LAS 5/26/24
OREB	9 vs. LAS 7/14/19	OREB	6 at LAS 5/26/24
DREB	12 2 times (vs. SEA, 9/6/23)	DREB	10 2 times (@ LAS, 6/7/24)
TREB	16 vs. LAS 7/14/19	TREB	15 at MIN 6/2/24
ASTS	9 at MIN 6/17/24	ASTS	9 at MIN 6/17/24
STLS	4 vs. NYL 6/26/21	STLS	2 5 times (vs. LVA, 9/1/24)
BLKS	4 3 times (@ PHO, 5/25/24)	BLKS	4 at PHO 5/25/24
MINs	47 vs. PHO 6/9/24	MINs	47 vs. PHO 6/9/24





2024-25 GAME-BY-GAME REGULAR SEASON STATISTICS ( DAL / PHO )


DATE	OPP	P/S	MIN	FG	FGA	FG%	3PM	3PA	3P%	FT	FTA	FT%	OR	DR	TOT	A	ST	BS	TO	PF	+/-	PTS	W/L	SCORE
05/18/24	CHI	P	20:27	1	4	.250	0	1	.000	3	4	.750	1	3	4	2	0	0	2	2	-1	5	L	74-83
05/21/24	at ATL	S	31:38	8	15	.533	0	1	.000	4	5	.800	2	8	10	1	1	3	1	4	0	20	L	78-83
05/25/24	at PHO	S	33:50	6	11	.545	0	0	.000	6	6	1.000	4	4	8	3	0	4	5	3	13	18	W	107-92
05/26/24	at LAS	S	35:41	6	11	.545	0	0	.000	6	9	.667	6	6	12	4	1	0	0	2	1	18	W	84-83
05/31/24	at CON	S	27:59	2	5	.400	0	0	.000	0	0	.000	0	4	4	4	0	1	5	6	0	4	L	72-74
06/02/24	at MIN	S	39:35	9	14	.643	1	1	1.000	0	0	.000	5	10	15	3	1	0	3	2	-9	19	L	76-87
06/05/24	LVA	S	33:12	6	13	.462	0	1	.000	0	0	.000	1	5	6	0	0	1	2	3	-11	12	L	81-95
06/07/24	at LAS	S	37:17	3	10	.300	0	0	.000	2	2	1.000	2	10	12	3	0	1	2	4	-12	8	L	72-81
06/09/24	PHO	S	47:16	5	7	.714	0	1	.000	0	0	.000	3	8	11	3	1	1	5	4	-6	10	L	90-97 (2OT)
06/13/24	SEA	S	38:46	3	10	.300	0	0	.000	4	4	1.000	3	4	7	3	1	1	6	0	-7	10	L	84-92
06/15/24	CON	S	30:26	2	5	.400	0	0	.000	0	0	.000	1	6	7	2	0	0	3	4	-6	4	L	67-85
06/17/24	at MIN	S	36:32	7	12	.583	0	1	.000	1	2	.500	1	9	10	9	1	0	2	4	-8	15	L	78-90
06/20/24	at CHI	S	30:31	1	8	.125	0	0	.000	2	2	1.000	2	7	9	1	1	1	2	2	-12	4	L	72-83
06/22/24	at WAS	P	14:20	0	3	.000	0	0	.000	2	2	1.000	3	1	4	2	1	0	3	4	-14	2	L	69-97
06/23/24	at WAS	P	29:51	3	6	.500	0	0	.000	2	3	.667	5	9	14	0	1	0	3	2	-3	8	L	84-92
06/27/24	MIN	P	24:01	5	9	.556	0	0	.000	4	5	.800	3	3	6	1	2	0	1	1	12	14	W	94-88
06/29/24	at SEA	P	12:47	2	6	.333	0	0	.000	0	0	.000	2	4	6	1	0	0	3	2	-6	4	L	76-97
07/01/24	at SEA	P	18:35	2	4	.500	0	1	.000	1	1	1.000	0	1	1	1	1	0	0	3	-10	5	L	71-95
07/03/24	PHO	P	07:59	1	1	1.000	0	0	.000	1	2	.500	0	2	2	1	0	0	0	0	-5	3	L	96-104
07/05/24	ATL	P	17:23	3	8	.375	0	0	.000	3	4	.750	1	2	3	0	2	0	1	2	-5	9	W	85-82
07/07/24	at LVA	P	16:59	4	7	.571	0	0	.000	0	0	.000	0	3	3	1	0	0	0	3	-8	8	L	85-104
07/10/24	at PHO	P	13:52	4	6	.667	0	0	.000	0	0	.000	0	3	3	1	1	0	0	1	-6	8	L	84-100
07/13/24	LAS	P	04:25	0	0	.000	0	0	.000	0	0	.000	0	1	1	0	0	0	2	0	-14	0	L	81-87
07/17/24	IND	P	5:22	1	2	.500	0	0	.000	0	0	.000	0	1	1	0	0	0	0	1	-4	2	W	101-93
Went from DAL to PHO.																								
08/18/24	CHI	P	22:41	5	7	.714	1	1	1.000	2	4	.500	4	4	8	0	2	0	0	4	16	13	W	86-68
08/21/24	at ATL	P	17:29	3	7	.429	1	1	1.000	2	2	1.000	0	3	3	0	0	1	1	4	-7	9	L	63-72
08/23/24	at ATL	P	18:13	2	7	.286	0	1	.000	1	2	.500	3	3	6	1	0	0	1	2	-3	5	W	82-80
08/26/24	NYL	P	16:16	1	4	.250	0	1	.000	0	0	.000	0	3	3	0	1	0	0	0	0	2	L	70-84
08/28/24	MIN	S	18:08	2	3	.667	0	0	.000	0	0	.000	2	2	4	2	2	0	4	1	-23	4	L	76-89
09/01/24	LVA	S	14:58	0	3	.000	0	0	.000	2	2	1.000	1	1	2	0	2	0	2	2	-18	2	L	79-97
2024	TTL		30-14	716	97	208	.466	3	11	.273	48	61	.787	55	130	185	49	22	14	59	72	-156	245	7-23
2024	AVG	--		23.9	3.2	6.9	--	0.1	0.4	--	1.6	2.0	--	1.8	4.3	6.2	1.6	0.7	0.5	2.0	2.4	-5.2	8.2	--







NATASHA  
CLOUD



G U A R D

HT: 5' 10"

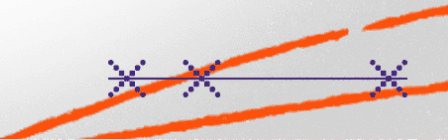
DOB: 02/22/92

MERCURY SEASON: 1

WT: 160

COLLEGE: St. Joseph's (PA)

WNBA SEASON: 9



ACQUIRED: SIGNED MULTI-YEAR DEAL AS A FREE AGENT ON FEB. 1, 2024

**NOTABLE:** nd2 in 10+ assist games (8) and points-assists double-doubles (6) and 3rd in assists per game (6.8) this season ... Started the season 22nd in WNBA history in career assists, is now 12th ... With 218 assists on the season, set a new franchise record for most assists in a season (Taurasi had 197 in 2013).

THIS SEASON

- + Joins Caitlin Clark, Sabrina Ionescu and Alyssa Thomas as the only players in the league this season averaging 10+ points, 6.0+ assists, 4.0+ rebounds and 1.5+ steals.
- + Averaging career highs in rebounds, steals, blocks and minutes.
- + Recorded her 5th career games with 10+ assists and 1 or fewer turnovers on July 16 at WAS and is now tied with Lindsay Whalen for 7th most all-time.
- + Joins Caitlin Clark, Alyssa Thomas and Jackie Young as the only players with 3+ games of 10+ points, 10+ assists and 5+ rebounds this season.
- + Recorded 44 assists through the first five games of the season, tied with Sabrina Ionescu (2021) for the most in WNBA history.
- + Came up 1 rebound shy of her first career triple-double in win at WAS on July 16, recording 12 points, 10 assists and 9 rebounds ... One of two players in WNBA history to notch 10+ points, 10+ assists, 9+ rebounds, 2+ blocks and 2+ steals with less than 1 turnover, joining Sheryl Swoopes (1999) - Cloud is the only player to do so while shooting 50.0%+ from the field.
- + Recorded a career-high 31 points (10-of-16 FG, 4-of-6 3PT, 7-of-7 FT), 9 rebounds (t-career high), 5 assists, 2 steals and 2 blocks (t-career-high) in win at LA on July 7 ... became the second player in WNBA history to record 30+ points, 9+ rebounds, 5+ assists, 2+ steals, 2+ blocks and 4+ 3PM, joining Diana Taurasi (who did so in 2006) ... Cloud is the only player to do so while shooting 60.0%+ from FG and 3PT.
- + Recorded 15 points, 7 assists, 5 rebounds and 4 steals on June 30 vs. IND, becoming just the second player in franchise history to record at least that stat line (Skylar Diggins-Smith in 2022).
- + Recorded 10+ assists in three straight games (May 25 – 12, May 23 – 10, May 21- 10). ... The only player in franchise history to record 10+ assists in three consecutive games and joins Ticha Penichiero. Nikki Teasley, Alyssa Thomas, Courtney Vandersloot and Tanisha Wright as the only players in WNBA to do so in three or more consecutive games.
- + Recorded back-to-back double-doubles in wins over the Mystics (14 points, 10 assists, 5 rebounds) and Aces (11 points, 10 assists, 7 rebounds) on May 21 and May 23. Joins Jackie Young as the only players to record two points-assists double-doubles this season, and now has 11 career double-doubles (eighth in WNBA history in points-assists double-doubles).
- + With her third career game with 10+ pts, 10+ assists and 7+ rebounds on May 21, she tied Cheryl Swoopes and Chelsea Gray for the fifth most all-time.

WNBA CAREER HIGHLIGHTS

- + **Selected 15th overall by Washington in the 2015 WNBA Draft out of St. Joseph's University (PA)**
- + Prior to Phoenix, spent first eight seasons of career in Washington (2015-19, 2021-23 -- sat out 2020 season to focus on social justice advocacy). ... Helped lead Mystics to a 2019 WNBA Championship.
- + Mystics all-time leader in assists (1,259), assists per game (5.1), assists in a season (239 in 2022), season assists average (7.0) and assists in a game (15).
- + Ranks sixth in WNBA history in assists average (5.3), third among active players behind only Courtney Vandersloot and Sabrina Ionescu.
- + Finished the last four seasons (2019-23) top-5 in assists per game, averaging 5.0+ each season.
- + Since 2019, is averaging the second most assists in the league (6.5) behind only Vandersloot (8.1).

AWARDS/HONORS

- + WNBA Champion (2019)
- + 2x WNBA All-Defensive Team (First - 2022, Second - 2019)
- + WNBA Peak Performer - Assists (2022)
- + Dawn Staley Leadership Award (2022)

CLOUD NUMBER OF TIMES RECORDING...

	10+ PT	20+ PT	30+ PT	10+ AST	DBL-DBL	3+ STL	3+ BLK	3+ 3PM	5+ 3PM
2024	19	3	1	8	6	6	1	5	1
CAREER	101	13	1	24	24	19	1	31	2

CLOUD ALL-TIME REGULAR SEASON RANKINGS

	AST	STL	3FGM	10+ AST G	DBL-DBL	PTS-ASTS DBL-DBL
MERCURY	20	T-39	T-26	2	T-11	T-2
WNBA	12	T-95	73	4	T-74	T-5





NATASHA CLOUD - WNBA REGULAR SEASON STATISTICS																						
SEASON	TEAM	GP	GS	MIN	PTS	FGM	FGA	FG%	3PM	3PA	3P%	FTM	FTA	FT%	OREB	DREB	REB	AST	STL	BLK	TOV	PF
2015	WAS	34	22	657	123	41	127	32.3	9	38	23.7	32	47	68.1	10	84	94	115	29	3	49	58
2016	WAS	31	28	753	178	56	161	34.8	23	68	33.8	43	57	75.4	5	89	94	118	24	3	43	65
2017	WAS	24	0	448	106	37	118	31.4	12	51	23.5	20	27	74.1	7	52	59	69	17	3	23	39
2018	WAS	27	22	716	231	89	204	43.6	32	83	38.6	21	27	77.8	6	80	86	125	21	4	45	54
2019	WAS	34	34	1093	306	110	279	39.4	45	138	32.6	41	60	68.3	6	78	84	190	35	7	65	69
2021	WAS	27	27	852	234	81	208	38.9	26	95	27.4	46	55	83.6	11	87	98	174	37	4	59	62
2022	WAS	34	34	1065	364	123	308	39.9	43	135	31.9	75	91	82.4	16	106	122	239	35	10	94	55
2023	WAS	37	37	1199	469	149	395	37.7	45	151	29.8	126	140	90	8	130	138	229	39	10	95	95
2024	PHO	32	32	1084	370	130	324	40.1	38	117	32.5	72	89	80.9	17	120	137	218	48	22	105	90
TOTALS		280	236	7866	2381	816	2124	38.4	273	876	31.2	476	593	80.3	86	826	912	1477	285	66	578	587
AVERAGE		-	-	28.1	8.5	2.9	7.6	-	1.0	3.1	-	1.7	2.1	-	0.3	3.0	3.3	5.3	1.0	0.2	2.1	2.1

REG CAREER HIGHS	
PTS	31 at LAS 7/7/24
FGM	10 at MIN 7/26/23
FGA	21 at MIN 7/26/23
3FGM	5 2 times (vs. IND 8/16/24)
3FGA	11 vs. LV 7/13/19
FTM	10 2 times (at LAS 7/7/24)
FTA	11 at NY 6/25/23
OREB	3 at CHI 6/5/22
DREB	9 vs. ATL 6/17/21
TREB	9 3 times (at. WASH 7/16/24)
ASTS	15 vs. ATL 9/8/23
STLS	6 vs. MIN 6/8/21
BLKS	3 vs. CON 7/14/24
MINS	43 at CON 7/3/22

2024-25 REG HIGHS	
PTS	31 at LAS 7/7/24
FGM	10 at LAS 7/7/24
FGA	17 at NYL 5/29/24
3FGM	5 at IND 8/16/24
3FGA	8 at IND 8/16/24
FTM	8 vs. WAS 5/23/24
FTA	10 vs. WAS 5/23/24
OREB	2 4 times (vs. NYL, 8/26/24)
DREB	8 2 times (@ ATL, 8/21/24)
TREB	9 2 times (@ WAS, 7/16/24)
ASTS	12 2 times (vs. LAS, 6/2/24)
STLS	4 2 times (vs. IND, 6/30/24)
BLKS	3 at CON 7/14/24
MINS	44 at DAL 6/9/24







2024-25 GAME-BY-GAME REGULAR SEASON STATISTICS ( PHO )

DATE	OPP	P/S	MIN	FG	FGA	FG%	3PM	3PA	3P%	FT	FTA	FT%	OR	DR	TOT	A	ST	BS	TO	PF	+/-	PTS	W/L	SCORE
05/14/24	at LVA	S	33:36	5	15	.333	1	6	.167	3	3	1.000	1	7	8	7	1	0	4	1	-11	14	L	80-89
05/18/24	ATL	S	31:07	2	6	.333	0	0	.000	3	4	.750	1	1	2	5	2	1	1	5	2	7	W	88-85
05/21/24	at LVA	S	29:44	4	10	.400	1	2	.500	2	3	.667	0	7	7	10	1	1	2	2	13	11	W	98-88
05/23/24	WAS	S	36:01	3	6	.500	0	2	.000	8	10	.800	1	4	5	10	3	0	8	4	5	14	W	83-80
05/25/24	DAL	S	35:58	3	10	.300	0	5	.000	3	3	1.000	2	2	4	12	3	0	4	3	-3	9	L	92-107
05/28/24	at CON	S	27:44	3	8	.375	0	3	.000	3	4	.750	1	3	4	3	2	1	6	2	-20	9	L	47-70
05/29/24	at NYL	S	35:08	9	17	.529	3	7	.429	0	1	.000	0	2	2	3	1	1	2	4	-6	21	L	78-81
05/31/24	at MIN	S	29:45	2	7	.286	0	2	.000	1	2	.500	1	5	6	7	0	0	4	3	-15	5	L	71-95
06/02/24	LAS	S	35:16	7	16	.438	3	5	.600	4	7	.571	0	3	3	12	2	2	2	2	22	21	W	87-68
06/04/24	at SEA	S	36:40	4	13	.308	0	3	.000	2	2	1.000	0	6	6	5	4	1	5	3	-14	10	L	62-80
06/07/24	MIN	S	33:32	2	6	.333	1	2	.500	3	4	.750	0	6	6	10	0	1	3	4	3	8	W	81-80
06/09/24	at DAL	S	44:25	2	6	.333	1	2	.500	2	2	1.000	0	4	4	7	3	0	6	4	-2	7	W	97-90 (2OT)
06/13/24	LVA	S	34:45	4	9	.444	0	3	.000	0	0	.000	2	1	3	6	1	1	1	2	4	8	L	99-103
06/16/24	SEA	S	30:31	0	3	.000	0	1	.000	3	4	.750	0	5	5	8	0	0	2	6	6	3	W	87-78
06/18/24	NYL	S	32:45	5	10	.500	1	3	.333	0	0	.000	1	3	4	4	1	0	5	2	-3	11	W	99-93
06/22/24	at MIN	S	33:36	6	15	.400	1	6	.167	1	1	1.000	0	2	2	5	1	2	2	1	-12	14	L	60-73
06/28/24	LAS	S	32:41	5	8	.625	0	0	.000	4	5	.800	0	2	2	7	2	0	3	3	14	14	W	92-78
06/30/24	IND	S	32:41	5	12	.417	2	4	.500	3	4	.750	0	5	5	7	4	0	0	4	-3	15	L	82-88
07/01/24	CON	S	37:08	5	12	.417	1	5	.200	7	7	1.000	0	4	4	10	2	0	4	4	-7	18	L	72-83
07/03/24	at DAL	S	30:15	3	7	.429	1	3	.333	4	5	.800	0	2	2	10	2	0	1	4	16	11	W	104-96
07/07/24	at LAS	S	36:32	10	16	.625	4	6	.667	7	7	1.000	1	8	9	5	2	2	6	3	10	31	W	84-78
07/10/24	DAL	S	34:33	4	7	.571	2	5	.400	4	4	1.000	0	3	3	6	1	0	6	2	6	14	W	100-84
07/12/24	at IND											[Did not play]											L	86-95
07/14/24	at CON	S	30:57	4	10	.400	1	5	.200	1	2	.500	0	0	0	6	1	3	2	4	-17	10	L	69-96
07/16/24	at WAS	S	35:31	5	10	.500	1	1	1.000	1	2	.500	2	7	9	10	2	2	1	2	5	12	W	96-87
08/15/24	at CHI	S	29:35	1	7	.143	1	4	.250	0	0	.000	0	2	2	6	1	0	2	5	18	3	W	85-65
08/16/24	at IND	S	37:45	7	13	.538	5	8	.625	0	0	.000	0	2	2	3	3	0	3	1	-9	19	L	89-98
08/18/24	CHI	S	30:07	2	7	.286	0	3	.000	2	2	1.000	0	4	4	4	0	2	3	2	16	6	W	86-68
08/21/24	at ATL	S	37:35	2	8	.250	1	3	.333	1	1	1.000	0	8	8	2	1	0	2	1	-12	6	L	63-72
08/23/24	at ATL	S	29:35	2	9	.222	0	2	.000	0	0	.000	0	5	5	7	1	0	4	4	-3	4	W	82-80
08/26/24	NYL	S	35:01	7	13	.538	4	6	.667	0	0	.000	2	4	6	7	1	0	6	1	-18	18	L	70-84
08/28/24	MIN	S	36:24	5	16	.313	2	5	.400	0	0	.000	1	2	3	8	0	2	3	1	-13	12	L	76-89
09/01/24	LVA	S	37:30	2	12	.167	1	5	.200	0	0	.000	1	1	2	6	0	0	2	1	-18	5	L	79-97
2024	TTL		32-32	1,084	130	.324	.401	38	117	.325	72	.89	.809	17	120	137	218	48	22	105	90	-46	370	16-17
2024	AVG	--	33.9	4.1	10.1	--	1.2	3.7	--	2.2	2.8	--	0.5	3.8	4.3	6.8	1.5	0.7	3.3	2.8	-1.4	11.6	--	--

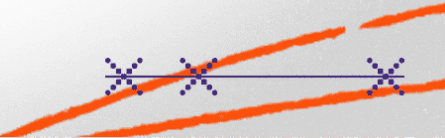






KAHLEAH  
COPPER  
02

GUARD / FORWARD  
HT: 6' 1" WT: 165  
DOB: 08/28/94 COLLEGE: Rutgers  
MERCURY SEASON: 1 WNBA SEASON: 9



ACQUIRED: TRADED FROM CHICAGO ON FEB. 6, 2024

NOTABLE: 3rd in the league in scoring this season (career-high 22. ppg) and has nine 30+ point games (second most in the league behind only A’ja Wilson -10 - and one shy of Diana Taurasi’s franchise single-season record of 10) ... Won her first Olympic gold medal in Paris with Team USA in August.

**THIS SEASON -- WNBA All-Star, WC Player of the Week (May 20-26)**

- + Named an All-Star for the fourth straight season, joining Brittney Griner, Jewell Loyd, Arike Ogunbowale, Breanna Stewart and A’ja Wilson as the only players to do so.
- + Has totaled 728 points through 33 games, third most in franchise history behind only Taurasi, and 10th most in WNBA history.
- + Owns two of the top-5 (38 and 37 points) and three of the top-10 scoring (36 points) performances in the league this season.
- + Only player in the league this season to have back-to-back 30+ point games on two occasions (July 10 and 12 / May 18 and 21).
- + Has three games of 30+ points on 60.0%+ FG (second in league behind A’ja Wilson - 4 )and seven games of 30+ points on 50.0%+ FG (second in the league behind Wilson - 9).
- + Made WNBA history on Aug. 16 at IND, setting a record for most free throws made and tying the record for most free throw attempts in a game (18-of-19).
- + On July 7 @ LA, recorded first double-double of the season (sixth of her career) and first career 20+ point, 10+ rebound and 5+ assist performance.
- + In the PHX’s win over SEA on June 16, Copper and Brittney Griner became the second teammate duo in WNBA history to each record 28+ points, 6+ rebounds on 55.0%+ FG in the same game (Elena Delle Donne and Sylvia Fowles - 2013 with CHI).
- + Scored 34 points and knocked down a game-winning three-pointer with 0.7 seconds left vs. MIN on June 7 (second career game-winner and first with under five seconds remaining) ... Became the third player in WNBA history to have multiple games with 30+ points, 5+ threes and 4+ stks (steals+blocks), joining Cynthia Cooper (1997) and Diana Taurasi (2008).
- + Scored 19 points off turnovers in the 2OT win in Dallas on June 9, the second most in WNBA history (Cynthia Cooper - 22 in 1997)
- + Named the WNBA Western Conference Player of the Week for May 20-26 (her second career Player of the Week honor). In three games during the week, helped lead Phoenix to a 2-1 record and averaged a league-best 29.7 points per game on 53.2% shooting and 48.0% from three-point range.
- + Totaled 146 points through the first five games of the season, the third most in WNBA history just behind Maya Moore (149 in 2014) and Elena Delle Donne (148 in 2015). ... joins Moore as the only players in WNBA history to average 29.0+ points on 50.0%+ FG shooting and 48.0%+ 3PT shooting through the first five games.
- + Recorded 37 points (win at Aces on May 21) and a career-high 38 points (win vs. Dream on May 18), becoming the first player in WNBA history to record back-to-back 37+ point games. ... In both of those games, scored a career-high 16 points in a quarter.
- + On her career night on May 18, became the ninth player in WNBA history to record multiple games with 35+ points and 5+ rebounds while shooting at least 55% from the field, 55% from three and 80% from the free throw line (the other occurrence was July 25, 2023 with Chicago).

**WNBA CAREER HIGHLIGHTS**

- + Selected 7th overall by Washington in the 2016 WNBA Draft out of Rutgers
- + Prior to Phoenix, spent one season in Washington and seven seasons in Chicago (2017-23), where she was traded to on Feb. 2, 2017.
- + Helped lead the Sky to its first WNBA title in franchise history in 2021 and was named Finals MVP after averaging 17.0 points, 5.5 rebounds, 1.3 assists and 1.3 steals in the Sky’s four-game defeat of the Mercury.
- + Fourth all-time leading scorer in Sky history (2,676 points).

**AWARDS/HONORS**

- + WNBA Champion (2021)
- + WNBA Finals MVP (2021)
- + 4x WNBA All-Star (2024, 2023, 2022, 2021)
- + 2x WNBA Player of the Week (1 with PHX, 1 with CHI)

**INTERNATIONAL CAREER (USA)**

- + Olympic Gold Medalist (2024)
- + Scored a team-high 10 points in the fourth quarter of the gold medal game, including two clutch free throws with three seconds remaining to propel the U.S. to victory over France ... finished the game with 12 points (3-of-8 FG / 6-of-6 FT), 5 rebounds, 2 assists and 2 steals in 22 minutes.
- + 2022 FIBA World Cup Gold Medalist (international debut).
- + Named to 2021 USA Women’s National pool and participated in her first Team USA training camps.

COPPER NUMBER OF TIMES RECORDING...										
	10+ PT	20+ PT G	30+ PT G	10+ REB	10+ AST	DBL-DBL	3+ STL	3+ BLK	3+ 3PM	5+ 3PM
2024	28	18	9	1	-	1	1	-	13	2





CAREER

164

51

10

7

-

6

7

1

28

5

COPPER ALL-TIME REGULAR SEASON RANKINGS

	PTS	REB	FGM	2FGM	3FGM	FTM	10+ PT G	20+ PT G	30+ PT G
MERCURY	22	T-47	23	24	18	19	24	10	4
WNBA	59	111	T-65	70	71	65	T-73	T-41	T-23

KAHLEAH COPPER - WNBA REGULAR SEASON STATISTICS

SEASON	TEAM	GP	GS	MIN	PTS	FGM	FGA	FG%	3PM	3PA	3P%	FTM	FTA	FT%	OREB	DREB	REB	AST	STL	BLK	TOV	PF	
2016	WAS	30	3	487	187	65	156	41.7	14	30	46.7	43	63	68.3	13	79	92	23	15	2	33	54	
2017	CHI	34	10	485	228	87	187	46.5	10	34	29.4	44	53	83	11	55	66	13	11	2	28	55	
2018	CHI	33	2	524	235	81	204	39.7	24	64	37.5	49	56	87.5	17	56	73	20	10	6	32	45	
2019	CHI	34	0	502	227	79	204	38.7	15	49	30.6	54	70	77.1	12	52	64	30	14	3	43	51	
2020	CHI	22	22	688	326	132	266	49.6	21	61	34.4	41	56	73.2	21	99	120	47	21	5	54	52	
2021	CHI	32	32	986	462	173	377	45.9	26	85	30.6	90	110	81.8	37	96	133	56	28	8	60	96	
2022	CHI	31	31	891	488	176	366	48.1	36	101	35.6	100	129	77.5	32	144	176	70	14	1	63	75	
2023	CHI	38	38	1184	710	262	585	44.8	69	171	40.4	117	152	77	25	142	167	77	35	10	94	93	
2024	PHO	33	33	1082	728	255	575	44.3	63	197	32	155	189	82	23	131	154	71	27	3	99	114	
TOTALS		287	171	6830	3591	1310	2920	44.9	278	792	35.1	693	878	78.9	191	854	1045	407	175	40	506	635	
AVERAGE			-	-	23.8	12.5	4.6	10.2	-	1.0	2.8	-	2.4	3.1	-	0.7	3.0	3.6	1.4	0.6	0.1	1.8	2.2

REG CAREER HIGHS												2024-25 REG HIGHS											
PTS	38 vs. ATL 5/18/24											PTS	38 vs. ATL 5/18/24										
FGM	15 at LVA 5/21/24											FGM	15 at LVA 5/21/24										
FGA	25 at IND 7/12/24											FGA	25 at IND 7/12/24										
3FGM	5 5 times (vs. MIN, 6/7/24)											3FGM	5 2 times (vs. MIN, 6/7/24)										
3FGA	12 vs. MIN 6/7/24											3FGA	12 vs. MIN 6/7/24										
FTM	18 at IND 8/16/24											FTM	18 at IND 8/16/24										
FTA	19 at IND 8/16/24											FTA	19 at IND 8/16/24										
OREB	5 vs. DAL 5/28/23											OREB	3 2 times (@ NYL, 5/29/24)										
DREB	11 at DAL 7/16/22											DREB	9 at LAS 7/7/24										
TREB	14 at DAL 7/16/22											TREB	10 at LAS 7/7/24										
ASTS	7 vs. NYL 6/18/24											ASTS	7 vs. NYL 6/18/24										
STLS	5 at SEA 8/27/23											STLS	3 at LVA 5/21/24										
BLKS	3 at PHO 8/31/21											BLKS	2 vs. MIN 6/7/24										
MINs	44 at DAL 6/9/24											MINs	44 at DAL 6/9/24										

2024-25 GAME-BY-GAME REGULAR SEASON STATISTICS ( PHO )

DATE	OPP	P/S	MIN	FG	FGA	FG%	3PM	3PA	3P%	FT	FTA	FT%	OR	DR	TOT	A	ST	BS	TO	PF	+/-	PTS	W/L	SCORE
05/14/24	at LVA	S	29:56	7	19	.368	3	7	.429	2	2	1.000	1	3	4	4	0	0	2	5	-5	19	L	80-89
05/18/24	ATL	S	32:35	11	20	.550	3	5	.600	13	16	.813	1	5	6	1	0	0	2	4	0	38	W	88-85
05/21/24	at LVA	S	30:09	15	23	.652	5	9	.556	2	2	1.000	0	4	4	3	3	1	3	3	15	37	W	98-88
05/23/24	WAS	S	28:13	7	17	.412	3	9	.333	3	3	1.000	1	4	5	2	1	0	1	4	2	20	W	83-80
05/25/24	DAL	S	35:37	11	22	.500	4	7	.571	6	7	.857	0	1	1	2	1	0	4	3	-5	32	L	92-107
05/28/24	at CON	S	28:42	2	11	.182	0	5	.000	3	4	.750	3	2	5	4	0	0	4	1	-21	7	L	47-70
05/29/24	at NYL	S	31:49	7	19	.368	0	5	.000	6	7	.857	3	6	9	2	2	0	4	4	-9	20	L	78-81
05/31/24	at MIN	S	30:43	7	18	.389	3	6	.500	4	5	.800	0	1	1	1	1	0	2	2	-15	21	L	71-95
06/02/24	LAS	S	29:11	4	13	.308	2	6	.333	2	2	1.000	0	3	3	0	1	0	4	4	10	12	W	87-68
06/04/24	at SEA	S	30:59	6	18	.333	3	7	.429	4	8	.500	0	7	7	1	1	0	4	1	-18	19	L	62-80
06/07/24	MIN	S	31:35	13	23	.565	5	12	.417	3	5	.600	1	5	6	2	2	2	4	2	4	34	W	81-80
06/09/24	at DAL	S	44:27	9	22	.409	4	11	.364	7	8	.875	0	3	3	1	0	0	6	4	5	29	W	97-90 (2oT)
06/13/24	LVA	S	30:17	6	16	.375	1	6	.167	5	5	1.000	0	4	4	5	2	0	2	6	-11	18	L	99-103
06/16/24	SEA	S	32:32	11	20	.550	3	7	.429	5	5	1.000	0	6	6	2	1	0	3	2	10	30	W	87-78
06/18/24	NYL	S	31:09	7	13	.538	1	4	.250	2	3	.667	0	2	2	7	2	0	4	3	4	17	W	99-93
06/22/24	at MIN	S	31:56	3	17	.176	1	7	.143	2	4	.500	1	4	5	1	2	0	4	4	-9	9	L	60-73
06/28/24	LAS	S	30:39	9	18	.500	0	3	.000	6	8	.750	1	4	5	0	1	0	3	3	14	24	W	92-78
06/30/24	IND	S	30:48	3	15	.200	1	6	.167	0	0	.000	0	3	3	2	1	0	3	6	-13	7	L	82-88
07/01/24	CON	S	36:49	7	16	.438	1	3	.333	6	7	.857	0	6	6	2	1	0	1	2	-7	21	L	72-83
07/03/24	at DAL	S	32:15	14	20	.700	3	4	.750	3	3	1.000	1	0	1	1	0	0	1	5	-3	34	W	104-96
07/07/24	at LAS	S	34:34	7	17	.412	0	5	.000	11	13	.846	1	9	10	5	0	0	4	3	11	25	W	84-78
07/10/24	DAL	S	33:59	12	19	.632	1	4	.250	7	9	.778	1	4	5	4	0	0	3	4	15	32	W	100-84
07/12/24	at IND	S	34:47	11	25	.440	3	11	.273	11	13	.846	0	1	1	1	0	0	2	5	-11	36	L	86-95
07/14/24	at CON	S	34:30	8	17	.471	1	4	.250	0	0	.000	1	5	6	2	0	0	7	3	-17	17	L	69-96
07/16/24	at WAS	S	32:38	9	16	.563	1	4	.250	3	3	1.000	0	7	7	1	0	0	1	3	6	22	W	96-87
08/15/24	at CHI	S	35:03	12	19	.632	3	5	.600	2	4	.500	0	2	2	3	0	0	1	3	18	29	W	85-65
08/16/24	at IND	S	38:20	6	17	.353	2	7	.286	18	19	.947	1	7	8	6	1	0	3	5	-2	32	L	89-98
08/18/24	CHI	S	30:43	2	11	.182	0	4	.000	3	4	.750	1	2	3	2	1	0	2	5	6	7	W	86-68
08/21/24	at ATL	S	33:46	8	17	.471	2	5	.400	4	5	.800	0	6	6	2	0	0	2	3	-6	22	L	63-72
08/23/24	at ATL	S	36:05	6	20	.300	2	5	.400	2	2	1.000	0	5	5	1	0	0	2	3	-1	16	W	82-80
08/26/24	NYL	S	33:31	7	17	.412	0	6	.000	0	0	.000	2	3	5	0	2	0	3	4	-10	14	L	70-84
08/28/24	MIN	S	32:59	3	10	.300	1	4	.250	6	7	.857	2	2	4	0	0	0	5	3	-14	13	L	76-89
09/01/24	LVA	S	30:57	5	10	.500	1	4	.250	4	6	.667	1	5	6	1	1	0	3	2	-16	15	L	79-97
2024	TTL		33-33	1,082	255	575	.443	63	197	.320	155	189	.820	23	131	154	71	27	3	99	114	-73	728	16-17
2024	AVG	--	32.8	7.7	17.4	--	1.9	6.0	--	4.7	5.7	--	0.7	4.0	4.7	2.2	0.8	0.1	3.0	3.5	-2.2	22.1	--	--





SOPHIE

CUNNINGHAM

09

G U A R D

HT: 6' 1"

DOB: 08/16/96

MERCURY SEASON: 6

WT: 170

COLLEGE: Missouri

WNBA SEASON: 6



ACQUIRED: NO. 13 OVERALL PICK BY PHX IN THE 2019 WNBA DRAFT ... MOST RECENTLY RE-SIGNED TO A MULTI-YEAR DEAL ON FEB. 3, 2023

**NOTABLE:** Recorded her first career double-double in the Mercury’s win over CHI on Aug. 18 (13 pointts and a career-high 10 rebounds) ... Has shot 40.0%+ from three in a league-best 20 games this season ... 10 points shy of passing Tangela Smith for 9th on the franchise's all-time scoring list.

**THIS SEASON**

- + Third in the league in true shooting percentage (62.4%), which measures a player’s efficiency at shooting the ball.
- + Shooting 37.6% from deep for the season, seventh in the league amongst players who have attempted 100+ threes.
- + Has made 3+ threes off the bench three times this season, tied for second in the league behind only Sami Whitcomb (5).
- + One of 12 players to record 9+ points and 9+ rebounds off the bench this season (in win at LV on May 21).
- + On May 18 in the win vs. ATL, became the 12th player in WNBA history (and the first since May 28, 2021) to record 10+ points, 5+ rebounds and 5+ steals off the bench ... One of two players in the league to record 5 steals off the bench this season (Jordan Horston).

**WNBA CAREER HIGHLIGHTS**

- + **Selected 13th overall by Phoenix in the 2019 WNBA Draft out of Missouri**
- + Has spent her entire career (2019-present) in Phoenix.
- + Has 202 career regular season threes (fourth most in franchise history).
- + Has 31 career regular season games with 3+ threes.
- + Knocked down 2+ three-pointers in 17 consecutive games from June 25-Aug. 12, 2022, a WNBA record (eclipsing Taurasi and Allie Quigley's records of 16) until Rhyne Howard claimed the mark with 21 coneseutive games in the 2023 season.
- + Joined Cynthia Cooper-Dyke as the only players in WNBA history to record 30+ points, 5+ rebounds, 5+ steals and 5+ threes at Minnesota on July 12, 2022.
- + Became just the second rookie in franchise history to shoot over 88 percent from the free throw line (min. 30 attempts), joining Bridget Pettis (1997).

CUNNINGHAM NUMBER OF TIMES RECORDING...

	10+ PT	20+ PT G	30+ PT G	3+ STL	3+ 3PM	5+ 3PM
2024	12	1	-	2	6	1
CAREER	62	8	1	4	36	7

CUNNINGHAM ALL-TIME REGULAR SEASON RANKINGS

	GAMES	PTS	REB	AST	STL	BLK	FGM	2FGM	3FGM	FTM	10+ PT G	20+ PT G	30+ PT G
MERCURY	8	10	13	14	15	T-15	12	23	4	11	11	13	11

SOPHIE CUNNINGHAM - WNBA REGULAR SEASON STATISTICS

SEASON	TEAM	GP	GS	MIN	FG	FGA	FG%	3PM	3PA	3P%	FT	FTA	FT%	OR	DR	TOT	A	ST	TO	BS	PTS	PPG
2019-20	PHO	32	5	389	28	79	.354	14	46	.304	30	34	.882	6	39	45	25	11	20	4	100	3.1
2020-21	PHO	21	11	396	35	91	.385	12	51	.235	22	25	.880	9	13	22	16	11	15	3	104	5.0
2021-22	PHO	30	4	524	59	135	.437	32	78	.410	19	27	.704	9	51	60	32	14	16	7	169	5.6
2022-23	PHO	28	20	827	120	267	.449	70	175	.400	42	48	.875	19	104	123	45	28	29	10	352	12.6
2023-24	PHO	31	31	898	111	269	.413	58	172	.337	70	80	.875	17	71	88	65	20	46	11	350	11.3
2024-25	PHO	33	14	919	84	192	.438	53	140	.379	50	57	.877	16	119	135	71	34	30	9	271	8.2
TOTALS		175	85	3,952	437	1,033	.423	239	662	.361	233	271	.860	76	397	473	254	118	156	44	1,346	7.7
AVERAGE		--	--	22.6	2.5	5.9	--	1.4	3.8	--	1.3	1.5	--	0.4	2.3	2.7	1.5	0.7	0.9	0.3	7.7	--



REG CAREER HIGHS										2024-25 REG HIGHS									
PTS	36 at MIN 7/12/22									PTS	21 at IND 7/12/24								
FGM	13 at MIN 7/12/22									FGM	6 at IND 7/12/24								
FGA	20 at MIN 7/12/22									FGA	13 at IND 7/12/24								
3FGM	6 2 times (vs. MIN, 8/10/22)									3FGM	5 at IND 7/12/24								
3FGA	11 2 times (@ SEA, 8/13/23)									3FGA	9 at IND 7/12/24								
FTM	11 vs. IND 8/20/23									FTM	7 vs. MIN 8/28/24								
FTA	12 vs. IND 8/20/23									FTA	7 vs. MIN 8/28/24								
OREB	3 4 times (vs. MIN, 6/7/24)									OREB	3 vs. MIN 6/7/24								
DREB	10 vs. CHI 8/18/24									DREB	10 vs. CHI 8/18/24								
TREB	10 vs. CHI 8/18/24									TREB	10 vs. CHI 8/18/24								
ASTS	7 vs. CHI 7/20/23									ASTS	5 vs. SEA 6/16/24								
STLS	5 2 times (vs. ATL, 5/18/24)									STLS	5 vs. ATL 5/18/24								
BLKS	2 3 times (@ ATL, 7/25/23)									BLKS	1 9 times (vs. LVA, 9/1/24)								
MINs	47 at MIN 7/12/22									MINs	38 at LAS 7/7/24								

2024-25 GAME-BY-GAME REGULAR SEASON STATISTICS ( PHO )

DATE	OPP	P/S	MIN	FG	FGA	FG%	3PM	3PA	3P%	FT	FTA	FT%	OR	DR	TOT	A	ST	BS	TO	PF	+/-	PTS	W/L	SCORE
05/14/24	at LVA	P	25:58	2	4	.500	1	3	.333	1	2	.500	0	4	4	1	0	1	1	4	-4	6	L	80-89
05/18/24	ATL	P	25:11	3	5	.600	2	3	.667	2	2	1.000	0	6	6	2	5	0	2	3	-3	10	W	88-85
05/21/24	at LVA	P	22:51	2	6	.333	2	5	.400	3	4	.750	0	9	9	0	0	1	0	1	11	9	W	98-88
05/23/24	WAS	P	29:51	4	8	.500	3	7	.429	2	2	1.000	0	2	2	1	2	0	2	5	2	13	W	83-80
05/25/24	DAL	P	24:26	3	5	.600	2	4	.500	3	3	1.000	0	2	2	2	2	0	2	1	-1	11	L	92-107
05/28/24	at CON	S	29:40	2	11	.182	0	5	.000	2	2	1.000	1	8	9	3	3	1	2	0	-23	6	L	47-70
05/29/24	at NYL	S	30:29	3	6	.500	2	5	.400	1	2	.500	1	5	6	1	0	0	2	1	-8	9	L	78-81
05/31/24	at MIN	S	24:19	5	8	.625	3	6	.500	0	0	.000	2	3	5	0	1	0	0	2	-5	13	L	71-95
06/02/24	LAS	S	31:31	3	8	.375	1	4	.250	3	3	1.000	0	5	5	4	1	0	2	4	26	10	W	87-68
06/04/24	at SEA	S	25:40	2	5	.400	0	2	.000	0	0	.000	0	3	3	2	1	0	1	2	-4	4	L	62-80
06/07/24	MIN	P	22:20	1	2	.500	1	2	.500	0	0	.000	3	2	5	1	0	0	1	1	-2	3	W	81-80
06/09/24	at DAL	P	27:26	2	5	.400	2	5	.400	1	3	.333	1	1	2	3	1	0	1	2	7	7	W	97-90 (2OT)
06/13/24	LVA	P	22:13	4	6	.667	2	4	.500	0	0	.000	1	0	1	1	2	0	1	1	0	10	L	99-103
06/16/24	SEA	P	24:31	0	2	.000	0	1	.000	0	0	.000	0	2	2	5	1	0	0	2	3	0	W	87-78
06/18/24	NYL	P	20:51	5	7	.714	3	4	.750	0	0	.000	0	4	4	2	2	0	1	0	-3	13	W	99-93
06/22/24	at MIN	P	22:55	1	6	.167	1	6	.167	0	0	.000	0	2	2	1	0	0	0	3	-18	3	L	60-73
06/28/24	LAS	P	22:21	2	5	.400	2	4	.500	2	2	1.000	0	2	2	1	1	1	1	1	6	8	W	92-78
06/30/24	IND	P	26:51	1	2	.500	1	2	.500	2	2	1.000	1	0	1	2	0	0	1	5	-2	5	L	82-88
07/01/24	CON	S	35:26	1	7	.143	0	4	.000	0	0	.000	0	0	0	2	0	0	0	2	-9	2	L	72-83
07/03/24	at DAL	P	26:27	2	3	.667	1	2	.500	0	0	.000	0	3	3	4	1	0	0	4	8	5	W	104-96
07/07/24	at LAS	S	37:37	3	6	.500	2	5	.400	0	0	.000	1	2	3	2	0	0	0	4	1	8	W	84-78
07/10/24	DAL	P	28:50	1	3	.333	1	2	.500	4	5	.800	0	3	3	4	1	0	1	3	13	7	W	100-84
07/12/24	at IND	S	36:12	6	13	.462	5	9	.556	4	4	1.000	1	5	6	4	2	0	1	3	-12	21	L	86-95
07/14/24	at CON	P	24:49	2	8	.250	1	5	.200	2	2	1.000	1	2	3	3	0	1	0	2	-19	7	L	69-96
07/16/24	at WAS	P	25:15	3	4	.750	2	3	.667	3	3	1.000	0	1	1	2	0	0	0	1	12	11	W	96-87
08/15/24	at CHI	S	33:48	3	6	.500	2	5	.400	0	0	.000	1	6	7	4	1	1	1	2	15	8	W	85-65
08/16/24	at IND	S	34:41	2	6	.333	2	6	.333	0	0	.000	0	6	6	2	2	0	0	2	-3	6	L	89-98
08/18/24	CHI	S	31:54	4	6	.667	3	5	.600	2	3	.667	0	10	10	3	0	0	2	2	13	13	W	86-68
08/21/24	at ATL	S	24:40	1	6	.167	1	6	.167	0	0	.000	0	2	2	2	0	1	0	3	-5	3	L	63-72
08/23/24	at ATL	S	32:56	1	3	.333	0	2	.000	4	4	1.000	1	7	8	3	2	0	2	3	4	6	W	82-80
08/26/24	NYL	S	31:48	1	5	.200	0	3	.000	0	0	.000	0	5	5	2	1	1	0	3	-14	2	L	70-84
08/28/24	MIN	P	25:52	4	8	.500	1	5	.200	7	7	1.000	1	5	6	0	0	0	2	1	7	16	L	76-89
09/01/24	LVA	P	29:01	5	7	.714	4	6	.667	2	2	1.000	0	2	2	2	2	1	1	3	-8	16	L	79-97
2024	TTL		33-14	919	84	.438	53	140	.379	50	57	.877	16	119	135	71	34	9	30	76	-15	271	16-17	
2024	AVG	--	27.8	2.5	5.8	--	1.6	4.2	--	1.5	1.7	--	0.5	3.6	4.1	2.2	1.0	0.3	0.9	2.3	-0.5	8.2	--	--







## BRITTNEY GRINER

42

CENTER

HT: 6' 9"

DOB: 10/18/90

MERCURY SEASON: 11

WT: 205

COLLEGE: Baylor

WNBA SEASON: 11

**ACQUIRED: NO. 1 OVERALL PICK IN THE 2013 WNBA DRAFT BY PHX ... MOST RECENTLY RE-SIGNED TO A ONE-YEAR DEAL ON MARCH 29, 2024**

**NOTABLE:** Averaging 18.1 ppg (11th in league) on a league-best 57.0% FG ... Became the third player in WNBA history to reach 800 career blocks on Aug. 26 vs. NY and now has 802 for her career, trailing only Lisa Leslie (877) and Margo Dydek (822) ... Won her third Olympic gold medal with Team USA in Paris, becoming one of 10 players in U.S. Women's Basketball history to win three or more golds.

### THIS SEASON -- WNBA All-Star, WC Player of the Week (May 20-26)

+ With 10 career All-Star selections has now tied Tamika Catchings for the third most in WNBA history.

+ Post-Olympic break games, is leading the league in blocks, averaging 2.0 per game.

+ Now has:

- 215 career games with 2+ blocks – 3rd in WNBA history behind only Margo Dydek (222) and Lisa Leslie (228)
- 136 career games with 3+ blocks – 2nd in WNBA history behind only Dydek (156) – *just passed Leslie (134)*
- 84 career games with 4+ blocks – 2nd in WNBA history behind only Dydek (97)
- 43 career games with 5+ blocks – 2nd in WNBA history behind only Dydek (60)

+ Only player in WNBA history to record at least 20 points (on 75.0%+ FG), 6 rebounds, 6 assists and 4 blocks in a game – she has done so three times in her career (twice coming this season in wins at ATL on Aug. 23 and at CHI on Aug. 15).

+ In win at CHI on Aug. 15, recorded 23 points (10-of-12 FG), 9 rebounds, 6 assists, 5 blocks and 2 steals, becoming just the second player in WNBA history (Breanna Stewart – 2017) to finish a regulation regular season game with at least 20 points, 9 rebounds, 5 assists and 5 blocks. Griner did so shooting 83.3% FG, the highest percentage for that stat line in any game (regular season/postseason, including OT games) ... made her first 7 FGs of the game, two off the franchise record for most consecutive FGs made (9 by Candice Dupree in 2010).

+ After scoring a season-high 28 points (10-15 FG) in the win vs. SEA on June 16, now has a WNBA-record 27 career games scoring 25+ points on 65% or better shooting, breaking a tie with Sylvia Fowles (26).

+ Recorded back-to-back 25+ point games on June 13 and June 16 and now has 55 career 25+ point games for her career, moving her past former teammate Cappie Pondexter (54) for the eighth most in WNBA history.

+ Has recorded two games with a career-high 3 steals this season (has four combined in her previous 10 seasons).

+ Named Western Conference Player of the Week (June 10-16) ... averaged 26.5 points on 62.5% shooting, to go along with 9.0 rebounds and 2.0 blocks in the two games on the week.

+ In the PHX's win over SEA on June 16, Griner and Copper became the second teammate duo in WNBA history to each record 28+ points, 6+ rebounds on 55.0%+ FG in the same game (Elena Delle Donne and Sylvia Fowles - 2013 with CHI).

+ Recorded her 2,000th career made FG on June 13 vs. Las Vegas, becoming the 19th player in WNBA history to reach the mark and the third fastest all-time (288 games), behind only Tina Charles (270 games) and Seimone Augustus (277 games).

### WNBA CAREER HIGHLIGHTS

+ Has 65 career regular season double-doubles, the most in franchise history.

+ Third in WNBA history in blocks.

+ First all-time in Mercury history in rebounds, second in points and fourth in assists.

+ Fourth all-time in WNBA history in regular season FG% (55.96), trailing only Sylvia Fowles (59.9), Brionna Jones (56.3) and Crystal Langhorne (56.0).

+ Has led the league in blocks per game in eight of her nine seasons (tied for the most in WNBA history for any major stat category), and her averages in 2013 (3.00), 2014 (3.79), 2015 (4.04) and 2016 (3.15) represent four of the best nine seasons in WNBA history.

+ Holds WNBA records for blocks in a single game (11), blocks in a season (129 in 2014), single-season blocks average (4.04 in 2015) and career blocks average (2.7).

+ Owns 27 career dunks (18 regular season, two postseason and seven All-Star Game) ... the rest of the league has combined for only four regular season dunks in the WNBA's 26 seasons (Candace Parker, 2; Lisa Leslie, 1; Awak Kuier, 1).

### AWARDS/HONORS

WNBA Champion (2014)

3x All-WNBA First Team (2014, 2019, 2021)

3x All-WNBA Second Team (2015, 2017, 2018)

9x WNBA All-Star (2013, 2014, 2015, 2017, 2018, 2019, 2021, 2022 *\*honorary*, 2023)

2x Defensive Player of the Year (2014, 2015)

3x WNBA All-Defensive First Team (2014, 2015, 2018)

4x WNBA All-Defensive Second Team (2016, 2017, 2019, 2021)

2x WNBA Peak Performer - Scoring (2017, 2019)

"W25" Member -- WNBA 25th Anniversary Team -- (2021)

WNBA All-Rookie Team (2013)





1x Western Conference Player of the Month (Aug. 2019)  
14x Western Conference Player of the Week  
WNBA Season-Long Community Assist Award (2023)  
2x WNBA Monthly Community Assist Award (June 2017, June 2023)  
4x Euroleague Champion (2021, 2019, 2018, 2016), 3x Russian National League Champion (2017, 2016, 2015)  
NCAA Champion with Baylor (2012)

**INTERNATIONAL CAREER (USA)**  
+ 3x Olympic Gold Medalist (2016, 2021, 2024)  
+ 2x FIBA World Cup Gold Medalist (2014, 2018)  
+ 2018 World Cup gold medal game Player of the Game / 2014 FIBA World Cup All-Tournament Team  
+ Joined Lisa Leslie as the only US Women's Nat'l Team members to score 30 points in an Olympic game (scored 30 in the 2020 Tokyo gold medal game vs. Japan).  
+ One of 12 players to earn an Olympic gold medal, FIBA World Cup gold medal, WNBA title and NCAA title.  
+ Made international debut in 2011 (only college player to participate in the 2011 USA National Team's European Tour).

GRINER NUMBER OF TIMES RECORDING...									
	10+ PT	20+ PT G	30+ PT G	10+ REB	DBL-DBL	3+ STL	3+ BLK	1+ 3PM	2+ 3PM
2024	19	10	-	1	1	2	2	5	1
CAREER	268	115	16	67	65	6	136	12	1

GRINER ALL-TIME REGULAR SEASON RANKINGS														
	PTS	REB	AST	STL	BLK	FGM	2FGM	FTM	10+ PT G	20+ PT G	30+ PT G	10+ REB G	3+ BLK GMS	DBL-DBL
MERCURY	2	1	4	8	1	2	1	3	2	2	2	1	1	1
WNBA	22	21	93	T-194	3	14	7	25	T-22	T-14	14	23	2	20

BRITTNEY GRINER - WNBA REGULAR SEASON STATISTICS																						
SEASON	TEAM	GP	GS	MIN	PTS	FGM	FGA	FG%	3PM	3PA	3P%	FTM	FTA	FT%	OREB	DREB	REB	AST	STL	BLK	TOV	PF
2013	PHO	27	27	699	341	139	250	55.6	0	0	0	63	87	72.4	37	134	171	28	13	81	47	80
2014	PHO	34	34	1045	531	219	379	57.8	0	0	0	93	116	80.2	62	209	271	56	22	129	65	109
2015	PHO	26	26	799	393	147	260	56.5	0	0	0	99	128	77.3	43	167	210	34	8	105	56	71
2016	PHO	34	34	992	494	178	325	54.8	0	0	0	138	166	83.1	47	175	222	35	13	107	70	124
2017	PHO	26	26	820	569	207	359	57.7	0	0	0	155	191	81.2	45	153	198	49	18	65	64	88
2018	PHO	34	34	1108	697	266	489	54.4	1	4	25	164	205	80	63	199	262	70	17	87	80	110
2019	PHO	31	31	1018	642	270	479	56.4	1	3	33.3	101	125	80.8	51	171	222	75	22	62	76	85
2020	PHO	12	12	382	212	87	175	49.7	0	1	0	38	47	80.9	18	72	90	36	4	22	30	30
2021	PHO	30	30	983	615	248	431	57.5	4	9	44.4	115	136	84.6	71	213	284	80	12	58	66	72
2023	PHO	31	31	856	544	219	391	56	1	9	11.1	105	136	77.2	38	157	195	68	16	50	66	64
2024	PHO	23	23	681	422	171	300	57	7	15	46.7	73	95	76.8	44	102	146	50	13	36	42	45
TOTALS		308	308	9380	5460	2151	3838	56	14	41	34.1	1144	1432	79.9	519	1752	2271	581	158	802	662	878
AVERAGE		-	-	30.5	17.7	7	12.5	-	0	0.1	-	3.7	4.6	-	1.7	5.7	7.4	1.9	0.5	2.6	2.1	2.9

REG CAREER HIGHS	
PTS	38 at IND 6/7/17
FGM	15 2 times (vs. WAS 8/7/18)
FGA	26 vs. LA 6/14/19
3FGM	2 vs. DAL 7/10/24
3FGA	2 5 times (vs. DAL 7/10/24)
FTM	12 at NY 6/4/17
FTA	14 3 times (at LV 8/1/18)
OREB	7 at SEA 9/17/21
DREB	17 at SA 6/7/14
TREB	18 3 times (vs. ATL 8/17/18)
ASTS	8 vs. WAS 8/4/19
STLS	3 6 times (vs. DAL 7/10/24)
BLKS	11 at TUL 6/9/14
MINS	42 2 times (at LV 7/7/21)





	2024-25 REG HIGHS
PTS	28 vs. SEA 6/16/24
FGM	11 2 times (vs. NYL, 8/26/24)
FGA	17 3 times (@ WAS, 7/16/24)
3FGM	2 vs. DAL 7/10/24
3FGA	2 4 times (vs. MIN, 8/28/24)
FTM	8 vs. IND 6/30/24
FTA	10 vs. IND 6/30/24
OREB	6 vs. LAS 6/28/24
DREB	8 vs. LVA 6/13/24
TREB	11 vs. LAS 6/28/24
ASTS	6 2 times (@ ATL, 8/23/24)
STLS	3 2 times (vs. DAL, 7/10/24)
BLKS	5 at CHI 8/15/24
MINs	39 at DAL 6/9/24

2024-25 GAME-BY-GAME REGULAR SEASON STATISTICS ( PHO )

DATE	OPP	P/S	MIN	FG	FGA	FG%	3PM	3PA	3P%	FT	FTA	FT%	OR	DR	TOT	A	ST	BS	TO	PF	+/-	PTS	W/L	SCORE
05/14/24	at LVA										Inactive - Injury											L	80-89	
05/18/24	ATL										[Did not play]											W	88-85	
05/21/24	at LVA										Inactive - Injury											W	98-88	
05/23/24	WAS										DND - Injury											W	83-80	
05/25/24	DAL										[Did not play]											L	92-107	
05/28/24	at CON										DND - Injury											L	47-70	
05/29/24	at NYL										DND - Injury											L	78-81	
05/31/24	at MIN										DND - Injury											L	71-95	
06/02/24	LAS										[Did not play]											W	87-68	
06/04/24	at SEA										NWT - Injury											L	62-80	
06/07/24	MIN	S	21:24	3	6	.500	0	0	.000	5	5	1.000	0	4	4	1	0	1	3	1	13	11	W	81-80
06/09/24	at DAL	S	38:55	11	16	.688	0	1	.000	2	3	.667	5	4	9	5	0	2	1	1	12	24	W	97-90 (20T)
06/13/24	LVA	S	32:18	10	17	.588	0	0	.000	5	7	.714	1	8	9	2	0	2	2	2	-6	25	L	99-103
06/16/24	SEA	S	30:45	10	15	.667	1	2	.500	7	7	1.000	2	7	9	1	1	2	3	4	15	28	W	87-78
06/18/24	NYL	S	31:16	8	13	.615	0	1	.000	3	4	.750	1	3	4	2	0	2	2	3	15	19	W	99-93
06/22/24	at MIN	S	27:56	4	14	.286	0	2	.000	2	3	.667	3	4	7	0	0	1	1	1	-18	10	L	60-73
06/28/24	LAS	S	29:59	8	12	.667	0	0	.000	2	5	.400	6	5	11	3	1	1	1	1	17	18	W	92-78
06/30/24	IND	S	31:19	8	13	.615	0	0	.000	8	10	.800	2	4	6	2	0	1	2	2	13	24	L	82-88
07/01/24	CON	S	33:16	9	17	.529	1	1	1.000	2	2	1.000	0	2	2	2	0	0	1	1	-2	21	L	72-83
07/03/24	at DAL	S	33:05	10	14	.714	0	0	.000	4	4	1.000	2	6	8	1	3	2	2	2	11	24	W	104-96
07/07/24	at LAS	S	33:19	3	9	.333	0	0	.000	3	4	.750	2	5	7	3	0	1	3	5	7	9	W	84-78
07/10/24	DAL	S	30:48	9	15	.600	2	2	1.000	3	3	1.000	2	2	4	4	3	2	1	2	9	23	W	100-84
07/12/24	at IND	S	10:58	2	6	.333	0	1	.000	0	0	.000	0	0	0	1	0	2	0	0	-12	4	L	86-95
07/14/24	at CON	S	31:03	7	15	.467	0	0	.000	2	3	.667	5	4	9	0	1	1	3	1	-19	16	L	69-96
07/16/24	at WAS	S	29:06	9	17	.529	0	0	.000	5	5	1.000	1	6	7	1	0	1	2	1	5	23	W	96-87
08/15/24	at CHI	S	32:04	10	12	.833	1	1	1.000	2	3	.667	2	7	9	6	2	5	1	1	19	23	W	85-65
08/16/24	at IND	S	24:55	3	6	.500	0	1	.000	4	5	.800	0	4	4	1	0	1	2	5	-6	10	L	89-98
08/18/24	CHI	S	23:39	7	14	.500	0	0	.000	4	7	.571	2	3	5	3	0	1	1	2	8	18	W	86-68
08/21/24	at ATL	S	33:48	6	14	.429	0	0	.000	2	2	1.000	2	6	8	3	1	1	1	3	-4	14	L	63-72
08/23/24	at ATL	S	33:23	10	13	.769	0	0	.000	2	3	.667	2	4	6	6	0	4	1	1	-4	22	W	82-80
08/26/24	NYL	S	33:22	11	16	.688	0	0	.000	0	1	.000	3	3	6	0	0	2	7	3	-12	22	L	70-84
08/28/24	MIN	S	28:00	3	13	.231	1	2	.500	3	4	.750	1	6	7	1	1	0	1	2	-11	10	L	76-89
09/01/24	LVA	S	26:04	10	13	.769	1	1	1.000	3	5	.600	0	5	5	2	0	1	1	1	-16	24	L	79-97
2024	TTL	23-23	681	171	300	.570	7	15	.467	73	95	.768	44	102	146	50	13	36	42	45	34	422	16-17	
2024	AVG	--	29.6	7.4	13.0	--	0.3	0.7	--	3.2	4.1	--	1.9	4.4	6.3	2.2	0.6	1.6	1.8	2.0	1.5	18.3	--	--





MIKIAH

HERBERT HARRIGAN

21

FORWARD

HT: 6' 2"

DOB: 08/21/98

MERCURY SEASON: 1

WT: 152

COLLEGE: South Carolina

WNBA SEASON: 3



ACQUIRED: SIGNED TO A TRAINING CAMP CONTRACT ON FEBRUARY 8, 2024

NOTABLE: Shooting a career-high 38.1% from the field this season.

**THIS SEASON**

- + Second on the team in steals per 40 minutes (2.1) behind only Monique Billings (2.6).
- + Started her first three career games (July 7, 10, 12) and averaged 9.3 points (50.0% FG / 41.7% 3PT), 4.0 rebounds, 1.7 steals and 1.7 blocks in 30.7 minutes per start.
- + In her first career start on July 7 at LA, knocked down the go-ahead three to secure the win.

**WNBA CAREER HIGHLIGHTS**

- + Selected 6th overall by Minnesota in the 2020 WNBA Draft
- + Appeared in 1 game with Seattle in 2021 (inactive after - pregnancy/childbirth) and 21 games her rookie reason with Minnesota, averaging 3.8 points and 2.3 rebounds while shooting 42.2 % from three.
- + Recorded a career-high 10 points and 8 rebounds plus 2 assists, 2 steals and 1 block vs. Dallas on Aug. 19, 2020.

**COLLEGE - SOUTH CAROLINA (2016-20)**

- + Helped lead the Gamecocks to a 2017 NCAA Championship, two SEC regular season titles and three SEC Tournament championships.
- + During her senior year, was named SEC Tournament MVP her senior year and posted career highs in points (13.1), rebounds (5.6), field goal percentage (50.6), three-point percentage (43.5) and free throw percentage (83.5).
- + Joined Aliyah Boston, Alaina Coates and A’ja Wilson as the only players in program history to amass 1,000 points and 200 blocks in their careers.

HERBERT-HARRIGAN NUMBER OF TIMES RECORDING...

	10+ PT	2+ BLK	2+ 3PM
2024	2	3	3
CAREER	5	3	8

MIKIAH HERBERT HARRIGAN - WNBA REGULAR SEASON STATISTICS

SEASON	TEAM	GP	GS	MIN	FG	FGA	FG%	3PM	3PA	3P%	FT	FTA	FT%	OR	DR	TOT	A	ST	TO	BS	PTS	PPG
2020-21	MIN	21	0	234	30	82	.366	14	33	.424	5	7	.714	14	34	48	7	8	15	9	79	3.8
2021-22	SEA	1	0	1	0	0	.000	0	0	.000	0	0	.000	0	0	0	0	0	0	0	0	0.0
2024-25	PHO	25	3	268	24	63	.381	13	42	.310	6	14	.429	12	24	36	6	14	12	10	67	2.7
TOTALS		47	3	504	54	145	.372	27	75	.360	11	21	.524	26	58	84	13	22	27	19	146	3.1
AVERAGE		--	--	10.7	1.1	3.1	--	0.6	1.6	--	0.2	0.4	--	0.6	1.2	1.8	0.3	0.5	0.6	0.4	3.1	--

	REG CAREER HIGHS		2024-25 REG HIGHS
PTS	12 vs. DAL 7/10/24	PTS	12 vs. DAL 7/10/24
FGM	5 2 times (vs. DAL, 7/10/24)	FGM	5 vs. DAL 7/10/24
FGA	8 2 times (@ IND, 7/12/24)	FGA	8 2 times (@ IND, 7/12/24)
3FGM	2 8 times (@ IND, 8/16/24)	3FGM	2 3 times (@ IND, 8/16/24)
3FGA	5 vs. DAL 7/10/24	3FGA	5 vs. DAL 7/10/24
FTM	3 at ATL 8/28/20	FTM	2 at MIN 5/31/24
FTA	3 2 times (@ CON, 7/14/24)	FTA	3 at CON 7/14/24
OREB	4 at IND 7/12/24	OREB	4 at IND 7/12/24
DREB	6 vs. DAL 8/19/20	DREB	3 3 times (@ CHI, 8/15/24)
TREB	8 vs. DAL 8/19/20	TREB	7 at IND 7/12/24
ASTS	2 3 times (@ IND, 7/12/24)	ASTS	2 at IND 7/12/24
STLS	2 5 times (@ IND, 7/12/24)	STLS	2 4 times (@ IND, 7/12/24)
BLKS	2 3 times (vs. DAL, 7/10/24)	BLKS	2 3 times (vs. DAL, 7/10/24)
MINS	38 at IND 7/12/24	MINS	38 at IND 7/12/24





2024-25 GAME-BY-GAME REGULAR SEASON STATISTICS ( PHO )

DATE	OPP	P/S	MIN	FG	FGA	FG%	3PM	3PA	3P%	FT	FTA	FT%	OR	DR	TOT	A	ST	BS	TO	PF	+/-	PTS	W/L	SCORE
05/14/24	at LVA	P	6:14	0	2	.000	0	1	.000	0	0	.000	0	1	1	0	0	1	0	0	2	0	L	80-89
05/18/24	ATL	P	7:38	0	3	.000	0	2	.000	0	0	.000	0	1	1	1	2	0	0	0	-2	0	W	88-85
05/21/24	at LVA	P	4:09	0	2	.000	0	2	.000	0	0	.000	1	1	2	0	0	0	0	0	-7	0	W	98-88
05/23/24	WAS	P	4:23	2	3	.667	1	2	.500	0	0	.000	0	0	0	0	0	0	1	1	-3	5	W	83-80
05/25/24	DAL	P	1:26	0	0	.000	0	0	.000	0	0	.000	0	1	1	0	0	0	0	0	-5	0	L	92-107
05/28/24	at CON	P	19:24	1	4	.250	1	3	.333	0	2	.000	0	2	2	0	0	1	2	0	-15	3	L	47-70
05/29/24	at NYL	P	4:16	1	1	1.000	1	1	1.000	0	0	.000	0	0	0	0	0	0	0	0	4	3	L	78-81
05/31/24	at MIN	P	14:33	1	2	.500	1	2	.500	2	2	1.000	0	0	0	1	0	1	2	0	-12	5	L	71-95
06/02/24	LAS	P	12:26	1	4	.250	0	2	.000	0	0	.000	1	2	3	0	2	2	1	1	-2	2	W	87-68
06/04/24	at SEA	P	12:07	2	4	.500	1	3	.333	1	2	.500	0	2	2	0	0	0	0	0	-11	6	L	62-80
06/07/24	MIN																						W	81-80
06/09/24	at DAL																						W	97-90 (2OT)
06/13/24	LVA																						L	99-103
06/16/24	SEA																						W	87-78
06/18/24	NYL																						W	99-93
06/22/24	at MIN	P	8:13	1	1	1.000	1	1	1.000	0	0	.000	0	0	0	0	1	0	0	1	-6	3	L	60-73
06/28/24	LAS	P	2:15	0	0	.000	0	0	.000	0	0	.000	0	0	0	0	0	0	0	0	-3	0	W	92-78
06/30/24	IND																						L	82-88
07/01/24	CON	P	12:37	0	2	.000	0	2	.000	0	0	.000	2	0	2	0	1	0	0	3	-11	0	L	72-83
07/03/24	at DAL	P	08:45	0	2	.000	0	1	.000	0	0	.000	0	0	0	0	0	0	0	1	3	0	W	104-96
07/07/24	at LAS	S	29:00	2	7	.286	1	4	.250	1	2	.500	0	3	3	0	1	2	1	5	-5	6	W	84-78
07/10/24	DAL	S	25:25	5	8	.625	2	5	.400	0	0	.000	0	2	2	1	2	2	0	4	5	12	W	100-84
07/12/24	at IND	S	37:40	4	8	.500	2	4	.500	0	2	.000	4	3	7	2	2	1	2	2	-13	10	L	86-95
07/14/24	at CON	P	09:08	0	2	.000	0	1	.000	1	3	.333	2	0	2	0	0	0	0	0	-16	1	L	69-96
07/16/24	at WAS	P	10:06	0	1	.000	0	1	.000	0	0	.000	0	1	1	0	0	0	0	2	-7	0	W	96-87
08/15/24	at CHI	P	09:13	1	1	1.000	0	0	.000	0	0	.000	0	3	3	0	0	0	1	1	1	2	W	85-65
08/16/24	at IND	P	10:38	2	3	.667	2	3	.667	0	0	.000	0	2	2	0	1	0	0	0	2	6	L	89-98
08/18/24	CHI	P	1:57	0	1	.000	0	1	.000	0	0	.000	0	0	0	0	1	0	0	1	-1	0	W	86-68
08/21/24	at ATL	P	9:11	1	1	1.000	0	0	.000	0	0	.000	1	0	1	1	1	0	2	0	7	2	L	63-72
08/23/24	at ATL																						W	82-80
08/26/24	NYL																						L	70-84
08/28/24	MIN	P	4:55	0	1	.000	0	1	.000	1	1	1.000	0	0	0	0	0	0	0	1	1	1	L	76-89
09/01/24	LVA	P	2:26	0	0	.000	0	0	.000	0	0	.000	1	0	1	0	0	0	0	0	2	0	L	79-97
2024	TTL	25-3	268	24	63	.381	13	42	.310	6	14	.429	12	24	36	6	14	10	12	23	-92	67	16-17	
2024	AVG	--	10.7	1.0	2.5	--	0.5	1.7	--	0.2	0.6	--	0.5	1.0	1.4	0.2	0.6	0.4	0.5	0.9	-3.7	2.7	--	--







NATASHA  
MACK

04

FORWARD

HT: 6' 3"

DOB: 11/03/97

MERCURY SEASON: 1

WT: 182

COLLEGE: Oklahoma State

WNBA SEASON: 2



ACQUIRED: SIGNED TO A TRAINING CAMP CONTRACT ON FEB. 9, 2024

**NOTABLE:** Second in the league in blocks per 40 minutes (3.3) ... Has recorded at least one block in 25 games, third in the league behind only A’ja Wilson (29) and Alanna Smith (27).

- THIS SEASON**
- + One of eight players to record 2+ blocks in 11+ games this season, joining Aliyah Boston, Cameron Brink, Napheesa Collier, Ezi Magbegor, Alanna Smith, Breanna Stewart and A’ja Wilson.
  - + One of 11 players this season to record 6+ rebounds, 5+ assists and 2+ blocks in multiple games. Mack’s two performances came in the fewest minutes of any.
  - + One of 11 players to record 9+ points and 9+ rebounds off the bench this season (July 12 at IND).
  - + Joined Candace Parker (4x), Lisa Leslie (2x), Breanna Stewart (2x) and Elena Baranova as the only players in WNBA history to average 7.0+ rebounds, 2.5+ assists, 2.0+ blocks and 1.0+ steals over the first eight games of the season (all starts in the place of the injured Griner).

- WNBA CAREER HIGHLIGHTS**
- + **Selected 16th overall by Chicago in the 2021 WNBA Draft**
  - + Career averages of 1.5 points and 1.0 rebounds in 4.5 minutes per game (4 games played - 3 with Chicago, 1 with Minnesota).

- COLLEGE - OKLAHOMA STATE (2019-21) / ANGELINA COLLEGE (2017-19)**
- + 2021 WBCA NCAA Division I Defensive Player of the Year / Naismith Defensive Player of the Year / Big-12 Defensive Player of the Year / 2x Big 12 All-Defensive Team
  - + Holds the Cowgirls’ records for most career blocks (208), blocks in a season (112) and blocks in a game (10).
  - + In two seasons with Oklahoma State, averaged 18.7 points, 12.4 rebounds and 3.9 blocks per game and ranked second in the nation her senior year with 19 double-doubles.

MACK NUMBER OF TIMES RECORDING...					
	10+ PT	5+ AST	10+ REB	2+ STL	3+ BLK
2024	1	2	3	4	5
CAREER	1	2	3	4	5

NATASHA MACK - WNBA REGULAR SEASON STATISTICS																						
SEASON	TEAM	GP	GS	MIN	FG	FGA	FG%	3PM	3PA	3P%	FT	FTA	FT%	OR	DR	TOT	A	ST	TO	BS	PTS	PPG
2021-22	CHI	3	0	16	2	3	.667	0	0	.000	2	2	1.000	1	3	4	0	0	2	0	6	2.0
Went from CHI to MIN.																						
2021-22	MIN	1	0	2	0	0	.000	0	0	.000	0	0	.000	0	0	0	0	0	0	0	0	0.0
2021-22	TOT	4	0	17	2	3	.667	0	0	.000	2	2	1.000	1	3	4	0	0	2	0	6	1.5
2024-25	PHO	33	11	503	52	93	.559	0	2	.000	8	12	.667	49	114	163	39	22	21	41	112	3.4
TOTALS		37	11	521	54	96	.563	0	2	.000	10	14	.714	50	117	167	39	22	23	41	118	3.2
AVERAGE		--	--	14.1	1.5	2.6	--	0.0	0.1	--	0.3	0.4	--	1.4	3.2	4.5	1.1	0.6	0.6	1.1	3.2	--

REG CAREER HIGHS											2024-25 REG HIGHS										
PTS	10 at IND 7/12/24										PTS	10 at IND 7/12/24									
FGM	4 3 times (@ IND, 7/12/24)										FGM	4 3 times (@ IND, 7/12/24)									
FGA	7 at MIN 5/31/24										FGA	7 at MIN 5/31/24									
3FGM	--										3FGM	--									
3FGA	1 2 times (@ DAL, 7/3/24)										3FGA	1 2 times (@ DAL, 7/3/24)									
FTM	2 3 times (@ IND, 7/12/24)										FTM	2 2 times (@ IND, 7/12/24)									
FTA	2 6 times (vs. CHI, 8/18/24)										FTA	2 5 times (vs. CHI, 8/18/24)									
OREB	5 vs. LAS 6/2/24										OREB	5 vs. LAS 6/2/24									
DREB	8 2 times (@ MIN, 5/31/24)										DREB	8 2 times (@ MIN, 5/31/24)									
TREB	12 vs. LAS 6/2/24										TREB	12 vs. LAS 6/2/24									
ASTS	6 at LVA 5/21/24										ASTS	6 at LVA 5/21/24									
STLS	4 at WAS 7/16/24										STLS	4 at WAS 7/16/24									
BLKS	3 5 times (@ IND, 7/12/24)										BLKS	3 5 times (@ IND, 7/12/24)									
MINS	31 at IND 7/12/24										MINS	31 at IND 7/12/24									





2024-25 GAME-BY-GAME REGULAR SEASON STATISTICS ( PHO )

DATE	OPP	P/S	MIN	FG	FGA	FG%	3PM	3PA	3P%	FT	FTA	FT%	OR	DR	TOT	A	ST	BS	TO	PF	+/-	PTS	W/L	SCORE
05/14/24	at LVA	S	19:34	1	4	.250	0	0	.000	0	0	.000	4	2	6	5	1	3	0	3	-3	2	L	80-89
05/18/24	ATL	S	21:41	3	4	.750	0	0	.000	1	1	1.000	4	7	11	2	1	2	2	1	15	7	W	88-85
05/21/24	at LVA	S	21:37	3	5	.600	0	0	.000	0	0	.000	3	4	7	6	0	2	0	1	-3	6	W	98-88
05/23/24	WAS	S	18:39	2	3	.667	0	0	.000	2	2	1.000	1	8	9	2	1	2	0	1	11	6	W	83-80
05/25/24	DAL	S	18:19	0	2	.000	0	0	.000	0	0	.000	0	3	3	3	1	3	1	1	-16	0	L	92-107
05/28/24	at CON	S	27:09	3	4	.750	0	0	.000	0	0	.000	2	5	7	1	1	3	1	2	-9	6	L	47-70
05/29/24	at NYL	S	22:13	2	3	.667	0	0	.000	0	0	.000	0	6	6	0	0	1	0	1	-6	4	L	78-81
05/31/24	at MIN	S	26:52	4	7	.571	0	1	.000	0	0	.000	2	8	10	1	3	1	0	0	-14	8	L	71-95
06/02/24	LAS	S	26:21	2	4	.500	0	0	.000	0	0	.000	5	7	12	1	0	1	1	2	21	4	W	87-68
06/04/24	at SEA	S	22:11	1	3	.333	0	0	.000	0	0	.000	1	1	2	1	1	3	0	1	-5	2	L	62-80
06/07/24	MIN	P	17:39	1	3	.333	0	0	.000	0	0	.000	2	5	7	0	1	2	0	1	-11	2	W	81-80
06/09/24	at DAL	P	11:05	1	1	1.000	0	0	.000	0	1	.000	1	0	1	0	1	2	0	1	-5	2	W	97-90 (2OT)
06/13/24	LVA	P	8:56	1	1	1.000	0	0	.000	0	0	.000	0	1	1	1	0	1	0	4	0	2	L	99-103
06/16/24	SEA	P	9:15	3	5	.600	0	0	.000	0	0	.000	1	2	3	0	0	1	0	0	-6	6	W	87-78
06/18/24	NYL	P	8:44	0	1	.000	0	0	.000	0	0	.000	0	0	0	1	0	0	0	0	-9	0	W	99-93
06/22/24	at MIN	P	12:04	0	0	.000	0	0	.000	1	2	.500	1	3	4	0	2	1	2	2	5	1	L	60-73
06/28/24	LAS	P	08:19	1	5	.200	0	0	.000	0	0	.000	4	3	7	0	0	1	0	1	-7	2	W	92-78
06/30/24	IND	P	3:47	0	0	.000	0	0	.000	0	0	.000	0	0	0	0	0	0	0	2	-2	0	L	82-88
07/01/24	CON	S	24:00	4	4	1.000	0	0	.000	0	0	.000	0	3	3	0	0	1	0	4	-9	8	L	72-83
07/03/24	at DAL	P	06:55	0	1	.000	0	1	.000	0	0	.000	1	1	2	0	0	0	0	2	-3	0	W	104-96
07/07/24	at LAS	P	10:18	1	2	.500	0	0	.000	0	0	.000	2	3	5	0	0	0	1	1	2	2	W	84-78
07/10/24	DAL	P	10:23	2	3	.667	0	0	.000	0	0	.000	0	3	3	3	0	1	0	1	7	4	W	100-84
07/12/24	at IND	P	30:49	4	6	.667	0	0	.000	2	2	1.000	2	7	9	2	0	3	3	4	6	10	L	86-95
07/14/24	at CON	P	8:57	2	3	.667	0	0	.000	0	0	.000	1	1	2	1	0	0	1	0	-8	4	L	69-96
07/16/24	at WAS	P	10:54	2	3	.667	0	0	.000	0	0	.000	2	0	2	2	4	1	2	1	4	4	W	96-87
08/15/24	at CHI	P	12:37	1	2	.500	0	0	.000	1	2	.500	2	6	8	1	0	1	2	5	6	3	W	85-65
08/16/24	at IND	P	16:47	0	1	.000	0	0	.000	0	0	.000	2	3	5	1	0	2	0	1	-4	0	L	89-98
08/18/24	CHI	P	15:27	1	2	.500	0	0	.000	1	2	.500	1	6	7	2	1	1	1	0	10	3	W	86-68
08/21/24	at ATL	P	13:07	2	2	1.000	0	0	.000	0	0	.000	0	5	5	1	0	0	0	0	-2	4	L	63-72
08/23/24	at ATL	P	06:27	1	1	1.000	0	0	.000	0	0	.000	1	3	4	0	0	1	0	1	7	2	W	82-80
08/26/24	NYL	P	6:38	1	1	1.000	0	0	.000	0	0	.000	0	2	2	0	1	0	2	1	-2	2	L	70-84
08/28/24	MIN	P	13:38	2	4	.500	0	0	.000	0	0	.000	4	3	7	0	2	1	1	1	0	4	L	76-89
09/01/24	LVA	P	11:26	1	3	.333	0	0	.000	0	0	.000	0	3	3	2	1	0	1	0	-2	2	L	79-97
2024	TTL	33-11	503	52	93	.559	0	2	.000	8	12	.667	49	114	163	39	22	41	21	46	-32	112	16-17	
2024	AVG	--	15.2	1.6	2.8	--	0.0	0.1	--	0.2	0.4	--	1.5	3.5	4.9	1.2	0.7	1.2	0.6	1.4	-1.0	3.4	--	--







CHARISMA

OSBORNE

24

G U A R D

HT: 5' 9"

DOB: 07/03/01

MERCURY SEASON: 1

WT: 166

COLLEGE: UCLA

WNBA SEASON: 1

ACQUIRED: SIGNED AS A FREE AGENT ON JUNE 14, 2024 (ORIGINALLY SELECTED 25TH OVERALL IN 2024 WNBA DRAFT BY PHX).

**NOTABLE:** Phoenix's No. 25 pick in the 2024 WNBA Draft out of UCLA made her WNBA regular season debut on June 22 in Minnesota, recording 2 points, 1 rebound and 1 assists in 8 minutes of play.

- COLLEGE - UCLA (2019-24)**
- + 4x All-Pac-12 / 2x All-Pac-12 Defensive Team
  - + Left UCLA as the program's all-time leader in game played and three-pointers made.
  - + Second guard in Pac-12 Conference history to record 2,000+ career points and 800+ rebounds (joining Sabrina Ionescu, University of Oregon).
  - + Five-year starter, averaged 14.9 points, 5.6 rebounds, 3.1 assists and 1.5 steals for her career.
  - + During her graduate season (2023-24), named a finalist for the Ann Meyers Drysdale Award – presented to the nation's top shooting guard – and helped lead the Bruins to the Sweet 16 as a No. 2 seed in the 2024 NCAA Tournament.

CHARISMA OSBORNE - WNBA REGULAR SEASON STATISTICS																						
SEASON	TEAM	GP	GS	MIN	FG	FGA	FG%	3PM	3PA	3P%	FT	FTA	FT%	OR	DR	TOT	A	ST	TO	BS	PTS	PPG
2024-25	PHO	2	0	10	1	2	.500	0	0	.000	0	0	.000	0	1	1	1	0	2	0	2	1.0
TOTALS		2	0	10	1	2	.500	0	0	.000	0	0	.000	0	1	1	1	0	2	0	2	1.0
AVERAGE		--	--	5.0	0.5	1.0	--	0.0	0.0	--	0.0	0.0	--	0.0	0.5	0.5	0.5	0.0	1.0	0.0	1.0	--

REG CAREER HIGHS												2024-25 REG HIGHS											
PTS	2 at MIN 6/22/24											PTS	2 at MIN 6/22/24										
FGM	1 at MIN 6/22/24											FGM	1 at MIN 6/22/24										
FGA	2 at MIN 6/22/24											FGA	2 at MIN 6/22/24										
3FGM	--											3FGM	--										
3FGA	--											3FGA	--										
FTM	--											FTM	--										
FTA	--											FTA	--										
OREB	--											OREB	--										
DREB	1 at MIN 6/22/24											DREB	1 at MIN 6/22/24										
TREB	1 at MIN 6/22/24											TREB	1 at MIN 6/22/24										
ASTS	1 at MIN 6/22/24											ASTS	1 at MIN 6/22/24										
STLS	--											STLS	--										
BLKS	--											BLKS	--										
MINs	8 at MIN 6/22/24											MINs	8 at MIN 6/22/24										

2024-25 GAME-BY-GAME REGULAR SEASON STATISTICS ( PHO )																								
DATE	OPP	P/S	MIN	FG	FGA	FG%	3PM	3PA	3P%	FT	FTA	FT%	OR	DR	TOT	A	ST	BS	TO	PF	+/-	PTS	W/L	SCORE
06/13/24	LVA																						L	99-103
06/16/24	SEA																						W	87-78
06/18/24	NYL																						W	99-93
06/22/24	at MIN	P	7:55	1	2	.500	0	0	.000	0	0	.000	0	1	1	1	0	0	2	1	5	2	L	60-73
06/28/24	LAS	P	2:04	0	0	.000	0	0	.000	0	0	.000	0	0	0	0	0	0	0	0	-3	0	W	92-78
06/30/24	IND																						L	82-88
07/01/24	CON																						L	72-83
07/03/24	at DAL																						W	104-96
07/07/24	at LAS																						W	84-78
07/10/24	DAL																						W	100-84
07/12/24	at IND																						L	86-95
07/14/24	at CON																						L	69-96
07/16/24	at WAS																						W	96-87
08/15/24	at CHI																						W	85-65
08/16/24	at IND																						L	89-98
08/18/24	CHI																						W	86-68
08/21/24	at ATL																						L	63-72
08/23/24	at ATL																						W	82-80
08/26/24	NYL																						L	70-84
08/28/24	MIN																						L	76-89
09/01/24	LVA																						L	79-97
2024	TTL	2-0	10	1	2	.500	0	0	.000	0	0	.000	0	1	1	1	0	0	2	1	2	2	10-11	
2024	AVG	--	5.0	0.5	1.0	--	0.0	0.0	--	0.0	0.0	--	0.0	0.5	0.5	0.5	0.0	0.0	1.0	0.5	1.0	1.0	--	--







## DIANA TAURASI

# 03

G U A R D

HT: 6' 0"

DOB: 06/11/82

MERCURY SEASON: 20 WNBA SEASON: 20

WT: 163

COLLEGE: Connecticut



**ACQUIRED: NO. 1 OVERALL PICK BY PHX IN THE 2004 WNBA DRAFT ... MOST RECENTLY RE-SIGNED TO A MULTI-YEAR DEAL ON FEB. 17, 2023**

**NOTABLE:** The WNBA's all-time leading scorer and three-point leaders is 8th in the league in 3PM this season (2.6) and one of only three players (Kayla McBride and Arike Ogunbowale) with multiple games of 7+ 3PM ... Won her sixth Olympic gold medal with Team USA at the Paris Olympics, becoming the first player in Olympic basketball history (women's or men's) and Olympic team sport history to win six gold medals, surpassing longtime teammate Sue Bird.

### THIS SEASON -- WNBA All-Star Starter

- + With her 11th career All-Star selection, has now passed Tamika Catchings (10) for the second most in WNBA history behind only Sue Bird (13) ... Will be the oldest player (42 years, 39 days on July 20) to participate in a WNBA All-Star Game, topping Bird (41 years, 267 days in 2022).
- + Now has 23 career 20+ point games at age 40+ (the rest of WNBA combined has six), the most in WNBA/NBA history, passing Michael Jordan (20 games).
- + Now has 54 career 30+ point games (three at age 40+) and is one game shy of tying Michael Jordan for the most 30+ point games in WNBA/NBA history at age 40+.
- + Recorded her 300th career regular season win on June 16 vs. the Storm, becoming the third player in league history to reach 300 wins, joining Sue Bird and Lindsay Whalen.
- + Recorded 31 points (7-of-9 3PT) in win vs. LA on June 2, becoming the oldest player (41 years, 357 days) in WNBA/NBA history to score 30+ .
- player to knock down 7+ threes in multiple games this season ... Third in the league in 3PM (32).
- + Recorded 7 threes in two games this season (May 14 @ LV / June 2 vs. LA)
  - Tied Vince Carter for the WNBA/NBA record for most threes in a game at age 40+.
  - For her career, now has:
    - 16 regular season games with 7+ threes .. Sabrina Ionescu and Jewell Loyd are second with 5 games
    - 37 regular season games with 6+ threes ... Sabrina Ionescu and Katie Smith are second with 11 games
    - 80 regular season games with 5+ threes ... Katie Smith is second with 30 games
  - On May 14 -- tied the WNBA record for most threes in a season opener by a player (Ivory Latta - Washington - 2014 / Erin Thorn - New York - 2007)
- + Recorded her 500th career steal on May 29 @ NY, tying Lindsay Whalen for 18th all-time and becoming the only player in WNBA history to reach 10,000+ points, 2,000+ rebounds, 2,000+ assists and 500+ steals.

### WNBA CAREER HIGHLIGHTS

- + The only player in WNBA history with 10,000 career regular season points ... became the WNBA's all-time leading scorer against the Sparks inside Crypto.com Arena on June 18, 2017, doing so on the same basket, in the same arena, LeBron James became the NBA's all-time leading scorer on during the 2022-23 NBA season. ... passed Tina Thompson (7,488 points).
- + Mercury all-time franchise leader in 16 categories: seasons, games played, games started, minutes played, points scored, scoring average, field goals made, field goal attempts, 3-pointers, 3-point attempts, free throws made, free throw attempts, defensive rebounds, assists, steals and championships.
- + Fifth all-time in WNBA history in assists, joining Sue Bird, Ticha Penicheiro, Courtney Vandersloot and Lindsay Whalen as the only players in WNBA history with 2,000+.
- + WNBA's all-time leader in made field goals ... passed Tina Thompson as the leader on July 5, 2018 vs. Connecticut.
- + WNBA's all-time leader in three-point field goals.
- + Has led WNBA in three-point field goals 10x in career, the most by a WNBA/NBA/ABA player ... Steph Curry is second, leading NBA 5x ... Katie Smith is second on the WNBA list, leading the league 4x.
- + In 2015, became the first WNBA player to lead the league in scoring and assists in a season...only six NBA players in league history have led the league in scoring and assists (whether in the same season or different seasons): LeBron James, James Harden, Russell Westbrook, Nate Archibald, Wilt Chamberlain, and Jerry West.
- + Reached 15,000 career regular season minutes on June 14, 2021 at Washington (only the fifth player in WNBA history to reach 15,000 -- Sue Bird, Tina Thompson, Katie Smith, and Candice Dupree).
- + Has 22 career regular season double-doubles.
- + Has four career regular season game-winners (5/14/21 at MIN, 8/9/14 vs. MIN, 6/25/09 at WAS, 7/27/07 at CHI).
- + Has the most All-WNBA First Team selections (10) and combined All-WNBA First/Second Team selections (14) in WNBA history (Lisa Leslie/Tamika Catchings each have 12 First/Second Team selections).
- + Has 21 career Player of the Week honors, the most in franchise history and the fifth most in league history behind only Tina Charles (32), Candace Parker (26), Elena Delle Donne (24) and Tamika Catchings (22).

### AWARDS/HONORS

- 3x WNBA Champion (2014, 2009, 2007)
- 2x WNBA Finals MVP (2014, 2009)
- WNBA MVP (2009)
- 10x All-WNBA First Team (2018, 2014, 2013, 2011, 2010, 2009, 2008, 2007, 2006, 2004)
- 4x All-WNBA Second Team (2020, 2017, 2016, 2005)
- 11x WNBA All-Star (2024, 2021, 2018, 2017, 2014, 2013, 2011, 2009, 2007, 2006, 2004)



WNBA Rookie of the Year (2004)  
5x WNBA Peak Performer - Scoring (2011, 2010, 2009, 2008, 2006)  
1x WNBA Peak Performer - Assists (2014)  
W25 Member (25 greatest and most influential players in WNBA history - 2021)  
WNBA “GOAT” (fan vote as part of 2021 celebration of the league’s 25th season)  
6x ESPY Award Winner -- 3x Best WNBA Player (2012, 2011, 2010), 2x Best Female College Athlete (2003, 2004), 1x Best Female Athlete (2004)  
6x Euroleague Champion (2016, 2013, 2010, 2009, 2008, 2007), 3x Euroleague Final Four MVP (2016, 2010, 2009)  
3x NCAA Champion with UConn (2002-04)

**INTERNATIONAL CAREER (USA)**  
+ 6x Olympic Gold Medalist (2004, 2008, 2012, 2016, 2021, 2024) ... the first player in Olympic basketball history (women’s or men’s) and Olympic team sport history to win six gold medals, surpassing her longtime teammate Sue Bird.  
+ At 2024 Paris Olympics:  
- Became just the fourth Olympic athlete to win gold at six different Olympic Games, joining Isabell Werth (GER – Equestrian – gold in 7 Olympics), Birgit Fischer (GER – Canoe – gold in 6 Olympics) and Aladár Gerevich (HUN – Fencing – gold in 6 Olympics).  
- At age 42 became the oldest player in U.S. Women’s Basketball history to compete at the Olympics (Bird was 40 at the 2021 Tokyo Games).  
+ Finished her Olympic career with a 44-0 record and ranks first in U.S. Women’s Basketball Olympic history in games played (42) and second in points (419, behind only Lisa Leslie – 488).  
+ 3x FIBA World Cup Gold Medalist (2018, 2014, 2010) / FIBA Americas Championship Gold Medalist (2007)  
+ 4x USA Basketball Female Athlete of the Year (2016, 2012, 2008, 2006)  
+ Second-most decorated FIBA athlete on the planet with five Olympic gold medals, three FIBA World Cup gold medals and a FIBA World Cup bronze medal in her through her 23-year USA Basketball career.  
+ One of 12 players to earn an Olympic gold medal, FIBA®World Cup gold medal, WNBA®title and NCAA title (Sue Bird, Swin Cash, Tamika Catchings, Cynthia Cooper, Asjha Jones, Maya Moore, Breanna Stewart, Sheryl Swoopes, Diana Taurasi, A’ja Wilson and Kara Wolters).

TAURASI NUMBER OF TIMES RECORDING...											
	10+ PT	20+ PT	30+ PT	40+ PT	10+ REB	10+ AST	DBL-DBL	3+ STL	3+ BLK	3+ 3PM	5+ 3PM
2024	22	8	1	-	-	-	-	1	-	12	4
CAREER	484	258	54	4	8	15	22	43	24	257	80

TAURASI ALL-TIME REGULAR SEASON RANKINGS																	
	GAMES	PTS	REB	AST	STL	BLK	FGM	2FGM	3FGM	FTM	10+ PT G	20+ PT G	30+ PT G	40+ PT G	10+ REB G	10+ AST G	DBL-DBL
MERCURY	1	1	2	1	1	2	1	2	1	1	1	1	1	1	t-12	1	4
WNBA	2	1	25	4	18	21	1	12	1	1	1	1	1	t-1	t-121	9	52

DIANA TAURASI - WNBA REGULAR SEASON STATISTICS																						
SEASON	TEAM	GP	GS	MIN	PTS	FGM	FGA	FG%	3PM	3PA	3P%	FTM	FTA	FT%	OREB	DREB	REB	AST	STL	BLK	TOV	PF
2004	PHO	34	34	1130	578	209	503	41.6	62	188	33	98	129	76	28	121	149	132	43	25	90	117
2005	PHO	33	33	1089	527	175	427	41	56	179	31.3	121	151	80.1	22	116	138	150	38	28	112	111
2006	PHO	34	34	1135	860	298	660	45.2	121	305	39.7	143	183	78.1	25	97	122	139	42	27	79	100
2007	PHO	32	32	1025	613	206	468	44	95	259	36.7	106	127	83.5	18	117	135	137	45	34	84	106
2008	PHO	34	34	1083	820	258	579	44.6	89	247	36	215	247	87	26	146	172	121	46	46	83	125
2009	PHO	31	31	976	631	200	434	46.1	79	194	40.7	152	170	89.4	18	160	178	109	36	43	82	95
2010	PHO	31	31	998	702	212	497	42.7	80	214	37.4	198	217	91.2	12	120	132	146	38	19	110	110
2011	PHO	32	32	965	692	208	463	44.9	81	205	39.5	195	216	90.3	13	88	101	114	24	20	96	113
2012	PHO	8	8	166	112	34	78	43.6	17	43	39.5	27	30	90	1	12	13	18	4	4	14	16
2013	PHO	32	32	1032	651	200	439	45.6	69	199	34.7	182	213	85.4	18	116	134	197	22	15	116	103
2014	PHO	33	33	1018	536	171	377	45.4	62	170	36.5	132	151	87.4	10	115	125	185	22	10	87	99
2016	PHO	33	33	984	589	180	455	39.6	89	254	35	140	154	90.9	6	93	99	128	31	4	86	99
2017	PHO	31	31	883	556	168	420	40	96	250	38.4	124	136	91.2	10	82	92	83	16	10	62	88
2018	PHO	33	33	989	682	202	453	44.6	106	277	38.3	172	186	92.5	4	111	115	176	30	8	85	100
2019	PHO	6	6	129	26	4	39	10.3	1	24	4.2	17	18	94.4	1	18	19	32	2	1	13	15
2020	PHO	19	19	533	356	96	235	40.9	61	167	36.5	103	113	91.2	2	77	79	86	19	8	44	52
2021	PHO	16	16	455	243	70	192	36.5	41	121	33.9	62	72	86.1	3	68	71	79	3	9	47	38
2022	PHO	31	31	962	519	150	402	37.3	92	273	33.7	127	142	89.4	8	98	106	120	22	18	84	89
2023	PHO	26	26	709	415	128	318	40.3	64	187	34.2	95	112	84.8	2	91	93	120	13	12	78	67
2024	PHO	28	28	842	436	138	337	40.9	72	200	36	88	104	84.6	12	105	117	86	19	9	57	79
TOTALS		558	558	17127	10553	3311	7785	42.5	1433	3961	36.2	2498	2872	87.0	239	1953	2192	2365	517	350	1512	1724
AVERAGE		-	-	30.7	18.9	5.9	14.0	-	2.6	7.1	-	4.5	5.2	-	0.4	3.5	3.9	4.2	0.9	0.6	2.7	3.1




REG CAREER HIGHS	
PTS	47 at HOU 8/10/06
FGM	17 at HOU 8/10/06
FGA	33 2 times (vs. SEA 7/14/10)
3FGM	8 3 times (at CHI 6/1/17)
3FGA	17 2 times (at MIN 7/12/22)
FTM	17 2 times (at LV 8/1/18)
FTA	18 2 times (at LV 8/1/18)
OREB	4 2 times (at TUL 6/16/13)
DREB	11 at NY 7/26/09
TREB	13 at NY 7/26/09
ASTS	14 2 times (vs. ATL 8/7/18)
STLS	7 vs. MIN 8/8/06
BLKS	5 3 times (vs. CON 8/31/13)
MINs	49 vs. SEA 7/14/20

2024-25 REG HIGHS	
PTS	31 vs. LAS 6/2/24
FGM	10 vs. DAL 5/25/24
FGA	21 at DAL 6/9/24
3FGM	7 2 times (vs. LAS, 6/2/24)
3FGA	13 vs. DAL 5/25/24
FTM	10 at DAL 7/3/24
FTA	11 at DAL 7/3/24
OREB	3 vs. MIN 6/7/24
DREB	9 vs. NYL 6/18/24
TREB	9 vs. NYL 6/18/24
ASTS	7 2 times (vs. LVA, 9/1/24)
STLS	3 vs. IND 6/30/24
BLKS	2 2 times (@ CHI, 8/15/24)
MINs	39 at DAL 6/9/24

2024-25 GAME-BY-GAME REGULAR SEASON STATISTICS ( PHO )																										
DATE	OPP	P/S	MIN	FG	FGA	FG%	3PM	3PA	3P%	FT	FTA	FT%	OR	DR	TOT	A	ST	BS	TO	PF	+/-	PTS	W/L	SCORE		
05/14/24	at LVA	S	28:22	8	14	.571	7	11	.636	0	1	.000	0	3	3	0	0	0	2	5	3	23	L	80-89		
05/18/24	ATL	S	29:53	4	15	.267	1	8	.125	6	6	1.000	1	6	7	2	0	0	0	2	11	15	W	88-85		
05/21/24	at LVA	S	29:39	3	13	.231	3	8	.375	0	2	.000	0	3	3	2	2	0	1	2	-4	9	W	98-88		
05/23/24	WAS	S	29:19	7	13	.538	2	7	.286	4	5	.800	0	6	6	1	0	0	1	1	11	20	W	83-80		
05/25/24	DAL	S	30:16	10	20	.500	6	13	.462	2	2	1.000	0	5	5	2	0	0	2	2	-22	28	L	92-107		
05/28/24	at CON	S	24:47	2	14	.143	0	7	.000	2	2	1.000	0	7	7	1	1	1	2	3	-11	6	L	47-70		
05/29/24	at NYL	S	28:14	4	10	.400	3	7	.429	3	3	1.000	1	3	4	0	1	0	0	2	-6	14	L	78-81		
05/31/24	at MIN	S	21:31	3	10	.300	2	6	.333	6	7	.857	1	1	2	2	0	0	2	4	-12	14	L	71-95		
06/02/24	LAS	S	28:45	9	14	.643	7	9	.778	6	6	1.000	1	1	2	0	2	0	3	4	13	31	W	87-68		
06/04/24	at SEA	S	31:38	3	12	.250	0	6	.000	1	1	1.000	1	4	5	0	0	0	1	3	-9	7	L	62-80		
06/07/24	MIN	S	30:53	4	19	.211	1	7	.143	3	4	.750	3	3	6	2	1	0	1	4	19	12	W	81-80		
06/09/24	at DAL	S	39:21	8	21	.381	2	11	.182	2	2	1.000	0	7	7	7	1	1	3	3	14	20	W	97-90 (2OT)		
06/13/24	LVA	S	31:38	8	14	.571	3	7	.429	3	3	1.000	0	1	1	4	0	0	4	6	-7	22	L	99-103		
06/16/24	SEA	S	34:20	4	9	.444	2	5	.400	3	3	1.000	0	8	8	4	0	1	0	0	7	13	W	87-78		
06/18/24	NYL	S	30:36	6	13	.462	4	7	.571	3	3	1.000	0	9	9	5	0	1	3	3	11	19	W	99-93		
06/22/24	at MIN	S	24:13	3	8	.375	0	4	.000	1	2	.500	0	2	2	4	1	0	2	2	-15	7	L	60-73		
06/28/24	LAS	S	29:53	7	11	.636	5	8	.625	1	1	1.000	0	4	4	6	1	0	4	4	27	20	W	92-78		
06/30/24	IND	S	32:09	5	14	.357	2	10	.200	7	8	.875	1	2	3	3	3	0	5	3	9	19	L	82-88		
07/01/24	CON									DND - Injury															L	72-83
07/03/24	at DAL	S	30:29	2	8	.250	2	6	.333	10	11	.909	0	5	5	4	0	0	2	3	11	16	W	104-96		
07/07/24	at LAS									Inactive - Not with Team															W	84-78
07/10/24	DAL									DND - Injury															W	100-84
07/12/24	at IND									DND - Injury															L	86-95
07/14/24	at CON	S	25:24	2	6	.333	2	5	.400	0	0	.000	1	5	6	1	0	2	1	1	-11	6	L	69-96		
07/16/24	at WAS	S	28:24	5	9	.556	3	5	.600	5	6	.833	1	2	3	5	1	1	2	3	3	18	W	96-87		
08/15/24	at CHI	S	30:32	3	8	.375	3	5	.600	2	2	1.000	0	2	2	4	1	2	3	1	14	11	W	85-65		
08/16/24	at IND	S	32:59	5	13	.385	3	10	.300	3	4	.750	0	4	4	3	0	0	3	3	-16	16	L	89-98		
08/18/24	CHI	S	30:26	6	13	.462	2	8	.250	9	9	1.000	0	3	3	5	0	0	0	2	18	23	W	86-68		
08/21/24	at ATL	S	30:24	1	6	.167	1	4	.250	0	0	.000	0	0	0	4	1	0	3	2	-16	3	L	63-72		
08/23/24	at ATL	S	31:50	6	8	.750	3	5	.600	3	4	.750	0	2	2	5	1	0	2	3	5	18	W	82-80		
08/26/24	NYL	S	34:26	3	9	.333	1	5	.200	3	3	1.000	0	3	3	6	0	0	2	3	-17	10	L	70-84		
08/28/24	MIN	S	31:28	7	13	.538	2	6	.333	0	4	.000	1	4	5	4	2	0	3	5	-12	16	L	76-89		
09/01/24	LVA	S	26:02	4	9	.444	0	5	.000	1	1	1.000	0	2	2	7	2	0	3	2	-23	9	L	79-97		
2024	TTL	29-29	868	142	346	.410	72	205	.351	89	105	.848	12	107	119	93	21	9	60	81	-5	445	16-17			
2024	AVG	--	29.9	4.9	11.9	--	2.5	7.1	--	3.1	3.6	--	0.4	3.7	4.1	3.2	0.7	0.3	2.1	2.8	-0.2	15.3	--	--		






CELESTE  
TAYLOR  
12

GUARD  
HT: 5' 11"  
DOB: 06/20/01  
MERCURY SEASON: 0

COLLEGE: Ohio State  
WNBA SEASON: R



ACQUIRED: SIGNED TO HER THRID 7-DAY CONTRACT ON AUG. 30 (FIRST 7-DAY WAS JULY 12)

NOTABLE: Leads the Mercury in +/- per game (4.4) and has zero or greater +/- in 9 of her 10 games played.

THIS SEASON

- + Scored a career-high 9 points (4-of-5 FG) in 10 minutes off the bench on Aug. 23 at ATL.
- + Hours after being signed to her first 7-day contract by PHX on July 12, played 24 mintues (more than her total minutes played in 5 games with the Fever), leading the Mercury in assists on the night (5), while adding 3 rebounds, 2 steals and finishing with a team-best +10 plus-minus.
- + Originally selected 15th overall by the Indiana Fever in the 2024 WNBA Draft.
- + Has appeared in five games with IND and two games with CON this season.

COLLEGE - OHIO STATE (2023-24) / DUKE (2021-23) / TEXAS (2019-21)

- + 2x Finalist for Naismith Defensive Player of the Year honor (2023-24 - Ohio State, 2022-23 - Duke).
- + Big Ten Defensive Player of the Year / Big Ten All-Defense / All-Big Ten Second Team (2023-24)
- + ACC Defensive Player of the Year / ACC All-Defensive Team / All-ACC First Team (2022-23)
- + Led the Big Ten in steals per game (2.5) in 2023-24 and averaged 10.1 points, 4.1 rebounds and 3.4 assists per game.
- + Set Duke NCAA Tournament record with 10 steals in second round of 2023 tournament.
- + Big 12 All-Freshman Team (2019-20 - Texas).

CELESTE TAYLOR - WNBA REGULAR SEASON STATISTICS																						
SEASON	TEAM	GP	GS	MIN	FG	FGA	FG%	3PM	3PA	3P%	FT	FTA	FT%	OR	DR	TOT	A	ST	TO	BS	PTS	PPG
2024-25	IND	5	0	16	1	1	1.000	0	0	.000	1	2	.500	0	1	1	1	0	1	1	3	0.6
Went from IND to PHO.																						
2024-25	PHO	8	0	114	9	19	.474	3	8	.375	4	7	.571	1	6	7	10	4	4	3	25	3.1
Went from PHO to CON.																						
2024-25	CON	2	0	11	1	1	1.000	0	0	.000	0	0	.000	0	0	0	0	0	0	0	2	1.0
2024-25	TOT	15	0	138	11	21	.524	3	8	.375	5	9	.556	1	7	8	11	4	5	4	30	2.0
TOTALS		15	0	141	11	21	.524	3	8	.375	5	9	.556	1	7	8	11	4	5	4	30	2.0
AVERAGE		--	--	9.4	0.7	1.4	--	0.2	0.5	--	0.3	0.6	--	0.1	0.5	0.5	0.7	0.3	0.3	0.3	2.0	--

	REG CAREER HIGHS		2024-25 REG HIGHS
PTS	9 at ATL 8/23/24	PTS	9 at ATL 8/23/24
FGM	4 at ATL 8/23/24	FGM	4 at ATL 8/23/24
FGA	5 at ATL 8/23/24	FGA	5 at ATL 8/23/24
3FGM	2 at CHI 8/15/24	3FGM	2 at CHI 8/15/24
3FGA	3 at CHI 8/15/24	3FGA	3 at CHI 8/15/24
FTM	2 vs. LVA 9/1/24	FTM	2 vs. LVA 9/1/24
FTA	2 4 times (vs. LVA, 9/1/24)	FTA	2 4 times (vs. LVA, 9/1/24)
OREB	1 vs. MIN 8/28/24	OREB	1 vs. MIN 8/28/24
DREB	3 at IND 7/12/24	DREB	3 at IND 7/12/24
TREB	3 at IND 7/12/24	TREB	3 at IND 7/12/24
ASTS	5 at IND 7/12/24	ASTS	5 at IND 7/12/24
STLS	2 at IND 7/12/24	STLS	2 at IND 7/12/24
BLKS	1 4 times (vs. NYL, 8/26/24)	BLKS	1 4 times (vs. NYL, 8/26/24)
MINS	24 at IND 7/12/24	MINS	24 at IND 7/12/24





2024-25 GAME-BY-GAME REGULAR SEASON STATISTICS ( IND / PHO / CON )

DATE	OPP	P/S	MIN	FG	FGA	FG%	3PM	3PA	3P%	FT	FTA	FT%	OR	DR	TOT	A	ST	BS	TO	PF	+/-	PTS	W/L	SCORE
05/14/24	at CON										[Did not play]											L	71-92	
05/16/24	NYL										[Did not play]											L	66-102	
05/18/24	at NYL										[Did not play]											L	80-91	
05/20/24	CON										[Did not play]											L	84-88	
05/22/24	at SEA										[Did not play]											L	83-85	
05/24/24	at LAS										[Did not play]											W	78-73	
05/25/24	at LVA	P	4:23	0	0	.000	0	0	.000	0	0	.000	0	0	0	1	0	0	1	1	3	0	L	80-99
05/28/24	LAS										[Did not play]											L	82-88	
05/30/24	SEA	P	0:47	0	0	.000	0	0	.000	0	0	.000	0	0	0	0	0	0	0	0	2	0	L	88-103
06/01/24	CHI										[Did not play]											W	71-70	
06/02/24	at NYL	P	2:38	0	0	.000	0	0	.000	0	0	.000	0	0	0	0	0	0	0	0	-3	0	L	68-104
06/07/24	at WAS										[Did not play]											W	85-83	
06/10/24	at CON	P	6:51	1	1	1.000	0	0	.000	1	2	.500	0	0	0	0	0	1	0	0	4	3	L	72-89
06/13/24	ATL										[Did not play]											W	91-84	
06/16/24	CHI										[Did not play]											W	91-83	
06/19/24	WAS										[Did not play]											W	88-81	
06/21/24	at ATL	P	1:10	0	0	.000	0	0	.000	0	0	.000	0	1	1	0	0	0	0	0	-2	0	W	91-79
06/23/24	at CHI										[Did not play]											L	87-88	
Went from IND to PHO.																								
07/12/24	at IND	P	24:05	0	3	.000	0	1	.000	1	2	.500	0	3	3	5	2	0	1	0	10	1	L	86-95
07/14/24	at CON	P	9:59	1	1	1.000	0	0	.000	0	0	.000	0	0	0	0	0	0	0	0	-14	2	L	69-96
07/16/24	at WAS	P	12:00	0	0	.000	0	0	.000	1	2	.500	0	0	0	0	0	1	0	0	13	1	W	96-87
08/15/24	at CHI	P	17:08	2	4	.500	2	3	.667	0	0	.000	0	1	1	2	0	1	1	0	9	6	W	85-65
Went from PHO to CON.																								
08/16/24	at DAL	P	10:37	1	1	1.000	0	0	.000	0	0	.000	0	0	0	0	0	0	0	4	2	2	W	109-91
08/18/24	at ATL										[Did not play]											L	70-82	
08/20/24	LAS	P	00:12	0	0	.000	0	0	.000	0	0	.000	0	0	0	0	0	0	0	0	0	0	W	69-61
Went from CON to PHO.																								
08/23/24	at ATL	P	11:31	4	5	.800	1	2	.500	0	1	.000	0	0	0	0	0	0	0	0	5	9	W	82-80
08/26/24	NYL	P	08:58	0	2	.000	0	1	.000	0	0	.000	0	1	1	0	1	1	0	0	3	0	L	70-84
08/28/24	MIN	P	8:36	0	0	.000	0	0	.000	0	0	.000	1	0	1	0	0	0	0	0	0	0	L	76-89
09/01/24	LVA	P	21:36	2	4	.500	0	1	.000	2	2	1.000	0	1	1	3	1	0	2	3	9	6	L	79-97
2024	TTL	15-0	141	11	21	.524	3	8	.375	5	9	.556	1	7	8	11	4	4	5	8	41	30	12-17	
2024	AVG	--	9.4	0.7	1.4	--	0.2	0.5	--	0.3	0.6	--	0.1	0.5	0.5	0.7	0.3	0.3	0.3	0.5	2.7	2.0	--	--





# 2024 Starting Lineups

Mercury vs. Dream - Sep 3



DATE	OPPONENT	FORWARD	FORWARD	CENTER	GUARD	GUARD	SCORE	W/L
5/14/24	@ Las Vegas	#2 Kahleah Copper	#11 Rebecca Allen	#4 Natasha Mack	#3 Diana Taurasi	#0 Natasha Cloud	89-80	L
5/18/24	vs. Atlanta	#2 Kahleah Copper	#11 Rebecca Allen	#4 Natasha Mack	#0 Natasha Cloud	#3 Diana Taurasi	88-85	W
5/21/24	@ Las Vegas	#2 Kahleah Copper	#11 Rebecca Allen	#4 Natasha Mack	#0 Natasha Cloud	#3 Diana Taurasi	98-88	W
5/23/24	vs. Washington	#2 Kahleah Copper	#11 Rebecca Allen	#4 Natasha Mack	#0 Natasha Cloud	#3 Diana Taurasi	83-80	W
5/25/24	vs. Dallas	#2 Kahleah Copper	#11 Rebecca Allen	#4 Natasha Mack	#0 Natasha Cloud	#3 Diana Taurasi	107-92	L
5/28/24	@ Connecticut	#2 Kahleah Copper	#9 Sophie Cunningham	#4 Natasha Mack	#0 Natasha Cloud	#3 Diana Taurasi	70-47	L
5/29/24	@ New York	#2 Kahleah Copper	#9 Sophie Cunningham	#4 Natasha Mack	#0 Natasha Cloud	#3 Diana Taurasi	81-78	L
5/31/24	@ Minnesota	#2 Kahleah Copper	#9 Sophie Cunningham	#4 Natasha Mack	#0 Natasha Cloud	#3 Diana Taurasi	95-71	L
6/2/24	vs. Los Angeles	#2 Kahleah Copper	#9 Sophie Cunningham	#4 Natasha Mack	#0 Natasha Cloud	#3 Diana Taurasi	87-68	W
6/4/24	@ Seattle	#2 Kahleah Copper	#9 Sophie Cunningham	#4 Natasha Mack	#0 Natasha Cloud	#3 Diana Taurasi	80-62	L
6/7/24	vs. Minnesota	#2 Kahleah Copper	#11 Rebecca Allen	#42 Brittney Griner	#0 Natasha Cloud	#3 Diana Taurasi	81-80	W
6/9/24	@ Dallas	#2 Kahleah Copper	#11 Rebecca Allen	#42 Brittney Griner	#0 Natasha Cloud	#3 Diana Taurasi	97-90	W
6/13/24	vs. Las Vegas	#2 Kahleah Copper	#11 Rebecca Allen	#42 Brittney Griner	#0 Natasha Cloud	#3 Diana Taurasi	103-99	L
6/16/24	vs. Seattle	#2 Kahleah Copper	#11 Rebecca Allen	#42 Brittney Griner	#0 Natasha Cloud	#3 Diana Taurasi	87-78	W
6/18/24	vs. New York	#2 Kahleah Copper	#11 Rebecca Allen	#42 Brittney Griner	#0 Natasha Cloud	#3 Diana Taurasi	99-93	W
6/22/24	@ Minnesota	#2 Kahleah Copper	#11 Rebecca Allen	#42 Brittney Griner	#0 Natasha Cloud	#3 Diana Taurasi	73-60	L
6/28/24	vs. Los Angeles	#2 Kahleah Copper	#11 Rebecca Allen	#42 Brittney Griner	#0 Natasha Cloud	#3 Diana Taurasi	92-78	W
6/30/24	vs. Indiana	#2 Kahleah Copper	#11 Rebecca Allen	#42 Brittney Griner	#0 Natasha Cloud	#3 Diana Taurasi	88-82	L
7/1/24	vs. Connecticut	#2 Kahleah Copper	#4 Natasha Mack	#42 Brittney Griner	#0 Natasha Cloud	#9 Sophie Cunningham	83-72	L
7/3/24	@ Dallas	#2 Kahleah Copper	#11 Rebecca Allen	#42 Brittney Griner	#0 Natasha Cloud	#3 Diana Taurasi	104-96	W
7/7/24	@ Los Angeles	#21 Mikiah Herbert Harrigan	#9 Sophie Cunningham	#42 Brittney Griner	#0 Natasha Cloud	#2 Kahleah Copper	84-78	W
7/10/24	vs. Dallas	#21 Mikiah Herbert Harrigan	#11 Rebecca Allen	#42 Brittney Griner	#0 Natasha Cloud	#2 Kahleah Copper	100-84	W
7/12/24	@ Indiana	#21 Mikiah Herbert Harrigan	#11 Rebecca Allen	#42 Brittney Griner	#2 Kahleah Copper	#9 Sophie Cunningham	95-86	L
7/14/24	@ Connecticut	#11 Rebecca Allen	#2 Kahleah Copper	#42 Brittney Griner	#0 Natasha Cloud	#3 Diana Taurasi	96-69	L
7/16/24	@ Washington	#11 Rebecca Allen	#2 Kahleah Copper	#42 Brittney Griner	#0 Natasha Cloud	#3 Diana Taurasi	96-87	W
8/15/24	@ Chicago	#2 Kahleah Copper	#9 Sophie Cunningham	#42 Brittney Griner	#0 Natasha Cloud	#3 Diana Taurasi	85-65	W
8/16/24	@ Indiana	#2 Kahleah Copper	#9 Sophie Cunningham	#42 Brittney Griner	#0 Natasha Cloud	#3 Diana Taurasi	98-89	L
8/18/24	vs. Chicago	#2 Kahleah Copper	#9 Sophie Cunningham	#42 Brittney Griner	#0 Natasha Cloud	#3 Diana Taurasi	86-68	W
8/21/24	@ Atlanta	#2 Kahleah Copper	#9 Sophie Cunningham	#42 Brittney Griner	#0 Natasha Cloud	#3 Diana Taurasi	72-63	L
8/23/24	@ Atlanta	#2 Kahleah Copper	#9 Sophie Cunningham	#42 Brittney Griner	#0 Natasha Cloud	#3 Diana Taurasi	82-80	W
8/26/24	vs. New York	#2 Kahleah Copper	#9 Sophie Cunningham	#42 Brittney Griner	#0 Natasha Cloud	#3 Diana Taurasi	84-70	L
8/28/24	vs. Minnesota	#2 Kahleah Copper	#25 Monique Billings	#42 Brittney Griner	#0 Natasha Cloud	#3 Diana Taurasi	89-76	L
9/1/24	vs. Las Vegas	#2 Kahleah Copper	#25 Monique Billings	#42 Brittney Griner	#0 Natasha Cloud	#3 Diana Taurasi	97-79	L
9/3/24	Atlanta	--	--	--	--	--	--	--
9/5/24	Washington	--	--	--	--	--	--	--
9/7/24	at Seattle	--	--	--	--	--	--	--
9/13/24	Connecticut	--	--	--	--	--	--	--
9/15/24	at Chicago	--	--	--	--	--	--	--
9/17/24	at Los Angeles	--	--	--	--	--	--	--
9/19/24	Seattle	--	--	--	--	--	--	--





2024 Game-By-Game Stats

Mercury vs. Dream - Sep 3



DATE	GAME	W/L	FG	FGA	PCT	3FG	3FGA	PCT	FT	FTA	PCT	OR	DR	REB	AST	PF	ST	TO	BS	PTS
5/14	Mercury	L	29	76	0.382	15	36	0.417	7	10	0.700	10	27	37	21	23	6	17	6	80
10,419	at Aces		29	71	0.408	6	29	0.207	25	29	0.862	8	29	37	17	12	7	11	5	89
5/18	Mercury	W	27	66	0.409	6	23	0.261	28	32	0.875	7	31	38	17	22	10	12	5	88
10,251	vs. Dream		27	66	0.409	10	23	0.435	21	27	0.778	7	26	33	21	21	8	14	5	85
5/21	Mercury	W	37	78	0.474	16	33	0.485	8	13	0.615	6	33	39	23	15	7	7	7	98
10,374	at Aces		33	78	0.423	11	31	0.355	11	15	0.733	7	32	39	22	18	5	9	4	88
5/23	Mercury	W	26	60	0.433	10	33	0.303	21	24	0.875	4	30	34	20	19	9	17	4	83
7,474	vs. Mystics		27	70	0.386	13	36	0.361	13	16	0.813	9	27	36	21	21	7	17	1	80
5/25	Mercury	L	31	75	0.413	14	35	0.400	16	17	0.941	8	17	25	26	15	7	19	6	92
8,339	vs. Wings		39	75	0.520	10	20	0.500	19	21	0.905	14	24	38	23	14	10	19	5	107
5/28	Mercury	L	15	63	0.238	1	27	0.037	16	22	0.727	12	31	43	12	11	7	20	9	47
6,489	at Sun		27	77	0.351	5	24	0.208	11	18	0.611	11	27	38	23	17	12	11	4	70
5/29	Mercury	L	29	68	0.426	10	30	0.333	10	13	0.769	8	26	34	18	18	6	13	2	78
9,182	at Liberty		28	68	0.412	9	32	0.281	16	18	0.889	9	30	39	19	12	7	11	5	81
5/31	Mercury	L	24	62	0.387	9	28	0.321	14	18	0.778	10	26	36	16	14	6	17	2	71
7,035	at Lynx		36	73	0.493	14	35	0.400	9	12	0.750	10	26	36	29	15	6	7	3	95
6/2	Mercury	W	28	66	0.424	14	29	0.483	17	20	0.850	7	26	33	20	18	11	14	5	87
10,207	vs. Sparks		24	60	0.400	9	23	0.391	11	15	0.733	6	24	30	18	23	5	20	2	68
6/4	Mercury	L	23	68	0.338	4	23	0.174	12	17	0.706	3	30	33	13	15	7	17	4	62
8,133	at Storm		28	69	0.406	8	23	0.348	16	21	0.762	8	34	42	20	15	10	15	4	80
6/7	Mercury	W	29	70	0.414	9	26	0.346	14	18	0.778	10	29	39	18	13	6	14	7	81
9,052	vs. Lynx		28	72	0.389	15	34	0.441	9	11	0.818	7	29	36	24	20	5	14	5	80
6/9	Mercury	W	37	80	0.463	9	33	0.273	14	19	0.737	9	20	29	25	19	9	22	5	97
5,568	at Wings		37	78	0.474	6	23	0.261	10	14	0.714	9	27	36	25	21	9	23	3	90
6/13	Mercury	L	39	72	0.542	8	25	0.320	13	15	0.867	4	19	23	26	26	5	12	5	99
9,325	vs. Aces		33	69	0.478	13	30	0.433	24	25	0.960	12	25	37	17	16	6	16	2	103
6/16	Mercury	W	31	62	0.500	7	18	0.389	18	19	0.947	3	34	37	24	18	5	15	5	87
9,444	vs. Storm		29	75	0.387	5	26	0.192	15	21	0.714	10	26	36	18	19	11	9	4	78
6/18	Mercury	W	38	69	0.551	15	30	0.500	8	10	0.800	4	27	31	24	12	7	17	3	99
9,824	vs. Liberty		32	76	0.421	18	42	0.429	11	14	0.786	11	26	37	27	12	14	16	4	93
6/22	Mercury	L	23	74	0.311	7	34	0.206	7	12	0.583	7	24	31	14	17	8	13	5	60
8,769	at Lynx		26	62	0.419	8	22	0.364	13	18	0.722	5	39	44	18	13	5	16	4	73
6/28	Mercury	W	35	69	0.507	7	21	0.333	15	23	0.652	13	26	39	19	17	9	15	6	92
14,363	vs. Sparks		29	63	0.460	10	21	0.476	10	15	0.667	4	19	23	24	21	10	16	5	78
6/30	Mercury	L	27	68	0.397	8	28	0.286	20	24	0.833	6	22	28	18	25	9	13	1	82
17,071	vs. Fever		28	63	0.444	8	28	0.286	24	31	0.774	9	33	42	20	24	5	16	2	88
7/1	Mercury	L	26	60	0.433	3	17	0.176	17	18	0.944	2	16	18	19	20	5	8	2	72
8,445	vs. Sun		28	59	0.475	5	20	0.250	22	23	0.957	12	25	37	17	15	2	14	3	83
7/3	Mercury	W	36	65	0.554	11	23	0.478	21	23	0.913	5	19	24	22	23	6	9	3	104
6,129	at Wings		33	67	0.493	5	17	0.294	25	34	0.735	13	21	34	20	20	6	11	2	96
7/7	Mercury	W	27	59	0.458	7	21	0.333	23	28	0.821	7	31	38	16	23	3	16	5	84
11,618	at Sparks		29	75	0.387	5	24	0.208	15	19	0.789	10	19	29	25	24	6	10	2	78
7/10	Mercury	W	36	61	0.590	9	21	0.429	19	22	0.864	4	18	22	24	19	8	13	6	100
11,601	vs. Wings		32	64	0.500	7	19	0.368	13	18	0.722	7	19	26	25	18	5	15	1	84
7/12	Mercury	L	29	70	0.414	10	29	0.345	18	23	0.783	7	23	30	18	15	7	11	6	86
17,274	at Fever		39	81	0.481	6	31	0.194	11	14	0.786	15	27	42	23	16	8	18	6	95
7/14	Mercury	L	28	69	0.406	7	25	0.280	6	10	0.600	11	22	33	16	13	3	17	8	69
8,910	at Sun		37	78	0.474	10	26	0.385	12	21	0.571	16	28	44	26	12	9	7	3	96
7/16	Mercury	W	35	65	0.538	8	18	0.444	18	21	0.857	6	25	31	22	14	8	9	6	96
12,586	at Mystics		33	72	0.458	10	33	0.303	11	13	0.846	8	25	33	28	19	5	13	1	87
8/15	Mercury	W	33	59	0.559	12	23	0.522	7	11	0.636	5	29	34	26	18	5	13	10	85
9,025	at Sky		27	73	0.370	4	19	0.211	7	14	0.500	15	18	33	14	20	7	12	3	65
8/16	Mercury	L	25	60	0.417	14	36	0.389	25	28	0.893	3	28	31	16	17	7	11	3	89
17,274	at Fever		34	74	0.459	14	36	0.389	16	17	0.941	8	31	39	23	17	4	11	4	98
8/18	Mercury	W	28	62	0.452	7	23	0.304	23	31	0.742	9	32	41	21	19	5	11	4	86
14,267	vs. Sky		28	78	0.359	0	14	0.000	12	21	0.571	17	27	44	20	20	5	11	1	68
8/21	Mercury	L	24	61	0.393	6	19	0.316	9	10	0.900	3	30	33	15	16	4	12	3	63
3,260	at Dream		25	73	0.342	9	31	0.290	13	16	0.813	16	31	47	17	15	3	9	1	72
8/23	Mercury	W	32	66	0.485	6	17	0.353	12	16	0.750	7	29	36	23	17	4	12	5	82
3,260	at Dream		29	74	0.392	10	30	0.333	12	14	0.857	9	27	36	19	15	7	10	5	80
8/26	Mercury	L	31	67	0.463	5	22	0.227	3	4	0.750	7	24	31	15	15	7	22	4	70
10,299	vs. Liberty		29	70	0.414	12	29	0.414	14	16	0.875	6	26	32	21	10	12	15	3	84
8/28	Mercury	L	26	68	0.382	7	23	0.304	17	23	0.739	13	24	37	15	15	7	19	3	76
9,482	vs. Lynx		33	72	0.458	11	26	0.423	12	16	0.750	12	27	39	25	16	9	15	4	89
9/1	Mercury	L	29	61	0.475	7	22	0.318	14	18	0.778	4	20	24	23	14	9	15	2	79
13,981	vs. Aces		37	66	0.561	11	32	0.344	12	15	0.800	6	29	35	32	15	10	14	2	97
9/3	Mercury	--	--	--	--	--	--	--	--	--	--	--	--	--	--	--	--	--	--	--
	vs. Dream	--	--	--	--	--	--	--	--	--	--	--	--	--	--	--	--	--	--	--
9/5	Mercury	--	--	--	--	--	--	--	--	--	--	--	--	--	--	--	--	--	--	--
	vs. Mystics	--	--	--	--	--	--	--	--	--	--	--	--	--	--	--	--	--	--	--
9/7	Mercury	--	--	--	--	--	--	--	--	--	--	--	--	--	--	--	--	--	--	--
	at Storm	--	--	--	--	--	--	--	--	--	--	--	--	--	--	--	--	--	--	--
9/13	Mercury	--	--	--	--	--	--	--	--	--	--	--	--	--	--	--	--	--	--	--
	vs. Sun	--	--	--	--	--	--	--	--	--	--	--	--	--	--	--	--	--	--	--
9/15	Mercury	--	--	--	--	--	--	--	--	--	--	--	--	--	--	--	--	--	--	--
	at Sky	--	--	--	--	--	--	--	--	--	--	--	--	--	--	--	--	--	--	--
9/17	Mercury	--	--	--	--	--	--	--	--	--	--	--	--	--	--	--	--	--	--	--
	at Sparks	--	--	--	--	--	--	--	--	--	--	--	--	--	--	--	--	--	--	--
9/19	Mercury	--	--	--	--	--	--	--	--	--	--	--	--	--	--	--	--	--	--	--
	vs. Storm	--	--	--	--	--	--	--	--	--	--	--	--	--	--	--	--	--	--	--
TOTALS		33	973	2,199	0.442	288	851	0.338	490	612	0.801	224	848	1,072	645					



2024 Scoring

Mercury vs. Dream - Sep 3



				MERCURY										OPPONENTS										POINT
DATE	OPPONENT	OVERALL REC	W/L	1ST	2ND	1ST HALF	3RD	4TH	2ND HALF	1ST OT	2ND OT	BIGGEST LEAD	TOTAL	1ST	2ND	1ST HALF	3RD	4TH	2ND HALF	1ST OT	2ND OT	BIGGEST LEAD	TOTAL	DIFF.
5/14	at Las Vegas	0-1	L	14	27	41	21	18	39	--	--	3	80	29	13	42	26	21	47	--	--	18	89	-9
5/18	Atlanta	1-1	W	24	19	43	22	23	45	--	--	12	88	15	22	37	23	25	48	--	--	7	85	3
5/21	at Las Vegas	2-1	W	25	21	46	27	25	52	--	--	15	98	20	27	47	21	20	41	--	--	7	88	10
5/23	Washington	3-1	W	22	21	43	27	13	40	--	--	14	83	20	20	40	16	24	40	--	--	4	80	3
5/25	Dallas	3-2	L	14	21	35	34	23	57	--	--	5	92	21	31	52	24	31	55	--	--	24	107	-15
5/28	at Connecticut	3-3	L	13	12	25	10	12	22	--	--	4	47	15	23	38	15	17	32	--	--	26	70	-23
5/29	at New York	3-4	L	20	24	44	15	19	34	--	--	5	78	33	14	47	13	21	34	--	--	15	81	-3
5/31	at Minnesota	3-5	L	12	19	31	18	22	40	--	--	1	71	21	34	55	17	23	40	--	--	29	95	-24
6/2	Los Angeles	4-5	W	16	23	39	29	19	48	--	--	24	87	15	7	22	24	22	46	--	--	1	68	19
6/4	at Seattle	4-6	L	12	21	33	10	19	29	--	--	2	62	25	21	46	18	16	34	--	--	22	80	-18
6/7	Minnesota	5-6	W	21	17	38	16	27	43	--	--	9	81	15	20	35	25	20	45	--	--	9	80	1
6/9	at Dallas	6-6	W	14	21	35	21	22	43	7	12	9	97	14	18	32	22	24	46	7	5	8	90	7
6/13	Las Vegas	6-7	L	28	23	51	23	25	48	--	--	16	99	12	42	54	21	28	49	--	--	7	103	-4
6/16	Seattle	7-7	W	25	22	47	19	21	40	--	--	21	87	19	14	33	18	27	45	--	--	0	78	9
6/18	New York	8-7	W	22	28	50	19	30	49	--	--	6	99	26	20	46	30	17	47	--	--	12	93	6
6/22	at Minnesota	8-8	L	15	10	25	16	19	35	--	--	2	60	17	21	38	22	13	35	--	--	20	73	-13
6/28	Los Angeles	9-8	W	23	21	44	28	20	48	--	--	19	92	26	19	45	17	16	33	--	--	7	78	14
6/30	Indiana	9-9	L	26	23	49	15	18	33	--	--	15	82	20	18	38	29	21	50	--	--	10	88	-6
7/1	Connecticut	9-10	L	17	18	35	18	19	37	--	--	4	72	19	23	42	22	19	41	--	--	13	83	-11
7/3	at Dallas	10-10	W	27	29	56	27	21	48	--	--	18	104	18	25	43	33	20	53	--	--	2	96	8
7/7	at Los Angeles	11-10	W	25	17	42	23	19	42	--	--	10	84	15	24	39	24	15	39	--	--	3	78	6
7/10	Dallas	12-10	W	21	28	49	31	20	51	--	--	24	100	29	17	46	20	18	38	--	--	11	84	16
7/12	at Indiana	12-11	L	16	19	35	23	28	51	--	--	0	86	28	27	55	26	14	40	--	--	31	95	-9
7/14	at Connecticut	12-12	L	20	22	42	9	18	27	--	--	9	69	20	28	48	19	29	48	--	--	29	96	-27
7/16	at Washington	13-12	W	17	27	44	27	25	52	--	--	12	96	19	27	46	17	24	41	--	--	8	87	9
8/15	at Chicago	14-12	W	30	20	50	19	16	35	--	--	28	85	12	16	28	24	13	37	--	--	0	65	20
8/16	at Indiana	14-13	L	16	21	37	28	24	52	--	--	1	89	33	21	54	19	25	44	--	--	28	98	-9
8/18	Chicago	15-13	W	32	20	52	17	17	34	--	--	21	86	19	16	35	15	18	33	--	--	2	68	18
8/21	at Atlanta	15-14	L	6	20	26	22	15	37	--	--	2	63	19	15	34	14	24	38	--	--	15	72	-9
8/23	at Atlanta	16-14	W	24	24	48	17	17	34	--	--	11	82	17	24	41	18	21	39	--	--	0	80	2
8/26	New York	16-15	L	9	29	38	15	17	32	--	--	2	70	18	20	38	21	25	46	--	--	17	84	-14
8/28	Minnesota	16-16	L	15	22	37	15	24	39	--	--	2	76	25	21	46	25	18	43	--	--	23	89	-13
9/1	Las Vegas	16-17	L	10	18	28	31	20	51	--	--	2	79	29	23	52	24	21	45	--	--	34	97	-18
9/3	Atlanta	--		--	--	--	--	--	--	--	--	--	--	--	--	--	--	--	--	--	--	--	--	--
9/5	Washington	--		--	--	--	--	--	--	--	--	--	--	--	--	--	--	--	--	--	--	--	--	--
9/7	at Seattle	--		--	--	--	--	--	--	--	--	--	--	--	--	--	--	--	--	--	--	--	--	--
9/13	Connecticut	--		--	--	--	--	--	--	--	--	--	--	--	--	--	--	--	--	--	--	--	--	--
9/15	at Chicago	--		--	--	--	--	--	--	--	--	--	--	--	--	--	--	--	--	--	--	--	--	--
9/17	at Los Angeles	--		--	--	--	--	--	--	--	--	--	--	--	--	--	--	--	--	--	--	--	--	--
9/19	Seattle	--		--	--	--	--	--	--	--	--	--	--	--	--	--	--	--	--	--	--	--	--	--
	2024-25 TOTALS	16-17	--	631	707	1,338	692	675	1,367	7	12	--	2,724	683	711	1,394	702	690	1,392	7	5	--	2,798	-74
	AVG/GAME	--	--	19.1	21.4	40.5	21.0	20.5	41.4	7.0	12.0	9.9	82.5	20.7	21.5	42.2	21.3	20.9	42.2	7.0	5.0	13.4	84.8	-2.2





2024 Miscellaneous Scoring

Mercury vs. Dream - Sep 3



DATE	OPPONENT	W/L	MERCURY										OPPONENTS									
			BENCH		IN THE		SECOND		FAST		POINTS		BENCH		IN THE		SECOND		FAST		POINTS	
			PTS	AVG	PAINT	AVG	CHANCE	AVG	BREAK	AVG	OFF TO	AVG	PTS	AVG	PAINT	AVG	CHANCE	AVG	BREAK	AVG	OFF TO	AVG
5/14	at Las Vegas	L	8	8.0	24	24.0	10	10.0	8	8.0	10	10.0	7	7.0	36	36.0	13	13.0	14	14.0	23	23.0
5/18	Atlanta	W	19	13.5	34	29.0	13	11.5	6	7.0	14	12.0	16	11.5	32	34.0	13	13.0	12	13.0	13	18.0
5/21	at Las Vegas	W	27	18.0	32	30.0	13	12.0	9	7.7	7	10.3	2	8.3	34	34.0	8	11.3	14	13.3	2	12.7
5/23	Washington	W	23	19.3	30	30.0	7	10.8	4	6.8	21	13.0	26	12.8	22	31.0	13	11.8	7	11.8	16	13.5
5/25	Dallas	L	18	19.0	26	29.2	16	11.8	12	7.8	20	14.4	12	12.6	52	35.2	23	14.0	13	12.0	25	15.8
5/28	at Connecticut	L	13	18.0	26	28.7	13	12.0	4	7.2	2	12.3	18	13.5	36	35.3	15	14.2	10	11.7	12	15.2
5/29	at New York	L	10	16.9	36	29.7	15	12.4	12	7.9	16	12.9	5	12.3	34	35.1	12	13.9	12	11.7	19	15.7
5/31	at Minnesota	L	10	16.0	26	29.3	13	12.5	2	7.1	8	12.3	50	17.0	32	34.8	10	13.4	13	11.9	25	16.9
6/2	Los Angeles	W	9	15.2	20	28.2	9	12.1	5	6.9	17	12.8	18	17.1	22	33.3	12	13.2	7	11.3	13	16.4
6/4	at Seattle	L	20	15.7	32	28.6	5	11.4	15	7.7	12	12.7	12	16.6	38	33.8	12	13.1	11	11.3	12	16.0
6/7	Minnesota	W	7	14.9	34	29.1	8	11.1	10	7.9	12	12.6	13	16.3	18	32.4	12	13.0	21	12.2	13	15.7
6/9	at Dallas	W	11	14.6	42	30.2	14	11.3	12	8.3	32	14.3	12	15.9	46	33.5	16	13.3	11	12.1	24	16.4
6/13	Las Vegas	L	22	15.2	42	31.1	6	10.9	6	8.1	22	14.8	14	15.8	38	33.8	11	13.1	10	11.9	12	16.1
6/16	Seattle	W	6	14.5	44	32.0	7	10.6	6	7.9	10	14.5	18	15.9	42	34.4	9	12.8	4	11.4	14	15.9
6/18	New York	W	16	14.6	30	31.9	9	10.5	13	8.3	15	14.5	5	15.2	28	34.0	14	12.9	13	11.5	13	15.7
6/22	at Minnesota	L	9	14.3	28	31.6	5	10.2	6	8.1	11	14.3	11	14.9	18	33.0	5	12.4	11	11.4	16	15.8
6/28	Los Angeles	W	12	14.1	46	32.5	18	10.6	8	8.1	17	14.5	10	14.6	34	33.1	3	11.8	5	11.1	11	15.5
6/30	Indiana	L	8	13.8	30	32.3	8	10.5	5	7.9	15	14.5	21	15.0	34	33.1	8	11.6	20	11.6	19	15.7
7/1	Connecticut	L	2	13.2	42	32.8	2	10.1	2	7.6	14	14.5	20	15.3	36	33.3	11	11.6	8	11.4	10	15.4
7/3	at Dallas	W	5	12.8	36	33.0	10	10.1	5	7.5	18	14.7	16	15.3	42	33.7	22	12.1	11	11.4	18	15.5
7/7	at Los Angeles	W	5	12.4	30	32.9	9	10.0	4	7.3	15	14.7	23	15.7	44	34.2	12	12.1	2	10.9	17	15.6
7/10	Dallas	W	11	12.3	48	33.5	8	9.9	7	7.3	16	14.7	14	15.6	38	34.4	6	11.8	10	10.9	18	15.7
7/12	at Indiana	L	11	12.3	28	33.3	13	10.0	2	7.1	22	15.0	6	15.2	60	35.5	10	11.7	6	10.7	11	15.5
7/14	at Connecticut	L	14	12.3	38	33.5	11	10.1	1	6.8	5	14.6	37	16.1	38	35.6	25	12.3	9	10.6	21	15.7
7/16	at Washington	W	16	12.5	40	33.8	8	10.0	9	6.9	23	15.0	15	16.0	32	35.4	16	12.4	5	10.4	10	15.5
8/15	at Chicago	W	11	12.4	34	33.8	5	9.8	11	7.1	19	15.1	27	16.5	38	35.5	8	12.3	6	10.2	11	15.3
8/16	at Indiana	L	6	12.2	10	32.9	8	9.7	8	7.1	14	15.1	11	16.3	34	35.5	17	12.4	7	10.1	11	15.1
8/18	Chicago	W	19	12.4	34	32.9	14	9.9	11	7.3	13	15.0	17	16.3	38	35.6	15	12.5	6	9.9	6	14.8
8/21	at Atlanta	L	15	12.5	30	32.8	4	9.7	4	7.1	11	14.9	8	16.0	26	35.2	14	12.6	9	9.9	14	14.8
8/23	at Atlanta	W	16	12.6	40	33.1	11	9.7	7	7.1	11	14.7	11	15.8	32	35.1	15	12.7	9	9.9	13	14.7
8/26	New York	L	4	12.4	46	33.5	4	9.5	21	7.6	12	14.6	15	15.8	30	35.0	12	12.6	11	9.9	28	15.2
8/28	Minnesota	L	21	12.6	30	33.4	16	9.8	4	7.5	15	14.7	27	16.2	28	34.8	17	12.8	18	10.2	25	15.5
9/1	Las Vegas	L	24	13.0	34	33.4	1	9.5	12	7.6	16	14.7	21	16.3	44	35.0	13	12.8	14	10.3	21	15.6
9/3	Atlanta	--	--	--	--	--	--	--	--	--	--	--	--	--	--	--	--	--	--	--	--	--
9/5	Washington	--	--	--	--	--	--	--	--	--	--	--	--	--	--	--	--	--	--	--	--	--
9/7	at Seattle	--	--	--	--	--	--	--	--	--	--	--	--	--	--	--	--	--	--	--	--	--
9/13	Connecticut	--	--	--	--	--	--	--	--	--	--	--	--	--	--	--	--	--	--	--	--	--
9/15	at Chicago	--	--	--	--	--	--	--	--	--	--	--	--	--	--	--	--	--	--	--	--	--
9/17	at Los Angeles	--	--	--	--	--	--	--	--	--	--	--	--	--	--	--	--	--	--	--	--	--
9/19	Seattle	--	--	--	--	--	--	--	--	--	--	--	--	--	--	--	--	--	--	--	--	--
2024-25 TOTALS		16-17	428	13.0	1,102	33.4	313	9.5	251	7.6	485	14.7	538	16.3	1,156	35.0	422	12.8	339	10.3	516	15.6





# 2024 Miscellaneous Scoring

Mercury vs. Dream - Sep 3



MERCURY RECORD WHEN...	OVERALL	HOME	ROAD
Outrebounding opponent	4-2	3-0	1-2
Outrebounded by opponent	12-13	6-6	6-7
Tied in Rebounding	0-2	0-1	0-1
Shooting better than opponent	14-4	8-2	6-2
Shooting worse than opponent	1-13	0-5	1-8
Shooting same than opponent	1-0	1-0	0-0
More FTM than opponent	11-6	8-2	3-4
Less FTM than opponent	3-11	1-5	2-6
Same FTM than opponent	2-0	0-0	2-0
More 3FGM than opponent	9-4	4-1	5-3
Less 3FGM than opponent	7-11	5-5	2-6
Same 3FGM than opponent	0-2	0-1	0-1
More assists than opponent	7-4	3-3	4-1
Less assists than opponent	8-13	6-4	2-9
Same assists than opponent	1-0	0-0	1-0
More turnovers than opponent	7-10	4-4	3-6
Less turnovers than opponent	8-6	4-3	4-3
Same turnovers than opponent	1-1	1-0	0-1
Bench outscores opponent bench	7-8	4-3	3-5
Opponent bench outscores PHO	9-9	5-4	4-5
Bench scoring equal	0-0	0-0	0-0
Scoring less than 80 points	0-11	0-4	0-7
Scoring between 80-89 points	9-4	6-1	3-3
Scoring between 90-99 points	5-2	2-2	3-0
Scoring between 100-109	2-0	1-0	1-0
Scoring 110 or more points	0-0	0-0	0-0
Opponent scores less than 80	6-3	4-0	2-3
Opponent scores between 80-89	7-7	4-4	3-3
Opponent scores between 90-99	3-5	1-1	2-4
Opponent scores between 100-109	0-2	0-2	0-0
Opponent scores 110 or more	0-0	0-0	0-0

NUMBER OF TIMES RECORDING	POINTS			REB	AST	BLK	STL		
	10+	20+	30+	10+	10+	3+	3+	DD	TD
Rebecca Allen	4	--	--	--	--	--	1	--	--
Morgan Bertsch	--	--	--	--	--	--	--	--	--
Monique Billings	1	--	--	--	--	--	--	--	--
Natasha Cloud	19	3	1	--	8	1	6	6	--
Kahleah Copper	29	19	9	1	--	--	1	1	--
Sophie Cunningham	12	1	--	1	--	--	2	1	--
Liz Dixon	--	--	--	--	--	1	--	--	--
Brittney Griner	21	12	--	1	--	2	2	1	--
Mikiah Herbert Harrigan	2	--	--	--	--	--	--	--	--
Natasha Mack	1	--	--	3	--	5	2	--	--
Charisma Osborne	--	--	--	--	--	--	--	--	--
Sug Sutton	2	--	--	--	--	--	1	--	--
Diana Taurasi	22	8	1	--	--	--	1	--	--
Celeste Taylor	--	--	--	--	--	--	--	--	--

NUMBER OF TIMES LEADING TEAM IN . . . (INCLUDES TIES)						
	PTS	REB	AST	BLK	STL	MIN
Rebecca Allen	--	1	--	2	5	1
Morgan Bertsch	--	--	--	--	--	--
Monique Billings	--	--	--	1	3	--
Natasha Cloud	4	4	25	8	10	18
Kahleah Copper	18	7	4	1	7	8
Sophie Cunningham	1	4	--	2	7	3
Liz Dixon	--	--	--	3	--	--
Brittney Griner	8	11	1	12	5	1
Mikiah Herbert Harrigan	--	--	--	4	2	1
Natasha Mack	--	7	--	14	4	--
Charisma Osborne	--	--	--	--	--	--
Sug Sutton	--	--	2	--	4	--
Diana Taurasi	6	2	4	--	3	1
Celeste Taylor	--	--	1	--	1	--

STARTING LINEUPS							
LAST USED	GAME	FORWARD	FORWARD	CENTER	GUARD	GUARD	RECORD
5/25	vs. Wings	Kahleah Copper	Rebecca Allen	Natasha Mack	Diana Taurasi	Natasha Cloud	3-2
6/4	at Storm	Kahleah Copper	Sophie Cunningham	Natasha Mack	Diana Taurasi	Natasha Cloud	1-4
7/1	vs. Sun	Kahleah Copper	Natasha Mack	Brittney Griner	Sophie Cunningham	Natasha Cloud	0-1
7/7	at Sparks	Mikiah Herbert Harrigan	Sophie Cunningham	Brittney Griner	Kahleah Copper	Natasha Cloud	1-0
7/10	vs. Wings	Mikiah Herbert Harrigan	Rebecca Allen	Brittney Griner	Kahleah Copper	Natasha Cloud	1-0
7/12	at Fever	Mikiah Herbert Harrigan	Rebecca Allen	Brittney Griner	Sophie Cunningham	Kahleah Copper	0-1
7/16	at Mystics	Rebecca Allen	Kahleah Copper	Brittney Griner	Diana Taurasi	Natasha Cloud	7-4
8/26	vs. Liberty	Kahleah Copper	Sophie Cunningham	Brittney Griner	Diana Taurasi	Natasha Cloud	3-3
9/1	vs. Aces	Kahleah Copper	Monique Billings	Brittney Griner	Diana Taurasi	Natasha Cloud	0-2

PLAYER	GP	GS	MIN	FG	ATT	FG%	3FG	ATT	3FG%	FT	FTA	FT%	OFF	DEF	TOT	AVG	AST	PF	FD	STL	TO	BLK	PTS	AVG
Kahleah Copper	33	33	1,082	255	575	.443	63	197	.320	155	189	.820	23	131	154	4.7	71	114	145	27	99	3	728	22.1
Diana Taurasi	29	29	868	142	346	.410	72	205	.351	89	105	.848	12	107	119	4.1	93	81	103	21	60	9	445	15.3
Brittney Griner	23	23	681	171	300	.570	7	15	.467	73	95	.768	44	102	146	6.3	50	45	93	13	42	36	422	18.3
Natasha Cloud	32	32	1,084	130	324	.401	38	117	.325	72	89	.809	17	120	137	4.3	218	90	80	48	105	22	370	11.6
Sophie Cunningham	33	14	919	84	192	.438	53	140	.379	50	57	.877	16	119	135	4.1	71	76	60	34	30	9	271	8.2
Rebecca Allen	18	18	447	53	126	.421	25	70	.357	2	3	.667	13	58	71	3.9	20	35	6	17	18	12	133	7.4
Natasha Mack	33	11	503	52	93	.559	0	2	.000	8	12	.667	49	114	163	4.9	39	46	20	22	21	41	112	3.4
Mikiah Herbert Harrigan	25	3	268	24	63	.381	13	42	.310	6	14	.429	12	24	36	1.4	6	23	8	14	12	10	67	2.7
Sug Sutton	22	0	328	22	72	.306	10	37	.270	9	13	.692	6	18	24	1.1	52	25	22	14	29	1	63	2.9
Monique Billings	6	2	108	13	31	.419	2	4	.500	7	10	.700	10	16	26	4.3	3	13	8	7	8	1	35	5.8
Liz Dixon	18	0	160	11	29	.379	0	0	.000	8	10	.800	14	27	41	2.3	9	13	8	1	8	9	30	1.7
Celeste Taylor	8	0	114	9	19	.474	3	8	.375	4	7	.571	1	6	7	0.9	10	3	7	4	4	3	25	3.1
Morgan Bertsch	8	0	78	6	27	.222	2	14	.143	7	8	.875	7	5	12	1.5	2	10	5	0	9	1	21	2.6
Charisma Osborne	2	0	10	1	2	.500	0	0	.000	0	0	.000	0	1	1	0.5	1	1	1	0	2	0	2	1.0
MERCURY 290	165	6,643	973	2,199	.442	288	851	.338	490	612	.801	224	848	1,072	32.5	645	575	566	222	447	157	2,724	82.5	
OPPONENTS 310	165	6,593	1,013	2,341	.433	297	889	.334	475	612	.776	326	883	1,209	36.6	721	566	575	240	405	108	2,798	84.8	







2024 REGULAR SEASON INDIVIDUAL HIGHS				
		PHOENIX MERCURY	OPPONENTS	
Points	38	Kahleah Copper vs. ATL 05/18/2024	41	A'ja Wilson vs. LVA 09/01/2024
Points in a Quarter	20	Kahleah Copper (4th) at IND 07/12/2024	21	Jackie Young (2nd) vs. LVA 06/13/2024
Points in a Half	26	Kahleah Copper (2nd) vs. ATL 05/18/2024	25	Arike Ogunbowale (2nd) vs. DAL 05/25/2024
Field Goals	15	Kahleah Copper at LVA 05/21/2024	16	A'ja Wilson vs. LVA 09/01/2024
Field Goal Attempts	25	Kahleah Copper at IND 07/12/2024	27	Arike Ogunbowale at DAL 06/09/2024
Field Goal Percentage	1.000	Natasha Mack (4-4) vs. CON 07/01/2024	1.000	Olivia Nelson-Ododa (4-4) at CON 07/14/2024
3-PT Field Goal	7	Diana Taurasi vs. LAS 06/02/2024	8	Rachel Banham at CON 07/14/2024
3-PT FG Attempts	13	Diana Taurasi at LVA 05/14/2024	8	Kayla McBride vs. MIN 06/07/2024
3-PT FG Percentage	1.000	Diana Taurasi vs. DAL 05/25/2024	14	Sabrina Ionescu vs. NYL 06/18/2024
			14	Kelsey Plum at LVA 05/21/2024
Free Throws	18	Kahleah Copper at IND 08/16/2024	13	Breanna Stewart (4-4) vs. NYL 06/18/2024
Free Throw Attempts	19	Kahleah Copper at IND 08/16/2024	1.000	Alissa Pili (4-4) at MIN 05/31/2024
Free Throw Percentage	1.000	Diana Taurasi (9-9) vs. CHI 08/18/2024	13	Natasha Howard at DAL 07/03/2024
Offensive Rebounds	6	Brittney Griner vs. LAS 06/28/2024	17	Natasha Howard at DAL 07/03/2024
Defensive Rebounds	10	Sophie Cunningham vs. CHI 08/18/2024	1.000	A'ja Wilson (11-11) vs. LVA 06/13/2024
Total Rebounds	12	Natasha Mack vs. LAS 06/02/2024	10	Angel Reese vs. CHI 08/18/2024
Assists	12	Natasha Cloud vs. LAS 06/02/2024	15	Tina Charles at ATL 08/21/2024
	12	Natasha Cloud vs. DAL 05/25/2024	20	Angel Reese vs. CHI 08/18/2024
Steals	5	Sophie Cunningham vs. ATL 05/18/2024	14	Jackie Young vs. LVA 09/01/2024
			5	Breanna Stewart vs. NYL 06/18/2024
Blocks	5	Brittney Griner at CHI 08/15/2024	5	Jordan Horston vs. SEA 06/16/2024
Minutes	44:27	Kahleah Copper at DAL 06/09/2024	4	Monique Billings vs. DAL 05/25/2024
Points in Paint	22	Brittney Griner vs. NYL 08/26/2024	4	Arike Ogunbowale at DAL 06/09/2024
Second Chance Points	10	Kahleah Copper vs. ATL 05/18/2024	20	A'ja Wilson vs. LVA 09/01/2024
Fast Break Points	10	Kahleah Copper vs. DAL 05/25/2024	14	Natasha Howard at DAL 07/03/2024
			11	Arike Ogunbowale vs. DAL 05/25/2024

2024 REGULAR SEASON TEAM HIGHS				
MERCURY HIGHS	MERCURY LOWS	CATEGORY	OPPONENTS HIGHS	OPPONENTS LOWS
104 at DAL 07/03/2024	47 at CON 05/28/2024	Points	107 vs. DAL 05/25/2024	65 at CHI 08/15/2024
32 vs. CHI 08/18/2024	6 at ATL 08/21/2024	Points/1st Qtr.	33 (2) at IND 08/16/2024	12 (2) at CHI 08/15/2024
29 (2) vs. NYL 08/26/2024	10 at MIN 06/22/2024	Points/2nd Qtr.	42 vs. LVA 06/13/2024	7 vs. LAS 06/02/2024
56 at DAL 07/03/2024	25 (2) at MIN 06/22/2024	Points/1st Half	55 (2) at MIN 05/31/2024	22 vs. LAS 06/02/2024
34 vs. DAL 05/25/2024	9 at CON 07/14/2024	Points/3rd Qtr.	33 at DAL 07/03/2024	13 at NYL 05/29/2024
30 vs. NYL 06/18/2024	12 at CON 05/28/2024	Points/4th Qtr.	31 vs. DAL 05/25/2024	13 (2) at CHI 08/15/2024
57 vs. DAL 05/25/2024	22 at CON 05/28/2024	Points/2nd Half	55 vs. DAL 05/25/2024	32 at CON 05/28/2024
		Field Goals	39 (2) at IND 07/12/2024	24 vs. LAS 06/02/2024
39 vs. LVA 06/13/2024	15 at CON 05/28/2024	Field Goal Attempts	81 at IND 07/12/2024	59 vs. CON 07/01/2024
80 at DAL 06/09/2024	59 (2) at CHI 08/15/2024	Field Goal Percentage	.561 vs. LVA 09/01/2024	.342 at ATL 08/21/2024
.590 vs. DAL 07/10/2024	.238 at CON 05/28/2024			
16 at LVA 05/21/2024	1 at CON 05/28/2024	3-PT Field Goal	18 vs. NYL 06/18/2024	0 vs. CHI 08/18/2024
36 (2) at IND 08/16/2024	17 (2) at ATL 08/23/2024	3-PT FG Attempts	42 vs. NYL 06/18/2024	14 vs. CHI 08/18/2024
.522 at CHI 08/15/2024	.037 at CON 05/28/2024	3-PT FG Percentage	.500 vs. DAL 05/25/2024	.000 vs. CHI 08/18/2024
28 vs. ATL 05/18/2024	3 vs. NYL 08/26/2024	Free Throws	25 (2) at DAL 07/03/2024	7 at CHI 08/15/2024
32 vs. ATL 05/18/2024	4 vs. NYL 08/26/2024	Free Throw Attempts	34 at DAL 07/03/2024	11 vs. MIN 06/07/2024
.947 vs. SEA 06/16/2024	.583 at MIN 06/22/2024	Free Throw Percentage	.960 vs. LVA 06/13/2024	.500 at CHI 08/15/2024
13 (2) vs. MIN 08/28/2024	2 vs. CON 07/01/2024	Offensive Rebounds	17 vs. CHI 08/18/2024	4 vs. LAS 06/28/2024
34 vs. SEA 06/16/2024	16 vs. CON 07/01/2024	Defensive Rebounds	39 at MIN 06/22/2024	18 at CHI 08/15/2024
43 at CON 05/28/2024	18 vs. CON 07/01/2024	Total Rebounds	47 at ATL 08/21/2024	23 vs. LAS 06/28/2024
26 (3) at CHI 08/15/2024	12 at CON 05/28/2024	Assists	32 vs. LVA 09/01/2024	14 at CHI 08/15/2024
11 vs. LAS 06/02/2024	3 (2) at CON 07/14/2024	Steals	14 vs. NYL 06/18/2024	2 vs. CON 07/01/2024
24 vs. IND 06/30/2024	9 vs. MIN 06/07/2024	Team Fouls	23 at LAS 07/07/2024	9 (2) vs. NYL 08/26/2024
26 vs. LVA 06/13/2024	11 at CON 05/28/2024	Personal Fouls	24 (2) at LAS 07/07/2024	10 vs. NYL 08/26/2024
20 (3) vs. NYL 08/26/2024	6 vs. CON 07/01/2024	Turnovers	21 at DAL 06/09/2024	6 at MIN 05/31/2024
10 at CHI 08/15/2024	1 vs. IND 06/30/2024	Blocks	6 at IND 07/12/2024	1 (5) at ATL 08/21/2024
48 vs. DAL 07/10/2024	10 at IND 08/16/2024	Points in Paint	60 at IND 07/12/2024	18 (2) at MIN 06/22/2024
18 vs. LAS 06/28/2024	1 vs. LVA 09/01/2024	Second Chance Points	25 at CON 07/14/2024	3 vs. LAS 06/28/2024
21 vs. NYL 08/26/2024	1 at CON 07/14/2024	Fast Break Points	21 vs. MIN 06/07/2024	2 at LAS 07/07/2024
28 at CHI 08/15/2024	0 at IND 07/12/2024	Biggest Lead	34 vs. LVA 09/01/2024	0 (3) at ATL 08/23/2024
27 at LVA 05/21/2024	2 vs. CON 07/01/2024	Bench Points	50 at MIN 05/31/2024	2 at LVA 05/21/2024
32 at DAL 06/09/2024	2 at CON 05/28/2024	Points Off Turnovers	28 vs. NYL 08/26/2024	2 at LVA 05/21/2024





2024 Record When...

Mercury vs. Dream - Sep 3



TEAM TREND	W/L	LAST GAME	TEAM TREND	W/L	LAST GAME	PLAYER TREND	W/L	LAST GAME
<4 Mercury w/ 10+ pts	8-10	vs. LVA 9/1/24	Mercury shoot 50.0% or better	7-1	@ CHI 8/15/24	Diana Taurasi w/30+ pts	1-0	vs. LAS 6/2/24
4+ Mercury w/ 10+ pts	8-6	vs. MIN 8/28/24	Opp shoots 50.0% or better	1-2	vs. LVA 9/1/24	Diana Taurasi w/20+ pts	5-3	vs. CHI 8/18/24
5+ Mercury w/ 10+ pts	3-2	vs. MIN 8/28/24	Mercury shoot 45.0% or better	12-3	vs. LVA 9/1/24	Diana Taurasi w/3+ stls	0-1	vs. IND 6/30/24
6+ Mercury w/ 10+ pts	1-0	vs. NYL 6/18/24	Mercury shoot 44.0% or below	4-14	vs. MIN 8/28/24	Diana Taurasi w/10+ pts	13-9	vs. MIN 8/28/24
7+ Mercury w/ 10+ pts	0-0		Mercury shoot 40.0% or below	0-8	vs. MIN 8/28/24	Diana Taurasi w/3+ 3FGM	7-5	@ ATL 8/23/24
8+ Mercury w/ 10+ pts	0-0		Opp shoots 45.0% or better	5-9	vs. LVA 9/1/24	Brittney Griner w/25+ pts	1-1	vs. SEA 6/16/24
Mercury no 20+ pt scorer	1-5	vs. MIN 8/28/24	Opp shoots 40.0% or below	8-2	@ ATL 8/23/24	Brittney Griner w/20+ pts	7-5	vs. LVA 9/1/24
Opp no 20+ pt scorer	6-4	vs. MIN 8/28/24	Mercury w/10+ 3-pointers made	6-5	@ IND 8/16/24	Brittney Griner w/10+ pts	11-10	vs. LVA 9/1/24
2+ Mercury w/20+ pt scorer	10-5	@ CHI 8/15/24	Opp w/10+ 3-pointers made	8-8	vs. LVA 9/1/24	Brittney Griner w/10+ REB	1-0	vs. LAS 6/28/24
2+ Opp w/20+ pt scorer	6-6	@ IND 8/16/24	Mercury w/15+ 3-pointers made	2-1	vs. NYL 6/18/24	Brittney Griner w/3+ stls	2-0	vs. DAL 7/10/24
3+ Mercury w/20+ pt scorer	1-0	@ DAL 6/9/24	Opp w/15+ 3-pointers made	2-0	vs. NYL 6/18/24	Brittney Griner w/double-double	1-0	vs. LAS 6/28/24
3+ Opp w/20+ pt scorer	1-1	@ IND 7/12/24	Mercury 3FG% 40.0% or better	7-2	@ CHI 8/15/24	Kahleah Copper w/30+ pts	6-3	@ IND 8/16/24
Mercury w/30+ pt scorer	8-3	@ IND 8/16/24	Opp 3FG% 40.0% or better	4-5	vs. MIN 8/28/24	Kahleah Copper w/20+ pts	12-7	@ ATL 8/21/24
Opp w/30+ pt scorer	1-4	vs. LVA 9/1/24	Mercury FT% 80.0 or better	9-6	@ ATL 8/21/24	Kahleah Copper w/3+ 3FGM	8-5	@ CHI 8/15/24
All 5 Starters w/10+ pts	2-0	@ DAL 7/3/24	Opp FT% 80.0 or better	4-9	vs. LVA 9/1/24	Kahleah Copper w/10+ pts	15-14	vs. LVA 9/1/24
Opp 5 Starters w/10+ pts	2-0	vs. NYL 6/18/24	Mercury FT% below 70.0	3-3	@ CHI 8/15/24	Kahleah Copper w/10+ REB	1-0	@ LAS 7/7/24
2+ reserves w/10+ pts	0-1	vs. LVA 6/13/24	Opp FT% below 70.0	3-2	vs. CHI 8/18/24	Kahleah Copper w/3+ stls	1-0	@ LVA 5/21/24
Opp 2+ reserves w/10+ pts	0-1	@ MIN 5/31/24	Mercury FTM >= Opp FTA	10-4	vs. MIN 8/28/24	Kahleah Copper w/double-double	1-0	@ LAS 7/7/24
3+ reserves w/10+ pts	0-0		Opp FTM >= Mercury FTA	2-10	vs. NYL 8/26/24	Sophie Cunningham w/10+ pts	6-6	vs. LVA 9/1/24
Opp 3+ reserves w/10+ pts	0-1	@ MIN 5/31/24	Mercury FG% >= Opp FG%	14-4	vs. NYL 8/26/24	Sophie Cunningham w/20+ pts	0-1	@ IND 7/12/24
Mercury <20 pts. in 1st qtr	3-13	vs. LVA 9/1/24	Opp FG% >= Mercury FG%	1-13	vs. LVA 9/1/24	Sophie Cunningham w/3+ stls	1-1	@ CON 5/28/24
Opp <20 pts. in 1st qtr	11-6	vs. NYL 8/26/24	Mercury w/30+ FTA	2-0	vs. CHI 8/18/24	Sophie Cunningham w/10+ REB	1-0	vs. CHI 8/18/24
Mercury w/30+ pts in 1st qtr	2-0	vs. CHI 8/18/24	Opp w/30+ FTA	1-1	@ DAL 7/3/24	Sophie Cunningham w/3+ 3FGM	3-3	vs. LVA 9/1/24
Opp w/30+ pts in 1st qtr	0-2	@ IND 8/16/24	Mercury w/20+ asts	12-4	vs. LVA 9/1/24	Sophie Cunningham w/double-double	1-0	vs. CHI 8/18/24
Mercury under 50 pts 1st half	11-16	vs. LVA 9/1/24	Opp w/20+ asts	12-11	vs. LVA 9/1/24	Natasha Cloud w/20+ pts	2-1	@ LAS 7/7/24
Opp under 50 pts 1st half	16-11	vs. MIN 8/28/24	Mercury w/25+ asts	2-2	@ CHI 8/15/24	Natasha Cloud w/10+ asts	6-2	@ WAS 7/16/24
Mercury 50+ pts 1st half	5-1	vs. CHI 8/18/24	Opp w/25+ asts	5-4	vs. LVA 9/1/24	Natasha Cloud w/10+ FTA	1-0	vs. WAS 5/23/24
Opp 50+ pts 1st half	0-6	vs. LVA 9/1/24	Mercury w/30+ asts	0-0		Natasha Cloud w/3+ 3FGM	2-3	vs. NYL 8/26/24
Mercury 60+ pts in 1st half	0-0		Opp w/30+ asts	0-1	vs. LVA 9/1/24	Natasha Cloud w/double-double	5-1	@ WAS 7/16/24
Opp 60+ pts in 1st half	0-0		Mercury asts >= Opp asts	7-4	@ ATL 8/23/24	Natasha Cloud w/3+ stls	2-4	@ IND 8/16/24
Mercury lead by 10+ pts	13-2	@ ATL 8/23/24	Opp asts >= Mercury asts	8-13	vs. LVA 9/1/24	Rebecca Allen w/15+ pts	1-0	vs. NYL 6/18/24
Opp leads by 10+ pts	2-16	vs. LVA 9/1/24	Mercury w/12 or fewer TOs	8-7	@ ATL 8/23/24	Rebecca Allen w/3+ 3FGM	2-2	@ DAL 7/3/24
Games decided by 10+ points	6-10	vs. LVA 9/1/24	Opp w/12 or fewer TOs	8-8	@ ATL 8/23/24	Rebecca Allen w/10+ pts	2-2	@ DAL 7/3/24
Games decided by 4-9 points	6-6	@ ATL 8/21/24	Mercury w/20+ TOs	1-2	vs. NYL 8/26/24	Rebecca Allen w/3+ stls	1-0	vs. LAS 6/28/24
Games decided by 3 or less points	4-1	@ ATL 8/23/24	Opp w/20+ TOs	1-0	@ DAL 6/9/24	Natasha Mack w/10+ pts	0-1	@ IND 7/12/24
Both teams score 100+ pts	0-0		Mercury TO >= Opp TO	7-10	vs. LVA 9/1/24	Natasha Mack w/10+ REB	2-1	vs. LAS 6/2/24
Both teams under 100 pts	14-15	vs. LVA 9/1/24	Opp TO >= Mercury TO	8-6	@ WAS 7/16/24	Natasha Mack w/3+ stls	1-1	@ WAS 7/16/24
Mercury score under 100 pts	14-17	vs. LVA 9/1/24	Mercury w/50+ REB	0-1	@ CON 5/28/24	Monique Billings w/10+ pts	1-0	vs. CHI 8/18/24
Opp scores under 100 pts	16-15	vs. LVA 9/1/24	Opp w/50+ REB	2-6	@ ATL 8/21/24			
Mercury score 100+ pts	2-0	vs. DAL 7/10/24	Mercury REB >= Opp REB	4-2	@ LAS 7/7/24			
Opp scores 100+ pts	0-2	vs. LVA 6/13/24	Opp REB >= Mercury REB	12-13	vs. LVA 9/1/24			
Mercury score 110+ pts	0-0		Mercury w/10+ more REB than Opp	1-0	vs. LAS 6/28/24			
Opp scores 110+ pts	0-0		Opp w/10+ more REB than PHO	1-8	vs. LVA 9/1/24			
Mercury tied or lead after the 3rd qtr	14-1	@ ATL 8/23/24	Mercury w/10+ stls	2-0	vs. LAS 6/2/24			
Mercury tied or lead at halftime	13-2	vs. NYL 8/26/24	Opp w/10+ stls	3-5	vs. LVA 9/1/24			
Mercury tied or lead after 1st qtr	12-3	@ ATL 8/23/24	2+ Mercury w/double-double	0-0				
Mercury trailing after the 3rd qtr	2-16	vs. LVA 9/1/24	2+ Opp w/double-double	2-3	vs. LVA 9/1/24			
Mercury trailing at halftime	3-15	vs. LVA 9/1/24	3+ Mercury w/double-double	0-0				
Mercury trailing after 1st qtr	4-14	vs. LVA 9/1/24	3+ Opp w/double-double	0-1	@ IND 7/12/24			
1st game Back-to-Back	1-2	@ CHI 8/15/24	Mercury PITP >= Opp PITP	9-7	vs. MIN 8/28/24			
2nd game Back-to-Back	0-3	@ IND 8/16/24	Opp PITP >= Mercury PITP	7-9	vs. LVA 9/1/24			
1st game after a win	7-9	vs. NYL 8/26/24	Mercury 2CP >= Opp 2CP	3-3	@ IND 7/12/24			
1st game after a loss	9-7	vs. LVA 9/1/24	Opp 2CP >= Mercury 2CP	12-12	vs. LVA 9/1/24			
On Monday	0-2	vs. NYL 8/26/24	Mercury FB Pts >= Opp FB Pts	7-3	vs. NYL 8/26/24			
On Tuesday	3-3	@ WAS 7/16/24	Opp FB Pts >= Mercury FB Pts	8-13	vs. LVA 9/1/24			
On Wednesday	2-3	vs. MIN 8/28/24	+3 Blocks	16-12	vs. MIN 8/28/24			
On Thursday	2-1	@ CHI 8/15/24	+5 Blocks	12-7	@ ATL 8/23/24			
On Friday	3-3	@ ATL 8/23/24						
On Saturday	1-2	@ MIN 6/22/24						
On Sunday	5-3	vs. LVA 9/1/24						
May	3-5	@ MIN 5/31/24						
June	6-4	vs. IND 6/30/24						
July	4-3	@ WAS 7/16/24						
August	3-4	vs. MIN 8/28/24						
September	0-1	vs. LVA 9/1/24						

