

ATLANTA DREAM BASKETBALL

2023 GAME NOTES

Fight For The Dream

2023 REGULAR SEASON SCHEDULE

Date	Opponent	Time (ET) / Result	TV / Stream
May 20	at Dallas	L, 78-85	ABC
May 23	at Minnesota	W, 83-77	Twitter, BSSE
May 28	vs. Indiana*	L, 90-87	NBA TV, BSSE
May 30	vs. Chicago*	W, 65-83	Twitter, BSSE
June 2	vs. Las Vegas	L, 92-87	ION TV
June 9	vs. New York*	L, 106-83	ION TV
June 11	vs. Connecticut*	L, 77-89	ESPN3, BSSO
June 13	at New York*	W, 86-79	CBSSN, BSSE
June 15	at Connecticut*	W, 92-88 (OT)	Amazon, BSSO
June 18	at Indiana*	W, 100-94	CBSSN, BSSO
June 20	at Dallas	L, 73-85	NBA TV, BSSE
June 23	vs. New York	L, 80-110	ION TV
June 28	at Washington*	L, 86-109	NBA TV, BSSE
June 30	vs. Washington*	W, 94-89	ION TV
July 2	vs. Los Angeles	W, 112-84	ESPN3, BSSO
July 5	at Los Angeles	W, 90-79	CBSSN, BSSE
July 7	at Chicago*	W, 82-68	ION TV
July 9	at Chicago	W, 88-77	BSSE
July 12	vs. Seattle	W, 85-75	BSSE
July 18	vs. Minnesota	W, 82-73	NBA TV, BSSE
July 20	at Connecticut	L, 71-82	NBA TV, BSSE
July 22	vs. Connecticut	L, 78-86	ESPN
July 25	vs. Phoenix	W, 78-65	BSSE
July 27	at New York	L, 84-95	Amazon, BSSE
July 30	vs. Washington	W, 80-73	ESPN3, BSSO
Aug 1	at Las Vegas	L, 72-93	BSSE
Aug 3	at Phoenix	L, 71-91	Amazon, BSSO
Aug 6	vs. Indiana	W, 82-73	ESPN3, BSSO
Aug 10	at Seattle	L, 67-68	NBA TV, BSSE
Aug 12	at Los Angeles	L, 74-85	BSSO
Aug 13	at Las Vegas	L, 65-86	CBSSN, BSSE
Aug 18	vs. Chicago	W, 78, 67	ION TV
Aug 22	vs. Las Vegas	L, 100-112	CBSSN, BSSE
Aug 25	vs. Los Angeles	L, 78-83	ION TV
Aug 27	at Indiana	L, 83-80	NBA TV, BSSO
Aug 29	vs. Phoenix	W, 94-76	BSSE
Sept 1	at Minnesota	L, 81-95 (OT)	ION TV
Sept 6	vs. Seattle	W, 79-68	NBA TV, BSSE
Sept 8	at Washington	W, 80-75	ION TV
Sept 10	vs. Dallas	1:00 p.m.	BSSO

* Commissioner's Cup game

BSSO = Bally Sports South / BSSE = Bally Sports Southeast

CBSSN = CBS Sports Network / Amazon = Amazon Prime Video

2023 WNBA Standings

as of Wednesday 30th of August

#1	Las Vegas Aces	33-6 X
#2	New York Liberty	32-7 X
#3	Connecticut Sun	27-12 X
#4	Dallas Wings	21-18 X
#5	Atlanta Dream	19-20 X
#6	Minnesota Lynx	19-20 X
#7	Washington Mystics	18-21 X
#8	Chicago Sky	17-22 X
#9	Los Angeles Sparks	16-23 O
#10	Indiana Fever	12-27 O
#11	Seattle Storm	11-28 O
#12	Phoenix Mercury	9-30 O

Key: X = Clinched O = Eliminated



ATLANTA DREAM vs DALLAS WINGS

Atlanta, GA.. • Gateway Center Arena

Sunday September 10, 1:00 p.m. ET

Game 40 • Bally Sports South

PxP: Angel Gray • Analyst: Tabitha Turner • Sideline: Autumn Johnson



PROBABLE STARTERS

G #3 DANIELLE ROBINSON PPG: 5.8 / APG: 3.4 / FG: 46.3% 5-9 | 137 | 11 yrs | Oklahoma

2023: Overtook Tanisha Wright and Shannon Johnson to move into the Top 10 All-Time in career assists... Scored her 3,000th point against Washington (6/28) to become the 90th WNBA player to do so... 32 assists away from 1,000 career assists... Team-high 6 assists against the Sparks (7/5)... Season-high of 17 points against the Aces (8/22).

G #15 ALLISHA GRAY PPG: 17.2 / APG: 3.1 / FG: 46.9% 6-0 | 167 | 6 yrs | South Carolina

2023: Scored a career-high 27 points and recorded her second double-double of the season in the overtime win against the Sun (6/15)... Led the team with 26 points with 10 boards in the Dream's first victory of the season against Minnesota (5/23) for her 7th career double-double... Hit a career-high 10 free throws against the Sun (6/11)... Led the Dream against the Mystics with 26 points, 5 rebounds and 4 assists... Led the Dream in points (25), rebounds (8) and assists (6) against the Liberty (7/27)... Eclipsed 600 points on season.

F #10 RHYNE HOWARD PPG: 17.4 / RPG: 5.0 / APG: 3.4 6-3 | 175 | 1 yr | Kentucky

2023: Named 2023 WNBA All-Star for her second time in as many years... Scored a career high 43 points, on 70% shooting against the Sparks (7/2), 13th highest point total in WNBA history and 2nd highest in franchise history... Quickest Dream player in history to score 1000 points (59)... First career double-double with a team-leading 20 points and career-best 10 rebounds at Dallas (5/20)... Became the fastest player in league history to reach 100 made three-pointers, doing it in 40 games... Eclipsed 600 points on season.

F #25 MONIQUE BILLINGS PPG: 4.7 / RPG: 4.9 / FG: 40.1% 6-4 | 192 | 5 yrs | UCLA

2023: Tallied 6 points and 4 rebounds in 19 minutes at Minnesota (5/23) earning the highest +/- of the team with a +12... Led the team in rebounds in consecutive games against Dallas (6/20) with 7 boards and against New York (6/23) with 9... Recorded 10th career double-double with 10 points and 10 rebounds against the Sparks (8/25)... Recorded 11th career double-double against Storm with 15 points, 14 rebounds (9/6).

C #32 CHEYENNE PARKER PPG: 15.1 / RPG: 6.8 / BPG: 1.5 6-4 | 193 | 8 yrs | Middle Tennessee St.

2023: 2023 All-Star for the first time in her ninth year in the WNBA... Double-doubles: 6 season / 21 career... Scored a career-high 25 points against the Las Vegas Aces (6/2) and 11 rebounds... Had 3 blocks and 2 steals against Dallas (6/20)... Dropped 23 pts, 8 rebounds and 3 blocks against the Mystics (6/28)... 14 points and 10 rebounds for her fifth double-double against Chicago (7/7).

2023 RECORDS

2023	Record	Home	Road	OT
Overall	19-20	11-8	8-12	1-1
Eastern	11-9	5-5	6-4	1-0
Western	8-11	6-3	2-8	0-1
Commissioner's Cup	6-4	2-3	4-1	1-0

GAME STATUS REPORT

Nia Coffey - OUT (Hand)

RECENT TRANSACTIONS

July 4 - The Atlanta Dream activated Iliana Rupert

July 3 - The Atlanta Dream waived Taylor Mikesell

2023 ATLANTA DREAM ROSTER

#	Player	Pronouns	Pos	Ht	Wt	DOB	Exp	From	Instagram
00	Naz Hillmon	she/her	F	6-2	190	April 5, 2000	1	Michigan/USA	@naz_hillmon
2	Aari McDonald	she/her	G	5-6	141	Aug. 20, 1998	2	Arizona/USA	@aarimcdonald
3	Danielle Robinson	she/her	G	5-9	137	May 10, 1989	11	Oklahoma/USA	@danirob13
7	Laetitia Amihere	she/her	F	6-4	185	July 10, 2001	R	South Carolina/Canada	@_theblackqueen_
10	Rhyne Howard	she/her	G	6-3	175	April 29, 2000	1	Kentucky/USA	@rhyne.howard
12	Nia Coffey	she/her	F	6-1	182	June 11, 1995	6	Northwestern/USA	@niacoffey
13	Haley Jones	she/her	F-G	6-1	187	May 23, 2001	R	Stanford/USA	@haley.jonesss
15	Allisha Gray	she/her	G	6-0	160	Jan. 12, 1995	6	South Carolina/USA	@graytness_15
21	Iliana Rupert	she/her	C	6-4	189	July 12, 2001	1	Tango Bourges/France	@iliana.12
23	AD Durr	they/them	G	5-10	151	April 5, 1997	2	Louisville/USA	@asiadurr
25	Monique Billings	she/her	F	6-4	185	May 2, 1996	5	UCLA/USA	@monique.billings
32	Cheyenne Parker	she/her	F	6-4	198	Aug. 22, 1992	8	Middle Tenn./USA	@1_born_queen

#	Player	Pronouns	Pos	Ht	Wt	DOB	Exp	From	Instagram
7	Laetitia Amihere	she/her	F	6-4	185	July 10, 2001	R	South Carolina/Canada	@_theblackqueen_
25	Monique Billings	she/her	F	6-4	185	May 2, 1996	4	UCLA/USA	@ monique.billings
12	Nia Coffey	she/her	F	6-1	182	June 11, 1995	5	Northwestern/USA	@niacoffey
23	AD Durr	they/them	G	5-10	151	April 5, 1997	1	Louisville/USA	@asiadurr
15	Allisha Gray	she/her	G	6-0	160	Jan. 12, 1995	6	South Carolina/USA	@ graytness_15
00	Naz Hillmon	she/her	F	6-2	190	April 5, 2000	R	Michigan/USA	@naz_hillmon
10	Rhyne Howard	she/her	G	6-3	175	April 29, 2000	R	Kentucky/USA	@rhyne.howard
13	Haley Jones	she/her	F-G	6-1	187	May 23, 2001	R	Stanford/USA	@ haley.jonesss
2	Aari McDonald	she/her	G	5-6	141	Aug. 20, 1998	1	Arizona/USA	@aarimcdonald
32	Cheyenne Parker	she/her	F	6-4	198	Aug. 22, 1992	7	Middle Tenn./USA	@1_born_queen
3	Danielle Robinson	she/her	G	5-9	137	May 10, 1989	11	Oklahoma/USA	@danirob13
21	Iliana Rupert	she/her	C	6-4	189	July 12, 2001	1	Tango Bourges/France	@iliana.12

Head Coach – Tanisha Wright (second season, Penn State)

Assistant Coach - Vickie Johnson (first season, Louisiana Tech)

Assistant Coach - Paul Goriss (second season)

Assistant Coach - Barbara Turner (second season, Connecticut)

Athletic Trainer - Natalie Trotter (fourth season, Valdosta State/Troy)

Basketball Technology + Content - Sydney Durrah (fourth season, Maryland)

Senior Director of Operations - Brooklyn Cartwright (third season, Georgia Southern)

Player Development Coach - Dale McNeil (second season, Benedict College)

Assistant Athletic Trainer / S&C Coach - Katie Buria (second season, Wisconsin-River Falls)

PRONUNCIATION GUIDE

Laetitia Amihere - luhTEE-shuh ah-ME-hear

Nia Coffey - NEE-uh

AD Durr - A. D.

Allisha Gray - AL-ee-shuh

Naz Hillmon - NAHZ

Rhyne Howard - like Ryan

Aari McDonald - AIR-ee

Iliana Rupert - ill-e-AH-nuh roo-PAIR

How The Team Was Built

Through the Draft:	Monique Billings, 15 th overall pick, 2018 Aari McDonald, 3 rd overall pick, 2021 Rhyne Howard, 1 st overall pick, 2022 Naz Hillmon, 15 th overall pick, 2022 Haley Jones, 6 th overall pick, 2023 Laetitia Amihere, 8 th overall pick, 2023
Via Trade:	AD Durr, 6/8/22 Danielle Robinson, 1/13/23 Allisha Gray, 1/18/23
Via Free Agency:	Cheyenne Parker, 2/1/21 Nia Coffey, 2/1/23 Iliana Rupert, 2/11/23

QUICK FACTS

GENERAL

Full Name: Atlanta Dream
 Location: Atlanta, Ga.
 Inaugural Season: 2008
 Colors: Red, Gray, White, Blue
 Owners: Larry Gottesdiener, Suzanne Abair, Renee Montgomery
 Dream Pursued, LLC
 TV: Bally Sports/ABC/ESPN/CBS Sports Network

COACHING STAFF

Head Coach: Tanisha Wright
 Years with Dream: Second Season
 Career Record as HC: 33-42
 Record with Dream as HC: 33-42
 Alma Mater: Penn State
 Assistant Coach: Vickie Johnson (Louisiana Tech)
 Assistant Coach: Paul Goriss
 Assistant Coach: Barbara Turner (Connecticut)
 Head Athletic Trainer: Natalie Trotter (Valdosta State)
 Sr. Director of Basketball Ops: Brooklyn Cartwright (Georgia Southern)
 Basketball Technology, Content: Sydney Durrah (Maryland)
 Player Development Coach: Dale McNeil (Benedict)
 Assistant AT / S&C Coach: Katie Buria (UW-River Falls)

TEAM INFORMATION

2022 Record: 14-22
 2022 Home Record: 8-10
 2022 Road Record: 6-12
 2022 vs. Eastern Conference: 5-13

DREAM HISTORY

First Year: 2008 (15th Season)
 Regular Season Record: 240-296
 Regular Season Home Record: 144-124
 Regular Season Road Record: 95-173
 Playoff Record: 15-19 (9 Appearances)
 Best Finish: WNBA Finals (2010, 2011, 2013)
 WNBA Championships: 0
 Eastern Conference Championships: 3 (2010, 2011, 2013)



HOW THE ATLANTA DREAM REBUILT A BROKEN WNBA FRANCHISE

M.A. VOEPEL FOR ESPN.COM

When they joined the Atlanta Dream in October 2021, coach Tanisha Wright and general manager Dan Padover took stock of their new WNBA team. It didn't take long.

Atlanta had just three players under contract -- one of whom had missed two-thirds of the 2021 season under suspension -- and a 2022 first-round draft pick. The Dream had gone a combined 23-65 from 2019 to 2021 and had a contentious separation from one of its former owners.

The mission for the new ownership group, front office and coaches was nothing short of an overhaul. But how do you fix a broken franchise? It starts from the top.

"Our league deserves owners who are just as passionate about this as we are," said Wright, who played in the WNBA for 14 seasons before becoming a coach. "I think that's exactly the type of ownership group that we have now: They're excited not only for the Atlanta Dream, but for the growth of the WNBA as a whole."

The Dream finished 2022 at 14-22 and just out of the playoffs, and No. 1 draft pick Rhyne Howard was WNBA Rookie of the Year. In the offseason, Atlanta had a handful of headlining acquisitions, including Allisha Gray, the 2017 rookie of the year. And entering the 2023 season -- which opens for the Dream on May 20 (1 p.m. ET, ABC) at the Dallas Wings -- there's an energetic feeling of potential.

"We know how hard we can work and what we can accomplish," Howard said. "It's only up from here. It's gonna be a good journey."

The vibe is much different than the summer of 2020, when the Dream organization seemed in crisis as the players' relationship with then-Atlanta ownership became fractured beyond repair.

Real estate investor Larry Gottesdiener knew this when he bought the Dream in February 2021 with an ownership trio that included former WNBA player Renee Montgomery.

Gottesdiener has made a fortune looking at spaces, imagining what could be there and then making it happen. The Dream, who entered the WNBA in 2008 as an expansion franchise and made three trips to the WNBA Finals between 2010 and 2013, weren't literally building from the ground up in 2021, but it felt like it.

Read the rest of this piece on ESPN.com.

DREAM PUBLIC RELATIONS AND SOCIAL MEDIA

Public Relations Coordinator Liam Branley
 Phone: 762-728-1095 (C)
 Email: liam.branley@atlantadream.com

Twitter @AtlantaDream
 Instagram atlantadream
 Facebook /AtlantaDream
 PR Twitter @ATLDRdreamPR

NOTES AND STORYLINES

Upcoming Milestones

Rhyne Howard to make 200 3-pointers

- 19 made 3s remaining

Danielle Robinson to reach 1000 rebounds

- 12 rebounds remaining

Allisha Gray to reach 500 assists, 1000 rebounds

- 27 assists, 55 rebounds remaining

Haley Jones to reach 100 assists, 100 rebounds

- 10 assists, 10 rebounds remaining

Aari McDonald to reach 100 steals

- 7 steals remaining

September

Howard Tops Statsheet

Rhyne Howard scored 21 points and grabbed 12 rebounds to lead the Dream to fifth place in the standings in Friday night's win against the Washington Mystics. Howard led the team in points, rebounds, assists (4), steals (2) and blocks (1), posting her second double-double of the season.

Allisha Gray and Cheyenne Parker scored 17 points apiece, as Atlanta claimed another regular-season series win against D.C. Parker has a final shot at history on Sunday. She needs 13 points to score 600 on the season, which would mark the first time in franchise history that three players have scored more than 600 points in the same season.

Billings' Career Night leads to Postseason Berth

Monique Billings scored 15 points on 6-for-11 shooting and grabbed 14 rebounds as the Dream clinched a playoff berth with a 79-68 victory over Seattle on Wednesday (9/6).

Billings surpassed 1,000 career rebounds with her 14 boards -- including a career-high 12 defensive rebounds. She finished the game with her eleventh career double-double and second of the season. WNBA All-Stars Cheyenne Parker and Allisha Gray added a combined 35 points in the victory.

The postseason berth is the ninth in team history and the first for the Dream since 2018. The first round of the 2023 WNBA Playoffs presented by Google is scheduled to begin on Sept. 13.

Dream Guards Make More History

Both Rhyne Howard and Allisha Gray eclipsed the 600-point mark on the season, marking the first time in franchise history that two Dream players have scored 600 points in a single season. With two regular season games remaining, Howard leads the team with 662 points, while fellow guard Gray has scored 636.

Forward Cheyenne Parker looks to join Howard and Gray in the 600 Club, needing to score 13 more points to reach 600 this season. The 2023 WNBA All-Star has scored 20 or more points in four of her last six games, making the feat attainable before the end of the regular season.

August

ATL All-Stars Break Franchise History

Cheyenne Parker recorded her seventh double-double of the season against Indiana (8/27) with 24 points and 10 rebounds, but that wasn't her only highlight. With her 16th point of the game, she joined guards Allisha Gray and Rhyne Howard in eclipsing 500 points on the season, the first time in franchise history that three players have each breached the 500 milestone in a season. The accolades keep mounting for the trio who have individually and as a group cemented themselves in Dream history.

Howard In A League Of Her Own

Howard's 17-point night against Indiana (8/27) propelled her to 600 points on the season. Howard is the first player in franchise history to score 600 points in a season since Angel McCoughtry scored 643 in 2016. In her second year in the WNBA, the sky is the limit for Howard with her scoring ability continuing to excel as she keeps rewriting the record book.

Monique's Magical Night

Monique Billings checked off several milestones in Friday's game against Los Angeles. The Dream forward hit the 1,000-point mark during her last field goal of the contest. Billings finished the game with 10 points and 10 rebounds -- one on the offensive glass and nine defensive boards -- to finish with her first double-double of the season. It serves as the UCLA alum's 10th career double-double in her sixth season of WNBA play.

The 2018 second-round pick is chasing another milestone. Billings is 23 rebounds away from grabbing 1,000 in her career.

Windy City Sweep

Atlanta's win against Chicago (8/18) not only boosted the Dream back to .500 but also served as a regular-season sweep against the Sky. The 4-0 sweep is the Dream's first sweep of the Sky in franchise history, delivering payback to a Chicago team that swept Atlanta in three games during the 2022 season.

Dream Duo

Allisha Gray and Rhyne Howard's scoring dominance this season has set the new normal for the Dream. Both players eclipsed 500 points scored this season against Seattle on Aug. 10. Howard has scored 641 points to Gray's 619.

In her seventh WNBA season and first with the Dream, Gray has already eclipsed her previous high of 441 points as a rookie in Dallas in 2017. Gray's breakout performance this season has put her name at the forefront of voters' minds when it comes to this year's most improved player. For Howard, the records keep stacking up in her second season in the WNBA. She has already become the first Dream player in franchise history to score 500 or more points in their first two years in the league.

This is only the second time Dream teammates have reached beyond the 500-point mark -- Angel McCoughtry and Iziane Castro Marques scored more than 500 points in 2010. Additionally, Cheyenne Parker

NOTES AND STORYLINES

scored 500 points in her game against the Fever (8/27), while Howard reached 600 points against the Fever (8/27)

Dream Fans Showing Out With No Sign Of Slowing

The Dream's passionate and loyal fanbase have done it again! Atlanta surged to double-digits in sellouts with their tenth of the season on Sunday (8/6) against the Indiana Fever. Sunday's sellout marks the fourth consecutive for Atlanta and the trademark electric atmosphere is resulting in a formidable fortress for all Dream opponents.

July

Wright Wins Coach Of The Month

Dream Head Coach, Tanisha Wright was named the WNBA Coach of the Month for July 2023, after an 8-3 record in the month. The Dream started the month off with six straight wins – including a record-setting 112 points in a win over Los Angeles on July 2. Entering the month 6-8, Wright led the team to critical wins that put them back over .500 and up as high as fourth in the WNBA standings.

23rd Dream Sights Set On Playoffs

After the win against Washington (7/30) the Dream have now tied their win total from the 2022 season (14) with 15 games still remaining. The Dream have been flirting with the top four in the standings and will look to prove their legitimacy in a heavyweight clash with the cream of the crop, the Las Vegas Aces. Atlanta will enter the last third of the regular season looking to cement not only a playoff spot but first-round home court advantage.

Howard Cemented In Dream History

Rhyné Howard became the fastest player in Atlanta Dream history to score 1,000 career points in just 59 games. The achievement came in typical Howard fashion with a shot from behind the arc early in the second quarter against Washington (7/30).

Top 10 D-Rob

Danielle Robinson now sits alone in 10th spot on the WNBA All-Time career assists with 1426. After recording four assists against the Mercury (7/25), the veteran point guard overtook her current head coach, Tanisha Wright (1423) and Shannon Johnson (1424) in one game to secure her top 10 status.

Dream Star-Power On Full Display In Vegas

First-time All-Stars Cheyenne Parker and Allisha Gray were joined by two-time All-Star Rhyné Howard in the 2023 AT&T WNBA All-Star Game on Saturday, July 15. Atlanta was one of only three teams with three or more players in the game, joining New York (3) and Las Vegas (4). All three Dream players scored in double digits, combining for 40 – Howard led with 16, Parker put up 14 and Gray finished with 10. All three players hit a four-point shot in the game, with Parker leading the team going 3-of-4 from beyond the arc. Howard led the Team Wilson bench with three assists.

Atlanta's New Big 3

Rhyné Howard was called up as a 2023 AT&T WNBA All-Star, the league announced on Tuesday, July 11, her second All-Star nod. Howard joined Dream teammates Gray and Parker on Team Wilson

in the game, stepping in as an injury replacement for the Washington Mystics' Elena Delle Donne.

The Dream's Big Three put the entire WNBA on notice as they led the team's surge up the standings. The Dream owned the longest active win streak before the All-Star Break, winning six games in a row. The last time a Dream team did this was 2018, when it finished 1st in the conference and made the Eastern Conference Finals.

Gray and Parker were both named 2023 AT&T WNBA All-Stars. Both players earned their first-ever WNBA All-Star nod in the middle of career-best seasons.

Only three teams sent three or more representatives in the All-Star game - Atlanta joined only the "superteams" Las Vegas (4) and New York (3).

Dream Eye Top 4

The Atlanta Dream (11-8) are level with the Washington Mystics (11-8) who are currently sitting in fourth place in the standings. The Dream now sit with the upper echelon of the league, and now look to break away from Washington and hold down a top four spot going into the back-half of the season.

Cheyenne Parker Double-Double Machine

Cheyenne Parker recorded her third consecutive double-double with 18 points and 11 rebounds (the last player to achieve this in a Dream uniform was Sancho Lyttle in 2016). This marks her 6th double-double of the season and 21st of her career.

Dream Answer Wright's Call for Consistency

Atlanta Dream's Head Coach, Tanisha Wright has been vocal about asking her young squad to focus on consistency throughout the season. After the 90-79 win against the Sparks (7/5), Atlanta had won three in a row, moving to .500 on the season. To make things sweeter, the Dream have scored 90+ points in each of those wins, the first time that has happened this season.

Howard's Historic Scoring Performance

Rhyné Howard now owns the second 40-point scoring game in Dream history, with 43 points on 70% shooting against the Sparks (7/2). Betty Lennox owns the franchise record of 44. Howard currently has the second-highest score this season, behind Breanna Stewart who had 45. Howard's 43-point performance sits 13th all-time in scoring in the WNBA.

June

Howard Does it Again

Rhyné Howard broke franchise history again on Friday night against the Mystics, making it 25 games in a row with at least one made 3-pointer. Howard holds the longest active streak in the WNBA and now owns the Dream franchise record after overtaking Renee Montgomery (24).

Dream SNAP Mystics cold streak

The Dream broke a seven-game losing streak to Washington, defeat-

NOTES AND STORYLINES

ing them 94-89 in front of a sold-out Atlanta crowd (6/30). First time All-Star, Allisha Gray led the Dream with 26 points and Rhyné Howard dished out a career high 8 assists, including four to Gray.

Danielle Robinson Joins Elite Scoring Club

The 11-year WNBA veteran scored her 3000th career point against the Washington Mystics (6/28) in style with a bucket from outside the arc only hitting net. Robinson is the 90th player in WNBA history to achieve the milestone.

Dream Take Three of Four on Road Trip

The Atlanta Dream won three of their four games as a part of the team's last road trip - defeating conference leaders New York and Connecticut before picking up a road win over Indiana. The Dream fell to Dallas on Tuesday to close the road stand.

Dream Snap losing streak to the Sun in overtime classic

Atlanta snapped a seven-game losing streak to Connecticut on Thursday night 92-88. The Dream closed a 10-point halftime gap inspired by scoring from Allisha Gray (27), Rhyné Howard (19) and Cheyenne Parker (19).

Six Players with 12+ Lead Dream to W over Liberty

For the first time in franchise history and for the second time in league history, the Dream had six players with 12+ points in a single game: Allisha Gray (16), Haley Jones (13), AD Durr (13), Rhyné Howard (12) Nia Coffey (12) and Monique Billings (12) heavily contributed to the Dream's 86-79 win against New York (6/13).

Dream Start To June Road Trip

The Dream began their four-game road trip with a seven point victory over the New York Liberty 86-79. Outscoring New York 27-9 in bench points, the Dream were energized by AD Durr and Monique Billings who combined for 25 of those points.

Howard makes HISTORY, breaks a 25-year-old WNBA Record

Dream guard Rhyné Howard reached 100 made 3-pointers in only 40 games on Friday night against New York (6/9), setting a WNBA record. She is the fastest to ever reach the milestone (40 games), defeating Cynthia Cooper's 41-game record set back in 1998.

WNBA Commissioner's Cup

The third annual Commissioner's Cup presented by Coinbase is an in-season competition throughout the regular season, with players competing for a prize pool and an additional pool of money for charitable and civic organizations. The Dream's Commissioner's Cup games are denoted with an asterisk on the first page of these notes.

The Dream posted a 6-4 record in the competition, donating \$14,000 to local nonprofit Helping Mamas, an organization that provides essential baby items to organizations serving women and children in need.

Rhyné Howard Lands SLAM Magazine Cover

2022 WNBA Rookie of the Year, All-Star and No. 1 overall Draft pick Rhyné Howard landed her first SLAM Magazine cover, the magazine

announced on Friday, May 19. Howard is featured as one of SLAM 244's "Futures" highlights; writer DeMarco Williams calls Howard a "nightmare in the WNBA" in the featured story.

May

Coffey's Block Party

Dream Forward, Nia Coffey, started the 2023 season with 11 blocks through 5 games. With an average of 2.2 blocks per game, Coffey is 3rd across the WNBA, and an anchor to the Dream defense.

Comeback Win at Minnesota

The Dream trailed 40-47 at halftime in Minnesota (5/23), and ended up recouping a 19-point deficit to secure the win. It stands as the largest comeback win in Dream history after Atlanta was 0-20 last season when trailing at the half.

Preseason

Atlanta Dream Announce Full Broadcast Schedule

All 40 of the Dream's games this season will air either locally or nationally, with 34 games available to fans via national broadcast or stream. Atlanta's season tips off with a national broadcast as the Dream's season opener against the Dallas Wings on May 20th will air on ABC at 1:00 p.m. ET. ESPN will broadcast back-to-back Dream games as Atlanta hosts the Connecticut Sun on Saturday, July 22 at 1 p.m. E.T. and the Phoenix Mercury on Tuesday, July 25 at 7:00 p.m. ET.

Bally Sports South's season-long coverage will begin with the team's game at the Minnesota Lynx on Tuesday, May 23, airing on Bally Sports Southeast and streaming on the Bally Sports app beginning at 8:00 p.m. ET.

Nine Friday night Atlanta Dream games will air nationally on ION TV, beginning with the team's June 2nd home game against the Las Vegas Aces. Atlanta will have four games air on CBS Sports Network and eight on NBA TV. Several games will be available for fans to stream as well, with two on Twitter, three on Amazon Prime Video, and three streaming through ESPN3.

The broadcast team for Atlanta Dream games on Bally Sports returns for their third season together in 2023. Angel Gray is back for her third season as play-by-play announcer, while LaChina Robinson and Tabitha Turner will split time as analysts again this season. Robinson returns for her 14th season with the Dream, while Turner will provide commentary for a fifth consecutive season.

Dream Reload with Three Picks in 2023 WNBA Draft

The Atlanta Dream selected guard Haley Jones with the No. 6 overall pick out of Stanford, Laeticia Amihere out of South Carolina with the No. 8 pick, and Leigha Brown with the No. 15 pick (second round) in the 2023 WNBA Draft.

"We targeted two players at 6 and 8 and feel very fortunate to have landed both of them," said General Manager Dan Padover. "Haley has played at an elite level her entire life and is a versatile guard who will complement our backcourt in a variety of ways. Laeticia is a unique

DREAM-WINGS SERIES HISTORY

SERIES RECORD

Overall ATL leads, 24-16
at Atlanta..... ATL leads, 14-6
at Dallas/Tulsa ATL leads 10-10
Current Streak..... DAL, W2
at Atlanta..... DAL, W1
at Dallas/Tulsa ATL, W3
Largest ATL Win 21 (9/4/11)
Largest DAL/TUL Win..... 27 (7/21/13)

DATE	H/A	W/L	SCORE
6/23/10	H	W	96-90
6/27/10	A	W	105-89
6/26/11	A	W	76-89
9/4/11	H	W	73-52
6/29/12	A	W	102-92
8/28/12	H	L	80-84
5/25/13	H	W	98-81
7/21/13	A	L	63-90
7/31/14	A	W	85-75
8/15/14	H	W	92-76
7/7/15	H	L	75-85
8/9/15	A	W	98-90
5/27/16	A	W	102-93
7/8/16	H	W	95-90 (OT)
7/22/16	H	W	93-88
7/5/17	A	L	84-94
7/9/17	H	W	98-78
8/19/17	A	L	86-90
5/20/18	A	L	73-101
5/26/18	H	L	70-78
8/11/18	H	W	92-82
5/24/19	H	W	76-72
6/15/19	A	L	61-71
8/25/19	A	W	77-73
7/26/20	H	W	105-95
8/8/20	A	L	75-85
5/27/21	H	W	101-95
9/2/21	A	L	68-72
9/5/21	A	W	69-64
5/7/22	A	W	66-59
6/21/22	H	W	80-75
7/30/22	H	L	68-81
5/20/23	A	L	78-85
6/20/23	A	L	73-85

WOMEN'S NATIONAL BASKETBALL ASSOCIATION

OFFICIAL SCORER'S REPORT
FINAL BOX

Tuesday, June 20, 2023 College Park Center, Arlington, TX
Officials: #55 Eric Brewton, #9 Tim Greene, #32 Agon Abazi

Game Duration: 2:12
Attendance: 3392

VISITOR: Atlanta Dream (5-6)

	POS	MIN	FG	FGA	3P	3PA	FT	FTA	OR	DR	TOT	A	PF	ST	TO	BS	+/-	PTS
10 Rhyné Howard	F	30:28	3	13	2	5	7	10	1	3	4	2	1	1	1	1	-19	15
12 Nia Coffey	F	22:07	1	3	0	2	0	1	0	1	1	1	0	1	0	0	-13	2
32 Cheyenne Parker	C	26:35	6	13	0	1	3	3	4	2	6	1	1	2	3	3	-24	15
15 Allisha Gray	G	28:58	3	11	0	1	3	4	0	3	3	4	3	0	3	0	-21	9
13 Haley Jones	G	25:28	1	4	0	1	2	4	0	2	2	4	4	1	1	1	2	4
3 Danielle Robinson		16:12	2	4	1	2	1	1	0	0	0	1	6	0	2	0	-17	6
00 Naz Hillmon		13:25	0	1	0	0	4	4	3	2	5	0	1	0	1	1	12	4
25 Monique Billings		12:55	1	4	0	0	1	2	3	4	7	2	1	0	1	0	-4	3
23 Asia (AD) Durr		07:15	1	6	0	2	0	0	0	2	2	0	1	0	0	0	8	2
7 Laeticia Amihere		08:51	2	3	0	0	0	0	0	2	2	0	1	0	1	2	8	4
24 Taylor Mikesell		07:46	2	5	1	4	4	4	0	1	1	1	0	0	0	0	8	9
		200:00	22	67	4	18	25	33	11	22	33	15	20	5	13	8	-12	73
			32.8%		22.2%		75.8%			TM REB: 12			TOT TO: 14 (15 PTS)					

HOME: DALLAS WINGS (6-6)

	POS	MIN	FG	FGA	3P	3PA	FT	FTA	OR	DR	TOT	A	PF	ST	TO	BS	+/-	PTS
0 Satou Sabally	F	31:39	2	11	1	3	5	5	2	2	4	4	4	1	4	0	13	10
6 Natasha Howard	F	35:15	7	15	2	6	7	7	2	2	4	3	3	1	2	0	14	23
7 Teaira McCowan	C	22:31	3	8	0	0	3	6	4	7	11	0	3	0	1	2	9	9
24 Arike Ogunbowale	G	35:55	7	17	3	7	4	6	0	2	2	3	1	0	1	0	13	21
11 Crystal Dangerfield	G	25:15	2	4	0	0	0	0	0	5	5	5	2	1	2	0	10	4
12 Veronica Burton		14:45	1	2	0	0	1	1	0	1	1	3	2	1	2	0	2	3
21 Kalani Brown		15:39	4	6	0	0	3	4	5	9	14	1	4	1	4	2	11	11
20 Maddy Siegrist		09:27	1	2	0	1	2	3	1	0	1	0	1	0	0	0	-3	4
23 Jasmine Dickey		03:38	0	1	0	0	0	0	1	0	1	0	0	1	0	0	-1	0
28 Awak Kuier		03:29	0	0	0	0	0	0	0	1	0	1	0	0	0	1	-4	0
1 Ashley Joens		02:27	0	0	0	0	0	0	2	0	2	0	0	0	0	0	-4	0
		200:00	27	66	6	17	25	34	16	30	46	19	20	6	16	5	12	85
			40.9%		35.3%		73.5%			TM REB: 10			TOT TO: 16 (15 PTS)					

SCORE BY PERIOD

	1	2	3	4	FINAL
Dream	15	17	18	23	73
WINGS	20	23	28	14	85

Inactive: Dream - McDonald (Injury/Illness - Left Shoulder)
Inactive: Wings - DeShields (Injury/Illness - Knee), Lopez Sénéchal (Injury/Illness - Knee)

Points in the Paint: Dream 28 (14/29), WINGS 32 (16/36)
2nd Chance Points: Dream 13 (4/10), WINGS 13 (4/12)

Fast Break Points: Dream 13 (5/9), WINGS 6 (2/6)
Biggest Lead: Dream 4, WINGS 25
Lead Changes: 1
Times Tied: 1

Technical fouls - Individual
Dream (0): NONE

WINGS (4): Burton 2:15 3rd, McCowan 7:19 4th, Ogunbowale 1:42 4th, Trammell 1:42 4th

Technical fouls - Defensive Three Seconds
Dream (4): Coffey 9:08 1st, Parker 3:08 2nd, Robinson 5:13 3rd, Amihere 1:55 4th

WINGS (1): Sabally 9:25 4th

Technical fouls - Delay
Dream (0): NONE

WINGS (1): 5:28 4th

Ejections
Dream (0): NONE

WINGS (1): Ogunbowale 1:42 4th

WOMEN'S NATIONAL BASKETBALL ASSOCIATION

OFFICIAL SCORER'S REPORT
FINAL BOX

Saturday, May 20, 2023 College Park Center, Arlington, TX
Officials: #55 Eric Brewton, #76 Toni Patillo, #10 Ashley Gloss

Game Duration: 2:17
Attendance: 5588

VISITOR: Atlanta Dream (0-1)

Wichita State - Aqualina Dream (5-7)																		
	POS	MIN	FG	FGA	3P	3PA	FT	FTA	OR	DR	TOT	A	PF	ST	TO	BS	+/-	PTS
10 Rhyné Howard	F	35:38	8	24	4	12	0	0	3	7	10	2	5	0	0	1	-1	20
12 Nia Coffey	F	20:38	1	3	1	2	0	0	0	3	3	0	4	1	0	4	-4	3
32 Cheyenne Parker	C	29:55	7	14	0	1	4	5	9	2	11	3	2	3	6	0	-20	18
15 Allisha Gray	G	30:29	4	14	0	5	2	3	4	7	7	4	0	4	0	0	-3	10
2 Aari McDonald	G	29:48	2	11	2	7	0	1	0	2	2	1	4	0	3	0	-8	6
00 Naz Hillmon		18:37	2	3	0	0	3	3	2	6	8	0	3	0	3	0	0	7
23 Asia (AD) Durr		18:01	4	10	2	4	2	2	0	1	1	2	0	1	2	0	1	12
3 Danielle Robinson		07:03	1	2	0	0	0	0	0	1	1	2	1	0	0	0	-4	2
31 Lorela Cubaj		04:30	0	0	0	0	0	0	0	1	1	0	0	0	0	1	8	0
13 Haley Jones		05:21	0	1	0	1	0	0	0	1	1	0	0	1	1	0	-4	0
7 Laeticia Amihere	DNP - Coach's Decision																	
		200:00	29	82	9	32	11	14	17	28	45	18	23	6	19	6	-7	78
			35.4%		28.1%		78.6%			TM REB: 10			TOT TO: 19 (23 PTS)					

HOME: DALLAS WINGS (1-0)

	POS	MIN	FG	FGA	3P	3PA	FT	FTA	OR	DR	TOT	A	PF	ST	TO	BS	+/-	PTS
6 Natasha Howard	F	34:25	7	21	2	5	4	4	3	7	10	3	3	3	3	2	1	20
0 Satou Sabally	F	34:54	7	13	3	5	8	9	3	4	7	3	3	2	2	2	8	25
7 Teaira McCowan	C	15:32	2	3	0	1	0	0	2	7	9	0	3	0	3	0	20	4
24 Arike Ogunbowale	G	38:38	9	25	4	14	5	5	0	4	4	1	3	3	5	0	7	27
12 Veronica Burton	G	24:17	0	1	0	1	4	4	1	3	4	2	3	1	1	1	9	4
11 Crystal Dangerfield		24:20	0	5	0	2	0	0	2	2	4	2	1	1	2	0	-5	0
28 Awak Kuier		08:47	0	1	0	1	1	2	0	0	0	2	1	0	0	0	5	1
20 Maddy Siegrist		03:05	0	1	0	1	0	0	0	0	0	0	1	0	0	0	2	0
23 Jasmine Dickey		12:50	1	3	0	0	0	2	2	0	2	0	1	0	0	0	-5	2
1 Ashley Joens		03:12	1	1	0	0	0	0	0	0	0	0	0	0	0	0	-7	2
		200:00	27	74	9	30	22	26	13	27	40	13	19	10	16	5	7	85
			36.5%		30%		84.6%			TM REB: 12			TOT TO: 16 (11 PTS)					

SCORE BY PERIOD

	1	2	3	4	FINAL
Dream	18	12	29	19	78
WINGS	21	26	22	16	85

Inactive: Dream - Billings
Inactive: Wings - DeShields, Lopez Sénéchal

Points in the Paint: Dream 32 (16/38), WINGS 28 (14/32)
2nd Chance Points: Dream 21 (8/14), WINGS 8 (4/13)

Fast Break Points: Dream 10 (4/11), WINGS 11 (5/11)
Biggest Lead: Dream 4, WINGS 22
Lead Changes: 4
Times Tied: 2

ALL-TIME RECORDS

Wins-Losses by Year

Year	Overall	Home	Away	Conference Place
2008	4-30	1-16	3-14	7 th
2009	18-16	12-5	6-11	2 nd
2010	19-15	10-7	9-8	4 th
2011	20-14	11-6	9-8	3 rd
2012	19-15	11-6	8-9	3 rd
2013	17-17	13-4	4-13	2 nd
2014	19-15	13-4	6-11	1 st
2015	15-19	9-8	6-11	5 th
2016	17-17	11-6	6-11	4 th
2017	12-22	9-8	3-14	5 th
2018	23-11	13-4	10-7	1 st
2019	8-26	5-12	3-14	6 th
2020*	7-15	3-8	4-7	4 th
2021	8-24	4-12	4-12	5 th
2022	14-22	8-10	6-12	5 th
2023	19-20	11-8	8-12	3 rd

All-Time Dream Records vs. Opponents

Team	2008	2009	2010	2011	2012	2013	2014	2015	2016	2017	2018	2019	2020	2021	2022	2023	Overall
Chicago	1-3	0-3	2-3	3-1	3-2	1-3	2-3	1-3	2-1	1-3	2-1	0-3	1-1	1-2	0-3	4-0	24-35
Connecticut	0-3	3-1	3-1	2-2	1-3	3-2	2-2	3-2	4-0	1-2	3-0	1-3	1-1	0-3	0-3	1-3	28-31
Dallas	----	----	----	----	----	----	----	----	3-0	1-2	1-2	2-1	1-1	2-1	2-1	0-2	11-10
Detroit	0-3	3-1	----	----	----	----	----	----	----	----	----	----	----	----	----	----	3-4
Houston	0-2	----	----	----	----	----	----	----	----	----	----	----	----	----	----	----	0-2
Indiana	1-3	1-2	2-3	4-0	2-3	3-1	3-2	1-3	1-2	2-1	3-1	1-2	1-1	2-1	4-0	2-2	33-27
Las Vegas	----	----	----	----	----	----	----	----	----	----	3-0	1-2	0-2	0-2	1-2	0-4	5-12
Los Angeles	1-1	1-1	2-0	2-0	1-1	1-1	1-1	2-0	2-1	1-2	2-1	0-3	0-2	0-3	2-1	2-2	20-20
Minnesota	1-1	1-1	1-1	0-2	0-2	1-1	1-1	0-2	0-3	0-3	2-1	1-2	1-1	0-3	1-2	1-1	12-28
New York	0-3	1-3	2-2	2-3	2-2	2-2	1-3	1-4	1-2	1-2	2-1	1-2	2-0	2-1	1-3	1-3	24-35
Phoenix	0-2	1-1	2-0	0-2	2-0	0-2	1-1	0-2	1-2	1-2	1-2	0-3	0-2	0-3	2-1	2-1	13-26
Sacramento	0-2	2-0	----	----	----	----	----	----	----	----	----	----	----	----	----	----	2-2
San Antonio	0-2	2-0	2-0	0-2	1-1	1-1	2-0	1-1	1-2	2-1	----	----	----	----	----	----	12-8
Seattle	0-2	1-1	0-2	2-0	2-0	1-1	1-1	1-1	1-2	2-1	2-1	1-2	0-2	0-3	1-2	2-1	17-22
Tulsa	----	----	2-0	2-0	1-1	1-1	2-0	1-1	----	----	----	----	----	----	----	----	9-3
Washington	0-3	2-2	1-3	3-2	4-0	3-2	3-1	4-0	1-2	0-3	2-1	0-3	0-2	1-2	0-4	3-1	27-31
TOTALS	4-30	18-16	19-15	20-14	19-15	17-17	19-15	15-19	17-17	12-22	23-11	8-26	7-15	8-24	14-22	19-20	240-296

All-Time Coaches

Coach	Years	W-L	Percentage
Marynell Meadors	2008-12	73-87	0.456
Fred Williams	2012-13	24-20	0.545
Michael Cooper	2014-17	63-73	0.463
Nicki Collen	2018-2020	38-52	0.422
Mike Petersen	2021	6-13	0.316
Darius Taylor	2021	2-11	0.154
Tanisha Wright	2022-present	33-42	0.440

2023 ATLANTA DREAM STATS

2023 Records In...

1-point games.....	0-1
2-3 point games.....	0-2
4-5 point games.....	3-2
6-7 point games.....	4-2
8-9 point games.....	2-1
10+ point games.....	10-12

Starting Lineup Records

McDonald, Gray, Howard, Coffey, Parker.....	3-3
Hillmon, Gray, Howard, Coffey, Parker.....	0-1
Jones, Gray, Howard, Coffey, Parker.....	3-3
Robinson, Gray, Howard, Coffey, Parker.....	8-8
Robinson, Gray, Howard, Coffey, Billings.....	1-1
Robinson, McDonald, Parker, Hillmon, Gray.....	1-0
Robinson, McDonald, Howard, Hillmon, Parker.....	0-1
Robinson, McDonald, Howard, Billings, Parker.....	0-1
Robinson, Gray, Howard, Billings, Parker.....	3-2

Record When Starting...

Player	W-L	Pct.
Nia Coffey.....	15-16	.484
Allisha Gray.....	19-18	.514
Rhyne Howard.....	18-20	.474
Aari McDonald.....	4-5	.444
Cheyenne Parker.....	18-19	.487
Naz Hillmon.....	1-2	.333
Haley Jones.....	3-3	.500
Danielle Robinson.....	13-13	.500
Monique Billings.....	4-4	.500

2023 Double Digit Games

Player	Pts.	Reb.	Ast.	Dble-Dbls
Rhyne Howard	35	2	-	2
Cheyenne Parker	32	2	-	7
Allisha Gray	35	2	-	2
Naz Hillmon	4	-	-	-
Haley Jones	4	-	-	-
AD Durr	4	-	-	-
Monique Billings	3	4	-	2
Nia Coffey	10	3	-	3
Danielle Robinson	6	-	-	-
Aari McDonald	8	-	-	-

2023 Game Leaders

Led Atlanta In...	Pts.	Reb.	Ast.	StL.	Blk.
Nia Coffey	-	6	3	3	15
Allisha Gray	14	4	9	13	2
Rhyne Howard	15	4	15	20	8
Cheyenne Parker	12	19	1	17	24
Aari McDonald	-	-	8	2	1
Naz Hillmon	-	1	1	1	1
Monique Billings	-	8	-	3	4
Haley Jones	-	1	7	3	2
Laetitia Aïmhere	-	-	-	-	3
AD Durr	1	-	-	-	1
Danielle Robinson	-	-	10	5	1
Ilana Rupert	-	1	1	2	2

2023 Records When...

Leading after the 1st Half.....	14-5
Tied after the 1st Half.....	0-1
Trailing after the 1st Half.....	5-14

Overtime.....	1-1
Double Overtime.....	0-0

Outrebounding opponent.....	12-6
Tied in rebounding.....	3-1
Being outrebounded.....	5-12

Shooting at least 50%.....	4-0
Shooting between 40-50%.....	14-9
Shooting under 40%.....	1-11

Opponent shoots at least 50%.....	1-3
Opponent shoots between 40-50%.....	7-15
Opponent shoots under 40%.....	10-2

Scoring 50-59 points.....	0-0
Scoring 60-69 points.....	0-2
Scoring 70-79 points.....	3-9
Scoring 80-89 points.....	10-8
Scoring 90-99 points.....	4-0
Scoring 100 points or more.....	2-1

Allowing 50-59 points.....	0-0
Allowing 60-69 points.....	5-1
Allowing 70-79 points.....	10-0
Allowing 80-89 points.....	3-9
Allowing 90-99 points.....	1-6
Allowing 100 points or more.....	0-4

Making more FTs.....	8-7
Same number of FTs.....	0-2
Making fewer FTs.....	11-9

Making more 3Ps.....	10-3
Same number of 3Ps.....	3-1
Making fewer 3Ps.....	6-16

Committing more TOs.....	9-12
Same number of TOs.....	2-1
Committing fewer TOs.....	8-7

2023 ATLANTA DREAM OVERALL STATISTICS															
Player	G	GS	MPG	PPG	OREB	DREB	RPG	APG	SPG	BPG	FG%	3P%	FT%	TO	PF
Rhyne Howard	38	38	33.0	17.4	0.7	4.3	5.0	3.4	1.3	0.7	38.4	35.0	78.5	1.9	2.8
Allisha Gray	37	37	32.8	17.2	1.3	3.6	4.9	3.1	1.1	0.4	46.9	35.7	82.7	1.9	2.6
Cheyenne Parker	39	37	26.7	15.1	2.2	4.6	6.8	1.8	1.1	1.5	48.4	29.4	83.1	2.3	2.8
Aari McDonald	23	9	23.5	8.0	0.3	1.8	2.0	3.1	0.7	0.0	40.9	31.6	76.3	1.7	1.6
Nia Coffey	31	31	21.9	6.9	0.5	4.4	4.8	1.5	0.5	1.2	43.2	40.2	62.5	1.4	2.2
AD Durr	36	0	10.9	4.8	0.1	1.0	1.1	0.7	0.3	0.1	38.0	32.2	76.9	0.8	0.8
Danielle Robinson	31	26	21.6	5.8	0.3	2.0	2.2	3.4	0.7	0.1	46.3	30.0	75.0	1.4	2.0
Monique Billings	38	8	16.5	4.7	1.3	3.6	4.9	0.8	0.4	0.3	40.1	0.0	83.1	0.9	2.0
Haley Jones	39	6	14.6	3.8	0.3	2.0	2.3	2.3	0.4	0.3	34.8	21.4	76.9	1.4	1.8
Naz Hillmon	39	3	13.5	4.0	1.2	2.2	3.4	0.7	0.2	0.1	50.0	0.0	84.6	1.0	1.5
Laeticia Amihere	20	0	7.0	2.8	0.3	0.7	1.0	0.2	0.2	0.5	41.5	0.0	56.4	0.6	1.0
Iliana Rupert	19	0	8.1	1.7	0.4	1.7	2.1	0.5	0.4	0.3	34.4	25.0	62.5	0.5	1.1

DREAM SCORING			OPPONENT SCORING		
Dream Scoring	High	Low	Opponent Scoring	High	Low
1st Quarter	34 (2 times)	15 (2 times)	1st Quarter	33 (vs. LVA 8/22)	12 (vs PHO 8/29)
2nd Quarter	32 (vs. LAS 8/25)	11 (at LVA 8/13)	2nd Quarter	35 (2 times)	12 (vs. CHI 5/30)
3rd Quarter	30 (at WASH 6/28)	11 (2 times)	3rd Quarter	34 (at CHI 7/9)	7 (at IND 8/27)
4th Quarter	32 (2 times)	7 (at SEA 8/10)	4th Quarter	34 (at IND 6/18)	10 (3 times)
1st Half	55 (vs. LVA 8/22)	30 (3 times)	1st Half	61 (2 times)	25 (vs. CHI 5/30)
2nd Half	57 (vs. LVA 6/2)	26 (vs.LAS 8/25)	2nd Half	56 (vs. LVA 8/22)	27 (at CHI 7/7)
1OT	12 (at CONN 6/15)	11 (at MIN 9/1)	1OT	17 (at MIN 9/1)	8 (at CONN 6/15)
2OT			2OT		

2023 TEAM HIGHS AND LOWS

Dream Highs

Points	112	vs. LAS 7/2
Scoring Margin	28	vs. LAS 7/2
Field Goals Made	39	vs. PHO 8/29
Field Goals Att.	88	at MIN 9/1
Field Goal Pct.	56.1%	at IND 6/18
3-Point FGs Made	13	vs. MIN 7/18
3-Point FGs Att.	33	vs. MIN 7/18
3-Point FG Pct.	53.8%	vs. WASH 6/30
Free Throws Made	30	vs. CONN 7/22
Free Throws Att.	37	vs. CONN 7/22
Free Throw Pct.	100	vs. PHO 8/29
Offensive Rebounds	17	at DAL 5/20
Defensive Rebounds	38	at WASH 9/8
Total Rebounds	47	at WASH 9/8
Assists	30	at LAS 7/5
Steals	12	at SEA 8/10
Turnovers	26	vs. CONN 6/11
Blocked Shots	8	vs. CHI 5/30 & at DAL 6/20 & vs. PHO 7/25

Dream Lows

Points	65	at LVA 8/13
Scoring Margin	-30	vs. NYL 6/23
Field Goals Made	21	vs. CONN 7/22
Field Goals Att.	58	vs. WASH 7/30
Field Goal Pct.	30.4%	vs. CONN 7/22
3-Point FGs Made	2	at PHO 8/3
3-Point FGs Att.	10	vs. LAS 8/25
3-Point FG Pct.	15.4%	at PHO 8/3
Free Throws Made	8	vs. PHO 7/25
Free Throws Att.	9	vs. PHO 8/29
Free Throw Pct.	60.9%	at LAS 7/5 & NYL 7/27
Offensive Rebounds	2	vs. WASH 7/30
Defensive Rebounds	21	at WASH 6/28
Total Rebounds	28	at LVA 8/1 & vs. IND 8/6
Assists	7	vs. CONN 7/22
Steals	1	at NYL 7/27
Turnovers	6	vs. CHI 8/18
Blocked Shots	1	at WASH 9/8

2023 OPPONENT HIGHS AND LOWS

Opponent Highs

Points	112	vs. LVA 8/22
Scoring Margin	+30	vs. NYL 6/23
Field Goals Made	39	at WASH 6/28
Field Goals Att.	83	at MIN 9/1
Field Goal Pct.	55.2%	vs. PHO 8/29
3-Point FGs Made	17	vs. NYL 6/23
3-Point FGs Att.	35	vs. NYL 6/23
3-Point FG Pct.	50%	at WASH 6/28 & vs. PHO 8/29
Free Throws Made	34	vs. LVA 8/22
Free Throws Att.	36	vs. LVA 8/22
Free Throw Pct.	95.2%	at WASH 6/28
Offensive Rebounds	16	at DAL 6/20
Defensive Rebounds	37	at SEA 8/10
Total Rebounds	50	at MIN 9/1
Assists	29	vs. NYL 6/23
Steals	13	vs. NYL 6/23 & at. CONN 7/20 & vs. WASH 7/30
Turnovers	16	at DAL 6/20 & vs. CHI 8/18 & vs. PHO 8/29
Blocked Shots	9	vs. NYL 6/9 & at. CONN 7/20
Personal Fouls	26	at MIN 5/23 & vs. WASH 6/30

Opponent Lows

Points	65	vs. CHI 5/30
Scoring Margin	-28	vs. LAS 7/2
Field Goals Made	21	at SEA 8/10
Field Goals Att.	58	vs. PHO 8/29
Field Goal Pct.	31.9%	vs. WASH 7/30
3-Point FGs Made	3	vs. WASH 6/30
3-Point FGs Att.	14	at SEA 8/10
3-Point FG Pct.	16.7%	vs. WASH 6/30
Free Throws Made	8	vs. CHI 8/18 and vs. PHO 8/29
Free Throws Att.	11	vs. CHI 5/30 and vs. PHO 8/29
Free Throw Pct.	55%	vs. IND 8/6
Offensive Rebounds	1	vs. PHO 8/29
Defensive Rebounds	21	at CON 6/15
Total Rebounds	23	vs. PHO 8/29
Assists	11	vs. PHO 7/25
Steals	2	at CHI 7/9
Turnovers	9	vs. LVA 8/22
Blocked Shots	1	at CON 6/15 & vs. WASH 7/30
Personal Fouls	13	vs. LVA 6/2

2023 GAME-BY-GAME COMPARISON

	TEAM	FG	FGA	FG%	3P	3PA	3P%	FT	FTA	FT%	OR	DR	TOT	A	TO	ST	BLK	PF	PT
5/20	DREAM	29	82	35.4	9	32	28.1	11	14	78.6	17	28	45	18	19	6	6	23	78
	WINGS	27	74	36.5	9	30	30.0	22	26	84.6	13	27	40	13	16	10	5	19	85
5/23	DREAM	29	69	42.0	7	23	30.4	18	20	90.0	11	22	33	21	16	6	6	16	83
	LYNX	30	67	44.8	6	20	30.0	11	15	73.3	10	23	33	23	14	10	1	26	77
5/28	FEVER	35	76	46.1	11	29	37.9	9	12	75.0	12	31	43	20	12	7	2	23	90
	DREAM	25	65	38.5	8	20	40.0	29	34	85.3	7	22	29	16	11	2	4	18	87
5/30	SKY	25	77	32.5	6	20	30.0	9	11	81.8	11	33	44	16	15	4	5	15	65
	DREAM	30	70	42.9	5	13	38.5	18	24	75.0	6	35	41	15	9	8	8	10	83
6/2	ACES	33	70	47.1	6	21	28.6	20	25	80.0	5	26	31	17	11	9	4	13	92
	DREAM	34	74	45.9	10	24	41.7	9	10	90.0	6	30	36	26	15	5	3	21	87
6/9	LIBERTY	34	75	45.3	14	30	46.7	24	26	92.3	9	28	37	23	10	9	9	21	106
	DREAM	30	67	44.8	9	20	45.0	14	22	63.6	5	29	34	17	17	3	3	21	83
6/11	SUN	32	73	43.8	4	15	26.7	21	30	70.0	10	24	34	21	16	12	4	22	89
	DREAM	26	62	41.9	5	19	26.3	20	24	83.3	10	27	37	15	26	6	6	27	77
6/13	DREAM	31	71	43.7	8	24	33.3	16	18	88.9	13	29	42	15	14	7	2	18	86
	LIBERTY	26	66	39.4	8	27	29.6	19	22	86.4	8	25	33	19	13	8	7	20	79
6/15	DREAM	36	70	51.4	4	14	28.6	16	20	80.0	6	32	38	23	18	4	4	24	92
	SUN	33	77	42.9	4	16	25.0	18	23	78.3	9	21	30	22	10	11	1	20	88
6/18	DREAM	37	66	56.1	7	15	46.7	19	24	79.2	3	28	31	19	16	7	3	20	100
	FEVER	33	73	45.2	4	19	21.1	24	29	82.8	11	23	34	19	15	9	4	20	94
6/20	DREAM	22	67	32.8	4	18	22.2	25	33	75.8	11	22	33	15	13	5	8	20	73
	WINGS	27	66	40.9	6	17	35.3	25	34	73.5	16	30	46	19	16	6	5	20	85
6/23	LIBERTY	36	74	48.6	17	35	48.6	21	27	77.8	7	35	42	29	15	13	3	20	110
	DREAM	26	68	38.2	5	12	41.7	23	27	85.2	8	29	37	15	20	7	5	20	80
6/28	DREAM	28	74	37.8	5	15	33.3	25	35	71.4	11	21	32	21	10	9	7	20	86
	MYSTICS	39	73	53.4	11	22	50.0	20	21	95.2	6	35	41	26	14	6	8	22	109
6/30	MYSTICS	32	65	49.2	3	18	16.7	22	26	84.6	8	26	34	14	14	6	3	26	89
	DREAM	33	69	47.8	7	13	53.8	21	27	77.8	7	24	31	19	10	7	3	25	94
7/2	SPARKS	28	67	41.8	5	18	27.8	23	30	76.7	6	27	33	17	13	10	3	22	84
	DREAM	37	68	54.4	9	21	42.9	29	34	85.3	6	34	40	18	13	11	7	19	112
7/5	DREAM	33	67	49.3	10	24	41.7	14	23	60.9	3	36	39	30	8	6	5	19	90
	SPARKS	29	68	42.6	6	22	27.3	15	22	68.2	4	29	33	20	11	3	5	20	79
7/7	DREAM	33	69	47.8	6	17	35.3	10	13	76.9	10	32	42	17	16	9	7	16	82
	SKY	25	68	36.8	7	24	29.2	11	15	73.3	6	25	31	18	12	9	2	15	68
7/9	DREAM	35	75	46.7	6	16	37.5	12	15	80.0	13	29	42	24	10	8	5	17	88
	SKY	30	73	41.1	6	22	27.3	11	16	68.8	8	22	30	20	10	2	6	16	77
7/12	STORM	25	67	37.3	7	21	33.3	18	26	69.2	5	27	32	21	13	8	3	20	75
	DREAM	32	69	46.4	4	19	21.1	17	21	81.0	9	36	45	18	16	8	2	21	85
7/18	LYNX	25	66	37.9	6	22	27.3	17	21	81.0	7	30	37	12	13	5	4	17	73
	DREAM	29	72	40.3	13	33	39.4	11	15	73.3	8	29	37	24	12	5	4	21	82

2023 GAME-BY-GAME COMPARISON

	TEAM	FG	FGA	FG%	3P	3PA	3P%	FT	FTA	FT%	OR	DR	TOT	A	TO	ST	BLK	PF	PT
7/20	DREAM SUN	25	64	39.1	7	18	38.9	14	19	73.7	10	29	39	15	21	9	5	20	71
		29	68	42.6	11	23	47.8	13	18	72.2	7	26	33	20	15	13	9	21	82
7/22	SUN DREAM	29	66	43.9	7	24	29.2	21	28	75.0	6	33	39	22	13	8	5	21	86
		21	69	30.4	6	26	23.1	30	37	81.1	10	28	38	7	9	6	7	20	78
7/25	MERCURY DREAM	24	67	35.8	5	24	20.8	12	15	80.0	8	25	33	11	13	9	8	17	65
		31	67	46.3	8	17	47.1	8	12	66.7	6	29	35	22	17	5	8	19	78
7/27	DREAM LIBERTY	31	73	42.5	8	26	30.8	14	23	60.9	8	24	32	18	7	1	5	17	84
		32	66	48.5	11	31	35.5	20	22	90.9	5	34	39	23	13	3	2	21	95
7/30	MYSTICS DREAM	23	72	31.9	6	21	28.6	21	25	84.0	11	22	33	13	14	13	1	22	73
		27	58	46.6	10	23	43.5	16	19	84.2	2	31	33	21	20	7	7	19	80
8/1	DREAM ACES	29	67	43.3	4	20	20.0	10	15	66.7	6	22	28	21	15	5	5	16	72
		34	65	52.3	11	23	47.8	14	17	82.4	3	32	35	17	13	12	5	20	93
8/3	DREAM MERCURY	25	63	39.7	2	13	15.4	19	25	76.0	8	23	31	16	15	8	4	25	71
		29	71	40.8	10	31	32.3	23	24	95.8	12	28	40	17	13	5	3	24	91
8/6	FEVER DREAM	29	64	45.3	4	13	30.8	11	20	55.0	8	25	33	12	14	8	4	23	73
		30	62	48.4	9	20	45.0	13	21	61.9	4	24	28	23	10	6	7	16	82
8/10	DREAM STORM	23	73	31.5	8	21	38.1	13	19	68.4	11	34	45	12	14	12	4	23	67
		21	63	33.3	4	14	28.6	22	31	71.0	8	37	45	14	17	10	5	20	68
8/12	DREAM SPARKS	24	60	40.0	4	23	17.4	22	24	91.7	4	27	31	16	14	5	5	28	74
		28	62	45.2	5	15	33.3	24	28	85.7	4	26	30	20	12	8	2	21	85
8/13	ACES DREAM	32	77	41.6	7	23	30.4	15	19	78.9	8	30	38	16	9	13	6	19	86
		23	62	37.1	4	16	25.0	15	19	78.9	4	38	43	13	16	3	2	19	65
8/18	DREAM SKY	28	69	40.6	4	14	28.6	18	20	90	7	24	31	23	6	3	2	12	78
		27	68	39.7	5	20	25	8	12	66.7	14	25	39	14	16	3	6	20	67
8/22	DREAM ACES	33	67	49.3	6	17	35.3	28	33	84.8	5	25	30	17	10	7	3	24	100
		35	69	50.7	8	19	42.1	34	36	94.4	5	29	34	25	9	4	7	22	112
8/25	DREAM SPARKS	30	62	48.4	5	10	50.0	13	16	81.3	6	23	29	17	15	6	4	17	78
		31	65	47.7	6	18	33.3	15	17	88.2	5	22	27	19	9	9	3	19	83
8/27	FEVER DREAM	32	70	45.7	9	19	47.4	10	13	76.9	7	24	31	18	13	8	2	18	83
		26	69	37.7	4	16	25.0	24	27	88.9	12	25	37	15	13	7	2	14	80
8/29	DREAM MERCURY	39	75	52.0	7	19	36.8	9	9	100.0	10	22	32	27	10	11	4	18	94
		32	58	55.2	4	8	50.0	8	11	72.7	1	22	33	22	16	4	5	12	76
9/1	LYNX DREAM	36	83	43.4	8	25	32.0	11	15	73.3	14	36	50	23	13	3	5	19	91
		32	88	36.4	5	19	26.3	16	20	80.0	13	32	45	20	10	8	6	17	85
9/6	DREAM STORM	33	72	45.8	3	14	21.4	10	12	83.3	8	29	37	24	10	3	3	19	79
		22	61	36.1	6	20	30.0	18	20	90.0	6	24	30	12	12	4	6	14	68
9/8	MYSTICS DREAM	27	70	38.6	11	31	35.5	10	12	83.3	4	28	32	24	7	6	2	21	75
		25	66	37.9	6	24	25.0	24	29	82.8	9	38	47	13	10	4	1	15	80

2023 INDIVIDUAL HIGHS

Dream Highs			Opponent Highs		
Points in a Game			Points in a Game		
Rhyne Howard	43	vs. Los Angeles - 7/2	A'ja Wilson	53	vs. Las Vegas - 8/22
Minutes			Minutes		
Allisha Gray	45	at Connecticut - 6/15	Alyssa Thomas	43	at Connecticut - 6/15
			Napheesa Collier	43	at Minnesota - 9/1
Field Goals Made			Field Goals Made		
Rhyne Howard	14	vs. Los Angeles - 7/2	A'ja Wilson	16	vs. Las Vegas - 8/22
Field Goals Attempted			Field Goals Attempted		
Rhyne Howard	27	at Minnesota - 9/1	Napheesa Collier	26	at Minnesota - 9/1
3-Point Field Goals Made			3-Point Field Goals Made		
Rhyne Howard	6	vs. Los Angeles - 7/2	Sabrina Ionescu	8	vs. New York - 6/9
3-Point Field Goals Attempted			3-Point Field Goals Attempted		
Rhyne Howard	12	at Dallas - 5/20	Arike Ogunbowale	14	at Dallas - 5/20
Rhyne Howard	12	vs. Los Angeles - 7/2			
Free Throws Made			Free Throws Made		
Cheyenne Parker	11	vs. Connecticut - 7/22	A'ja Wilson	20	vs. Las Vegas - 8/22
Free Throws Attempted			Free Throws Attempted		
Allisha Gray	12	vs. Connecticut - 6/11	A'ja Wilson	21	vs. Las Vegas - 8/22
Laeticia Amihere	12	at Washington - 6/28			
Cheyenne Parker	12	vs. Connecticut - 7/22			
Rebounds			Rebounds		
Cheyenne Parker	14	vs. Connecticut - 6/11	Napheesa Collier	17	at Minnesota - 9/1
Monique Billings	14	vs. Seattle - 9/6			
Assists			Assists		
Haley Jones	9	at Connecticut - 6/15	Natasha Cloud	15	at Washington - 9/8
Steals			Steals		
Rhyne Howard	5	vs. Washington - 7/30	Courtney Vandersloot	7	vs. New York - 6/23
Turnovers			Turnovers		
Cheyenne Parker	6	at Dallas - 5/20	Alyssa Thomas	7	vs. Connecticut - 6/11
Cheyenne Parker	6	vs. Connecticut - 6/11			
Nia Coffey	6	at Connecticut - 7/20			
Allisha Gray	6	vs. Washington - 7/30			
Blocked Shots			Blocked Shots		
Nia Coffey	4	at Dallas - 5/20	Rebecca Allen	6	at Connecticut - 7/20
Cheyenne Parker	4	at Chicago - 7/7			
Rhyne Howard	4	vs. Connecticut - 7/22			
Cheyenne Parker	4	vs. Los Angeles - 8/25			

2023 DREAM RECORD BY TEAM

Team	Home	Away	OVR (PCT.)	Team	Home	Away	OVR (PCT.)
Chicago	2-0	2-0	4-0(1.000)	Minnesota	1-0	1-1	2-1 (.333)
Connecticut	0-1	1-1	1-3 (.250)	New York	0-2	1-1	1-3 (.250)
Dallas	0-0	0-2	0-2 (.000)	Phoenix	2-0	0-1	2-1 (.666)
Indiana	1-1	1-1	2-2 (.500)	Seattle	2-0	0-1	2-1 (.666)
Las Vegas	0-2	0-2	0-4 (.000)	Washington	2-0	1-1	3-1 (.750)
Los Angeles	1-1	1-1	2-2 (.500)				

2023 DREAM WIN-LOSS MARGIN																				
Margin	1	2	3	4	5	6	7	8	9	10	11	12	13	14	15	16	17	18	19	20+
Games Won By	-	-	-	1	2	2	2	-	2	1	4	-	1	1	-	-	-	2	-	1
Games Lost By	1	-	2	-	2	1	1	1	-	-	3	3	-	-	-	-	-	-	-	6

2023 DREAM RECORD BY DAY			
Day	Home	Away	OVR (%)
Sunday	3-2	2-2	5-4 (.556)
Monday	-	-	-
Tuesday	3-2	2-2	6-3(.666)
Wednesday	2-0	1-1	3-1 (.750)
Thursday	-	1-4	1-4 (.200)
Friday	3-5	1-0	4-5 (.444)
Saturday	0-1	0-2	0-3 (.000)

2023 DREAM RECORD BY MONTH			
Month	Home	Away	OVR (%)
May	1-1	1-1	2-2 (.500)
June	1-4	3-2	4-6 (.400)
July	5-1	3-2	8-3(.777)
August	3-2	0-6	3-8 (.273)
September	1-0	1-1	2-1 (.666)

2023 DREAM RECORD BY UNIFORM			
Uniform	Home	Away	OVR (%)
Red (H)	6-0	3-5	9-5 (.643)
White (E)	3-3	5-4	9-7 (.563)
Gray (R)	2-4	0-1	2-5(.286)

2023 MISC STATS													
		Dream Bench Pts	Dream Largest Deficit	Dream Pts the Paint	Dream 2 nd Chance Pts	Dream Fast Break Pts	Dream Pts off TO's	Opp Bench Pts	Opp Largest Deficit	Opp Pts in the Paint	Opp 2 nd Chance Pts	Opp Fast Break Pts	Opp Pts off TO's
5/20	at Dallas	21	22	32	21	10	11	5	4	28	8	11	23
5/23	at Minnesota	28	19	38	13	8	25	25	6	42	12	11	12
5/28	vs. Indiana	16	4	24	15	11	11	28	10	38	12	5	8
5/28	vs. Chicago	27	2	42	9	21	9	32	22	28	7	5	1
6/2	vs. Las Vegas	23	19	36	7	15	17	15	2	38	5	11	13
6/9	vs. New York	30	28	40	14	9	21	18	4	28	9	17	13
6/11	vs. Connecticut	18	15	42	23	7	42	35	10	42	15	16	12
6/13	at New York	27	7	36	16	15	11	7	11	26	8	7	21
6/15	at Connecticut	15	10	48	12	2	25	13	5	52	17	21	8
6/18	at Indiana	20	0	38	9	8	21	27	18	48	14	16	13
6/20	at Dallas	28	25	28	13	13	15	18	4	32	13	6	15
6/23	vs. New York	24	30	30	10	13	27	36	0	34	14	14	18
6/28	at Washington	18	32	38	11	7	11	32	2	36	16	13	15
6/30	vs. Washington	31	5	48	12	6	10	11	10	44	10	4	21
7/2	vs. Los Angeles	29	4	46	4	18	14	30	28	38	5	4	15
7/5	at Los Angeles	22	2	42	4	11	15	34	21	36	12	2	15
7/7	at Chicago	12	5	44	12	12	16	15	15	32	6	14	18
7/9	at Chicago	8	3	44	18	11	12	10	12	32	15	11	13
7/12	vs. Seattle	25	2	44	15	10	12	36	24	32	3	17	9
7/18	vs. Minnesota	24	0	24	4	9	15	9	22	30	7	15	13
7/20	at Connecticut	13	14	30	9	4	17	12	8	34	10	12	16
7/22	vs. Connecticut	18	20	22	16	11	11	15	0	36	13	8	20
7/25	vs. Phoenix	42	0	30	5	8	18	25	22	30	8	7	15
7/27	at New York	34	18	34	9	7	10	11	0	32	9	9	19
7/30	vs. Washington	15	6	32	4	19	15	12	9	32	12	11	10
8/1	at Las Vegas	18	22	28	9	12	32	22	6	36	6	18	3
8/3	at Phoenix	23	21	34	11	6	12	26	7	34	18	2	12
8/6	vs. Indiana	9	2	20	4	11	8	13	14	34	10	12	21
8/10	at Seattle	18	4	24	18	6	10	12	16	32	14	5	12
8/12	at Los Angeles	21	11	38	8	17	16	8	11	40	2	10	15
8/13	at Las Vegas	11	23	28	6	5	13	11	7	30	11	9	7
8/18	vs. Chicago	8	10	44	11	8	6	24	11	30	13	6	27
8/22	vs. Las Vegas	33	22	38	8	16	11	8	4	30	11	11	14
8/25	vs. Los Angeles	12	6	38	8	6	18	5	16	48	12	6	8
8/27	at Indiana	23	16	28	15	16	20	32	12	36	9	11	20
8/29	vs. Phoenix	21	0	52	13	18	10	40	30	40	2	4	19
9/1	at Minnesota	32	9	46	20	12	18	24	7	44	15	4	8
9/6	vs. Seattle	10	7	44	13	4	14	15	14	22	16	6	16
9/8	at Washington	13	1	28	11	8	15	19	13	24	0	12	6



#7 LAETICIA AMIHERE F • 6-4 • 185 • Rookie • South Carolina

she/her

2023 Highlights

- » Amihere saw her first playing time in the fourth quarter against Chicago (5/30), she played 5 minutes and recorded a block.
- » Provided an electric 9 minutes for the Dream in the 4th quarter against Dallas (6/20) recording 2 blocks and 4 points.
- » Played a season-high 17 minutes against Washington (6/28) and got to the line 12 times (tying a team-high for the season)
- » Scored a season high 9 points against Los Angeles (7/2)

AMIHERE 2023 GAME-BY-GAME

Date	Opp	GS	MP	FGM-A	3PM-A	FTM-A	OREB	DREB	REB	AST	STL	BLK	TO	PF	PTS
5/20	@ DAL														
5/23	@MIN														
5/23	vs. IND														
5/28	vs. CHI		5	0-2	0-0	0-0	0	0	0	0	0	1	1	1	0
6/2	vs. LVA														
6/9	vs. NYL		10	3-3	0-0	2-5	0	0	0	0	0	1	0	2	8
6/11	vs. CONN		2	2-2	0-0	1-1	0	0	0	0	0	1	1	1	5
6/13	@ NYL														
6/15	@CONN														
6/18	@IND														
6/20	@ DAL		9	2-3	0-0	0-0	0	2	2	0	0	2	1	1	4
6/23	vs. NYL		12	0-3	0-1	2-4	1	1	2	1	1	1	1	1	2
6/28	@ WAS		17	0-2	0-0	7-12	1	4	5	2	1	1	2	0	7
6/30	vs. WAS		14	1-4	0-0	3-6	0	1	1	0	0	0	0	0	5
7/2	vs. LAS		12	3-3	0-0	3-4	0	3	3	0	0	0	1	1	9
7/5	@ LAS		4	0-0	0-0	0-0	0	0	0	0	0	1	1	0	0
7/7	@ CHI														
7/9	@ CHI														
7/12	vs. SEA		7	0-1	0-0	0-0	0	0	0	0	0	0	0	2	0
7/18	vs. MIN														
7/20	@ CONN														
7/22	vs. CONN														
7/25	vs. PHO		9	0-3	0-0	0-0	0	1	1	0	0	0	1	4	0
7/27	@ NYL		4	1-2	0-0	0-0	0	0	0	0	0	0	0	2	2
7/30	vs. WASH														
8/1	@ LVA		4	1-4	0-0	1-3	1	0	1	0	0	0	0	0	3
8/3	@ PHO		7	1-1	0-0	1-2	1	0	1	0	0	0	1	0	3
8/6	vs. IND														
8/12	@ LAS														
8/13	@ LVA														
8/18	vs. CHI														
8/22	vs. LVA		11	2-4	0-0	2-2	0	2	2	0	1	0	0	4	6
8/25	vs. LAS														
8/27	@IND		5	0-0	0-0	0-0	0	0	0	0	1	0	0	0	0
8/29	vs. PHO		3	1-1	0-0	0-0	0	0	0	0	0	0	0	0	2
9/1	at MiN		4	0-1	0-0	0-0	0	0	0	0	1	0	0	0	0
9/6	vs. SEA														
9/8	at WASH		1	0-0	0-0	0-0	0	0	0	0	0	0	0	1	0

AMIHERE CAREER

Season	Team	G	GS	MIN	FGM-A	3PM-A	FTM-A	OR	DR	TOT	AST	STL	BS	TO	PF	PTS
2023	ATL	20	0	140	17-41	0-1	22-39	5	14	19	3	4	9	11	20	56
Career		20	0	140	17-41	0-1	22-39	5	14	19	3	4	9	11	20	56

SEASON HIGHS

Points	9 (7/2)
FG Made	3 (2 times)
FG Attempted	4 (2 times)
3PT FG Made	NONE
3PT FG Attempt.	1 (6/23)
FT Made:	7 (6/28)
FT Attempted	12 (6/28)
Off. Rebounds	1 (3 times)
Def. Rebounds	4 (6/28)
Total Rebounds	5 (6/28)
Assists	2 (8/22)
Blocks	2 (6/20)
Steals	1 (5 times)
Minutes	17 (6/28)
Double-Doubles (2023)	NONE



#25 MONIQUE BILLINGS

F • 6-4 • 185 • 6 yrs • UCLA

she/her

2023 Highlights:

- » Tallied 6 points and 4 rebounds in 19 minutes at Minnesota (5/23) earning the highest +/- of the team with a +12.
- » Billings scored a season-high 12 points against New York (6/13), including 10 in the final quarter.
- » In her second game of the season, Billing played 12 minutes and scored 2 points against Indiana (5/28)
- » Led the team in rebounds in consecutive games against Dallas (6/20) with 7 boards and against New York (6/23) with 9.
- » Recorded 10th career double-double with 10 points and 10 rebounds against the Sparks (8/25) and 11th against the Storm (9/6) with 15 points and 14 rebounds (12 defensive)

BILLINGS 2023 GAME-BY-GAME

Date	Opp	GS	MP	FGM-A	3PM-A	FTM-A	OREB	DREB	REB	AST	STL	BLK	TO	PF	PTS
5/20	@ DAL														
5/23	@ MIN		19	2-5	0-0	2-2	1	3	4	1	0	0	1	2	6
5/28	vs. IND		12	0-2	0-0	2-2	1	2	3	1	0	0	2	2	2
5/28	vs. CHI		16	2-7	0-1	5-6	2	1	3	0	0	1	0	0	9
6/2	vs. LVA		15	2-6	0-0	0-0	1	3	4	1	1	1	1	4	4
6/9	vs. NYL		8	1-3	0-0	0-0	0	3	3	1	0	0	3	0	2
6/11	vs. CONN		10	0-1	0-0	0-0	0	0	0	0	0	1	0	3	0
6/13	@ NYL		22	4-8	0-0	4-4	4	3	7	0	1	0	0	4	12
6/15	@ CONN		17	2-2	0-0	0-0	2	2	4	0	0	0	1	3	4
6/18	@ IND		10	0-1	0-0	0-0	0	3	3	0	0	1	1	2	0
6/20	@ DAL		13	1-4	0-0	1-2	3	4	7	2	0	0	1	1	3
6/23	vs. NYL		18	3-4	0-0	1-1	1	8	9	1	1	1	2	3	7
6/28	@ WAS		16	0-0	0-0	4-4	2	4	6	0	0	0	0	0	4
6/30	vs. WAS		19	3-5	0-0	3-3	1	5	6	0	1	0	0	3	9
7/2	vs. LAS		18	3-5	0-0	3-3	2	3	5	0	1	2	1	1	9
7/5	@ LAS		13	2-3	0-0	1-2	1	2	3	1	1	0	1	2	5
7/7	@ CHI		11	2-4	0-0	0-0	0	2	2	1	1	0	2	3	4
7/9	@ CHI		14	0-1	0-0	2-2	1	1	2	3	0	0	1	2	2
7/12	vs. SEA		11	2-6	0-0	3-4	1	4	5	0	1	0	1	3	7
7/18	vs. MIN *		23	3-9	0-0	0-0	1	3	4	0	1	1	1	2	6
7/20	@ CONN *		15	1-3	0-0	1-2	3	3	6	1	1	0	1	1	3
7/22	vs. CONN		5	0-0	0-0	2-2	0	2	2	0	0	0	0	1	2
7/25	vs. PHO		10	3-8	0-0	2-2	2	1	3	0	0	0	0	1	8
7/27	@ NYL		22	3-8	0-0	0-0	2	2	4	1	0	1	0	0	6
7/30	vs. WASH		15	1-1	0-0	0-0	0	3	3	1	0	0	1	3	2
8/1	@ LVA		9	0-1	0-0	1-2	0	2	2	1	0	1	0	0	1
8/3	@ PHO		15	3-5	0-0	2-3	1	2	3	1	1	0	2	1	8
8/6	vs. IND		11	0-0	0-0	0-0	0	2	2	3	0	0	0	2	0
8/10	@ SEA		19	1-6	0-0	1-2	2	9	11	0	0	1	1	5	3
8/12	@ LAS`		11	0-1	0-0	4-4	0	1	1	0	0	0	0	1	4
8/13	@ LVA		13	1-2	0-0	0-0	1	3	4	0	0	0	1	1	2
8/18	vs. CHI		16	1-5	0-0	0-0	2	2	4	0	1	0	0	0	2
8/22	vs. LVA		11	1-4	0-0	0-2	1	4	5	0	0	0	0	4	2
8/25	vs. LAS *		30	5-8	0-0	0-0	1	9	10	1	0	0	3	4	10
8/27	@ IND *		24	1-4	0-0	0-0	2	2	4	1	0	0	2	3	2
8/29	vs. PHO *		23	3-9	0-0	2-2	2	5	7	1	0	0	0	1	8
9/1	at MIN *		31	1-6	0-0	0-0	4	6	10	1	2	0	2	1	2
9/6	vs. SEA *		33	6-11	0-1	3-3	2	12	14	4	1	0	1	1	15
9/8	at WASH *		32	1-3	0-1	4-4	0	8	8	1	0	0	0	3	6

SEASON/CAREER HIGHS

Points (2023)	15 (9/6)
Points (Career)	30 (7/26/20)
FG Made (2023)	6 (9/6)
FG Made (Career)	10 (7/26/20)
FG Attempted (2023)	11 (9/6)
FG Attempted (Career)	14 (2 times)
3PT FG Made (2023)	NONE
3PT FG Made (Career)	1 (2019)
3PT FG Attempt. (2023)	1 (3 times)
3PT FG Att. (Career)	1 (5 times)
FT Made (2023)	5 (5/30)
FT Made (Career)	10 (7/26/20)
FT Attempted (2023)	6 (5/30)
FT Attempted (Career)	12 (7/26/20)
Off. Rebounds (2022)	4 (2 times)
Off. Rebounds (Career)	9 (7/14/19)
Def. Rebounds (2023)	12 (9/6)
Def. Rebounds (Career)	12 (2 times)
Total Rebounds (2023)	14 (9/6)
Total Rebounds (Career)	16 (7/14/19)
Assists (2023)	4 (9/6)
Assists (Career)	5 (8/19/20)
Blocks (2023)	2 (7/2)
Blocks (Career)	4 (2 times)
Steals (2023)	2 (9/1)
Steals (Career)	4 (6/26/21)
Minutes (2023)	33 (9/6)
Minutes (Career)	38 (8/19/20)
Double-Doubles (2023)	2 (8/25, 9/6)
Double-Doubles (Career)	11

BILLINGS CAREER

Season	Team	G	GS	MIN	FGM-A	3PM-A	FTM-A	OR	DR	TOT	AST	STL	BS	TO	PF	PTS
2018	ATL	32	0	353	41 - 93	0 - 0	24 - 32	37	51	88	12	14	1	14	37	106
2019	ATL	29	2	553	56 - 144	1 - 1	47 - 60	61	140	201	16	17	12	46	66	160
2020	ATL	22	16	596	68 - 170	0 - 0	51 - 67	58	129	187	27	24	18	42	62	187
2021	ATL	31	9	739	100 - 202	0 - 2	52 - 77	88	112	200	32	37	32	44	79	252
2022	ATL	23	8	401	55-117	0-1	39-51	45	101	146	26	19	8	31	54	149
2023	ATL	38	8	627	65-162	0-4	49-59	50	137	187	29	15	11	34	75	179
Career		175	43	3269	385-888	1-8	262-346	339	670	1009	142	126	82	210	373	1033



#12 NIA COFFEY

F • 6-1 • 182 • 6 yrs • Northwestern

she/her

2023 Highlights:

- » Coffey had 10 blocks through four games, tying Elizabeth Williams (2016) for most blocks to start a season through 4 games in franchise history.
- » Scored her 100th 3-pointer against Indiana (6/18).
- » Recorded her 100th career assists in the Dream’s victory against New York (6/13)
- » Coffey recorded 3 blocks and 7 rebounds against the Sun (6/15).
- » Recorded her first double-double of the season with 13 points, 10 rebounds against Lynx (7/18)
- » Followed up with another double-double with 13 points and 13 boards (7/20)
- » Scored a season-high 15 points against the Mystics (6/30).

COFFEY 2023 GAME-BY-GAME																	SEASON/CAREER HIGHS	
Date	Opp	GS	MP	FGM-A	3PM-A	FTM-A	OREB	DREB	REB	AST	STL	BLK	TO	PF	PTS		Points (2023)	16 (7/30)
5/20	@ DAL	*	20	1-3	1-2	0-0	0	3	3	0	1	4	0	4	3		Points (Career)	23 (5/27/18)
5/23	@ MIN	*	17	1-4	1-3	0-0	1	1	2	0	1	2	0	4	3		FG Made (2023)	6 (2 times)
5/28	vs. IND	*	20	1-2	1-1	0-0	0	3	3	1	0	1	0	1	3		FG Made (Career)	8 (5/27/18)
5/28	vs. CHI	*	21	2-6	1-2	0-0	0	8	8	4	1	3	1	2	5		FG Attempted (2023)	12 (2 times)
6/2	vs. LVA	*	12	1-3	1-2	0-0	0	2	2	1	0	1	1	1	3		FG Attempted (Career)	14 (6/19/18)
6/9	vs. NYL	*	22	3-5	1-2	0-1	1	4	5	2	1	0	2	4	7		3PT FG Made (2023)	4 (7/30)
6/11	vs. CONN	*	25	1-4	1-4	0-0	0	3	3	2	0	2	3	4	3		3PT FG Made (Career)	4 (7/30)
6/13	@ NYL	*	17	5-8	2-5	0-0	1	1	2	2	0	0	1	2	12		3PT FG Attempt. (2023)	6 (7/22)
6/15	@ CONN	*	29	1-5	0-2	0-0	0	7	7	3	1	3	1	1	2		3PT FG Att. (Career)	8 (6/20/21)
6/18	@ IND	*	24	3-5	3-4	2-2	0	4	4	6	0	0	0	3	11		FT Made (2023)	3 (3 times)
6/20	@ DAL	*	22	1-3	0-2	0-1	0	1	1	0	1	0	0	1	2		FT Made (Career)	7 (2 times)
6/23	vs. NYL	*	15	0-2	0-0	0-0	0	2	2	2	0	1	0	1	0		FT Attempted (2023)	4 (2 times)
6/28	@ WAS	*	23	5-11	1-1	3-3	0	4	4	1	2	1	2	3	14		FT Attempted (Career)	10 (5/20/18)
6/30	vs. WAS	*	26	5-12	2-3	3-3	2	2	4	2	1	0	3	2	15		Off. Rebounds (2023)	2 (4 times)
7/2	vs. LAS	*	12	5-7	2-3	1-1	2	3	5	0	0	0	1	2	13		Off. Rebounds (Career)	3 (4 times)
7/5	@ LAS	*	24	3-7	2-5	1-2	0	6	6	1	1	1	1	3	9		Def. Rebounds (2023)	12 (7/20)
7/7	@ CHI	*	30	2-10	0-3	0-0	2	7	9	1	1	1	3	2	4		Def. Rebounds (Career)	12 (7/20)
7/9	@ CHI	*	25	4-9	0-0	0-1	2	4	6	1	1	1	1	2	8		Total Rebounds (2023)	13 (7/20)
7/12	vs. SEA	*	18	2-4	0-1	0-0	0	7	7	0	1	1	0	0	4		Total Rebounds (Career)	13 (7/20)
7/18	vs. MIN	*	26	5-10	3-5	0-0	0	10	10	4	0	1	1	4	13		Assists (2023)	6 (6/18)
7/20	@ CONN	*	34	6-8	1-2	0-0	1	12	13	0	0	2	6	2	13		Assists (Career)	6 (2 times)
7/22	vs. CONN	*	28	2-9	0-6	0-0	1	4	5	0	0	1	1	2	4		Blocks (2023)	4 (5/20)
7/25	vs. PHO	*	16	3-4	1-1	0-0	0	3	3	3	0	1	1	1	7		Blocks (Career)	6 (6/1/21)
7/27	@ NYL	*	14	0-2	0-0	0-0	0	2	2	1	0	0	0	3	0		Steals (2023)	2 (3 times)
7/30	vs. WASH	*	25	6-12	4-7	0-2	0	9	9	5	0	2	1	2	16		Steals (Career)	3 (2 times)
8/1	@ LVA	*	15	5-7	1-2	3-4	0	2	2	1	0	2	3	3	14		Minutes (2023)	34 (7/20)
8/3	@ PHO	*	22	1-5	0-3	0-0	1	3	4	0	2	1	1	2	2		Minutes (Career)	34 (7/20)
8/6	vs. IND	*	30	4-8	1-3	0-0	0	5	5	3	2	2	2	2	9		Double-Doubles (2023)	3
8/10	@ SEA	*	21	1-8	1-4	0-0	0	2	2	1	1	0	1	0	3		Double-Doubles (Career)	6
8/12	@ LAS	*	19	1-2	0-1	0-0	0	2	2	1	0	3	2	5	2			
8/13	@ LVA	*	27	3-7	2-3	2-4	1	9	10	0	0	0	5	4	10			
8/18	vs. CHI					DNP - Injury/Illness - Hand												
8/22	vs. LVA					DNP - Injury/Illness - Hand												
8/25	vs. LAS					DNP - Injury/Illness - Hand												
8/27	@ IND					DNP - Injury/Illness - Hand												
8/29	vs. PHO					DNP - Injury/Illness - Hand												
9/1	at MIN					DNP - Injury/Illness - Hand												
9/6	vs. SEA					DNP - Injury/Illness - Hand												
9/8	at WASH					DNP - Injury/Illness - Hand												

COFFEY CAREER																
Season	Team	G	GS	MIN	FGM-A	3PM-A	FTM-A	OR	DR	TOT	AST	STL	BS	TO	PF	PTS
2017	SAN	27	1	210	16 - 59	0 - 4	16 - 22	17	33	50	6	5	6	16	36	48
2018	LVA	28	10	386	52 - 137	2 - 5	42 - 68	21	45	66	17	9	6	36	47	148
2019	ATL	28	6	389	47 - 139	22 - 58	23 - 42	23	55	78	12	14	13	21	52	139
2020	PHO	15	1	230	16 - 38	7 - 21	1 - 6	5	32	37	12	5	5	7	30	40
2021	LAS	32	17	805	93 - 221	50 - 120	28 - 36	18	104	122	28	25	38	45	85	264
2022	ATL	16	16	336	35 - 101	9 - 31	23 - 31	7	76	83	12	10	2	35	35	102
2023	ATL	31	31	680	83-192	33-82	15-24	15	135	140	48	17	37	44	68	214
Career		177	82	3035	342-887	123-321	148-229	106	480	586	135	85	107	204	353	955



#23 AD they/them G • 5-10 • 151 • 2 yrs • Louisville

2023 Highlights:

- » Put up 12 points in the Dream’s season opener at Dallas (5/20), hitting two three-pointers and adding two steals and an assist.
- » Scored 13 points and played a crucial role coming off the bench in the Dream’s victory against New York (6/13).
- » scored 13 points against the Aces (6/2), including three triple’s from behind the arc.
- » Scored their highest points (15) of the season against the Mystics (6/30).
- » Provided an electric 13 first half points against Minnesota (7/18).

AD 2023 GAME-BY-GAME

Date	Opp	GS	MP	FGM-A	3PM-A	FTM-A	OREB	DREB	REB	AST	STL	BLK	TO	PF	PTS
5/20	@ DAL	18	18	4-10	2-4	2-2	0	1	1	2	1	0	2	0	12
5/23	@ MIN	17	17	2-5	1-4	2-2	0	0	0	3	0	0	2	1	7
5/28	vs. IND	15	15	1-6	0-2	2-2	0	1	1	1	0	0	0	1	4
5/30	vs. CHI	15	15	0-5	0-1	1-2	0	2	2	0	1	1	0	2	1
6/2	vs. LVA	12	12	5-7	3-4	0-0	0	1	1	1	0	0	0	0	13
6/9	vs. NYL	16	16	3-9	0-2	1-1	1	1	2	2	0	0	2	1	7
6/11	vs. CONN	17	17	4-9	1-3	0-0	0	1	1	1	1	0	0	4	9
6/13	@ NYL	18	18	5-12	1-6	2-3	1	0	1	3	1	1	1	1	13
6/15	@ CONN	15	15	3-7	0-1	1-2	0	2	2	1	0	0	0	0	7
6/18	@ IND	15	15	3-6	1-2	0-0	0	0	0	1	0	0	1	1	7
6/20	@ DAL	7	7	1-6	0-2	0-0	0	2	2	0	0	0	0	1	2
6/23	vs. NYL	16	16	1-7	0-1	3-3	0	3	3	0	0	0	3	1	5
6/28	@ WAS	10	10	1-4	0-2	1-2	1	0	1	0	0	0	0	1	3
6/30	vs. WAS	17	17	4-7	2-2	5-7	0	2	2	2	0	0	3	1	15
7/2	vs. LAS	13	13	0-4	0-0	0-0	0	3	3	0	1	1	2	0	0
7/5	@ LAS	17	17	2-5	0-2	3-4	0	1	1	2	0	0	0	1	7
7/7	@ CHI	3	3	0-0	0-0	0-0	0	0	0	0	0	0	1	1	0
7/9	@ CHI	5	5	0-2	0-0	0-0	0	2	2	1	0	0	0	0	0
7/12	vs. SEA	16	16	3-7	1-4	0-0	0	2	2	1	0	0	2	1	7
7/18	vs. MIN	14	14	4-6	3-5	2-2	0	2	2	1	0	0	0	2	13
7/20	@ CONN	5	5	0-1	0-0	0-0	0	0	0	0	1	0	1	0	0
7/22	vs. CONN	11	11	0-1	0-1	0-0	0	3	3	0	0	0	1	1	0
7/25	vs. PHO	16	16	5-7	2-3	0-0	0	0	0	0	1	0	1	1	12
7/27	@ NYL	3	3	0-1	0-0	2-2	0	1	1	0	0	0	0	0	2
7/30	vs. WASH	7	7	0-3	0-0	2-2	0	1	1	0	0	0	0	1	2
8/1	@ LVA	8	8	2-2	1-1	0-0	0	1	1	0	0	0	0	0	5
8/3	@ PHO	6	6	0-1	0-0	0-0	0	0	0	2	0	0	0	2	0
8/6	vs. IND					DNP - Coach’s Decision									
8/10	@ SEA	7	7	1-3	1-1	0-0	0	0	0	1	0	0	2	1	3
8/12	@ LAS					DNP - Coach’s Decision									
8/13	@ LVA	10	10	2-5	0-2	1-2	0	2	2	0	0	0	4	1	5
8/18	vs. CHI	4	4	0-1	0-1	0-0	0	0	0	0	0	0	0	0	0
8/22	vs. LVA	1	1	0-0	0-0	0-0	0	0	0	0	0	0	0	0	0
8/25	vs. LAS	9	9	4-6	0-1	0-0	0	1	1	0	2	0	0	0	8
8/27	@ IND	3	3	1-2	0-0	0-0	0	0	0	0	0	0	0	0	2
8/29	vs. PHO	8	8	0-2	0-1	0-0	0	0	0	0	0	0	0	0	0
9/1	at MIN	9	9	0-3	0-1	0-1	0	0	0	0	1	0	0	0	0
9/6	vs. SEA	7	7	1-1	0-0	0-0	0	0	0	0	0	0	0	1	2
9/8	at WASH					DNP - Injury/Illness - Right Knee									

SEASON/CAREER HIGHS	
Points (2023)	15 (6/30)
Points (Career)	23 (6/24/22)
FG Made (2023)	5 (3 times)
FG Made (Career)	10 (6/12/19)
FG Attempted (2023)	10 (5/20)
FG Attempted (Career)	17 (6/15/22)
3PT FG Made (2023)	3 (2 times)
3PT FG Made (Career)	4 (3 times)
3PT FG Attempt. (2023)	7 (6/23)
3PT FG Att. (Career)	7 (6/23)
FT Made (2023)	5 (6/30)
FT Made (Career)	5 (2 times)
FT Attempted (2023)	7 (6/30)
FT Attempted (Career)	7 (6/30)
Off. Rebounds (2023)	1 (3 times)
Off. Rebounds (Career)	3 (6/15/22)
Def. Rebounds (2023)	3 (3 times)
Def. Rebounds (Career)	4 (7/3/19)
Total Rebounds (2023)	3 (3 times)
Total Rebounds (Career)	4 (2 times)
Assists (2023)	3 (2 times)
Assists (Career)	4 (3 times)
Blocks (2023)	1 (3 times)
Blocks (Career)	3 (7/7/19)
Steals (2023)	2 (8/25)
Steals (Career)	4 (6/7/19)
Minutes (2023)	18 (2 times)
Minutes (Career)	36 (6/28/19)
Double-Doubles (2023)	NONE
Double-Doubles (Career)	NONE

AD CAREER

Season	Team	G	GS	MIN	FGM-A	3PM-A	FTM-A	OR	DR	TOT	AST	STL	BS	TO	PF	PTS
2019	NYL	18	15	480	71 - 152	15 - 51	18 - 22	5	24	29	31	10	7	21	34	175
2022	TOT	25	2	368	60 - 152	23 - 57	31 - 39	7	23	30	30	10	4	22	32	174
2023	ATL	36	0	392	62-163	19-59	30-39	3	35	38	25	10	3	28	28	173
Career		79	17	1240	193-467	57-167	79-100	15	82	97	86	30	14	71	94	522



#15 ALLISHA GRAY

G • 6-0 • 160 • 6 yrs • South Carolina

she/her

2023 Highlights:

- » Scored a career-high 27 points and recorded her second double-double of the season in the overtime win against the Sun (6/15)
- » Led the team with 26 points with 10 boards in the Dream’s first victory of the season against Minnesota (5/23) for her 7th career double-double.
- » Gray had her second 27 point game of her career against Washington (7/30).
- » Hit a career-high 10 free throws against the Sun (6/11).
- » Led the Dream against the Mystics with 26 points, 5 rebounds and 4 assists.
- » Led the Dream in points (25), rebounds (8) and assists (6) against the Liberty (7/27).

GRAY 2023 GAME-BY-GAME																
Date	Opp	GS	MP	FGM-A	3PM-A	FTM-A	OREB	DREB	REB	AST	STL	BLK	TO	PF	PTS	
5/20	@ DAL	*	32	4-14	0-5	2-3	3	4	7	7	0	0	4	4	10	
5/23	@ MIN	*	35	8-17	3-6	7-8	3	7	10	1	1	2	3	0	26	
5/28	vs. IND	*	32	6-12	3-6	4-5	0	4	4	4	0	0	0	4	19	
5/30	vs. CHI	*	27	5-9	0-1	3-4	1	3	4	1	0	0	2	0	13	
6/2	vs. LVA	*	36	6-11	1-2	3-3	1	4	5	5	1	0	3	2	16	
6/9	vs. NYL	*	31	6-14	1-2	4-4	0	5	5	1	0	0	2	2	17	
6/11	vs. CONN	*	31	4-11	0-1	10-12	3	3	6	3	3	0	4	2	18	
6/13	@ NYL	*	30	5-13	1-3	5-6	3	3	6	1	2	0	1	2	16	
6/15	@ CONN	*	45	10-14	1-2	6-7	1	9	10	2	0	0	2	4	27	
6/18	@ IND	*	29	9-13	1-2	6-6	0	2	2	3	2	0	2	3	25	
6/20	@ DAL	*	29	3-11	0-1	3-4	0	3	3	4	0	0	3	3	9	
6/23	vs. NYL	*	30	6-12	1-1	4-5	1	3	4	2	2	0	1	2	17	
6/28	@ WAS	*	36	5-12	0-3	7-9	1	2	3	3	1	0	1	4	17	
6/30	vs. WAS	*	40	10-18	1-3	5-5	1	4	5	4	1	1	0	3	26	
7/2	vs. LAS	*	32	5-9	0-1	5-7	0	2	2	2	2	0	3	2	15	
7/5	@ LAS	*	34	8-14	2-4	5-7	0	4	4	6	1	0	1	4	23	
7/7	@ CHI	*	37	8-11	2-2	3-3	2	3	5	3	3	1	3	2	21	
7/9	@ CHI	*	36	3-13	1-5	4-5	0	5	5	5	1	0	4	2	11	
7/12	vs. SEA	*	32	8-18	0-4	3-4	4	2	6	3	1	0	2	2	19	
7/18	vs. MIN	*	29	3-9	3-6	3-4	2	1	3	6	2	0	2	2	12	
7/20	@ CONN	*	35	5-12	1-2	7-8	2	4	6	7	0	1	2	3	18	
7/22	vs. CONN	*	34	6-12	1-2	4-8	1	6	7	2	2	0	1	6	17	
7/25	vs. PHO	*	25	4-11	2-2	2-4	1	4	5	3	0	2	0	1	12	
7/27	@ NYL	*	39	10-16	2-5	3-6	3	5	8	6	1	0	2	0	25	
7/30	vs. WASH	*	37	8-11	3-6	8-8	1	4	5	4	1	1	6	0	27	
8/1	@ LVA	*	31	3-11	0-4	2-2	1	1	2	2	1	0	1	4	8	
8/3	@ PHO	*	23	4-10	1-3	1-2	2	2	4	1	1	0	0	3	10	
8/6	vs. IND	*	33	6-10	3-4	6-8	1	2	3	4	1	1	2	3	21	
8/10	@ SEA	*	32	5-13	0-2	7-9	4	3	7	3	3	0	0	5	17	
8/12	@ LAS	*	30	2-6	0-1	4-4	1	3	4	4	1	0	3	6	8	
8/13	@ LVA	*	33	5-11	1-1	8-8	2	1	3	0	1	1	1	3	19	
8/18	vs. CHI	*	38	7-16	2-4	4-4	1	6	7	0	0	0	2	1	20	
8/22	vs. LVA					DNP - Injury/Illness - Ankle										
8/25	vs. LAS					DNP - Injury/Illness - Ankle										
8/27	@ IND	*	36	4-12	1-3	4-4	0	4	4	4	0	1	1	1	13	
8/29	vs. PHO	*	26	8-10	0-0	2-2	0	0	0	4	1	0	2	2	18	
9/1	at MIN	*	29	4-11	1-3	2-2	0	7	7	3	1	1	0	5	11	
9/6	vs. SEA	*	33	9-22	0-6	0-0	0	3	3	2	2	1	2	2	18	
9/8	at WASH	*	37	4-12	2-7	7-7	1	7	8	1	0	0	2	2	17	

SEASON/CAREER HIGHS	
Points (2023)	27 (2 times)
Points (Career)	27 (2 times)
FG Made (2023)	10 (3 times)
FG Made (Career)	10 (3 times)
FG Attempted (2023)	22 (9/6)
FG Attempted (Career)	22 (9/6)
3PT FG Made (2023)	3 (4 times)
3PT FG Made (Career)	5 (8/19/20)
3PT FG Attempt. (2023)	6 (4 times)
3PT FG Att. (Career)	10 (7/5/17)
FT Made (2023)	10 (6/11)
FT Made (Career)	10 (6/11)
FT Attempted (2023)	10 (6/11)
FT Attempted (Career)	10 (6/11)
Off. Rebounds (2023)	4 (7/12)
Off. Rebounds (Career)	5 (2 times)
Def. Rebounds (2023)	9 (6/15)
Def. Rebounds (Career)	11 (9/5/21)
Total Rebounds (2023)	10 (6/15)
Total Rebounds (Career)	14 (9/5/21)
Assists (2023)	7 (2 times)
Assists (Career)	10 (7/30/18)
Blocks (2023)	2 (2 times)
Blocks (Career)	5 (5/19/22)
Steals (2023)	3 (3 times)
Steals (Career)	5 (8/1/19)
Minutes (2023)	45 (6/15)
Minutes (Career)	45 (6/15)
Double-Doubles (2023)	2
Double-Doubles (Career)	8

GRAY CAREER																
Season	Team	G	GS	MIN	FGM-A	3PM-A	FTM-A	OR	DR	TOT	AST	STL	BS	TO	PF	PTS
2017	DAL	34	34	924	150-394	35-117	106-132	55	79	134	45	52	20	42	71	441
2018	DAL	34	34	907	100-248	30-111	82-95	40	75	115	82	44	8	47	76	312
2019	DAL	34	29	1035	117-256	33-86	95-112	45	96	141	78	42	14	50	87	362
2020	DAL	20	14	524	91-196	25-71	54-65	27	57	84	26	22	6	22	38	261
2021	DAL	25	16	694	106-242	30-82	56-65	33	97	130	42	25	21	34	53	298
2022	DAL	33	33	1086	146-345	64-157	83-104	29	130	159	84	37	24	42	78	439
2023	ATL	37	37	1214	216-461	41-115	163-197	47	135	182	116	39	13	70	96	636
Career		217	197	6385	926-2142	258-739	639-770	276	669	945	473	261	106	306	499	2749



#00 NAZ HILLMON

she/her

F • 6-2 • 190 • 1 yr • Michigan

2023 Highlights:

- » Pulled down 8 rebounds and scored 7 points in the Dream’s season opener at Dallas (5/20).
- » Scored 13 points on 75.0% shooting with 4 rebounds at Minnesota (5/23).
- » Hillmon scored in the double digits (10) for the second consecutive game, going 6/6 from the free throw line against Indiana (5/28)
- » Hillmon played a different role against Chicago (5/30) as a facilitator, leading the team in assists (4) in her 14 minutes.
- » Recorded a season-high 8 rebounds and career-high 5 on the offensive glass against Chicago (7/9).

HILLMON 2023 GAME-BY-GAME																	SEASON/CAREER HIGHS	
Date	Opp	GS	MP	FGM-A	3PM-A	FTM-A	OREB	DREB	REB	AST	STL	BLK	TO	PF	PTS		Points (2023)	13 (2 times)
5/20	@ DAL		20	2-3	0-0	3-3	2	6	8	0	0	0	3	3	7		Points (Career)	13 (3 times)
5/20	@ MIN		20	6-9	0-1	1-1	1	3	4	0	0	0	3	2	13		FG Made (2023)	6 (5/23)
5/28	vs IND		21	2-4	0-0	6-6	2	0	2	1	0	0	2	1	10		FG Made (Career)	6 (7/15/22)
5/30	vs CHI		14	1-2	0-0	2-2	0	3	3	4	1	1	2	0	4		FG Attempted (2023)	9 (5/23)
6/2	vs. LVA		15	1-2	0-0	0-0	0	2	2	3	0	0	1	3	2		FG Attempted (Career)	10 (2 times)
6/9	vs. NYL *		25	1-2	0-0	0-0	2	2	4	1	1	0	1	4	2		3PT FG Made (2023)	NONE
6/11	vs. CONN		15	2-4	0-0	0-0	0	2	2	1	1	0	3	4	4		3PT FG Made (Career)	NONE
6/13	@ NYL		5	1-1	0-0	0-0	1	0	1	1	0	0	1	0	2		3PT FG Attempt. (2023)	1 (5/23)
6/15	@CONN		17	2-5	0-0	0-0	1	4	5	1	1	0	1	2	4		3PT FG Attempt. (Career)	1 (2 times)
6/18	@IND		19	2-2	0-0	2-2	1	2	3	0	0	0	2	1	6		FT Made (2023)	6 (2 times)
6/20	@ DAL		13	0-1	0-0	4-4	3	2	5	0	0	1	1	1	4		FT Made (Career)	6 (2 times)
6/23	vs. NYL		12	1-2	0-0	0-0	1	3	4	1	0	0	0	2	2		FT Attempted (2023)	6 (2 times)
6/28	@ WAS		8	2-5	0-0	0-2	2	1	3	0	0	0	1	0	4		FT Attempted (Career)	6 (2 times)
6/30	vs. WAS		2	1-2	0-0	0-0	0	1	1	0	0	0	0	0	2		Off. Rebounds (2023)	5 (7/9)
7/2	vs LAS		17	1-2	0-0	0-0	0	7	7	1	1	0	1	4	2		Off. Rebounds (Career)	5 (7/9)
7/5	@ LAS		14	2-4	0-0	0-0	1	1	2	1	0	1	0	0	4		Def. Rebounds (2023)	7 (7/2)
7/7	@ CHI		12	3-5	0-0	2-3	1	0	1	0	0	0	0	1	8		Def. Rebounds (Career)	11 (7/15/22)
7/9	@ CHI		15	1-5	0-0	0-0	5	3	8	2	1	0	0	0	2		Total Rebounds (2023)	9 (9/1)
7/12	vs. SEA		15	1-2	0-0	0-0	1	3	4	1	0	0	0	2	2		Total Rebounds (Career)	14 (7/24/22)
7/18	vs. MIN		13	1-1	0-0	1-2	1	1	2	0	0	0	2	1	3		Assists (2023)	4 (5/30)
7/20	@ CONN		6	0-0	0-0	1-2	0	1	1	0	1	0	0	0	1		Assists (Career)	4 (2 times)
7/22	vs. CONN		4	0-1	0-0	2-2	0	1	1	0	0	0	0	0	2		Blocks (2023)	1 (3 times)
7/25	vs. PHO		9	0-0	0-0	0-0	1	0	1	1	0	0	1	2	0		Blocks (Career)	2 (2 times)
7/27	@ NYL		2	0-0	0-0	1-2	0	0	0	0	0	0	0	0	1		Steals (2023)	1 (7 times)
7/30	vs. WASH		10	1-2	0-0	0-0	0	2	2	0	0	0	0	1	2		Steals (Career)	3 (6/24/22)
8/1	@ LVA		17	1-3	0-0	0-0	0	4	4	0	0	0	0	0	2		Minutes (2023)	26 (9/1)
8/3	@ PHO		16	0-3	0-0	0-0	1	4	5	0	0	0	3	3	0		Minutes (Career)	37 (2 times)
8/6	vs. IND		10	0-2	0-0	0-2	0	2	2	1	0	0	0	1	0		Double-Doubles (2023)	NONE
8/10	@ SEA		10	0-1	0-0	0-0	0	2	2	0	0	0	1	3	0		Double-Doubles (Career)	1
8/12	@ LAS		11	0-1	0-0	4-4	0	1	1	0	0	0	0	1	4			
8/13	@ LVA		4	1-1	0-0	0-0	0	1	1	0	0	0	1	1	2			
8/18	vs. CHI *		15	4-7	0-0	0-0	1	3	4	0	0	0	0	0	8			
8/22	vs. LVA *		19	2-5	0-0	2-2	1	1	2	1	0	0	1	2	6			
8/25	vs. LAS		13	2-3	0-0	0-0	2	0	2	0	0	0	1	1	4			
8/27	@ IND		21	3-7	0-0	6-6	4	4	8	1	0	0	1	2	12			
8/29	vs. PHO		16	3-5	0-0	0-0	4	2	6	1	0	0	1	2	6			
9/1	at MIN		26	4-6	0-0	5-5	4	5	9	2	0	0	2	2	13			
9/6	vs. SEA		10	0-0	0-0	0-0	1	2	3	0	0	0	2	5	0			
9/8	at WASH		16	2-2	0-0	2-2	3	3	6	1	0	0	0	0	6			
HILLMON CAREER																		
Season	Team	G	GS	MIN	FGM-A	3PM-A	FTM-A	OR	DR	TOT	AST	STL	BS	TO	PF	PTS		
2022	ATL	34	12	674	59-123	0-2	32-39	52	120	172	41	22	10	40	51	150		
2023	ATL	39	3	525	56-112	0-1	44-52	47	84	131	26	7	3	38	57	156		
Career		73	15	1198	115-235	0-3	76-91	99	204	303	67	29	13	78	108	306		



#10 RHYNE HOWARD

G • 6-3 • 175 • 1 yr • Kentucky

she/her

2023 Highlights:

- » Recorded her first career double-double with a career-best 10 rebounds and a team-high 20 points in the Dream’s season opener at Dallas (5/20), adding two assists and 3 steals.
- » Dished out her highest assist count of her career with 8 against the Mystics (6/30)
- » Scored a career-high and historic 43 points on 70% shooting (14/20) against the Sparks (7/2), becoming the only the second Dream player ever to score 40 + points.
- » Dropped 32 points, 6 rebounds, 4 assists and 4 steals against Chicago (7/9)
- » Became the fastest Dream player to reach 1000 career points (59 games) vs. the Mystics (7/30).
- » Howard became the 10th player in WNBA history and first for the Dream to earn 14 games with 20+ points, 2+ 3PM, and 70 + FG % in under two seasons (5/30)

HOWARD 2023 GAME-BY-GAME															
Date	Opp	GS	MP	FGM-A	3PM-A	FTM-A	OREB	DREB	REB	AST	STL	BLK	TO	PF	PTS
5/20	@ DAL	*	35	8-24	4-12	0-0	3	7	10	2	0	1	0	5	20
5/23	@ MIN	*	29	3-12	1-4	1-1	2	2	4	6	3	1	2	4	8
5/28	vs. IND	*	32	8-18	3-7	4-7	1	3	4	1	1	0	1	3	23
5/30	vs. CHI	*	29	8-11	2-4	2-4	0	4	4	1	1	0	0	0	20
6/2	vs. LVA	*	33	5-15	2-7	3-3	1	3	4	5	1	1	1	2	15
6/9	vs. NYL	*	30	4-12	3-7	4-7	0	2	2	2	1	0	1	2	15
6/11	vs. CONN	*	35	4-13	2-10	6-8	2	6	8	2	0	0	5	2	16
6/13	@ NYL	*	34	4-11	2-5	2-2	0	5	5	4	0	0	3	5	12
6/15	@ CONN	*	40	6-14	2-7	5-6	1	3	4	6	0	0	4	3	19
6/18	@ IND	*	33	7-15	2-5	5-6	1	5	6	1	1	1	1	1	21
6/20	@ DAL	*	30	3-13	2-5	7-10	1	3	4	2	1	1	1	1	15
6/23	vs. NYL	*	26	6-13	3-5	9-9	2	4	6	2	0	0	5	4	24
6/28	@ WAS	*	26	3-9	2-4	0-0	0	1	1	4	1	0	0	4	8
6/30	vs. WAS	*	39	5-10	2-3	2-3	2	3	5	8	3	0	1	3	14
7/2	vs. LAS	*	32	14-20	6-12	9-9	0	2	2	4	2	2	3	5	43
7/5	@ LAS	*	25	5-9	5-9	0-0	0	5	5	6	1	0	0	4	15
7/7	@ CHI	*	39	7-16	3-9	0-1	0	5	5	2	1	0	2	2	17
7/9	@ CHI	*	38	12-22	4-9	4-5	1	5	6	4	4	1	1	1	32
7/12	vs. SEA	*	31	5-15	3-10	2-3	1	5	6	5	2	0	5	3	15
7/18	vs. MIN	*	36	8-21	3-13	2-3	0	3	3	7	0	0	2	4	21
7/20	@ CONN	*	38	7-19	4-9	4-5	0	2	2	3	3	0	4	3	22
7/22	vs. CONN	*	35	5-18	4-9	8-9	1	5	6	2	2	4	2	3	22
7/25	vs. PHO	*	21	4-7	2-4	0-0	0	3	3	0	2	0	2	1	10
7/27	@ NYL	*	35	4-17	1-8	1-2	0	5	5	2	0	0	1	4	10
7/30	vs. WASH	*	30	4-10	3-7	0-0	0	5	5	0	5	2	5	3	11
8/1	@ LVA	*	34	3-10	0-3	0-0	0	6	6	6	1	1	2	2	6
8/3	@ PHO	*	34	4-12	1-7	5-6	0	2	2	2	0	2	1	3	14
8/6	vs. IND	*	36	9-18	3-7	3-6	0	4	4	3	2	2	1	1	24
8/10	@ SEA	*	34	6-20	4-10	4-5	0	6	6	1	3	0	4	4	20
8/12	@ LAS	*	37	5-14	3-9	4-4	0	5	5	1	1	0	1	2	17
8/13	@ LVA	*	32	4-14	1-5	3-3	0	5	5	4	1	0	1	1	12
8/18	vs. CHI						DNP - Injury/Illness - Facial								
8/22	vs. LVA	*	35	9-16	3-7	6-8	0	6	6	5	2	0	0	2	27
8/25	vs. LAS	*	31	5-12	3-3	2-2	0	1	1	2	0	0	3	3	15
8/27	@ IND	*	33	4-16	2-7	7-8	2	4	6	3	2	0	2	4	17
8/29	vs. PHO	*	28	5-15	3-9	2-2	0	7	7	6	1	3	0	3	15
9/1	at MIN	*	40	5-27	1-10	5-6	2	6	8	6	1	2	1	5	16
9/6	vs. SEA	*	32	3-12	1-4	3-3	0	6	6	7	0	0	0	2	10
9/8	at WASH	*	37	8-20	1-9	4-7	3	9	12	4	2	1	3	2	21

SEASON/CAREER HIGHS	
Points (2023)	43 (7/2)
Points (Career)	43 (7/2)
FG Made (2023)	14 (7/2)
FG Made (Career)	14 (7/2)
FG Attempted (2023)	27 (9/1)
FG Attempted (Career)	30 (7/24/22)
3PT FG Made (2023)	6 (7/2)
3PT FG Made (Career)	6 (3 times)
3PT FG Attempt. (2023)	13 (7/18)
3PT FG Attempt. (Career)	14 (7/24/22)
FT Made (2023)	9 (2 times)
FT Made (Career)	12 (5/15/22)
FT Attempted (2023)	10 (6/20)
FT Attempted (Career)	17 (5/15/22)
Off. Rebounds (2023)	3 (2 times)
Off. Rebounds (Career)	5 (7/21/22)
Def. Rebounds (2023)	9 (9/8)
Def. Rebounds (Career)	9 (9/8)
Total Rebounds (2023)	12 (9/8)
Total Rebounds (Career)	12 (9/8)
Assists (2023)	8 (6/30)
Assists (Career)	8 (6/30)
Blocks (2023)	4 (7/22)
Blocks (Career)	4 (2 times)
Steals (2023)	5 (7/30/)
Steals (Career)	5 (2 times)
Minutes (2023)	40 (2 times)
Minutes (Career)	40 (2 times)
Double-Doubles (2023)	2
Double-Doubles (Career)	2

HOWARD CAREER																
Season	Team	G	GS	MIN	FGM-A	3PM-A	FTM-A	OR	DR	TOT	AST	STL	BS	TO	PF	PTS
2022	ATL	34	34	1066	184-509	85-248	99-125	27	127	154	96	54	26	53	87	552
2023	ATL	38	38	1253	219-570	96-274	128-163	26	163	189	131	51	25	71	106	662
Career		72	72	2319	403-1079	181-522	227-288	53	290	343	227	105	51	124	193	1214



#13 HALEY JONES

F-G • 6-1 • 187 • Rookie • Stanford

she/her

2023 Highlights:

- » Jones joined Angel McCoughtry as the only other Dream rookie in history to record 10+ points, 3+ rebounds, 2+ assists and 2+ stocks in under 20 minutes against Chicago (5/30).
- » Record a season-high 9 assists in the Dream’s 4 point overtime victory against the Sun (6/15)
- » Played 37 minutes and a pivotal role in the Dream’s victory against New York (6/13), scoring 13 points and recording a season-high 9 rebounds.
- » In her breakout game, Jones scored 13 points, 3 rebounds, 2 assist, a block and a steal in her 19 minutes against Chicago (5/30).
- » Scored a career-best 23 points -- including a perfect 6-for-6 at the stripe -- while grabbing six rebounds and dishing 5 assists against Las Vegas (8/22).

JONES 2023 GAME-BY-GAME

Date	Opp	GS	MP	FGM-A	3PM-A	FTM-A	OREB	DREB	REB	AST	STL	BLK	TO	PF	PTS
5/20	@ DAL		5	0-1	0-1	0-0	0	1	1	1	1	0	1	0	0
5/20	@ MIN		10	1-2	0-1	0-0	2	2	4	2	1	0	1	2	2
5/28	vs. IND		10	0-2	0-0	0-0	0	4	4	2	0	1	3	0	0
5/30	vs. CHI		19	5-9	1-1	2-2	0	3	3	2	1	1	1	2	13
6/2	vs. LVA		13	2-4	0-2	0-0	0	2	2	3	1	0	0	2	4
6/9	vs. NYL		28	3-7	1-1	0-0	0	6	6	5	0	1	3	4	7
6/11	vs. CONN *		32	0-4	0-0	2-2	0	2	2	4	1	0	3	3	2
6/13	@ NYL *		37	4-11	2-4	3-3	0	9	9	1	0	0	4	2	13
6/15	@ CONN *		34	4-9	0-1	2-2	0	4	4	9	0	0	5	6	10
6/18	@ IND *		26	4-6	0-0	0-2	0	4	4	5	0	0	3	2	8
6/20	@ DAL *		25	1-4	0-1	2-4	0	2	2	4	1	1	1	4	4
6/23	vs. NYL *		24	1-9	0-1	0-0	1	0	1	3	2	0	5	4	2
6/28	@ WAS		20	0-6	0-1	0-0	0	1	1	5	1	2	2	2	0
6/30	vs. WAS		5	0-2	0-1	0-0	0	1	1	1	0	0	0	3	0
7/2	vs. LAS		20	2-6	0-2	5-6	1	2	3	5	0	1	1	0	9
7/5	@ LAS		18	3-9	0-1	0-0	0	3	3	4	0	1	0	3	6
7/7	@ CHI		8	0-2	0-0	0-0	0	1	1	1	0	1	1	1	0
7/9	@ CHI		12	2-3	0-1	0-0	0	1	1	1	0	0	1	3	4
7/12	vs. SEA		22	2-5	0-0	3-3	1	3	4	3	1	0	0	5	7
7/18	vs. MIN		12	1-4	0-2	0-0	0	1	1	1	1	0	1	3	2
7/20	@ CONN		6	0-2	0-0	0-0	2	0	2	0	0	0	0	1	0
7/22	vs. CONN		1	0-0	0-0	0-0	0	0	0	0	0	0	0	0	0
7/25	vs. PHO		19	2-6	0-0	1-2	1	2	3	5	1	2	4	2	5
7/27	@ NYL		2	0-0	0-0	0-2	0	0	0	0	0	0	0	0	0
7/30	vs. WASH		9	1-2	0-0	0-0	0	1	1	1	0	0	0	0	2
8/1	@ LVA		9	1-2	1-1	2-2	0	1	1	1	0	0	2	0	5
8/3	@ PHO		8	2-5	0-0	1-2	0	2	2	2	0	0	0	2	5
8/6	vs. IND		12	0-2	0-1	0-0	0	1	1	2	1	0	0	1	0
8/10	@ SEA		7	1-3	0-0	0-0	2	3	5	0	0	0	1	0	2
8/12	@ LAS		5	0-1	0-1	0-0	0	1	1	0	0	0	0	1	0
8/13	@ LVA		4	0-1	0-0	0-0	0	2	2	0	0	0	0	0	0
8/18	vs. CHI		13	1-3	0-1	0-0	2	2	4	2	0	0	1	1	4
8/22	vs. LVA		30	8-13	1-2	6-6	2	4	6	5	2	0	1	3	23
8/25	vs LAS		11	0-3	0-0	0-0	0	2	2	1	0	0	2	2	0
8/27	@ IND		9	0-0	0-0	0-0	0	0	0	0	0	0	1	0	0
8/29	vs. PHO		19	0-6	0-2	0-0	1	1	2	5	0	1	3	4	0
9/1	at MIN		3	1-1	0-0	0-0	0	0	0	0	0	0	0	0	2
9/6	vs. SEA		2	0-0	0-0	0-0	0	0	0	0	0	0	1	0	0
9/8	at WASH		16	3-5	0-1	1-1	0	5	5	2	1	0	2	1	7

JONES CAREER

Season	Team	G	GS	MIN	FGM-A	3PM-A	FTM-A	OR	DR	TOT	AST	STL	BS	TO	PF	PTS
2023	ATL	39	6	568	56-161	6-28	30-39	13	77	90	90	16	12	53	69	148
Career		39	6	568	56-161	6-28	30-39	13	77	90	90	16	12	53	69	148

SEASON HIGHS

Points (2023)	23 (8/22)
FG Made (2023)	8 (8/22)
FG Attempted (2023)	13 (8/22)
3PT FG Made (2023)	2 (6/13)
3PT FG Attempt. (2023)	4 (2 times)
FT Made (2023)	6 (8/22)
FT Attempted (2023)	6 (2 times)
Off. Rebounds (2023)	2 (2 times)
Def. Rebounds (2023)	9 (6/13)
Total Rebounds (2023)	9 (6/13)
Assists (2023)	9 (6/15)
Blocks (2023)	2 (2 times)
Steals (2023)	2 (6/23)
Minutes (2023)	37 (6/13)
Double-Doubles (2023)	NONE



#2 AARI McDONALD G • 5-6 • 141 • 2 yrs • Arizona

she/her

2023 Highlights:

- » Started in the Dream’s season opener at Dallas (5/20) and finished with 6 points on two made three’s and 1 assist.
- » Hit the go-ahead three with 42 seconds left in the Dream’s first win of the 2023 season, contributing 6 assists (ties career high) and 6 points at Minnesota (5/23).
- » Provided an offensive spark of the bench against Los Angeles (8/12) scoring 15 points.
- » Dropped a season-high 18 points and dished 5 assists against New York (7/27).

McDONALD 2023 GAME-BY-GAME																
Date	Opp	GS	MP	FGM-A	3PM-A	FTM-A	OREB	DREB	REB	AST	STL	BLK	TO	PF	PTS	
5/20	@ DAL	*	29	2-11	2-7	0-1	0	2	2	1	0	0	3	4	6	
5/23	@ MIN	*	31	2-8	1-5	1-2	0	3	3	6	0	0	2	2	6	
5/28	vs. IND	*	30	1-6	1-3	2-2	0	2	2	3	0	0	1	2	5	
5/30	vs. CHI	*	28	3-5	1-1	1-2	0	3	3	2	1	0	0	3	8	
6/2	vs. LVA	*	26	2-8	1-4	0-1	0	2	2	7	0	0	4	0	5	
6/9	vs. NYL						DNP - Injury/Illness - Shoulder									
6/11	vs. CONN						DNP - Injury/Illness - Shoulder									
6/13	@ NYL						DNP - Injury/Illness - Shoulder									
6/15	@ CONN						DNP - Injury/Illness - Shoulder									
6/18	@ IND						DNP - Injury/Illness - Shoulder									
6/20	@ DAL						DNP - Injury/Illness - Shoulder									
6/23	vs. NYL						DNP - Injury/Illness - Shoulder									
6/28	@ WAS						DNP - Injury/Illness - Shoulder									
6/30	vs. WAS						DNP - Injury/Illness - Shoulder									
7/2	vs. LAS						DNP - Injury/Illness - Shoulder									
7/7	@ CHI						DNP - Injury/Illness - Shoulder									
7/9	@ CHI						DNP - Injury/Illness - Shoulder									
7/12	vs. SEA						DNP - Injury/Illness - Shoulder									
7/18	vs. MIN						DNP - Injury/Illness - Shoulder									
7/20	@ CONN		16	3-9	1-4	0-0	0	2	2	1	1	0	1	1	7	
7/22	vs. CONN		27	5-11	1-5	3-4	1	0	1	0	0	0	0	1	14	
7/25	vs. PHO		18	5-7	0-1	1-1	1	2	3	0	0	0	2	1	11	
7/27	@ NYL		28	4-9	3-8	7-9	0	3	3	5	0	0	1	1	18	
7/30	vs. WASH		24	2-5	0-3	3-3	0	2	2	5	0	0	1	1	7	
8/1	@ LVA		19	0-5	0-2	0-0	1	1	2	3	0	0	2	2	0	
8/3	@ PHO		22	1-1	0-0	2-2	0	1	1	5	3	0	1	2	4	
8/6	vs. IND	*	14	1-3	1-2	0-0	1	1	2	1	0	0	3	3	3	
8/10	@ SEA		19	4-5	2-2	0-2	0	3	3	3	2	0	2	1	10	
8/12	@ LAS		21	5-10	1-4	4-4	0	2	2	2	1	0	2	1	15	
8/13	@ LVA		22	1-6	0-3	0-0	0	3	3	2	0	0	2	3	2	
8/18	vs. CHI	*	30	1-7	1-5	0-0	0	1	1	7	0	0	0	2	3	
8/22	vs. LVA	*	25	4-8	2-4	1-1	0	3	3	1	1	0	4	2	11	
8/25	vs. LAS	*	30	2-5	1-1	2-2	1	2	3	5	3	0	3	1	7	
8/27	@ IND		17	4-8	1-4	0-0	1	1	2	1	1	0	1	2	9	
8/29	vs. PHO		20	6-8	1-2	0-0	0	0	0	1	2	0	1	1	13	
9/1	at MIN		28	5-10	2-4	2-2	0	2	2	4	0	0	0	0	14	
9/6	vs. SEA		18	2-4	1-2	0-0	0	0	0	7	0	0	2	1	5	
9/8	at WASH						DNP - Not With Team - Personal									

SEASON/CAREER HIGHS	
Points (2023)	18 (7/27)
Points (Career)	20 (2 times)
FG Made (2023)	6 (8/29)
FG Made (Career)	7 (2 times)
FG Attempted (2023)	11 (2 times)
FG Attempted (Career)	17 (6/17/22)
3PT FG Made (2023)	3 (7/27)
3PT FG Made (Career)	5 (5/13/22)
3PT FG Attempt. (2023)	8 (7/27)
3PT FG Att. (Career)	10 (6/1/22)
FT Made (2023)	7 (7/27)
FT Made (Career)	7 (7/27)
FT Attempted (2023)	9 (7/27)
FT Attempted (Career)	9 (7/27)
Off. Rebounds (2023)	1 (6 times)
Off. Rebounds (Career)	2 (3 times)
Def. Rebounds (2023)	3 (5 times)
Def. Rebounds (Career)	7 (5/29/22)
Total Rebounds (2023)	3 (7 times)
Total Rebounds (Career)	8 (5/29/22)
Assists (2023)	7 (3 times)
Assists (Career)	7 (3 times)
Blocks (2023)	NONE
Blocks (Career)	1 (5 times)
Steals (2023)	3 (2 times)
Steals (Career)	7 (6/1/22)
Minutes (2023)	31 (5/23)
Minutes (Career)	43 (6/17/22)
Double-Doubles (2023)	NONE
Double-Doubles (Career)	NONE

McDONALD CAREER																
Season	Team	G	GS	MIN	FGM-A	3PM-A	FTM-A	OR	DR	TOT	AST	STL	BS	TO	PF	PTS
2021	ATL	30	4	493	56 - 174	32 - 104	45 - 51	9	40	49	59	25	5	35	53	189
2022	ATL	36	6	876	131-319	48-142	88-101	15	66	81	93	53	1	77	78	398
2023	ATL	23	9	541	65-159	24-76	29-38	6	41	47	72	15	0	38	37	183
Career		89	19	1910	252-652	104-322	162-190	30	147	177	224	93	6	150	168	770



#32 CHEYENNE PARKER

she/her

F • 6-4 • 193 • 8 yrs • Middle Tennessee

2023 Highlights:

- » Recorded her 18th career double-double with a 20 points and a season-high 14 rebounds against the Sun (6/11)
- » Put up 21 points and team-high 6 rebounds in the opening home game against Indiana (5/28)
- » Parker scored her 2000th point against Seattle (7/12) on the eve of her first All-Star appearance.
- » Recorded a season-high 3 blocks against the Wings (6/20),
- » Recorded three consecutive double-double's against Los Angeles (7/5), Chicago (7/7) and Chicago (7/9).
- »

PARKER 2023 GAME-BY-GAME

Date	Opp	GS	MP	FGM-A	3PM-A	FTM-A	OREB	DREB	REB	AST	STL	BLK	TO	PF	PTS
5/20	@ DAL	*	30	7-14	0-1	4-5	9	2	11	3	3	0	6	2	18
5/23	@ DAL	*	25	4-7	0-0	4-4	1	1	2	2	1	1	2	3	12
5/28	vs. IND	*	28	6-13	0-1	9-10	3	3	6	2	1	2	2	4	21
5/30	vs. CHI	*	21	4-13	0-2	2-2	3	5	8	1	2	0	2	0	10
6/2	vs. LVA	*	29	10-18	2-3	3-3	3	8	11	0	1	0	3	3	25
6/9	vs. NYL	*	25	4-9	1-3	3-4	1	6	7	2	0	1	3	2	12
6/11	vs. CONN	*	28	9-13	1-1	1-1	5	9	14	2	0	2	6	4	20
6/13	@ NYL	*	37	3-7	0-1	0-0	3	8	11	3	3	1	3	2	6
6/15	@CONN	*	28	8-14	1-1	2-3	1	1	2	1	2	1	4	5	19
6/18	@IND	*	29	6-13	0-2	3-4	1	6	7	1	4	1	4	4	15
6/20	@ DAL	*	27	6-13	0-1	3-3	4	2	6	1	2	3	3	1	15
6/23	vs. NYL	*	25	4-9	1-2	4-4	0	2	2	1	0	2	1	1	13
6/28	@ WAS	*	23	10-19	0-2	3-3	4	4	8	0	2	3	0	2	23
6/30	vs. WAS	*	21	3-7	0-1	0-0	1	3	4	0	0	2	2	6	6
7/2	vs. LAS	*	21	2-6	1-1	3-4	1	4	5	1	2	0	0	3	8
7/5	@ LAS	*	28	5-10	1-2	3-6	1	10	11	3	2	1	3	1	14
7/7	@ CHI	*	27	5-13	0-1	4-4	3	7	10	3	0	4	2	3	14
7/9	@ CHI	*	26	8-12	0-0	2-2	4	7	11	1	1	2	2	4	18
7/12	vs. SEA	*	22	6-7	0-0	6-7	1	5	6	0	0	0	2	0	18
7/18	vs. MIN	*	13	1-6	0-1	1-2	3	5	8	3	0	1	2	3	3
7/20	@ CONN	*	17	2-5	0-1	0-0	1	4	5	2	0	1	4	4	4
7/22	vs. CONN	*	28	3-12	0-1	11-12	5	3	8	1	1	1	1	4	17
7/25	vs. PHO	*	18	2-7	0-3	0-0	0	5	5	3	1	3	3	0	4
7/27	@ NYL	*	24	5-11	0-2	0-0	1	3	4	2	0	3	1	3	10
7/30	vs. WASH	*	26	4-11	0-0	3-4	1	2	3	3	1	2	2	2	11
8/1	@ LVA	*	28	9-13	0-1	1-1	2	3	5	3	1	1	3	4	19
8/3	@ PHO	*	25	8-17	0-0	4-4	2	5	7	2	0	1	3	6	20
8/6	vs. IND	*	29	7-13	1-1	1-2	2	4	6	3	0	2	1	3	16
8/10	@ SEA	*	28	3-7	0-1	0-0	3	5	8	2	2	3	1	2	6
8/12	@ LAS	*	38	6-14	0-2	5-6	2	5	7	2	1	2	2	5	17
8/13	@ LVA	*	31	6-13	0-1	1-2	1	5	6	4	1	1	1	3	13
8/18	vs. CHI	*	36	10-20	0-1	9-10	1	6	7	3	1	2	2	5	29
8/22	vs. LVA	*	21	3-7	0-1	0-0	0	1	1	0	0	1	2	3	6
8/25	vs. LAS	*	33	7-16	1-2	7-10	2	6	8	4	0	4	3	3	22
8/27	@ IND	*	28	9-18	0-2	6-7	2	8	10	2	2	0	1	0	24
8/29	vs. PHO	*	28	10-13	2-2	3-3	2	5	7	3	4	0	1	2	25
9/1	at MIN	*	26	9-16	0-0	2-4	3	4	7	0	1	3	3	2	20
9/6	vs. SEA	*	31	7-14	0-0	3-4	4	2	6	0	0	2	2	4	17
9/8	at WASH	*	31	6-19	3-4	2-2	1	4	5	1	0	0	2	3	17

SEASON/CAREER HIGHS

Points (2023)	25 (2 times)
Points (Career)	25 (2 times)
FG Made (2023)	10 (3 times)
FG Made (Career)	10 (4 times)
FG Attempted (2023)	19 (6/28)
FG Attempted (Career)	19 (6/28)
3PT FG Made (2023)	2 (2 times)
3PT FG Made (Career)	3 (9/11/2020)
3PT FG Attempt. (2023)	3 (3 times)
3PT FG Att. (Career)	5 (6/21/22)
FT Made (2023)	11 (7/22)
FT Made (Career)	12 (8/8/20)
FT Attempted (2023)	12 (7/22)
FT Attempted (Career)	12 (3 times)
Off. Rebounds (2023)	9 (5/20)
Off. Rebounds (Career)	9 (5/20/23)
Def. Rebounds (2023)	10 (7/5)
Def. Rebounds (Career)	10 (3 times)
Total Rebounds (2023)	14 (6/11)
Total Rebounds (Career)	15 (9/2/2020)
Assists (2023)	4 (2 times)
Assists (Career)	5 (5 times)
Blocks (2023)	4 (2 times)
Blocks (Career)	6 (8/27/2019)
Steals (2023)	4 (2 times)
Steals (Career)	5 (6/23/21)
Minutes (2023)	37 (6/13)
Minutes (Career)	37 (6/13)
Double-Doubles (2023)	7
Double-Doubles (Career)	22

PARKER CAREER

Season	Team	G	GS	MIN	FGM-A	3PM-A	FTM-A	OR	DR	TOT	AST	STL	BS	TO	PF	PTS
2015	CHI	30	0	279	28 - 70	0 - 0	10 - 26	30	44	74	6	7	22	16	40	66
2016	CHI	25	7	315	42 - 83	0 - 1	17 - 32	35	46	81	6	12	5	19	42	101
2017	CHI	23	0	286	32 - 69	0 - 3	23 - 36	31	47	78	13	8	15	21	38	87
2018	CHI	34	5	671	128 - 241	6 - 19	77 - 108	60	136	196	23	19	36	48	94	339
2019	CHI	34	0	670	107 - 233	5 - 18	80 - 95	62	135	197	30	25	42	45	81	299
2020	CHI	20	13	498	97 - 175	15 - 32	59 - 69	47	81	128	30	26	18	55	63	268
2021	ATL	13	11	270	50 - 111	10 - 30	22 - 28	13	45	58	16	15	12	16	28	132
2022	ATL	36	35	942	176-352	12-55	62-78	59	163	222	71	38	32	73	98	426
2023	ATL	39	37	1040	227-469	15-51	118-142	87	178	265	70	42	59	89	111	587
Career		254	108	4970	887-1803	63-209	486-614	424	875	1299	265	191	241	381	595	2305



#3 DANIELLE ROBINSON G • 5-9 • 137 • 11 yrs • Oklahoma

she/her
2023 Highlights:

- » Had her breakout game after early season injury with 14 points, 9 rebounds, 6 assists and 3 steals against Chicago (7/7).
- » Now is 10th All-Time in career assists after overtaking Tanisha Wright against Phoenix (7/25)
- » In her second game back from injury recorded 6 points, hitting her first one from behind the arc against Dallas (6/20).
- » Started for the first time this season against the Mystics (6/28), led the team with 6 assists.
- » Scored season-high 17 points, dished 5 assists against Las Vegas (8/22)

ROBINSON 2023 GAME-BY-GAME															
Date	Opp	GS	MP	FGM-A	3PM-A	FTM-A	OREB	DREB	REB	AST	STL	BLK	TO	PF	PTS
5/20	@ DAL		8	1-2	0-0	0-0	0	1	1	2	0	0	0	1	2
5/23	@ MIN						DNP - Injury/Illness - Left Knee								
5/28	vs. IND						DNP - Injury/Illness - Left Knee								
5/30	vs. CHI						DNP - Injury/Illness - Left Knee								
6/2	vs. LVA						DNP - Injury/Illness - Left Knee								
6/9	vs. NYL						DNP - Injury/Illness - Left Knee								
6/11	vs. CONN						DNP - Injury/Illness - Left Knee								
6/13	@ NYL						DNP - Injury/Illness - Left Knee								
6/15	@ CONN						DNP - Injury/Illness - Left Knee								
6/18	@ IND		15	3-5	0-0	1-2	0	2	2	2	0	0	2	3	7
6/20	@ DAL		16	2-4	1-2	1-1	0	0	0	1	0	0	2	6	6
6/23	vs. NYL		16	3-6	0-1	0-1	1	3	4	2	1	0	2	1	6
6/28	@ WAS	*	18	2-6	2-2	0-0	0	0	0	6	1	0	2	4	6
6/30	vs. WAS	*	17	1-2	0-0	0-0	0	2	2	2	1	0	1	4	2
7/2	vs. LAS	*	21	2-6	0-2	0-0	0	5	5	5	2	1	0	1	4
7/5	@ LAS	*	23	3-6	0-1	1-2	0	4	4	6	0	0	1	1	7
7/7	@ CHI	*	33	6-8	1-2	1-2	2	7	9	6	3	0	2	1	14
7/9	@ CHI	*	28	5-8	1-1	0-0	0	1	1	6	0	1	0	3	11
7/12	vs. SEA	*	18	2-3	0-0	0-0	0	2	2	5	1	0	3	3	4
7/18	vs. MIN	*	28	2-4	0-0	2-2	1	2	3	2	0	1	1	0	6
7/20	@ CONN	*	20	1-4	0-0	0-0	0	0	0	1	0	0	2	4	2
7/22	vs. CONN	*	13	0-3	0-0	0-0	0	2	2	0	0	0	3	1	0
7/25	vs. PHO	*	22	1-2	0-0	1-1	0	1	1	4	0	0	0	2	3
7/27	@ NYL	*	14	2-4	1-1	0-0	0	2	2	1	0	0	1	2	5
7/30	vs. WASH	*	8	0-1	0-0	0-0	0	0	0	2	0	0	2	3	0
8/1	@ LVA	*	18	3-6	1-4	0-1	1	0	1	3	1	0	1	1	7
8/3	@ PHO	*	17	1-3	0-0	0-0	0	0	0	1	1	0	3	0	2
8/6	vs. IND		25	3-6	0-2	3-3	0	3	3	3	0	0	1	0	9
8/10	@ SEA	*	21	1-6	0-0	1-1	0	1	1	1	1	0	1	2	3
8/12	@ LAS	*	29	4-9	0-3	1-2	0	3	3	5	1	0	3	3	9
8/13	@ LVA	*	18	0-1	0-0	0-0	0	3	3	3	0	0	0	1	0
8/18	vs. CHI	*	34	2-6	1-2	5-6	0	4	4	7	1	0	1	2	10
8/22	vs. LVA	*	29	3-7	0-1	11-12	0	2	2	5	1	0	2	2	17
8/25	vs. LAS	*	39	5-9	0-3	2-2	0	2	2	4	1	0	0	2	12
8/27	@ IND	*	23	0-0	0-0	1-2	0	2	2	3	1	0	3	2	1
8/29	vs. PHO	*	18	3-4	1-1	0-0	1	1	2	5	3	0	1	0	7
9/1	at MIN	*	26	2-6	0-0	0-0	0	2	2	4	1	0	2	1	4
9/6	vs. SEA	*	27	4-5	0-0	1-2	1	2	3	4	0	0	0	3	9
9/8	at WASH	*	29	1-5	0-2	4-6	1	2	3	3	1	0	1	3	6

SEASON/CAREER HIGHS	
Points (2023)	17 (8/22)
Points (Career)	36 (9/11/11)
FG Made (2023)	6 (7/7)
FG Made (Career)	14 (9/11/11)
FG Attempted (2023)	9 (8/25)
FG Attempted (Career)	19 (9/11/11)
3PT FG Made (2023)	2 (6/28)
3PT FG Made (Career)	2 (6 times)
3PT FG Attempt. (2023)	4 (8/1)
3PT FG Att. (Career)	5 (6/14/19)
FT Made (2023)	11 (8/22)
FT Made (Career)	11 (2 times)
FT Attempted (2023)	12 (8/22)
FT Attempted (Career)	12 (8/22)
Off. Rebounds (2023)	2 (7/7)
Off. Rebounds (Career)	3 (5 times)
Def. Rebounds (2023)	7 (7/7)
Def. Rebounds (Career)	8 (5 times)
Total Rebounds (2023)	9 (7/7)
Total Rebounds (Career)	10 (7/10/19)
Assists (2023)	7 (8/18)
Assists (Career)	13 (7/2/15)
Blocks (2023)	1 (3 times)
Blocks (Career)	2 (2 times)
Steals (2023)	3 (2 times)
Steals (Career)	5 (3 times)
Minutes (2023)	39 (8/25)
Minutes (Career)	43 (6/7/14)
Double-Doubles (2023)	NONE

ROBINSON CAREER															
Season	Team	G	GS	MIN	FGM-A	3PM-A	FTM-A	OR	DR	TOT	AST	STL	BS	TO	PTS
2011	SAS	34	9	786	98-213	0-1	84-93	24	55	79	132	28	4	60	280
2012	SAS	34	34	984	146-270	0-7	43-55	19	66	85	146	46	4	54	335
2013	SAS	25	25	812	115-259	0-6	51-64	19	59	78	168	34	4	64	281
2014	SAS	33	33	1091	165-361	0-7	96-102	22	93	115	174	55	5	79	426
2015	SAS	30	30	902	105-269	0-5	65-72	14	60	74	149	22	2	78	275
2017	PHO	32	29	752	83-192	0-7	55-65	14	79	93	110	35	5	61	221
2018	MIN	28	2	521	69-155	3-19	41-48	8	42	50	92	26	1	49	182
2019	MIN	34	25	919	138-316	9-41	58-66	22	96	118	125	42	7	70	343
2020	LVA	22	1	492	62-121	5-13	34-42	5	48	53	71	19	2	28	163
2021	IND	24	24	659	88-211	5-25	56-63	8	77	85	89	38	2	42	237
2022	IND	31	30	732	85-203	9-40	51-60	12	77	89	119	22	5	51	230
2023	ATL	31	26	669	68-147	9-30	36-48	8	61	69	104	22	3	43	181
Career		358	269	9318	1222-2717	40-201	670-778	175	813	988	1480	388	44	680	3154



#21 ILIANA RUPERT

C • 6-4 • 189 • 1 yr • Tango Bourges/France

she/her

- » Saw her first time on the floor against Seattle (7/12), recording her first career block and adding 2 points and a steal in her 7 minutes.
- » Recorded her first made 3-pointer against Minnesota (7/18) and added a steal in 5 minutes of action.
- » Scored a season-high 6 points and pulled down a career-high 7 rebounds in the win over Phoenix (7/25).

RUPERT 2023 GAME-BY-GAME																
Date	Opp	GS	MP	FGM-A	3PM-A	FTM-A	OREB	DREB	REB	AST	STL	BLK	TO	PF	PTS	
7/5	@ LAS					DNP - Coach's Decision										
7/7	@ CHI					DNP - Coach's Decision										
7/9	@ CHI					DNP - Coach's Decision										
7/12	vs. SEA		7	1-1	0-0	0-0	0	3	3	0	1	1	1	0	2	
7/18	vs. MIN		5	1-2	1-1	0-0	0	1	1	0	1	0	0	0	3	
7/20	@ CONN		7	0-1	0-0	1-2	1	1	2	0	2	1	0	1	1	
7/22	vs. CONN		15	0-2	0-2	0-0	1	2	3	2	1	1	0	1	0	
7/25	vs. PHO		18	2-5	1-3	1-2	0	7	7	3	0	0	2	3	6	
7/27	@ NYL		15	2-3	1-2	0-0	2	1	3	0	0	1	1	2	5	
7/30	vs. WASH		7	0-0	0-0	0-0	0	2	2	0	0	0	2	3	0	
8/1	@ LVA		8	1-3	0-2	0-0	0	1	1	1	1	0	1	0	2	
8/3	@ PHO		5	0-0	0-0	3-4	0	2	2	0	0	0	0	1	3	
8/6	vs. IND					DNP - Coach's Decision										
8/10	@ SEA		2	0-1	0-1	0-0	0	0	0	0	0	0	0	0	0	
8/12	@ LAS		5	0-1	0-1	0-0	0	1	1	1	0	0	0	1	0	
8/13	@ LVA		7	0-1	0-1	0-0	0	4	4	0	0	0	1	1	0	
8/18	vs. CHI		12	1-3	0-1	0-0	2	2	4	2	0	0	1	1	6	
8/22	vs. LVA		17	1-3	0-2	0-0	1	2	3	0	0	2	0	2	2	
8/25	vs. LAS		3	0-0	0-0	0-0	0	0	0	0	0	0	0	1	0	
8/27	@ IND		2	0-0	0-0	0-0	0	0	0	0	1	0	0	0	0	
8/29	vs. PHO		10	0-2	0-2	0-0	0	1	1	1	0	0	1	3	0	
9/1	at MIN		2	1-1	1-1	0-0	0	0	0	0	0	0	0	1	3	
9/6	vs. SEA		5	1-3	1-1	0-0	0	2	2	0	0	0	0	0	3	
9/8	at WASH					DNP -Coach's Decision										

SEASON HIGHS	
Points (2023)	6 (7/25)
Points (Career)	13 (7/6/22)
FG Made (2023)	2 (7/27)
FG Made (Career)	5 (7/6/22)
FG Attempted (2023)	3 (4 times)
FG Attempted (Career)	7 (7/6/22)
3PT FG Made (2023)	1 (3 times)
3PT FG Made (Career)	3 (2 times)
3PT FG Attempt. (2023)	3 (7/25)
3PT FG Att. (Career)	4 (3 times)
FT Made (2023)	3(8/3)
FT Made (Career)	3 (8/3)
FT Attempted (2023)	4 (8/3)
FT Attempted (Career)	4 (8/3)
Off. Rebounds (2023)	2 (7/27)
Off. Rebounds (Career)	2 (4 times)
Def. Rebounds (2023)	7 (7/25)
Def. Rebounds (Career)	7 (7/25)
Total Rebounds (2023)	7 (7/25)
Total Rebounds (Career)	7 (7/25)
Assists (2023)	3 (7/25)
Assists (Career)	3 (2 times)
Blocks (2023)	2 (8/22)
Blocks (Career)	2 (8/22)
Steals (2023)	2 (7/20)
Steals (Career)	2 (2 times)
Minutes (2023)	18 (7/25)
Minutes (Career)	24 (6/7/22)
Double-Doubles (2023)	NONE

RUPERT CAREER																
Season	Team	G	GS	MIN	FGM-A	3PM-A	FTM-A	OR	DR	TOT	AST	STL	BS	TO	PF	PTS
2022	LVA	17	0	223	25-54	14-38	1-3	11	28	39	15	7	0	9	35	65
2023	ATL	19	0	153	11-32	5-20	5-8	7	32	39	10	7	6	10	21	32
Career		36	0	377	36-86	19-58	6-11	18	60	78	25	14	6	19	56	97




2023 Atlanta Dream

Headshot Chart + Pronunciations




00
Naz Hillmon
F | 6-2 | 190
NAHZ



2
Aari McDonald
G | 5-6 | 141
AIR-ee



3
Danielle Robinson
G | 5-9 | 137



7
Laetitia Amihere
F | 6-3 | 185
luh-TEE-shuh uh-ME-here



10
Rhyne Howard
G | 6-2 | 175
ryan



12
Nia Coffey
F | 5-6 | 141
KNEE-uh



13
Haley Jones
F-G | 6-1 | 187



15
Alisha Gray
G | 6-0 | 167
AL-ee-shuh



21
Iliana Rupert
C | 6-4 | 189
ill-E-AH-nuh roo-PAIR



23
AD Durr
G | 5-10 | 151
A. D. | they/them pronouns



25
Monique Billings
F | 6-4 | 192



32
Cheyenne Parker
F | 6-4 | 193



Tanisha Wright
Head Coach | 2nd Year
tuh-NEE-shuh




Vickie Johnson
Assistant Coach | 1st Year



Paul Goriss
Assistant Coach | 2nd Year



Barbara Turner
Assistant Coach | 2nd Year



Dale McNeil
Player Development Coach | 2nd Year



Natalie Trotter
Athletic Trainer | 4th Year



Brooklyn Cartwright
Senior Director of Operations
3rd Year



Katie Buria
Assistant AT, Strength + Conditioning
2nd Year



Sydney Durrah
Basketball Technology, Content
4th Year