

ATLANTA DREAM BASKETBALL

2023 GAME NOTES

#DoltForTheDream

2023 REGULAR SEASON SCHEDULE

Date	Opponent	Time (ET) / Result	TV / Stream
May 20	at Dallas	L, 78-85	ABC
May 23	at Minnesota	W, 83-77	Twitter, BSSE
May 28	vs. Indiana*	L, 90-87	NBA TV, BSSE
May 30	vs. Chicago*	W, 65-83	Twitter, BSSE
June 2	vs. Las Vegas	L, 92-87	ION TV
June 9	vs. New York*	L, 106-83	ION TV
June 11	vs. Connecticut*	L, 77-89	ESPN3, BSSO
June 13	at New York*	W, 86-79	CBSSN, BSSE
June 15	at Connecticut*	W, 92-88 (OT)	Amazon, BSSO
June 18	at Indiana*	W, 100-94	CBSSN, BSSO
June 20	at Dallas	L, 73-85	NBA TV, BSSE
June 23	vs. New York	L, 80-110	ION TV
June 28	at Washington*	L, 86-109	NBA TV, BSSE
June 30	vs. Washington*	W, 94-89	ION TV
July 2	vs. Los Angeles	W, 112-84	ESPN3, BSSO
July 5	at Los Angeles	W, 90-79	CBSSN, BSSE
July 7	at Chicago*	W, 82-68	ION TV
July 9	at Chicago	W, 88-77	BSSE
July 12	vs. Seattle	W, 85-75	BSSE
July 18	vs. Minnesota	W, 82-73	NBA TV, BSSE
July 20	at Connecticut	L, 71-82	NBA TV, BSSE
July 22	vs. Connecticut	L, 78-86	ESPN
July 25	vs. Phoenix	W, 78-65	BSSE
July 27	at New York	L, 84-95	Amazon, BSSE
July 30	vs. Washington	W, 80-73	ESPN3, BSSO
Aug 1	at Las Vegas	L, 72-93	BSSE
Aug 3	at Phoenix	L, 71-91	Amazon, BSSO
Aug 6	vs. Indiana	W, 82-73	ESPN3, BSSO
Aug 10	at Seattle	L, 67-68	NBA TV, BSSE
Aug 12	at Los Angeles	L, 74-85	BSSO
★ Aug 13	at Las Vegas	9:00 p.m.	CBSSN, BSSE
Aug 18	vs. Chicago	7:30 p.m.	ION TV
Aug 22	vs. Las Vegas	7:00 p.m.	CBSSN, BSSE
Aug 25	vs. Los Angeles	8:00 p.m.	ION TV
Aug 27	at Indiana	4:00 p.m.	NBA TV, BSSO
Aug 29	vs. Phoenix	7:00 p.m.	BSSE
Sept 1	at Minnesota	8:00 p.m.	ION TV
Sept 6	vs. Seattle	7:00 p.m.	NBA TV, BSSE
Sept 8	at Washington	7:00 p.m.	ION TV
Sept 10	vs. Dallas	1:00 p.m.	BSSO

* Commissioner's Cup game

BSSO = Bally Sports South / BSSE = Bally Sports Southeast

CBSSN = CBS Sports Network / Amazon = Amazon Prime Video

2023 WNBA Standings

as of Saturday 12th of August

#1	Las Vegas Aces	26-3
#2	New York Liberty	23-6
#3	Connecticut Sun	21-9
#4	Dallas Wings	16-14
#5	Atlanta Dream	15-15
#6	Minnesota Lynx	14-16
#7	Washington Mystics	13-16
#8	Chicago Sky	12-17
#9	Los Angeles Sparks	12-18
#10	Phoenix Mercury	9-20
#11	Seattle Storm	8-21
#12	Indiana Fever	8-22

ATLANTA DREAM at LAS VEGAS ACES

Las Vegas, NV. • Michelob Ultra Arena

Saturday August 13, 9:00 p.m. ET

Game 31 • CBS Sports Network, Bally Sports Southeast

PxP: Angel Gray • Analyst: Tabitha Turner



PROBABLE STARTERS

G #3 DANIELLE ROBINSON PPG: 5.2 / APG: 23.0 / FG: 46.2% 5-9 | 137 | 11 yrs | Oklahoma

2023: Overtook Tanisha Wright and Shannon Johnson to move into the top 10 All-Time career assist....Scored her 3000th point against Washington (6/28) to become the 90th WNBA player to do so... Was injured in the first game of the season against Dallas (5/20)... Team-high 6 assists against the Sparks (7/5)... Season-high of 14 points, 9 rebounds and 3 steals with 6 assists against Chicago (7/7)

G #15 ALLISHA GRAY PPG: 17.3 / RPG: 5.0 / FG: 47.7% 6-11 | 167 | 6 yrs | South Carolina

2023: 2023 All-Star... Led the team with 26 points at Minnesota (5/23), adding 10 rebounds for her 7th career double-double... Dropped a career-high 27 points against Connecticut (6/15)... led the Dream with 26 points against Washington (6/30)... Dropped a career-high tying 27 points against Washington (7/30) Led the Dream in pts (25), rebounds (8) and assists (6) against New York (7/27)...

F #10 RHYNE HOWARD PPG: 17.6 / RPG: 4.6 / SPG: 1.4 6-3 | 175 | 1 yr | Kentucky

2023: Named 2023 WNBA All-Star for her second time in as many years...Scored a career high 43 points, on 70% shooting against the Sparks (7/2), 13th highest point total in WNBA history and 2nd highest in franchise history... Quickest Dream player in history to score 1000 points (59)...First career double-double with a team-leading 20 points and career-best 10 rebounds at Dallas (5/20)... Became the fastest player in league history to reach 100 made three-pointers, doing it in 40 games... Scored 32 points against Chicago 7/9...

F #12 NIA COFFEY PPG: 6.8 / RPG: 4.7 / BPG: 1.2 6-11 | 182 | 6 yrs | Northwestern

2023: Scored a season-high 16 points against Washington (7/30), while adding a 9 rebounds and 2 steals Recorded 3 blocks against the Sun (6/15)... Scored 14 points against the Mystics (6/28)... Recorded 15 points against the Mystics (6/30)... Recorded first double-double of the season 13 points and 10 boards (7/18)... Another double-double against Connecticut (7/20) 13 pts and 13 boards...

C #32 CHEYENNE PARKER PPG: 13.8 / RPG: 6.9 / BPG: 1.5 6-4 | 193 | 8 yrs | Middle Tennessee

2023: 2023 All-Star for the first time in her ninth year in the WNBA...Double-doubles: 5 season / 20 career. Scored a career-high 25 points against the Las Vegas Aces (6/2) and 11 rebounds.. Had 3 blocks and 2 steals against Dallas (6/20). Dropped 23 pts, 8 rebounds and 3 blocks against the Mystics (6/28)... 14 points and 10 rebounds for her fifth double-double against Chicago (7/7),

2023 RECORDS

2023	Record	Home	Road	OT
Overall	15-15	8-6	7-9	1-0
Eastern	9-8	4-5	5-4	1-0
Western	6-7	4-1	2-6	-
Commissioner's Cup	6-4	2-3	4-1	1-0

GAME STATUS REPORT

No injuries to report

RECENT TRANSACTIONS

July 4 - The Atlanta Dream activated Iliana Rupert

July 3 - The Atlanta Dream waive Taylor Mikesell

2023 ATLANTA DREAM ROSTER

#	Player	Pronouns	Pos	Ht	Wt	DOB	Exp	From	Instagram
00	Naz Hillmon	she/her	F	6-2	190	April 5, 2000	1	Michigan/USA	@naz_hillmon
2	Aari McDonald	she/her	G	5-6	141	Aug. 20, 1998	2	Arizona/USA	@aarimcdonald
3	Danielle Robinson	she/her	G	5-9	137	May 10, 1989	11	Oklahoma/USA	@danirob13
7	Laetitia Amihere	she/her	F	6-4	185	July 10, 2001	R	South Carolina/Canada	@_theblackqueen_
10	Rhyne Howard	she/her	G	6-3	175	April 29, 2000	1	Kentucky/USA	@rhyne.howard
12	Nia Coffey	she/her	F	6-1	182	June 11, 1995	6	Northwestern/USA	@niacoffey
13	Haley Jones	she/her	F-G	6-1	187	May 23, 2001	R	Stanford/USA	@haley.jonesss
15	Allisha Gray	she/her	G	6-0	160	Jan. 12, 1995	6	South Carolina/USA	@graytness_15
21	Iliana Rupert	she/her	C	6-4	189	July 12, 2001	1	Tango Bourges/France	@iliana.12
23	AD Durr	they/them	G	5-10	151	April 5, 1997	2	Louisville/USA	@asiadurr
25	Monique Billings	she/her	F	6-4	185	May 2, 1996	5	UCLA/USA	@monique.billings
32	Cheyenne Parker	she/her	F	6-4	198	Aug. 22, 1992	8	Middle Tenn./USA	@1_born_queen

#	Player	Pronouns	Pos	Ht	Wt	DOB	Exp	From	Instagram
7	Laetitia Amihere	she/her	F	6-4	185	July 10, 2001	R	South Carolina/Canada	@_theblackqueen_
25	Monique Billings	she/her	F	6-4	185	May 2, 1996	4	UCLA/USA	@ monique.billings
12	Nia Coffey	she/her	F	6-1	182	June 11, 1995	5	Northwestern/USA	@niacoffey
23	AD Durr	they/them	G	5-10	151	April 5, 1997	1	Louisville/USA	@asiadurr
15	Allisha Gray	she/her	G	6-0	160	Jan. 12, 1995	6	South Carolina/USA	@ graytness_15
00	Naz Hillmon	she/her	F	6-2	190	April 5, 2000	R	Michigan/USA	@naz_hillmon
10	Rhyne Howard	she/her	G	6-3	175	April 29, 2000	R	Kentucky/USA	@rhyne.howard
13	Haley Jones	she/her	F-G	6-1	187	May 23, 2001	R	Stanford/USA	@ haley.jonesss
2	Aari McDonald	she/her	G	5-6	141	Aug. 20, 1998	1	Arizona/USA	@aarimcdonald
32	Cheyenne Parker	she/her	F	6-4	198	Aug. 22, 1992	7	Middle Tenn./USA	@1_born_queen
3	Danielle Robinson	she/her	G	5-9	137	May 10, 1989	11	Oklahoma/USA	@danirob13
21	Iliana Rupert	she/her	C	6-4	189	July 12, 2001	1	Tango Bourges/France	@iliana.12

Head Coach – Tanisha Wright (second season, Penn State)

Assistant Coach - Vickie Johnson (first season, Louisiana Tech)

Assistant Coach - Paul Goriss (second season)

Assistant Coach - Barbara Turner (second season, Connecticut)

Athletic Trainer - Natalie Trotter (fourth season, Valdosta State/Troy)

Basketball Technology + Content - Sydney Durrah (fourth season, Maryland)

Senior Director of Operations - Brooklyn Cartwright (third season, Georgia Southern)

Player Development Coach - Dale McNeil (second season, Benedict College)

Assistant Athletic Trainer / S&C Coach - Katie Buria (second season, Wisconsin-River Falls)

PRONUNCIATION GUIDE

Laetitia Amihere - luhTEE-shuh ah-ME-hear

Nia Coffey - NEE-uh

AD Durr - A. D.

Allisha Gray - AL-ee-shuh

Naz Hillmon - NAHZ

Rhyne Howard - like Ryan

Aari McDonald - AIR-ee

Iliana Rupert - ill-e-AH-nuh roo-PAIR

How The Team Was Built

Through the Draft:	Monique Billings, 15 th overall pick, 2018 Aari McDonald, 3 rd overall pick, 2021 Rhyne Howard, 1 st overall pick, 2022 Naz Hillmon, 15 th overall pick, 2022 Haley Jones, 6 th overall pick, 2023 Laetitia Amihere, 8 th overall pick, 2023
Via Trade:	AD Durr, 6/8/22 Danielle Robinson, 1/13/23 Allisha Gray, 1/18/23
Via Free Agency:	Cheyenne Parker, 2/1/21 Nia Coffey, 2/1/23 Iliana Rupert, 2/11/23

QUICK FACTS

GENERAL

Full Name: Atlanta Dream
 Location: Atlanta, Ga.
 Inaugural Season: 2008
 Colors: Red, Gray, White, Blue
 Owners: Larry Gottesdiener, Suzanne Abair, Renee Montgomery
 Dream Pursued, LLC
 TV: Bally Sports/ABC/ESPN/CBS Sports Network

COACHING STAFF

Head Coach: Tanisha Wright
 Years with Dream: Second Season
 Career Record as HC: 29-37
 Record with Dream as HC: 29-37
 Alma Mater: Penn State
 Assistant Coach: Vickie Johnson (Louisiana Tech)
 Assistant Coach: Paul Goriss
 Assistant Coach: Barbara Turner (Connecticut)
 Head Athletic Trainer: Natalie Trotter (Valdosta State)
 Sr. Director of Basketball Ops: Brooklyn Cartwright (Georgia Southern)
 Basketball Technology, Content: Sydney Durrah (Maryland)
 Player Development Coach: Dale McNeil (Benedict)
 Assistant AT / S&C Coach: Katie Buria (UW-River Falls)

TEAM INFORMATION

2022 Record: 14-22
 2022 Home Record: 8-10
 2022 Road Record: 6-12
 2022 vs. Eastern Conference: 5-13

DREAM HISTORY

First Year: 2008 (15th Season)
 Regular Season Record: 236-292
 Regular Season Home Record: 141-122
 Regular Season Road Record: 94-171
 Playoff Record: 15-19 (9 Appearances)
 Best Finish: WNBA Finals (2010, 2011, 2013)
 WNBA Championships: 0
 Eastern Conference Championships: 3 (2010, 2011, 2013)



HOW THE ATLANTA DREAM REBUILT A BROKEN WNBA FRANCHISE

M.A. VOEPEL FOR ESPN.COM

When they joined the Atlanta Dream in October 2021, coach Tanisha Wright and general manager Dan Padover took stock of their new WNBA team. It didn't take long.

Atlanta had just three players under contract -- one of whom had missed two-thirds of the 2021 season under suspension -- and a 2022 first-round draft pick. The Dream had gone a combined 23-65 from 2019 to 2021 and had a contentious separation from one of its former owners.

The mission for the new ownership group, front office and coaches was nothing short of an overhaul. But how do you fix a broken franchise? It starts from the top.

"Our league deserves owners who are just as passionate about this as we are," said Wright, who played in the WNBA for 14 seasons before becoming a coach. "I think that's exactly the type of ownership group that we have now: They're excited not only for the Atlanta Dream, but for the growth of the WNBA as a whole."

The Dream finished 2022 at 14-22 and just out of the playoffs, and No. 1 draft pick Rhyne Howard was WNBA Rookie of the Year. In the offseason, Atlanta had a handful of headlining acquisitions, including Allisha Gray, the 2017 rookie of the year. And entering the 2023 season -- which opens for the Dream on May 20 (1 p.m. ET, ABC) at the Dallas Wings -- there's an energetic feeling of potential.

"We know how hard we can work and what we can accomplish," Howard said. "It's only up from here. It's gonna be a good journey."

The vibe is much different than the summer of 2020, when the Dream organization seemed in crisis as the players' relationship with then-Atlanta ownership became fractured beyond repair.

Real estate investor Larry Gottesdiener knew this when he bought the Dream in February 2021 with an ownership trio that included former WNBA player Renee Montgomery.

Gottesdiener has made a fortune looking at spaces, imagining what could be there and then making it happen. The Dream, who entered the WNBA in 2008 as an expansion franchise and made three trips to the WNBA Finals between 2010 and 2013, weren't literally building from the ground up in 2021, but it felt like it.

Read the rest of this piece in on ESPN.com.

DREAM PUBLIC RELATIONS AND SOCIAL MEDIA

Public Relations Coordinator Liam Branley
 Phone: 762-728-1095 (C)
 Email: liam.branley@atlantadream.com

Twitter @AtlantaDream
 Instagram atlantadream
 Facebook /AtlantaDream
 PR Twitter @ATLDRdreamPR

NOTES AND STORYLINES

Upcoming Milestones

Monique Billings to reach 1000 points

- 142 points remaining

Rhyne Howard to make 200 3-pointers

- 34 made 3's remaining

Rhyne Howard to record 100 steals

- 5 steals remaining

Dream Duo

Allisha Gray and Rhyne Howard's scoring dominance this season has set the new normal for the Dream. Both players eclipsed 500 points scored this season against Seattle on Aug. 10. The duo are now level with 512 points each.

In her seventh WNBA season and first with the Dream, Gray has already eclipsed her previous high of 441 points as a rookie in Dallas in 2017. Gray's breakout performance this season has put her name at the forefront of voters' minds when it comes to this year's most improved player. For Howard, the records keep stacking up in her sophomore season. She has already become the first Dream player in franchise history to score 500 or more points in their first years in the league.

This is only the second time Dream teammates have reached beyond the 500-point mark -- Angel McCoughtry and Iziane Castro Marques scored more than 500 points in 2010. With 11 games remaining, Howard and Gray now have their sights on 600 points, a feat never achieved by two Dream players in the same season.

Dream Fans Showing Out With No Sign Of Slowing

The Dream's passionate and loyal fanbase have done it again! Atlanta surged to double-digits in sell outs with their tenth of the season on Sunday (8/6) against the Indiana Fever. Sunday's sell-out marks the fourth consecutive for Atlanta and the trademark electric atmosphere is resulting in a formidable fortress for all Dream opponents.

Wright Wins Coach Of The Month

Dream Head Coach, Tanisha Wright was named the WNBA Coach of the Month for July 2023, after an 8-3 record in the month. The Dream started the month off with six straight wins -- including a record-setting 112 points in a win over Los Angeles on July 2. Entering the month 6-8, Wright led the team to critical wins that put them back over .500 and up as high as fourth in the WNBA standings.

23' Dream Sights Set On Playoffs

After the win against Washington (7/30) the Dream have now tied their win total from the 2022 season (14) with 15 games still remaining. The Dream have been flirting with the top four in the standings and will look to prove their legitimacy in a heavyweight clash with the cream of the crop, Las Vegas Aces. Atlanta will enter the last third of the regular season looking to cement not only a playoff spot but first-round home court advantage.

Howard Cemented In Dream History

Rhyne Howard became the fastest player in Atlanta Dream history to score 1,000 career points in just 59 games. The achievement came

in typical Howard fashion with a shot from behind the arc, touching nothing but net, early in the second quarter against Washington (7/30).

Top 10 D-Rob

Danielle Robinson now sits alone in 10th spot on the WNBA All-Time career assists with 1426. After recording four assists against the Mercury (7/25) the veteran point guard overtook her current head coach, Tanisha Wright (1423) and Shannon Johnson (1424) in the one game to secure her top 10 status.

Dream Star-Power On Full Display In Vegas

First-time All-Stars Cheyenne Parker and Allisha Gray were joined by two-time All-Star Rhyne Howard in the 2023 AT&T WNBA All-Star Game on Saturday, July 15. Atlanta was one of only three teams with three or more players in the game, joining New York (3) and Las Vegas (4). All three Dream players scored in double digits, combining for 40 -- Howard led with 16, Parker put up 14 and Gray finished with 10. All three players hit a four-point shot in the game, with Parker leading the team going 3-of-4 from beyond the arc. Howard led the Team Wilson bench with three assists.

Atlanta's New Big 3

Rhyne Howard has been called up as a 2023 AT&T WNBA All-Star, the league announced on Tuesday, July 11, her second All-Star nod. Howard joins Dream teammates Gray and Parker on Team Wilson in the game, stepping in as an injury replacement for the Washington Mystics' Elena Delle Donne.

The Dream's Big Three have put the entire WNBA on notice as they led the team's surge up the standings. With one game remaining before the All-Star break the Dream own the longest active win streak with five in a row. The last time a Dream team did this was 2018, when they finished 1st in the conference and made the Eastern Conference Finals.

Gray and Parker were both named 2023 AT&T WNBA All-Stars. Both players earned their first-ever WNBA All-Star nod in the middle of career-best seasons.

Only three teams have three or more representatives in the All-Star game - Atlanta joins only the "superteams" Las Vegas (4) and New York (3).

Dream Eye Top 4

The Atlanta Dream (11-8) are level with the Washington Mystics (11-8) who are currently sitting in fourth place in the standings. The Dream now sit with the upper echelon of the league, and now look to break away from Washington and hold down a top four spot going into the back-half of the season.

Cheyenne Parker Double-Double Machine

Cheyenne Parker recorded her third consecutive double-double with 18 points and 11 rebounds (the last player to achieve this in a Dream uniform was Sancho Lyttle in 2016). This marks her 6th double-double of the season and 21st of her career.

Dream Answer Wright's Call for Consistency

Atlanta Dream's Head Coach, Tanisha Wright has been vocal about

NOTES AND STORYLINES

asking her young squad to focus on consistency throughout the season. After the 90-79 win against the Sparks on Wednesday (7/5), Atlanta has now won three in a row, moving to .500 for season. To make things sweeter, the Dream have scored 90+ points in each of those wins, the first time that has happened this season.

Howard's Historic Scoring Performance

Rhyne Howard now owns the second 40-point scoring game in Dream history, with 43 points on 70% shooting against the Sparks (7/2). Betty Lennox owns the franchise record of 44. Howard currently has the second highest score this season, behind Breanna Stewart who had 45. Howard's 43-point performance sits 13th all-time in scoring in the WNBA.

Howard Does it Again

Rhyne Howard broke franchise history again on Friday night against the Mystics, making it 25 games in a row with at least one made 3-pointer. Howard holds the longest active streak in the WNBA and now owns the Dream franchise record after overtaking Renee Montgomery (24).

Dream SNAP Mystics cold streak

The Dream broke a seven-game losing streak to Washington, defeating them 94-89 in front of a sold-out Atlanta crowd (6/30). First time All-Star, Allisha Gray led the Dream with 26 points and Rhyne Howard dished out a career high 8 assists, including four to Gray.

Danielle Robinson Joins Elite Scoring Club

The 11-year WNBA veteran scored her 3000th career point against the Washington Mystics (6/28) in style with a bucket from outside the arc only hitting net. Robinson is the 90th player in WNBA history to achieve the milestone.

Dream Take Three of Four on Road Trip

The Atlanta Dream won three of their four games as a part of the team's last road trip - defeating conference leaders New York and Connecticut before picking up a road win over Indiana. The Dream fell to Dallas on Tuesday to close the road stand.

Dream Snap losing streak to the Sun, in overtime classic

Atlanta snapped a seven-game losing streak to Connecticut on Thursday night 92-88. The Dream closed a 10-point halftime gap inspired by scoring from Allisha Gray (27), Rhyne Howard (19) and Cheyenne Parker (19).

Six Players with 12+ Lead Dream to W over Liberty

For the first time in franchise history and for the second time in league history, the Dream had six players with 12+ points in a single game: Allisha Gray (16), Haley Jones (13), AD Durr (13), Rhyne Howard (12) Nia Coffey (12) and Monique Billings (12) heavily contributed to the Dream's 86-79 win against New York (6/13).

Dream Start To June Road Trip

The Dream began their four-game road trip with a seven point victory over the New York Liberty 86-79. Outscoring New York 27-9 in bench points, the Dream were energized by AD Durr and Monique Billings who combined for 25 of those points.

Howard makes HISTORY, breaks a 25-year-old WNBA Record

Dream guard Rhyne Howard reached 100 made 3-pointers in only 40 games on Friday night against New York (6/9), setting a WNBA record. She is the fastest to ever reach the milestone (40 games), defeating Cynthia Cooper's 41-game record set back in 1998.

WNBA Commissioner's Cup

The third annual Commissioner's Cup presented by Coinbase is an in-season competition throughout the regular season, with players competing for a prize pool and an additional pool of money for charitable and civic organizations. The Dream's Commissioner's Cup games are denoted with an asterisk on the first page of these notes.

With a 4-3 record so far in the competition, the Dream have already donated \$9,500 to local nonprofit Helping Mamas, an organization that provides essential baby items to organizations serving women and children in need.

Rhyne Howard Lands SLAM Magazine Cover

2022 WNBA Rookie of the Year, All-Star and No. 1 overall Draft pick Rhyne Howard landed her first SLAM Magazine cover, the magazine announced on Friday, May 19. Howard is featured as one of SLAM 244's "Futures" highlights; writer DeMarco Williams calls Howard a "nightmare in the WNBA" in the featured story.

Coffey's Block Party

Dream Forward, Nia Coffey, has begun the 2023 season with 11 blocks through 5 games. With an average of 2.2 block per game, Coffey is 3rd across the WNBA, and an anchor to the Dream defense.

Comeback Win at Minnesota

The Dream were down 40-47 at halftime in last Tuesday's game at Minnesota, and ended up recouping a 19-point deficit to secure the win. It stands as the largest comeback win in Dream history after Atlanta was 0-20 last season when trailing at the half.

Atlanta Dream Announce Full Broadcast Schedule

All 40 of the Dream's games this season will air either locally or nationally, with 34 games available to fans via national broadcast or stream. Atlanta's season tips off with a national broadcast as the Dream's season opener against the Dallas Wings on May 20th will air on ABC at 1:00 p.m. ET. ESPN will broadcast back-to-back Dream games as Atlanta hosts the Connecticut Sun on Saturday, July 22 at 1 p.m. E.T. and the Phoenix Mercury on Tuesday, July 25 at 7:00 p.m. ET.

Bally Sports South's season-long coverage will begin with the team's game at the Minnesota Lynx on Tuesday, May 23, airing on Bally Sports Southeast and streaming on the Bally Sports app beginning at 8:00 p.m. ET.

Nine Friday night Atlanta Dream games will air nationally on ION TV, beginning with the team's June 2nd home game against the Las Vegas Aces. Atlanta will have four games air on CBS Sports Network and eight on NBA TV. Several games will be available for fans to stream as well, with two on Twitter, three on Amazon Prime Video, and three

NOTES AND STORYLINES

streaming through ESPN3.

The broadcast team for Atlanta Dream games on Bally Sports returns for their third season together in 2023. Angel Gray is back for her third season as play-by-play announcer, while LaChina Robinson and Tabitha Turner will split time as analysts again this season. Robinson returns for her 14th season with the Dream, while Turner will provide commentary for a fifth consecutive season.

Dream Reload with Three Picks in 2023 WNBA Draft

The Atlanta Dream selected guard Haley Jones with the No. 6 overall pick out of Stanford, Laeticia Amihire out of South Carolina with the No. 8 pick, and Leigha Brown with the No. 15 pick (second round) in the 2023 WNBA Draft.

“We targeted two players at 6 and 8 and feel very fortunate to have landed both of them,” said General Manager Dan Padover. “Haley has played at an elite level her entire life and is a versatile guard who will complement our backcourt in a variety of ways. Laeticia is a unique talent with endless potential, and we are looking forward to seeing her growth at the pro level. Leigha is an ultra-competitor who can play multiple positions. We are excited that this year’s draft will bring another influx of youth and excitement to this roster.”

Dream Sign Cheyenne Parker, Allisha Gray to Contract Extensions

Returning forward Cheyenne Parker and new-addition Allisha Gray both signed new contracts with the Dream prior to the 2023 season, keeping them in Atlanta for the near future.

The Dream acquired Gray in a trade that sent the team’s 2023 No. 3 pick and 2025 first round pick to the Dallas Wings earlier this year. She joins the Dream after a career-best season with the Wings in 2022 where she averaged 13.3 points, 4.8 rebounds and 2.5 assists per game.

In her last two seasons with the Dream Parker has averaged 11.4 points, 5.7 rebounds and 1.1 steals per game. After missing the last half of the 2021 season to give birth to her daughter Naomi, Parker returned to the court to play in all 36 of Atlanta’s games in 2022, tallying career-best records with 176 baskets, 163 defensive rebounds, 222 total rebounds, 71 assists and 37 steals.

Atlanta Continues to Invest in Player Growth with Kia Vaughn and Kiara McClendon Hires

The Dream hired WNBA veteran player Kia Vaughn as a Basketball Operations Associate and Kiara McClendon as Director of Player Engagement this past offseason.

Both hires reflect Dream ownership’s commitment to providing resources and opportunities to both current and former players, giving them a world class experience while in Atlanta and setting them up for both current and long-term success.

In her newly created position, McClendon will serve as the players’ primary off-court liaison, helping them seamlessly transition into life in Atlanta and build a community that bolsters their lives off the court. The Dream also launched a pilot program designed to transition

recently retired WNBA players into the next phase of their careers while providing insight and training around the many opportunities in professional basketball, from coaching to working in a front office. The program is designed to develop the WNBA’s own talent with the goal of setting former players up for long-term success.

Vaughn joined the team as the first member of the Dream’s Retired Player Transition Program as a Basketball Operations Associate.

Atlanta Dream Make Long-Term Commitment to Head Coach and General Manager

Head coach Tanisha Wright, AP Coach of the Year in her first season, and Dan Padover, two-time WNBA Executive of the Year, each signed five-year contract extensions in December 2022 that will keep them in Atlanta through the 2027 season. Per team policy, terms of the contracts were not disclosed.

“We are essentially building the Atlanta Dream from scratch, and that takes time,” said Larry Gottesdiener, primary owner of the Atlanta Dream. “What Tanisha and Dan accomplished with this team in less than a year is extraordinary, and is something that should put the sports world on notice of exciting things to come from our franchise.”

DREAM-ACES SERIES HISTORY

SERIES RECORD

Overall.....	LVA leads, 20-17
at Atlanta.....	ATL leads, 10-7
at San Antonio/Las Vegas.....	SA/LV leads, 12-7
Current Streak.....	LVA, W3
at Atlanta.....	LVA, W4
at San Antonio/Las Vegas.....	LVA, W2
Largest Atlanta Win.....	26 (6/30/13)
Largest SA/LV Win.....	30 (7/29/20)

DATE	H/A	W/L	SCORE
6/18/08	H	L	66-81
7/11/08	A	L	74-82
8/6/09	A	W	92-84
8/20/09	H	W	93-87
5/15/10	A	W	75-70
7/13/10	H	W	90-83
6/11/11	A	L	74-86
6/26/11	H	L	86-92
6/8/12	H	W	60-57
7/13/12	A	L	70-91
6/30/13	H	W	93-67
9/15/13	A	L	68-97
5/16/14	H	W	79-75
6/26/14	A	W	81-79
6/11/15	H	W	72-69
7/29/15	A	L	85-102
5/14/16	A	W	73-63 (OT)
6/25/16	A	L	69-73
9/13/16	H	L	67-71
5/31/17	H	W	77-70
7/18/17	H	W	88-75
8/12/17	A	L	68-84
6/8/18	A	W	87-83
8/7/18	H	W	109-100
8/19/18	A	W	93-78
6/6/19	H	L	69-92
8/13/19	A	L	90-94
9/5/19	H	W	78-74
7/29/20	A	L	70-100
9/5/20	H	L	79-89
7/4/21	A	L	95-118
8/26/21	H	L	71-78
5/13/22	H	L	73-96
7/19/22	H	W	92-76
8/9/22	A	L	90-97
6/2/23	H	L	87-92
8/1/23	A	L	72-93

WOMEN'S NATIONAL BASKETBALL ASSOCIATION

OFFICIAL SCORER'S REPORT
FINAL BOX

Tuesday, August 1, 2023 Michelob ULTRA Arena, Las Vegas, NV
Officials: #23 Jeff Wooten, #28 Clare Aubry, #38 Gina Cross

Game Duration: 1:53
Attendance: 8366

VISITOR: Atlanta Dream (14-12)

	POS	MIN	FG	FGA	3P	3PA	FT	FTA	OR	DR	TOT	A	PF	ST	TO	BS	+/-	PTS
10 Rhyne Howard	F	33:38	3	10	0	3	0	0	0	6	6	6	2	1	2	1	-18	6
12 Nia Coffey	F	14:56	5	7	1	2	3	4	0	2	2	1	3	0	3	2	-4	14
32 Cheyenne Parker	C	27:48	9	13	0	1	1	1	2	3	5	3	4	1	3	1	-13	19
15 Allisha Gray	G	31:26	3	11	0	4	2	2	1	1	2	2	4	1	1	0	-21	8
3 Danielle Robinson	G	18:03	3	6	1	4	0	1	1	0	1	3	1	1	1	0	-1	7
00 Naz Hillmon		16:48	1	3	0	0	0	0	0	4	4	0	0	0	0	0	-14	2
2 Aari McDonald		19:13	0	5	0	2	0	0	1	1	2	3	2	0	2	0	-15	0
25 Monique Billings		08:49	0	1	0	0	1	2	0	2	2	1	0	0	0	1	-9	1
23 Asia (AD) Durr		08:27	2	2	1	1	0	0	0	1	1	0	0	0	0	0	-7	5
21 Illiana Rupert		07:42	1	3	0	2	0	0	0	1	1	1	0	1	1	0	0	2
13 Haley Jones		08:44	1	2	1	1	2	2	0	1	1	1	0	0	2	0	-1	5
7 Laeticia Amihere		04:26	1	4	0	0	1	3	1	0	1	0	0	0	0	0	-2	3
		200:00	29	67	4	20	10	15	6	22	28	21	16	5	15	5	-21	72
			43.3%		20%		66.7%			TM REB: 8								

HOME: LAS VEGAS ACES (24-2)

		POS	MIN	FG	FGA	3P	3PA	FT	FTA	OR	DR	TOT	A	PF	ST	TO	BS	+/-	PTS
0 Jackie Young		F	28:08	10	21	4	9	0	0	0	1	1	3	4	2	0	18	24	
22 A'ja Wilson		F	25:59	6	12	0	1	8	9	1	10	11	1	1	2	1	7	20	
41 Kiah Stokes		C	23:51	1	2	0	0	1	2	1	8	9	0	1	3	0	3	15	3
10 Kelsey Plum		G	33:07	5	9	2	3	2	3	0	1	1	5	3	0	3	0	16	14
12 Chelsea Gray		G	28:30	4	7	1	2	1	1	0	2	2	7	3	2	3	1	5	10
7 Alysha Clark			25:43	2	2	1	1	0	0	0	4	4	2	3	0	2	0	10	5
1 Kierstan Bell			18:14	5	9	3	6	2	2	0	3	3	0	2	0	0	0	19	15
13 Cayla George			09:20	0	1	0	1	0	0	1	2	3	0	4	0	2	0	13	0
24 Ashley Joens			03:34	0	0	0	0	0	0	0	0	0	0	0	0	0	0	1	0
51 Sydney Colson			03:34	1	2	0	0	0	0	0	1	1	1	0	1	0	0	1	2
			200:00	34	65	11	23	14	17	3	32	35	17	20	12	13	5	21	93
				52.3%		47.8%		82.4%			TM REB: 6								

SCORE BY PERIOD

	1	2	3	4	FINAL
Dream	22	21	16	13	72
ACES	25	29	15	24	93

Inactive: Dream
Inactive: Aces - Parker (Injury/Illness - Foot Surgery), Williams (Not With Team)
Points in the Paint: Dream 26 (14/28), ACES 36 (18/29)
2nd Chance Points: Dream 9 (4/6), ACES 6 (3/5)
Fast Break Points: Dream 12 (5/6), ACES 18 (6/9)
Biggest Lead: Dream 6, ACES 22
Lead Changes: 3
Times Tied: 3

WOMEN'S NATIONAL BASKETBALL ASSOCIATION

OFFICIAL SCORER'S REPORT
FINAL BOX

Friday, June 2, 2023 Gateway Center Arena @ College Park, Atlanta, GA
Officials: #39 Michael Price, #16 Isaac Barnett, #38 Gina Cross

Game Duration: 2:01
Attendance: 3209 (Sellout)

VISITOR: Las Vegas Aces (5-0)

	POS	MIN	FG	FGA	3P	3PA	FT	FTA	OR	DR	TOT	A	PF	ST	TO	BS	+/-	PTS
0 Jackie Young	F	34:24	6	10	1	3	7	8	2	3	5	2	1	3	0	0	3	20
22 A'ja Wilson	F	33:02	9	16	0	1	3	5	0	5	5	3	1	1	0	3	-1	21
3 Candace Parker	C	22:51	4	10	1	6	4	4	0	3	3	3	2	1	1	0	7	13
12 Chelsea Gray	G	30:47	4	13	0	2	0	0	0	3	3	4	0	2	6	0	7	8
10 Kelsey Plum	G	34:36	6	15	0	3	3	4	1	2	3	3	2	1	2	0	7	15
7 Alysha Clark		24:40	3	4	3	4	2	2	1	4	5	1	4	1	1	0	-1	11
41 Kiah Stokes		19:40	1	2	1	2	1	2	1	6	7	1	3	0	1	1	3	4
1 Kierstan Bell																		
51 Sydney Colson																		
13 Cayla George																		
		200:00	33	70	6	21	20	25	5	26	31	17	13	9	11	4	5	92
			47.1%		28.6%		80%			TM REB: 11								

HOME: ATLANTA DREAM (2-3)

	POS	MIN	FG	FGA	3P	3PA	FT	FTA	OR	DR	TOT	A	PF	ST	TO	BS	+/-	PTS
10 Rhyne Howard	F	32:39	5	15	2	7	3	3	1	3	4	5	2	1	1	1	-10	15
12 Nia Coffey	F	12:14	1	3	1	2	0	0	0	2	2	1	1	0	1	1	-4	3
32 Cheyenne Parker	C	28:50	10	18	2	3	3	3	3	8	11	0	3	1	3	0	-6	25
15 Allisha Gray	G	35:42	6	11	1	2	3	3	1	4	5	5	2	1	3	0	-4	16
2 Aari McDonald	G	25:59	2	8	1	4	0	1	0	2	2	7	0	0	4	0	0	5
00 Naz Hillmon		14:37	1	2	0	0	0	0	0	2	2	3	3	0	1	0	-5	2
25 Monique Billings		15:01	2	6	0	0	0	0	1	3	4	1	4	1	1	1	-2	4
13 Haley Jones		13:20	2	4	0	2	0	0	0	2	2	3	2	1	0	0	-5	4
23 Asia (AD) Durr		12:06	5	7	3	4	0	0	0	1	1	1	0	0	0	0	6	13
31 Lorela Cubaj		09:32	0	0	0	0	0	0	0	3	3	0	4	0	1	0	5	0
7 Laeticia Amihere	DNP - Coach's Decision																	
		200:00	34	74	10	24	9	10	6	30	36	26	21	5	15	3	-5	87

SCORE BY PERIOD

	1	2	3	4	FINAL
Aces	24	21	27	20	92
DREAM	15	15	28	29	87

Inactive: Aces - Williams (Injury/Illness - Back)
Inactive: Dream - Robinson (Injury/Illness - Left Knee)
Points in the Paint: Aces 36 (19/34), DREAM 36 (18/34)
2nd Chance Points: Aces 5 (2/5), DREAM 7 (2/6)
Fast Break Points: Aces 11 (5/11), DREAM 15 (6/12)
Biggest Lead: Aces 19, DREAM 2
Lead Changes: 2
Times Tied: 3

ALL-TIME RECORDS

Wins-Losses by Year

Year	Overall	Home	Away	Conference Place
2008	4-30	1-16	3-14	7 th
2009	18-16	12-5	6-11	2 nd
2010	19-15	10-7	9-8	4 th
2011	20-14	11-6	9-8	3 rd
2012	19-15	11-6	8-9	3 rd
2013	17-17	13-4	4-13	2 nd
2014	19-15	13-4	6-11	1 st
2015	15-19	9-8	6-11	5 th
2016	17-17	11-6	6-11	4 th
2017	12-22	9-8	3-14	5 th
2018	23-11	13-4	10-7	1 st
2019	8-26	5-12	3-14	6 th
2020*	7-15	3-8	4-7	4 th
2021	8-24	4-12	4-12	5 th
2022	14-22	8-10	6-12	5 th
2023	15-15	8-7	7-8	3 rd

All-Time Dream Records vs. Opponents

Team	2008	2009	2010	2011	2012	2013	2014	2015	2016	2017	2018	2019	2020	2021	2022	2023	Overall
Chicago	1-3	0-3	2-3	3-1	3-2	1-3	2-3	1-3	2-1	1-3	2-1	0-3	1-1	1-2	0-3	3-0	23-35
Connecticut	0-3	3-1	3-1	2-2	1-3	3-2	2-2	3-2	4-0	1-2	3-0	1-3	1-1	0-3	0-3	1-3	28-31
Dallas	----	----	----	----	----	----	----	----	3-0	1-2	1-2	2-1	1-1	2-1	2-1	0-2	11-10
Detroit	0-3	3-1	----	----	----	----	----	----	----	----	----	----	----	----	----	----	3-4
Houston	0-2	----	----	----	----	----	----	----	----	----	----	----	----	----	----	----	0-2
Indiana	1-3	1-2	2-3	4-0	2-3	3-1	3-2	1-3	1-2	2-1	3-1	1-2	1-1	2-1	4-0	2-1	33-26
Las Vegas	----	----	----	----	----	----	----	----	----	----	3-0	1-2	0-2	0-2	1-2	0-2	5-10
Los Angeles	1-1	1-1	2-0	2-0	1-1	1-1	1-1	2-0	2-1	1-2	2-1	0-3	0-2	0-3	2-1	2-1	20-19
Minnesota	1-1	1-1	1-1	0-2	0-2	1-1	1-1	0-2	0-3	0-3	2-1	1-2	1-1	0-3	1-2	1-0	12-26
New York	0-3	1-3	2-2	2-3	2-2	2-2	1-3	1-4	1-2	1-2	2-1	1-2	2-0	2-1	1-3	1-3	24-35
Phoenix	0-2	1-1	2-0	0-2	2-0	0-2	1-1	0-2	1-2	1-2	1-2	0-3	0-2	0-3	2-1	1-1	12-26
Sacramento	0-2	2-0	----	----	----	----	----	----	----	----	----	----	----	----	----	----	2-2
San Antonio	0-2	2-0	2-0	0-2	1-1	1-1	2-0	1-1	1-2	2-1	----	----	----	----	----	----	12-8
Seattle	0-2	1-1	0-2	2-0	2-0	1-1	1-1	1-1	1-2	2-1	2-1	1-2	0-2	0-3	1-2	1-1	16-22
Tulsa	----	----	2-0	2-0	1-1	1-1	2-0	1-1	----	----	----	----	----	----	----	----	9-3
Washington	0-3	2-2	1-3	3-2	4-0	3-2	3-1	4-0	1-2	0-3	2-1	0-3	0-2	1-2	0-4	2-1	26-31
TOTALS	4-30	18-16	19-15	20-14	19-15	17-17	19-15	15-19	17-17	12-22	23-11	8-26	7-15	8-24	14-22	5-8	225-286

All-Time Coaches

Coach	Years	W-L	Percentage
Marynell Meadors	2008-12	73-87	0.456
Fred Williams	2012-13	24-20	0.545
Michael Cooper	2014-17	63-73	0.463
Nicki Collen	2018-2020	38-52	0.422
Mike Petersen	2021	6-13	0.316
Darius Taylor	2021	2-11	0.154
Tanisha Wright	2022-present	29-37	0.439

2023 ATLANTA DREAM STATS

2023 Records In...

1-point games.....	0-1
2-3 point games.....	0-1
4-5 point games.....	2-1
6-7 point games.....	4-1
8-9 point games.....	2-1
10+ point games.....	7-10

Starting Lineup Records

McDonald, Gray, Howard, Coffey, Parker.....	3-3
Hillmon, Gray, Howard, Coffey, Parker.....	0-1
Jones, Gray, Howard, Coffey, Parker.....	3-3
Robinson, Gray, Howard, Coffey, Parker.....	8-7
Robinson, Gray, Howard, Coffey, Billings.....	1-1

Record When Starting...

Player	W-L	Pct.
Nia Coffey.....	15-15	.500
Allisha Gray.....	15-15	.500
Rhyne Howard.....	15-15	.500
Aari McDonald.....	3-3	.500
Cheyenne Parker.....	14-14	.500
Naz Hillmon.....	0-1	.000
Haley Jones.....	3-3	.500
Danielle Robinson.....	9-8	.529
Monique Billings.....	1-1	.500

2023 Double Digit Games

Player	Pts.	Reb.	Ast.	Dble-Dbls
Rhyne Howard	27	1	-	1
Cheyenne Parker	23	7	-	6
Allisha Gray	27	2	-	2
Naz Hillmon	2	-	-	-
Haley Jones	3	-	-	-
AD Durr	4	-	-	-
Monique Billings	1	1	-	-
Nia Coffey	9	2	-	2
Danielle Robinson	2	-	-	-
Aari McDonald	5	-	-	-

2023 Game Leaders

Led Atlanta In...	Pts.	Reb.	Ast.	StL.	Blk.
Nia Coffey	-	5	3	3	15
Allisha Gray	12	3	8	11	1
Rhyne Howard	13	1	9	16	6
Cheyenne Parker	7	16	-	13	19
Aari McDonald	-	-	5	1	1
Naz Hillmon	-	1	1	1	1
Monique Billings	-	4	-	1	4
Haley Jones	-	-	6	2	2
Laetitia Aïmhere	-	-	-	-	2
AD Durr	1	-	-	-	1
Danielle Robinson	-	-	8	4	1
Ilana Rupert	-	1	1	2	1

2023 Records When...

Leading after the 1st Half.....	10-4
Tied after the 1st Half.....	0-0
Trailing after the 1st Half.....	5-11

Overtime.....	1-0
Double Overtime.....	0-0

Outrebounding opponent.....	8-5
Tied in rebounding.....	3-1
Being outrebounded.....	4-9

Shooting at least 50%.....	3-0
Shooting between 40-50%.....	12-7
Shooting under 40%.....	0-8

Opponent shoots at least 50%.....	0-2
Opponent shoots between 40-50%.....	7-11
Opponent shoots under 40%.....	7-2

Scoring 50-59 points.....	0-0
Scoring 60-69 points.....	0-1
Scoring 70-79 points.....	1-8
Scoring 80-89 points.....	9-6
Scoring 90-99 points.....	3-0
Scoring 100 points or more.....	2-0

Allowing 50-59 points.....	0-0
Allowing 60-69 points.....	3-1
Allowing 70-79 points.....	8-0
Allowing 80-89 points.....	3-6
Allowing 90-99 points.....	1-5
Allowing 100 points or more.....	0-3

Making more FTs.....	5-5
Same number of FTs.....	0-1
Making fewer FTs.....	10-7

Making more 3Ps.....	9-3
Same number of 3Ps.....	3-1
Making fewer 3Ps.....	3-11

Committing more TOs.....	8-9
Same number of TOs.....	2-0
Committing fewer TOs.....	5-6

2023 ATLANTA DREAM OVERALL STATISTICS

Player	G	GS	MPG	PPG	OREB	DREB	RPG	APG	SPG	BPG	FG%	3P%	FT%	TO	PF
Rhyne Howard	30	30	32.8	17.6	0.6	4.0	4.6	3.1	1.4	0.6	40.2	36.8	77.4	2.0	2.8
Allisha Gray	30	30	32.7	17.3	1.4	3.6	5.0	3.4	1.1	0.3	47.7	37.4	80.0	2.0	2.7
Cheyenne Parker	30	28	25.8	13.8	2.4	4.6	6.9	1.8	1.1	1.5	48.0	23.7	85.0	2.4	2.9
Aari McDonald	15	6	23.4	7.9	0.3	1.9	2.2	2.9	0.5	0.0	38.8	29.4	72.7	1.7	1.7
Nia Coffey	30	30	21.8	6.8	0.5	4.2	4.7	1.6	0.6	1.2	43.2	39.2	65.0	1.3	2.1
AD Durr	28	0	12.2	5.6	0.1	1.1	1.3	0.9	0.3	0.1	37.8	35.8	80.6	0.9	0.9
Danielle Robinson	22	17	19.3	5.2	0.2	1.9	2.1	3.0	0.6	0.1	46.2	33.3	66.7	1.5	2.1
Monique Billings	29	2	14.2	4.5	1.2	3.0	4.2	0.7	0.4	0.4	40.9	0.0	83.3	0.9	2.0
Haley Jones	30	6	15.3	3.7	0.3	2.1	2.4	2.4	0.4	0.4	32.8	21.7	71.9	1.4	1.9
Naz Hillmon	30	1	12.8	3.3	0.9	2.1	3.0	0.7	0.2	0.1	46.1	0.0	78.4	1.0	1.4
Laeticia Amihere	15	0	7.8	3.2	0.3	0.8	1.1	0.2	0.1	0.5	42.4	0.0	54.1	0.7	1.0
Iliana Rupert	11	0	8.5	2.0	0.4	1.9	2.3	0.6	0.5	0.4	36.8	25.0	62.5	0.6	1.1

DREAM SCORING			OPPONENT SCORING		
Dream Scoring	High	Low	Opponent Scoring	High	Low
1st Quarter	34 (vs. LAS 7/2)	15 (2 times)	1st Quarter	30 (2 times)	13 (2 times)
2nd Quarter	26 (at NYL 7/27)	12 (at DAL 5/20)	2nd Quarter	35 (2 times)	12 (vs. CHI 5/30)
3rd Quarter	30 (at WASH 6/28)	11 (2 times)	3rd Quarter	34 (at CHI 7/9)	12 (2 times)
4th Quarter	32 (vs. LAS 7/2)	7 (at SEA 8/10)	4th Quarter	34 (at IND 6/18)	10 (3 times)
1st Half	54 (vs. LAS 7/2)	30 (2 times)	1st Half	61 (2 times)	25 (vs. CHI 5/30)
2nd Half	57 (vs. LVA 6/2)	28 (vs. MINN 7/18)	2nd Half	53 (at IND 6/18)	27 (at CHI 7/7)
1OT	12 (at CONN 6/15)	12 (at CONN 6/15)	1OT	8 (at CONN 6/15)	8 (at CONN 6/15)
2OT			2OT		

2023 TEAM HIGHS AND LOWS

Dream Highs

Points	112	vs. LAS 7/2
Scoring Margin	28	vs. LAS 7/2
Field Goals Made	37	at IND 6/18 & vs. LAS 7/2
Field Goals Att.	82	at DAL 5/20
Field Goal Pct.	56.1%	at IND 6/18
3-Point FGs Made	13	vs. MIN 7/18
3-Point FGs Att.	33	vs. MIN 7/18
3-Point FG Pct.	53.8%	vs. WASH 6/30
Free Throws Made	30	vs. CONN 7/22
Free Throws Att.	37	vs. CONN 7/22
Free Throw Pct.	95.8	at PHO 8/3
Offensive Rebounds	17	at DAL 5/20
Defensive Rebounds	36	at LAS 7/5 & SEA 7/12
Total Rebounds	45	at DAL 5/20 & SEA 7/12 & at SEA 8/10
Assists	30	at LAS 7/5
Steals	12	at SEA 8/10
Turnovers	26	vs. CONN 6/11
Blocked Shots	8	vs. CHI 5/30 & at DAL 6/20 & vs. PHO 7/25
Personal Fouls	28	at LAS 8/12

Dream Lows

Points	67	at SEA 8/10
Scoring Margin	-30	vs. NYL 6/23
Field Goals Made	21	vs. CONN 7/22
Field Goals Att.	58	vs. WASH 7/30
Field Goal Pct.	30.4%	vs. CONN 7/22
3-Point FGs Made	2	at PHO 8/3
3-Point FGs Att.	12	vs. NYL 6/23
3-Point FG Pct.	15.4%	at PHO 8/3
Free Throws Made	8	vs. PHO 7/25
Free Throws Att.	10	vs. LVA 6/2
Free Throw Pct.	60.9%	at LAS 7/5 & NYL 7/27
Offensive Rebounds	2	vs. WASH 7/30
Defensive Rebounds	21	at WASH 6/28
Total Rebounds	28	at LVA 8/1 & vs. IND 8/6
Assists	7	vs. CONN 7/22
Steals	1	at NYL 7/27
Turnovers	7	at NYL 7/27
Blocked Shots	2	at. NYL 6/13 & SEA 7/12 & at PHO 8/3
Personal Fouls	10	vs. CHI 5/30 & vs. WASH 6/30

2023 OPPONENT HIGHS AND LOWS

Opponent Highs

Points	110	vs. NYL 6/23
Scoring Margin	+30	vs. NYL 6/23
Field Goals Made	39	at WASH 6/28
Field Goals Att.	77	2 times
Field Goal Pct.	53.4%	at WASH 6/28
3-Point FGs Made	17	vs. NYL 6/23
3-Point FGs Att.	35	vs. NYL 6/23
3-Point FG Pct.	50%	at WASH 6/28
Free Throws Made	25	at DAL 6/20
Free Throws Att.	34	at DAL 6/20
Free Throw Pct.	95.2%	at WASH 6/28
Offensive Rebounds	16	at DAL 6/20
Defensive Rebounds	37	at SEA 8/10
Total Rebounds	46	at DAL 6/20
Assists	29	vs. NYL 6/23
Steals	13	vs. NYL 6/23 & at. CONN 7/20 & vs. WASH 7/30
Turnovers	16	at DAL 6/20
Blocked Shots	9	vs. NYL 6/9 & at. CONN 7/20
Personal Fouls	26	at MIN 5/23 & vs. WASH 6/30

Opponent Lows

Points	65	vs. CHI 5/30
Scoring Margin	-28	vs. LAS 7/2
Field Goals Made	21	at SEA 8/10
Field Goals Att.	62	at LAS 8/12
Field Goal Pct.	31.9%	vs. WASH 7/30
3-Point FGs Made	3	vs. WASH 6/30
3-Point FGs Att.	14	at SEA 8/10
3-Point FG Pct.	16.7%	vs. WASH 6/30
Free Throws Made	9	vs. CHI 5/30
Free Throws Att.	11	vs. CHI 5/30
Free Throw Pct.	55%	vs. IND 8/6
Offensive Rebounds	3	at LVA 8/1
Defensive Rebounds	21	at CON 6/15
Total Rebounds	30	at CON 6/15 & at CHI 7/9 & at LAS 8/12
Assists	11	vs. PHO 7/25
Steals	2	at CHI 7/9
Turnovers	10	at CON 6/15 & CHI 7/9
Blocked Shots	1	at CON 6/15 & vs. WASH 7/30
Personal Fouls	13	vs. LVA 6/2

2023 GAME-BY-GAME COMPARISON

	TEAM	FG	FGA	FG%	3P	3PA	3P%	FT	FTA	FT%	OR	DR	TOT	A	TO	ST	BLK	PF	PT
5/20	DREAM	29	82	35.4	9	32	28.1	11	14	78.6	17	28	45	18	19	6	6	23	78
	WINGS	27	74	36.5	9	30	30.0	22	26	84.6	13	27	40	13	16	10	5	19	85
5/23	DREAM	29	69	42.0	7	23	30.4	18	20	90.0	11	22	33	21	16	6	6	16	83
	LYNX	30	67	44.8	6	20	30.0	11	15	73.3	10	23	33	23	14	10	1	26	77
5/28	FEVER	35	76	46.1	11	29	37.9	9	12	75.0	12	31	43	20	12	7	2	23	90
	DREAM	25	65	38.5	8	20	40.0	29	34	85.3	7	22	29	16	11	2	4	18	87
5/30	SKY	25	77	32.5	6	20	30.0	9	11	81.8	11	33	44	16	15	4	5	15	65
	DREAM	30	70	42.9	5	13	38.5	18	24	75.0	6	35	41	15	9	8	8	10	83
6/2	ACES	33	70	47.1	6	21	28.6	20	25	80.0	5	26	31	17	11	9	4	13	92
	DREAM	34	74	45.9	10	24	41.7	9	10	90.0	6	30	36	26	15	5	3	21	87
6/9	LIBERTY	34	75	45.3	14	30	46.7	24	26	92.3	9	28	37	23	10	9	9	21	106
	DREAM	30	67	44.8	9	20	45.0	14	22	63.6	5	29	34	17	17	3	3	21	83
6/11	SUN	32	73	43.8	4	15	26.7	21	30	70.0	10	24	34	21	16	12	4	22	89
	DREAM	26	62	41.9	5	19	26.3	20	24	83.3	10	27	37	15	26	6	6	27	77
6/13	DREAM	31	71	43.7	8	24	33.3	16	18	88.9	13	29	42	15	14	7	2	18	86
	LIBERTY	26	66	39.4	8	27	29.6	19	22	86.4	8	25	33	19	13	8	7	20	79
6/15	DREAM	36	70	51.4	4	14	28.6	16	20	80.0	6	32	38	23	18	4	4	24	92
	SUN	33	77	42.9	4	16	25.0	18	23	78.3	9	21	30	22	10	11	1	20	88
6/18	DREAM	37	66	56.1	7	15	46.7	19	24	79.2	3	28	31	19	16	7	3	20	100
	FEVER	33	73	45.2	4	19	21.1	24	29	82.8	11	23	34	19	15	9	4	20	94
6/20	DREAM	22	67	32.8	4	18	22.2	25	33	75.8	11	22	33	15	13	5	8	20	73
	WINGS	27	66	40.9	6	17	35.3	25	34	73.5	16	30	46	19	16	6	5	20	85
6/23	LIBERTY	36	74	48.6	17	35	48.6	21	27	77.8	7	35	42	29	15	13	3	20	110
	DREAM	26	68	38.2	5	12	41.7	23	27	85.2	8	29	37	15	20	7	5	20	80
6/28	DREAM	28	74	37.8	5	15	33.3	25	35	71.4	11	21	32	21	10	9	7	20	86
	MYSTICS	39	73	53.4	11	22	50.0	20	21	95.2	6	35	41	26	14	6	8	22	109
6/30	MYSTICS	32	65	49.2	3	18	16.7	22	26	84.6	8	26	34	14	14	6	3	26	89
	DREAM	33	69	47.8	7	13	53.8	21	27	77.8	7	24	31	19	10	7	3	25	94
7/2	SPARKS	28	67	41.8	5	18	27.8	23	30	76.7	6	27	33	17	13	10	3	22	84
	DREAM	37	68	54.4	9	21	42.9	29	34	85.3	6	34	40	18	13	11	7	19	112
7/5	DREAM	33	67	49.3	10	24	41.7	14	23	60.9	3	36	39	30	8	6	5	19	90
	SPARKS	29	68	42.6	6	22	27.3	15	22	68.2	4	29	33	20	11	3	5	20	79
7/7	DREAM	33	69	47.8	6	17	35.3	10	13	76.9	10	32	42	17	16	9	7	16	82
	SKY	25	68	36.8	7	24	29.2	11	15	73.3	6	25	31	18	12	9	2	15	68
7/9	DREAM	35	75	46.7	6	16	37.5	12	15	80.0	13	29	42	24	10	8	5	17	88
	SKY	30	73	41.1	6	22	27.3	11	16	68.8	8	22	30	20	10	2	6	16	77
7/12	STORM	25	67	37.3	7	21	33.3	18	26	69.2	5	27	32	21	13	8	3	20	75
	DREAM	32	69	46.4	4	19	21.1	17	21	81.0	9	36	45	18	16	8	2	21	85
7/18	LYNX	25	66	37.9	6	22	27.3	17	21	81.0	7	30	37	12	13	5	4	17	73
	DREAM	29	72	40.3	13	33	39.4	11	15	73.3	8	29	37	24	12	5	4	21	82

2023 GAME-BY-GAME COMPARISON

	TEAM	FG	FGA	FG%	3P	3PA	3P%	FT	FTA	FT%	OR	DR	TOT	A	TO	ST	BLK	PF	PT
7/20	DREAM	25	64	39.1	7	18	38.9	14	19	73.7	10	29	39	15	21	9	5	20	71
	SUN	29	68	42.6	11	23	47.8	13	18	72.2	7	26	33	20	15	13	9	21	82
7/22	SUN	29	66	43.9	7	24	29.2	21	28	75.0	6	33	39	22	13	8	5	21	86
	DREAM	21	69	30.4	6	26	23.1	30	37	81.1	10	28	38	7	9	6	7	20	78
7/25	MERCURY	24	67	35.8	5	24	20.8	12	15	80.0	8	25	33	11	13	9	8	17	65
	DREAM	31	67	46.3	8	17	47.1	8	12	66.7	6	29	35	22	17	5	8	19	78
7/27	DREAM	31	73	42.5	8	26	30.8	14	23	60.9	8	24	32	18	7	1	5	17	84
	LIBERTY	32	66	48.5	11	31	35.5	20	22	90.9	5	34	39	23	13	3	2	21	95
7/30	MYSTICS	23	72	31.9	6	21	28.6	21	25	84.0	11	22	33	13	14	13	1	22	73
	DREAM	27	58	46.6	10	23	43.5	16	19	84.2	2	31	33	21	20	7	7	19	80
8/1	DREAM	29	67	43.3	4	20	20.0	10	15	66.7	6	22	28	21	15	5	5	16	72
	ACES	34	65	52.3	11	23	47.8	14	17	82.4	3	32	35	17	13	12	5	20	93
8/3	DREAM	25	63	39.7	2	13	15.4	19	25	76.0	8	23	31	16	15	8	4	25	71
	MERCURY	29	71	40.8	10	31	32.3	23	24	95.8	12	28	40	17	13	5	3	24	91
8/6	FEVER	29	64	45.3	4	13	30.8	11	20	55.0	8	25	33	12	14	8	4	23	73
	DREAM	30	62	48.4	9	20	45.0	13	21	61.9	4	24	28	23	10	6	7	16	82
8/10	DREAM	23	73	31.5	8	21	38.1	13	19	68.4	11	34	45	12	14	12	4	23	67
	STIRM	21	63	33.3	4	14	28.6	22	31	71.0	8	37	45	14	17	10	5	20	68
8/12	DREAM	24	60	40.0	4	23	17.4	22	24	91.7	4	27	31	16	14	5	5	28	74
	SPARKS	28	62	45.2	5	15	33.3	24	28	85.7	4	26	30	20	12	8	2	21	85

2023 INDIVIDUAL HIGHS

Dream Highs

Points in a Game

Rhyne Howard 43 vs. Los Angeles 7/2

Minutes

Allisha Gray 45 at - Connecticut 6/15

Field Goals Made

Rhyne Howard 14 vs. Los Angeles 7/2

Field Goals Attempted

Rhyne Howard 24 at Dallas - 5/20

3-Point Field Goals Made

Rhyne Howard 6 vs. Los Angeles 7/2

3-Point Field Goals Attempted

Rhyne Howard 12 at Dallas - 5/20

Rhyne Howard 12 vs. Los Angeles 7/2

Free Throws Made

Cheyenne Parker 11 vs. Connecticut - 7/22

Free Throws Attempted

Allisha Gray 12 vs. Connecticut - 6/11

Laeticia Amihere 12 at Washington 6/28

Cheyenne Parker 12 vs. Connecticut - 7/22

Rebounds

Cheyenne Parker 14 vs. Connecticut - 6/11

Assists

Haley Jones 9 at Connecticut - 6/15

Steals

Rhyne Howard 5 vs. Washington 7/30

Turnovers

Cheyenne Parker 6 at Dallas - 5/20

Cheyenne Parker 6 vs. Connecticut - 6/11

Nia Coffey 6 at Connecticut 7/20

Allisha Gray 6 vs. Washington 7/30

Blocked Shots

Nia Coffey 4 at Dallas - 5/20

Cheyenne Parker 4 at Chicago 7/7

Rhyne Howard 4 vs. Connecticut - 7/22

Opponent Highs

Points in a Game

Diana Taurasi 42 at Phoenix 8/3

Minutes

Alyssa Thomas 43 at - Connecticut 6/15

Field Goals Made

Elena Delle Donne 13 vs. Washington 6/30

Napheesa Collier 13 vs. Minnesota 7/18

Field Goals Attempted

Arike Ogunbowale 25 at Dallas - 5/20

3-Point Field Goals Made

Sabrina Ionescu 8 vs. New York - 6/9

3-Point Field Goals Attempted

Arike Ogunbowale 14 at Dallas - 5/20

Free Throws Made

Breanna Stewart 14 at New York - 7/27

Free Throws Attempted

Breanna Stewart 16 at New York - 7/27

Rebounds

Kalani Brown 14 at Dallas - 6/20

Assists

Courtney Vandersloot 11 vs. New York - 6/9

Courtney Vandersloot 11 vs. New York - 6/23

Steals

Courtney Vandersloot 7 vs. New York - 6/23

Turnovers

Alyssa Thomas 7 vs. Connecticut - 6/11

Blocked Shots

Rebecca Allen 6 at Connecticut 7/20

2023 DREAM RECORD BY TEAM

Team	Home	Away	OVR (PCT.)	Team	Home	Away	OVR (PCT.)
Chicago	1-0	2-0	3-0 (1.000)	Minnesota	1-0	1-0	2-0 (1.000)
Connecticut	0-1	1-1	1-3 (.250)	New York	0-2	1-1	1-3 (.250)
Dallas	0-0	0-2	0-2 (.000)	Phoenix	1-0	0-1	1-1 (.500)
Indiana	1-1	1-0	2-1 (.666)	Seattle	1-0	0-1	1-1 (.500)
Las Vegas	0-1	0-1	0-2 (.000)	Washington	2-0	0-1	2-1 (.666)
Los Angeles	1-0	1-1	2-1 (.600)				

2023 DREAM WIN-LOSS MARGIN

Margin	1	2	3	4	5	6	7	8	9	10	11	12	13	14	15	16	17	18	19	20+
Games Won By	-	-	-	1	1	2	2	-	2	1	2	-	1	1	-	-	-	1	-	1
Games Lost By	1	-	1	-	1	-	1	1	-	-	3	2	-	-	-	-	-	-	-	5

2023 DREAM RECORD BY DAY

Day	Home	Away	OVR (%)
Sunday	3-2	2-0	5-2 (.714)
Monday	-	-	-
Tuesday	3-0	2-2	5-2(.714)
Wednesday	1-0	1-1	2-1 (.666)
Thursday	-	1-4	1-4 (.200)
Friday	2-3	-	2-3 (.400)
Saturday	0-1	0-2	0-3 (.000)

2023 DREAM RECORD BY MONTH

Month	Home	Away	OVR (%)
May	1-1	1-1	2-2 (.500)
June	1-4	3-2	4-6 (.400)
July	5-1	3-2	8-3(.777)
August	1-0	0-4	1-4 (.200)

2023 DREAM RECORD BY UNIFORM

Uniform	Home	Away	OVR (%)
Red (H)	4-0	2-4	6-4 (.600)
White (E)	2-2	5-2	8-4 (.666)
Gray (R)	2-3	0-1	2-4(.333)

2023 MISC STATS

		Dream Bench Pts	Dream Largest Deficit	Dream Pts the Paint	Dream 2 nd Chance Pts	Dream Fast Break Pts	Dream Pts off TO's	Opp Bench Pts	Opp Largest Deficit	Opp Pts in the Paint	Opp 2 nd Chance Pts	Opp Fast Break Pts	Opp Pts off TO's
5/20	at Dallas	21	22	32	21	10	11	5	4	28	8	11	23
5/23	at Minnesota	28	19	38	13	8	25	25	6	42	12	11	12
5/28	vs. Indiana	16	4	24	15	11	11	28	10	38	12	5	8
5/28	vs. Chicago	27	2	42	9	21	9	32	22	28	7	5	1
6/2	vs. Las Vegas	23	19	36	7	15	17	15	2	38	5	11	13
6/9	vs. New York	30	28	40	14	9	21	18	4	28	9	17	13
6/11	vs. Connecticut	18	15	42	23	7	42	35	10	42	15	16	12
6/13	at New York	27	7	36	16	15	11	7	11	26	8	7	21
6/15	at Connecticut	15	10	48	12	2	25	13	5	52	17	21	8
6/18	at Indiana	20	0	38	9	8	21	27	18	48	14	16	13
6/20	at Dallas	28	25	28	13	13	15	18	4	32	13	6	15
6/23	vs. New York	24	30	30	10	13	27	36	0	34	14	14	18
6/28	at Washington	18	32	38	11	7	11	32	2	36	16	13	15
6/30	vs. Washington	31	5	48	12	6	10	11	10	44	10	4	21
7/2	vs. Los Angeles	29	4	46	4	18	14	30	28	38	5	4	15
7/5	at Los Angeles	22	2	42	4	11	15	34	21	36	12	2	15
7/7	at Chicago	12	5	44	12	12	16	15	15	32	6	14	18
7/9	at Chicago	8	3	44	18	11	12	10	12	32	15	11	13
7/12	vs. Seattle	25	2	44	15	10	12	36	24	32	3	17	9
7/18	vs. Minnesota	24	0	24	4	9	15	9	22	30	7	15	13
7/20	at Connecticut	13	14	30	9	4	17	12	8	34	10	12	16
7/22	vs. Connecticut	18	20	22	16	11	11	15	0	36	13	8	20
7/25	vs. Phoenix	42	0	30	5	8	18	25	22	30	8	7	15
7/27	at New York	34	18	34	9	7	10	11	0	32	9	9	19
7/30	vs. Washington	15	6	32	4	19	15	12	9	32	12	11	10
8/1	at Las Vegas	18	22	28	9	12	32	22	6	36	6	18	3
8/3	at Phoenix	23	21	34	11	6	12	26	7	34	18	2	12
8/6	vs. Indiana	9	2	20	4	11	8	13	14	34	10	12	21
8/10	at Seattle	18	4	24	18	6	10	12	16	32	14	5	12
8/12	at Los Angeles	21	11	38	8	17	16	8	11	40	2	10	15



#7 LAETICIA AMIHERE F • 6-4 • 185 • Rookie • South Carolina

she/her

2023 Highlights

- » Amihere saw her first playing time in the fourth quarter against Chicago (5/30), she played 5 minutes and recorded a block.
- » Provided an electric 9 minutes for the Dream in the 4th quarter against Dallas (6/20) recording 2 blocks and 4 points.
- » Played a season-high 17 minutes against Washington (6/28) and got to the line 12 times (tying a team-high for the season)
- » Scored a season high 9 points against Los Angeles (7/2)

AMIHERE 2023 GAME-BY-GAME

Date	Opp	GS	MP	FGM-A	3PM-A	FTM-A	OREB	DREB	REB	AST	STL	BLK	TO	PF	PTS
5/20	@ DAL														
5/23	@MIN														
5/23	vs IND														
5/28	vs CHI		5	0-2	0-0	0-0	0	0	0	0	0	1	1	1	0
6/2	vs. LVA														
6/9	vs. NYL		10	3-3	0-0	2-5	0	0	0	0	0	1	0	2	8
6/11	vs. CONN		2	2-2	0-0	1-1	0	0	0	0	0	1	1	1	5
6/13	@ NYL														
6/15	@CONN														
6/18	@I ND														
6/20	@ DAL		9	2-3	0-0	0-0	0	2	2	0	0	2	1	1	4
6/23	vs. NYL		12	0-3	0-1	2-4	1	1	2	1	1	1	1	1	2
6/28	@ WAS		17	0-2	0-0	7-12	1	4	5	2	1	1	2	0	7
6/30	vs. WAS		14	1-4	0-0	3-6	0	1	1	0	0	0	0	0	5
7/2	vs LAS		12	3-3	0-0	3-4	0	3	3	0	0	0	1	1	9
7/5	@ LAS		4	0-0	0-0	0-0	0	0	0	0	0	1	1	0	0
7/7	@ CHI														
7/9	@ CHI														
7/12	vs. SEA		7	0-1	0-0	0-0	0	0	0	0	0	0	0	2	0
7/18	vs. MIN														
7/20	@ CONN														
7/22	vs. CONN														
7/25	vs. PHO		9	0-3	0-0	0-0	0	1	1	0	0	0	1	4	0
7/27	@ NYL		4	1-2	0-0	0-0	0	0	0	0	0	0	0	2	2
7/30	vs. WASH														
8/1	@ LVA		4	1-4	0-0	1-3	1	0	1	0	0	0	0	0	3
8/3	@ PHO		7	1-1	0-0	1-2	1	0	1	0	0	0	1	0	3
8/6	vs. IND														
8/12	@ LAS														

SEASON HIGHS

Points	9 (7/2)
FG Made	3 (2 times)
FG Attempted	4 (2 times)
3PT FG Made	NONE
3PT FG Attempt.	1 (6/23)
FT Made:	7 (6/28)
FT Attempted	12 (6/28)
Off. Rebounds	1 (3 times)
Def. Rebounds	4 (6/28)
Total Rebounds	5 (6/28)
Assists	2 (6/28)
Blocks	2 (6/20)
Steals	1 (2 times)
Minutes	17 (6/28)
Double-Doubles (2023)	NONE

AMIHERE CAREER

Season	Team	G	GS	MIN	FGM-A	3PM-A	FTM-A	OR	DR	TOT	AST	STL	BS	TO	PF	PTS
2023	ATL	14	0	106	14-33	0-1	20-37	4	12	16	3	2	8	10	15	48
Career		14	0	106	14-33	0-1	20-37	4	12	16	3	2	8	10	15	48



#25 MONIQUE BILLINGS

F • 6-4 • 185 • 6 yrs • UCLA

she/her

2023 Highlights:

- » Tallied 6 points and 4 rebounds in 19 minutes at Minnesota (5/23) earning the highest +/- of the team with a +12.
- » Billings scored a season-high 12 points against New York (6/13), including 10 in the final quarter.
- » In her second game of the season, Billing played 12 minutes and scored 2 points against Indiana (5/28)
- » Led the team in rebounds in consecutive games against Dallas (6/20) with 7 boards and against New York (6/23) with 9.
- » Started her first game of the season against the Lynx (7/18).

BILLINGS 2023 GAME-BY-GAME

Date	Opp	GS	MP	FGM-A	3PM-A	FTM-A	OREB	DREB	REB	AST	STL	BLK	TO	PF	PTS
5/20	@ DAL														
				DNP - Injury/Illness (Left Ankle)											
5/23	@ MIN		19	2-5	0-0	2-2	1	3	4	1	0	0	1	2	6
5/28	vs IND		12	0-2	0-0	2-2	1	2	3	1	0	0	2	2	2
5/28	vs CHI		16	2-7	0-1	5-6	2	1	3	0	0	1	0	0	9
6/2	vs. LVA		15	2-6	0-0	0-0	1	3	4	1	1	1	1	4	4
6/9	vs. NYL		8	1-3	0-0	0-0	0	3	3	1	0	0	3	0	2
6/11	vs. CONN		10	0-1	0-0	0-0	0	0	0	0	0	1	0	3	0
6/13	@ NYL		22	4-8	0-0	4-4	4	3	7	0	1	0	0	4	12
6/15	@CONN		17	2-2	0-0	0-0	2	2	4	0	0	0	1	3	4
6/18	@IND		10	0-1	0-0	0-0	0	3	3	0	0	1	1	2	0
6/20	@ DAL		13	1-4	0-0	1-2	3	4	7	2	0	0	1	1	3
6/23	vs. NYL		18	3-4	0-0	1-1	1	8	9	1	1	1	2	3	7
6/28	@ WAS		16	0-0	0-0	4-4	2	4	6	0	0	0	0	0	4
6/30	vs. WAS		19	3-5	0-0	3-3	1	5	6	0	1	0	0	3	9
7/2	vs LAS		18	3-5	0-0	3-3	2	3	5	0	1	2	1	1	9
7/5	@ LAS		13	2-3	0-0	1-2	1	2	3	1	1	0	1	2	5
7/7	@ CHI		11	2-4	0-0	0-0	0	2	2	1	1	0	2	3	4
7/9	@ CHI		14	0-1	0-0	2-2	1	1	2	3	0	0	1	2	2
7/12	vs. SEA		11	2-6	0-0	3-4	1	4	5	0	1	0	1	3	7
7/18	vs. MIN *		23	3-9	0-0	0-0	1	3	4	0	1	1	1	2	6
7/20	@ CONN *		15	1-3	0-0	1-2	3	3	6	1	1	0	1	1	3
7/22	vs. CONN		5	0-0	0-0	2-2	0	2	2	0	0	0	0	1	2
7/25	vs. PHO		10	3-8	0-0	2-2	2	1	3	0	0	0	0	1	8
7/27	@ NYL		22	3-8	0-0	0-0	2	2	4	1	0	1	0	0	6
7/30	vs. WASH		15	1-1	0-0	0-0	0	3	3	1	0	0	1	3	2
8/1	@ LVA		9	0-1	0-0	1-2	0	2	2	1	0	1	0	0	1
8/3	@ PHO		15	3-5	0-0	2-3	1	2	3	1	1	0	2	1	8
8/6	vs. IND		11	0-0	0-0	0-0	0	2	2	3	0	0	0	2	0
8/10	@ SEA		19	1-6	0-0	1-2	2	9	11	0	0	1	1	5	3
8/12	@ LAS`		11	0-1	0-0	4-4	0	1	1	0	0	0	0	1	4

SEASON/CAREER HIGHS

Points (2023)	12 (6/13)
Points (Career)	30 (7/26/20)
FG Made (2023)	4 (6/13)
FG Made (Career)	10 (7/26/20)
FG Attempted (2023)	9 (7/18)
FG Attempted (Career)	14 (2 times)
3PT FG Made (2023)	NONE
3PT FG Made (Career)	1 (2019)
3PT FG Attempt. (2023)	1 (5/30)
3PT FG Att. (Career)	1 (3 times)
FT Made (2023)	5 (5/30)
FT Made (Career)	10 (7/26/20)
FT Attempted (2023)	6 (5/30)
FT Attempted (Career)	12 (7/26/20)
Off. Rebounds (2022)	4 (6/13)
Off. Rebounds (Career)	9 (7/14/19)
Def. Rebounds (2023)	9 (8/10)
Def. Rebounds (Career)	12 (9/5/19)
Total Rebounds (2023)	11 (8/10)
Total Rebounds (Career)	16 (7/14/19)
Assists (2023)	3 (2 times)
Assists (Career)	5 (8/19/20)
Blocks (2023)	2 (7/2)
Blocks (Career)	4 (2 times)
Steals (2023)	1 (9 times)
Steals (Career)	4 (6/26/21)
Minutes (2023)	23 (7/18)
Minutes (Career)	38 (8/19/20)
Double-Doubles (2023)	
Double-Doubles (Career)	9

BILLINGS CAREER

Season	Team	G	GS	MIN	FGM-A	3PM-A	FTM-A	OR	DR	TOT	AST	STL	BS	TO	PF	PTS
2018	ATL	32	0	353	41 - 93	0 - 0	24 - 32	37	51	88	12	14	1	14	37	106
2019	ATL	29	2	553	56 - 144	1 - 1	47 - 60	61	140	201	16	17	12	46	66	160
2020	ATL	22	16	596	68 - 170	0 - 0	51 - 67	58	129	187	27	24	18	42	62	187
2021	ATL	31	9	739	100 - 202	0 - 2	52 - 77	88	112	200	32	37	32	44	79	252
2022	ATL	23	8	401	55-117	0-1	39-51	45	101	146	26	19	8	31	54	14
2023	ATL	30	2	417	45-108	0-1	44-52	34	83	117	20	11	11	24	55	132
Career		168	37	2645	366-835	1-5	257-339	324	616	940	133	122	82	200	354	978



#12 NIA COFFEY

F • 6-1 • 182 • 6 yrs • Northwestern

she/her

2023 Highlights:

- » Coffey had 10 blocks through four games, tying Elizabeth Williams (2016) for most blocks to start a season through 4 games in franchise history.
- » Scored her 100th 3-pointer against Indiana (6/18).
- » Recorded her 100th career assists in the Dream’s victory against New York (6/13)
- » Coffey recorded 3 blocks and 7 rebounds against the Sun (6/15).
- » Recorded her first double-double of the season with 13 points, 10 rebounds against Lynx (7/18)
- » Followed up with another double-double with 13 points and 13 boards (7/20)
- » Scored a season-high 15 points against the Mystics (6/30).

COFFEY 2023 GAME-BY-GAME																	SEASON/CAREER HIGHS	
Date	Opp	GS	MP	FGM-A	3PM-A	FTM-A	OREB	DREB	REB	AST	STL	BLK	TO	PF	PTS		Points (2023)	16 (7/30)
5/20	@ DAL	*	20	1-3	1-2	0-0	0	3	3	0	1	4	0	4	3		Points (Career)	23 (5/27/18)
5/23	@ MIN	*	17	1-4	1-3	0-0	1	1	2	0	1	2	0	4	3		FG Made (2023)	6 (2 times)
5/28	vs IND	*	20	1-2	1-1	0-0	0	3	3	1	0	1	0	1	3		FG Made (Career)	8 (5/27/18)
5/28	vs CHI	*	21	2-6	1-2	0-0	0	8	8	4	1	3	1	2	5		FG Attempted (2023)	12 (2 times)
6/2	vs. LVA	*	12	1-3	1-2	0-0	0	2	2	1	0	1	1	1	3		FG Attempted (Career)	14 (6/19/18)
6/9	vs. NYL	*	22	3-5	1-2	0-1	1	4	5	2	1	0	2	4	7		3PT FG Made (2023)	4 (7/30)
6/11	vs. CONN	*	25	1-4	1-4	0-0	0	3	3	2	0	2	3	4	3		3PT FG Made (Career)	4 (7/30)
6/13	@ NYL	*	17	5-8	2-5	0-0	1	1	2	2	0	0	1	2	12		3PT FG Attempt. (2023)	6 (7/22)
6/15	@CONN	*	29	1-5	0-2	0-0	0	7	7	3	1	3	1	1	2		3PT FG Att. (Career)	8 (6/20/21)
6/18	@IND	*	24	3-5	3-4	2-2	0	4	4	6	0	0	0	3	11		FT Made (2023)	3 (3 times)
6/20	@ DAL	*	22	1-3	0-2	0-1	0	1	1	0	1	0	0	1	2		FT Made (Career)	7 (2 times)
6/23	vs. NYL	*	15	0-2	0-0	0-0	0	2	2	2	0	1	0	1	0		FT Attempted (2023)	4 (8/1)
6/28	@ WAS	*	23	5-11	1-1	3-3	0	4	4	1	2	1	2	3	14		FT Attempted (Career)	10 (5/20/18)
6/30	vs. WAS	*	26	5-12	2-3	3-3	2	2	4	2	1	0	3	2	15		Off. Rebounds (2023)	2 (4 times)
7/2	vs LAS	*	12	5-7	2-3	1-1	2	3	5	0	0	0	1	2	13		Off. Rebounds (Career)	3 (4 times)
7/5	@ LAS	*	24	3-7	2-5	1-2	0	6	6	1	1	1	1	3	9		Def. Rebounds (2023)	12 (7/20)
7/7	@ CHI	*	30	2-10	0-3	0-0	2	7	9	1	1	1	3	2	4		Def. Rebounds (Career)	12 (7/20)
7/9	@ CHI	*	25	4-9	0-0	0-1	2	4	6	1	1	1	1	2	8		Total Rebounds (2023)	13 (720)
7/12	vs. SEA	*	18	2-4	0-1	0-0	0	7	7	0	1	1	0	0	4		Total Rebounds (Career)	13 (7/20)
7/18	vs. MIN	*	26	5-10	3-5	0-0	0	10	10	4	0	1	1	4	13		Assists (2023)	6 (6/18)
7/20	@ CONN	*	34	6-8	1-2	0-0	1	12	13	0	0	2	6	2	13		Assists (Career)	6 (2 times)
7/22	vs. CONN	*	28	2-9	0-6	0-0	1	4	5	0	0	1	1	2	4		Blocks (2023)	4 (5/20)
7/25	vs. PHO	*	16	3-4	1-1	0-0	0	3	3	3	0	1	1	1	7		Blocks (Career)	6 (6/1/21)
7/27	@ NYL	*	14	0-2	0-0	0-0	0	2	2	1	0	0	0	3	0		Steals (2023)	2 (3 times)
7/30	vs. WASH	*	25	6-12	4-7	0-2	0	9	9	5	0	2	1	2	16		Steals (Career)	3 (2 times)
8/1	@ LVA	*	15	5-7	1-2	3-4	0	2	2	1	0	2	3	3	14		Minutes (2023)	34 (7/20)
8/3	@ PHO	*	22	1-5	0-3	0-0	1	3	4	0	2	1	1	2	2		Minutes (Career)	34 (7/20)
8/6	vs. IND	*	30	4-8	1-3	0-0	0	5	5	3	2	2	2	2	9		Double-Doubles (2023)	2
8/10	@ SEA	*	21	1-8	1-4	0-0	0	2	2	1	1	0	1	0	3		Double-Doubles (Career)	5
8/12	@ LAS	*	19	1-2	0-1	0-0	0	2	2	1	0	3	2	5	2			

COFFEY CAREER																
Season	Team	G	GS	MIN	FGM-A	3PM-A	FTM-A	OR	DR	TOT	AST	STL	BS	TO	PF	PTS
2017	SAN	27	1	210	16 - 59	0 - 4	16 - 22	17	33	50	6	5	6	16	36	48
2018	LVA	28	10	386	52 - 137	2 - 5	42 - 68	21	45	66	17	9	6	36	47	148
2019	ATL	28	6	389	47 - 139	22 - 58	23 - 42	23	55	78	12	14	13	21	52	139
2020	PHO	15	1	230	16 - 38	7 - 21	1 - 6	5	32	37	12	5	5	7	30	40
2021	LAS	32	17	805	93 - 221	50 - 120	28 - 36	18	104	122	28	25	38	45	85	264
2022	ATL	16	16	336	35 - 101	9 - 31	23 - 31	7	76	83	12	10	2	35	35	102
2023	ATL	30	30	652	80-185	30-76	13-20	14	126	140	48	17	37	39	68	200
Career		1686	71	2909	338-880	118-313	146-225	105	471	576	137	86	108	201	353	945



#23 AD
they/them G • 5-10 • 151 • 2 yrs • Louisville

2023 Highlights:

- » Put up 12 points in the Dream’s season opener at Dallas (5/20), hitting two three-pointers and adding two steals and an assist.
- » Scored 13 points and played a crucial role coming off the bench in the Dream’s victory against New York (6/13).
- » scored 13 points against the Aces (6/2), including three triple’s from behind the arc.
- » Scored their highest points (15) of the season against the Mystics (6/30).
- » Provided an electric 13 first half points against Minnesota (7/18).

AD 2023 GAME-BY-GAME

Date	Opp	GS	MP	FGM-A	3PM-A	FTM-A	OREB	DREB	REB	AST	STL	BLK	TO	PF	PTS
5/20	@ DAL		18	4-10	2-4	2-2	0	1	1	2	1	0	2	0	12
5/23	@ MIN		17	2-5	1-4	2-2	0	0	0	3	0	0	2	1	7
5/28	vs IND		15	1-6	0-2	2-2	0	1	1	1	0	0	0	1	4
5/30	vs CHI		15	0-5	0-1	1-2	0	2	2	0	1	1	0	2	1
6/2	vs. LVA		12	5-7	3-4	0-0	0	1	1	1	0	0	0	0	13
6/9	vs. NYL		16	3-9	0-2	1-1	1	1	2	2	0	0	2	1	7
6/11	vs. CONN		17	4-9	1-3	0-0	0	1	1	1	1	0	0	4	9
6/13	@ NYL		18	5-12	1-6	2-3	1	0	1	3	1	1	1	1	13
6/15	@CONN		15	3-7	0-1	1-2	0	2	2	1	0	0	0	0	7
6/18	@IND		15	3-6	1-2	0-0	0	0	0	1	0	0	1	1	7
6/20	@ DAL		7	1-6	0-2	0-0	0	2	2	0	0	0	0	1	2
6/23	vs. NYL		16	1-7	0-1	3-3	0	3	3	0	0	0	3	1	5
6/28	@ WAS		10	1-4	0-2	1-2	1	0	1	0	0	0	0	1	3
6/30	vs. WAS		17	4-7	2-2	5-7	0	2	2	2	0	0	3	1	15
7/2	vs LAS		13	0-4	0-0	0-0	0	3	3	0	1	1	2	0	0
7/5	@ LAS		17	2-5	0-2	3-4	0	1	1	2	0	0	0	1	7
7/7	@ CHI		3	0-0	0-0	0-0	0	0	0	0	0	0	1	1	0
7/9	@ CHI		5	0-2	0-0	0-0	0	2	2	1	0	0	0	0	0
7/12	vs. SEA		16	3-7	1-4	0-0	0	2	2	1	0	0	2	1	7
7/18	vs. MIN		14	4-6	3-5	2-2	0	2	2	1	0	0	0	2	13
7/20	@ CONN		5	0-1	0-0	0-0	0	0	0	0	1	0	1	0	0
7/22	vs. CONN		11	0-1	0-1	0-0	0	3	3	0	0	0	1	1	0
7/25	vs. PHO		16	5-7	2-3	0-0	0	0	0	0	1	0	1	1	12
7/27	@ NYL		3	0-1	0-0	2-2	0	1	1	0	0	0	0	0	2
7/30	vs. WASH		7	0-3	0-0	2-2	0	1	1	0	0	0	0	1	2
8/1	@ LVA		8	2-2	1-1	0-0	0	1	1	0	0	0	0	0	5
8/3	@ PHO		6	0-1	0-0	0-0	0	0	0	2	0	0	0	2	0
8/6	vs. IND					DNP - Coach’s Decision									
8/10	@ SEA		7	1-3	1-1	0-0	0	0	0	1	0	0	2	1	3
8/12	@ LAS					DNP - Coach’s Decisio									

SEASON/CAREER HIGHS	
Points (2023)	15 (6/30)
Points (Career)	23 (6/24/22)
FG Made (2023)	5 (3 times)
FG Made (Career)	10 (6/12/19)
FG Attempted (2023)	10 (5/20)
FG Attempted (Career)	17 (6/15/22)
3PT FG Made (2023)	3 (2 times)
3PT FG Made (Career)	4 (3 times)
3PT FG Attempt. (2023)	7 (6/23)
3PT FG Att. (Career)	7 (6/23)
FT Made (2023)	5 (6/30)
FT Made (Career)	5 (2 times)
FT Attempted (2023)	7 (6/30)
FT Attempted (Career)	7 (6/30)
Off. Rebounds (2023)	1 (3 times)
Off. Rebounds (Career)	3 (6/15/22)
Def. Rebounds (2023)	3 (3 times)
Def. Rebounds (Career)	4 (7/3/19)
Total Rebounds (2023)	3 (3 times)
Total Rebounds (Career)	4 (2 times)
Assists (2023)	3 (2 times)
Assists (Career)	4 (3 times)
Blocks (2023)	1 (3 times)
Blocks (Career)	3 (7/7/19)
Steals (2023)	1 (7 times)
Steals (Career)	4 (6/7/19)
Minutes (2023)	18 (2 times)
Minutes (Career)	36 (6/28/19)
Double-Doubles (2023)	NONE
Double-Doubles (Career)	NONE

AD CAREER

Season	Team	G	GS	MIN	FGM-A	3PM-A	FTM-A	OR	DR	TOT	AST	STL	BS	TO	PF	PTS
2019	NYL	18	15	480	71 - 152	15 - 51	18 - 22	5	24	29	31	10	7	21	34	175
2022	TOT	25	2	368	60 - 152	23 - 57	31 - 39	7	23	30	30	10	4	22	32	174
2023	ATL	28	0	322	52-137	19-52	26-33	3	29	32	24	7	3	21	25	151
Career		71	17	1157	184-440	57-160	75-93	15	76	91	86	27	14	64	91	500



#15 ALLISHA GRAY G • 6-0 • 160 • 6 yrs • South Carolina
she/her

2023 Highlights:

- » Scored a career-high 27 points and recorded her second double-double of the season in the overtime win against the Sun (6/15)
- » Led the team with 26 points with 10 boards in the Dream’s first victory of the season against Minnesota (5/23) for her 7th career double-double.
- » Gray had her second 27 point game of her career against Washington (7/30).
- » Hit a career-high 10 free throws against the Sun (6/11).
- » Led the Dream against the Mystics with 26 points, 5 rebounds and 4 assists.
- » Led the Dream in points (25), rebounds (8) and assists (6) against the Liberty (7/27).

GRAY 2023 GAME-BY-GAME

Date	Opp	GS	MP	FGM-A	3PM-A	FTM-A	OREB	DREB	REB	AST	STL	BLK	TO	PF	PTS
5/20	@ DAL	*	32	4-14	0-5	2-3	3	4	7	7	0	0	4	4	10
5/23	@ MIN	*	35	8-17	3-6	7-8	3	7	10	1	1	2	3	0	26
5/28	vs IND	*	32	6-12	3-6	4-5	0	4	4	4	0	0	0	4	19
5/30	vs CHI	*	27	5-9	0-1	3-4	1	3	4	1	0	0	2	0	13
6/2	vs. LVA	*	36	6-11	1-2	3-3	1	4	5	5	1	0	3	2	16
6/9	vs. NYL	*	31	6-14	1-2	4-4	0	5	5	1	0	0	2	2	17
6/11	vs. CONN	*	31	4-11	0-1	10-12	3	3	6	3	3	0	4	2	18
6/13	@ NYL	*	30	5-13	1-3	5-6	3	3	6	1	2	0	1	2	16
6/15	@CONN	*	45	10-14	1-2	6-7	1	9	10	2	0	0	2	4	27
6/18	@IND	*	29	9-13	1-2	6-6	0	2	2	3	2	0	2	3	25
6/20	@ DAL	*	29	3-11	0-1	3-4	0	3	3	4	0	0	3	3	9
6/23	vs. NYL	*	30	6-12	1-1	4-5	1	3	4	2	2	0	1	2	17
6/28	@ WAS	*	36	5-12	0-3	7-9	1	2	3	3	1	0	1	4	17
6/30	vs. WAS	*	40	10-18	1-3	5-5	1	4	5	4	1	1	0	3	26
7/2	vs LAS	*	32	5-9	0-1	5-7	0	2	2	2	2	0	3	2	15
7/5	@ LAS	*	34	8-14	2-4	5-7	0	4	4	6	1	0	1	4	23
7/7	@ CHI	*	37	8-11	2-2	3-3	2	3	5	3	3	1	3	2	21
7/9	@ CHI	*	36	3-13	1-5	4-5	0	5	5	5	1	0	4	2	11
7/12	vs. SEA	*	32	8-18	0-4	3-4	4	2	6	3	1	0	2	2	19
7/18	vs. MIN	*	29	3-9	3-6	3-4	2	1	3	6	2	0	2	2	12
7/20	@ CONN	*	35	5-12	1-2	7-8	2	4	6	7	0	1	2	3	18
7/22	vs. CONN	*	34	6-12	1-2	4-8	1	6	7	2	2	0	1	6	17
7/25	vs. PHO	*	25	4-11	2-2	2-4	1	4	5	3	0	2	0	1	12
7/27	@ NYL	*	39	10-16	2-5	3-6	3	5	8	6	1	0	2	0	25
7/30	vs. WASH	*	37	8-11	3-6	8-8	1	4	5	4	1	1	6	0	27
8/1	@ LVA	*	31	3-11	0-4	2-2	1	1	2	2	1	0	1	4	8
8/3	@ PHO	*	23	4-10	1-3	1-2	2	2	4	1	1	0	0	3	10
8/6	vs. IND	*	33	6-10	3-4	6-8	1	2	3	4	1	1	2	3	21
8/10	@ SEA	*	32	5-13	0-2	7-9	4	3	7	3	3	0	0	5	17
8/12	@ LAS	*	30	2-6	0-1	4-4	1	3	4	4	1	0	3	6	8

SEASON/CAREER HIGHS

Points (2023)	27 (2 times)
Points (Career)	27 (2 times)
FG Made (2023)	10 (3 times)
FG Made (Career)	10 (3 times)
FG Attempted (2023)	18 (2 times)
FG Attempted (Career)	19 (7/5/17)
3PT FG Made (2023)	3 (4 times)
3PT FG Made (Career)	5 (8/19/20)
3PT FG Attempt. (2023)	6 (3 times)
3PT FG Att. (Career)	10 (7/5/17)
FT Made (2023)	10 (6/11)
FT Made (Career)	10 (6/11)
FT Attempted (2023)	10 (6/11)
FT Attempted (Career)	10 (6/11)
Off. Rebounds (2023)	4 ()
Off. Rebounds (Career)	5 (2 times)
Def. Rebounds (2023)	9 (6/15)
Def. Rebounds (Career)	11 (9/5/21)
Total Rebounds (2023)	10 (6/15)
Total Rebounds (Career)	14 (9/5/21)
Assists (2023)	7 (2 times)
Assists (Career)	10 (7/30/18)
Blocks (2023)	2 (2 times)
Blocks (Career)	5 (5/19/22)
Steals (2023)	3 (3 times)
Steals (Career)	5 (8/1/19)
Minutes (2023)	45 (6/15)
Minutes (Career)	45 (6/15)
Double-Doubles (2023)	2
Double-Doubles (Career)	8

GRAY CAREER

Season	Team	G	GS	MIN	FGM-A	3PM-A	FTM-A	OR	DR	TOT	AST	STL	BS	TO	PF	PTS
2017	DAL	34	34	924	150-394	35-117	106-132	55	79	134	45	52	20	42	71	441
2018	DAL	34	34	907	100-248	30-111	82-95	40	75	115	82	44	8	47	76	312
2019	DAL	34	29	1035	117-256	33-86	95-112	45	96	141	78	42	14	50	87	362
2020	DAL	20	14	524	91-196	25-71	54-65	27	57	84	26	22	6	22	38	261
2021	DAL	25	16	694	106-242	30-82	56-65	33	97	130	42	25	21	34	53	298
2022	DAL	33	33	1086	146-345	64-157	83-104	29	130	159	84	37	24	42	78	439
2023	ATL	30	30	983	175-367	34-90	136-180	43	107	152	102	34	9	62	81	520
Career		210	190	6172	885-2048	231-715	612-743	272	641	913	459	256	102	299	483	2633



#00 NAZ HILLMON F • 6-2 • 190 • 1 yr • Michigan
she/her

2023 Highlights:

- » Pulled down 8 rebounds and scored 7 points in the Dream’s season opener at Dallas (5/20).
- » Scored 13 points on 75.0% shooting with 4 rebounds at Minnesota (5/23).
- » Hillmon scored in the double digits (10) for the second consecutive game, going 6/6 from the free throw line against Indiana (5/28)
- » Hillmon played a different role against Chicago (5/30) as a facilitator, leading the team in assists (4) in her 14 minutes.
- » Recorded a season-high 8 rebounds and career-high 5 on the offensive glass against Chicago (7/9).

HILLMON 2023 GAME-BY-GAME																SEASON/CAREER HIGHS	
Date	Opp	GS	MP	FGM-A	3PM-A	FTM-A	OREB	DREB	REB	AST	STL	BLK	TO	PF	PTS	Points (2023)	13 (5/23)
5/20	@ DAL		20	2-3	0-0	3-3	2	6	8	0	0	0	3	3	7	Points (Career)	13 (7/15/22)
5/20	@ MIN		20	6-9	0-1	1-1	1	3	4	0	0	0	3	2	13	FG Made (2023)	6 (5/23)
5/28	vs IND		21	2-4	0-0	6-6	2	0	2	1	0	0	2	1	10	FG Made (Career)	6 (7/15/22)
5/30	vs CHI		14	1-2	0-0	2-2	0	3	3	4	1	1	2	0	4	FG Attempted (2023)	9 (5/23)
6/2	vs. LVA		15	1-2	0-0	0-0	0	2	2	3	0	0	1	3	2	FG Attempted (Career)	10 (2 times)
6/9	vs. NYL *		25	1-2	0-0	0-0	2	2	4	1	1	0	1	4	2	3PT FG Made (2023)	NONE
6/11	vs. CONN		15	2-4	0-0	0-0	0	2	2	1	1	0	3	4	4	3PT FG Made (Career)	NONE
6/13	@ NYL		5	1-1	0-0	0-0	1	0	1	1	0	0	1	0	2	3PT FG Attempt. (2023)	1 (5/23)
6/15	@CONN		17	2-5	0-0	0-0	1	4	5	1	1	0	1	2	4	3PT FG Attempt. (Career)	1 (2 times)
6/18	@IND		19	2-2	0-0	2-2	1	2	3	0	0	0	2	1	6	FT Made (2023)	6 (5/28)
6/20	@ DAL		13	0-1	0-0	4-4	3	2	5	0	0	1	1	1	4	FT Made (Career)	6 (5/28)
6/23	vs. NYL		12	1-2	0-0	0-0	1	3	4	1	0	0	0	2	2	FT Attempted (2023)	6 (5/28)
6/28	@ WAS		8	2-5	0-0	0-2	2	1	3	0	0	0	1	0	4	FT Attempted (Career)	6 (5/28)
6/30	vs. WAS		2	1-2	0-0	0-0	0	1	1	0	0	0	0	0	2	Off. Rebounds (2023)	5 (7/9)
7/2	vs LAS		17	1-2	0-0	0-0	0	7	7	1	1	0	1	4	2	Off. Rebounds (Career)	5 (7/9)
7/5	@ LAS		14	2-4	0-0	0-0	1	1	2	1	0	1	0	0	4	Def. Rebounds (2023)	7 (7/2)
7/7	@ CHI		12	3-5	0-0	2-3	1	0	1	0	0	0	0	1	8	Def. Rebounds (Career)	11 (7/15/22)
7/9	@ CHI		15	1-5	0-0	0-0	5	3	8	2	1	0	0	0	2	Total Rebounds (2023)	8 (2 times)
7/12	vs. SEA		15	1-2	0-0	0-0	1	3	4	1	0	0	0	2	2	Total Rebounds (Career)	14 (7/24/22)
7/18	vs. MIN		13	1-1	0-0	1-2	1	1	2	0	0	0	2	1	3	Assists (2023)	4 (5/30)
7/20	@ CONN		6	0-0	0-0	1-2	0	1	1	0	1	0	0	0	1	Assists (Career)	4 (2 times)
7/22	vs. CONN		4	0-1	0-0	2-2	0	1	1	0	0	0	0	0	2	Blocks (2023)	1 (3 times)
7/25	vs. PHO		9	0-0	0-0	0-0	1	0	1	1	0	0	1	2	0	Blocks (Career)	2 (2 times)
7/27	@ NYL		2	0-0	0-0	1-2	0	0	0	0	0	0	0	0	1	Steals (2023)	1 (7 times)
7/30	vs. WASH		10	1-2	0-0	0-0	0	2	2	0	0	0	0	1	2	Steals (Career)	3 (6/24/22)
8/1	@ LVA		17	1-3	0-0	0-0	0	4	4	0	0	0	0	0	2	Minutes (2023)	25 (6/9)
8/3	@ PHO		16	0-3	0-0	0-0	1	4	5	0	0	0	3	3	0	Minutes (Career)	37 (2 times)
8/6	vs. IND		10	0-2	0-0	0-2	0	2	2	1	0	0	0	1	0	Double-Doubles (2023)	NONE
8/10	@ SEA		10	0-1	0-0	0-0	0	2	2	0	0	0	1	3	0	Double-Doubles (Career)	1
8/12	@ LAS		11	0-1	0-0	4-4	0	1	1	0	0	0	0	1	4		

HILLMON CAREER															
Season	Team	G	GS	MIN	FGM-A	3PM-A	FTM-A	OR	DR	TOT	AST	STL	BS	TO	PTS
2022	ATL	34	12	674	59-123	0-2	32-39	52	120	172	41	22	10	40	150
2023	ATL	30	1	392	33-72	0-1	27-35	27	59	89	20	7	3	29	101
Career		64	13	1067	92-196	0-3	59-74	79	182	261	61	29	13	69	247



#10 RHYNE HOWARD

G • 6-3 • 175 • 1 yr • Kentucky

she/her

2023 Highlights:

- » Recorded her first career double-double with a career-best 10 rebounds and a team-high 20 points in the Dream’s season opener at Dallas (5/20), adding two assists and 3 steals.
- » Dished out her highest assist count of her career with 8 against the Mystics (6/30)
- » Scored a career-high and historic 43 points on 70% shooting (14/20) against the Sparks (7/2), becoming the only the second Dream player ever to score 40 + points.
- » Dropped 32 points, 6 rebounds, 4 assists and 4 steals against Chicago (7/9)
- » Became the fastest Dream player to reach 1000 career points (59 games) vs. the Mystics (7/30).
- » Howard became the 10th player in WNBA history and first for the Dream to earn 14 games with 20+ points, 2+ 3PM, and 70 + FG % in under two seasons (5/30)

HOWARD 2023 GAME-BY-GAME															
Date	Opp	GS	MP	FGM-A	3PM-A	FTM-A	OREB	DREB	REB	AST	STL	BLK	TO	PF	PTS
5/20	@ DAL	*	35	8-24	4-12	0-0	3	7	10	2	0	1	0	5	20
5/23	@ MIN	*	29	3-12	1-4	1-1	2	2	4	6	3	1	2	4	8
5/28	vs IND	*	32	8-18	3-7	4-7	1	3	4	1	1	0	1	3	23
5/30	vs CHI	*	29	8-11	2-4	2-4	0	4	4	1	1	0	0	0	20
6/2	vs. LVA	*	33	5-15	2-7	3-3	1	3	4	5	1	1	1	2	15
6/9	vs. NYL	*	30	4-12	3-7	4-7	0	2	2	2	1	0	1	2	15
6/11	vs. CONN	*	35	4-13	2-10	6-8	2	6	8	2	0	0	5	2	16
6/13	@ NYL	*	34	4-11	2-5	2-2	0	5	5	4	0	0	3	5	12
6/15	@CONN	*	40	6-14	2-7	5-6	1	3	4	6	0	0	4	3	19
6/18	@IND	*	33	7-15	2-5	5-6	1	5	6	1	1	1	1	1	21
6/20	@ DAL	*	30	3-13	2-5	7-10	1	3	4	2	1	1	1	1	15
6/23	vs. NYL	*	26	6-13	3-5	9-9	2	4	6	2	0	0	5	4	24
6/28	@ WAS	*	26	3-9	2-4	0-0	0	1	1	4	1	0	0	4	8
6/30	vs. WAS	*	39	5-10	2-3	2-3	2	3	5	8	3	0	1	3	14
7/2	vs LAS	*	32	14-20	6-12	9-9	0	2	2	4	2	2	3	5	43
7/5	@ LAS	*	25	5-9	5-9	0-0	0	5	5	6	1	0	0	4	15
7/7	@ CHI	*	39	7-16	3-9	0-1	0	5	5	2	1	0	2	2	17
7/9	@ CHI	*	38	12-22	4-9	4-5	1	5	6	4	4	1	1	1	32
7/12	vs. SEA	*	31	5-15	3-10	2-3	1	5	6	5	2	0	5	3	15
7/18	vs. MIN	*	36	8-21	3-13	2-3	0	3	3	7	0	0	2	4	21
7/20	@ CONN	*	38	7-19	4-9	4-5	0	2	2	3	3	0	4	3	22
7/22	vs. CONN	*	35	5-18	4-9	8-9	1	5	6	2	2	4	2	3	22
7/25	vs. PHO	*	21	4-7	2-4	0-0	0	3	3	0	2	0	2	1	10
7/27	@ NYL	*	35	4-17	1-8	1-2	0	5	5	2	0	0	1	4	10
7/30	vs. WASH	*	30	4-10	3-7	0-0	0	5	5	0	5	2	5	3	11
8/1	@ LVA	*	34	3-10	0-3	0-0	0	6	6	6	1	1	2	2	6
8/3	@ PHO	*	34	4-12	1-7	5-6	0	2	2	2	0	2	1	3	14
8/6	vs. IND	*	36	9-18	3-7	3-6	0	4	4	3	2	2	1	1	24
8/10	@ SEA	*	34	6-20	4-10	4-5	0	6	6	1	3	0	4	4	20
8/12	@ LAS	*	37	5-14	3-9	4-4	0	5	5	1	1	0	1	2	17

SEASON/CAREER HIGHS	
Points (2023)	43 (7/2)
Points (Career)	43 (7/2)
FG Made (2023)	14 (7/2)
FG Made (Career)	14 (7/2)
FG Attempted (2023)	24 (5/20)
FG Attempted (Career)	30 (7/24/22)
3PT FG Made (2023)	6 (7/2)
3PT FG Made (Career)	6 (3 times)
3PT FG Attempt. (2023)	13 (7/18)
3PT FG Attempt. (Career)	14 (7/24/22)
FT Made (2023)	9 (2 times)
FT Made (Career)	12 (5/15/22)
FT Attempted (2023)	10 (6/20)
FT Attempted (Career)	17 (5/15/22)
Off. Rebounds (2023)	3 (5/20)
Off. Rebounds (Career)	5 (7/21/22)
Def. Rebounds (2023)	7 (5/20)
Def. Rebounds (Career)	8 (6/24/22)
Total Rebounds (2023)	10 (5/20)
Total Rebounds (Career)	10 (5/20/23)
Assists (2023)	8 (6/30)
Assists (Career)	8 (6/30)
Blocks (2023)	4 (7/22)
Blocks (Career)	4 (2 times)
Steals (2023)	5 (7/30/)
Steals (Career)	5 (2 times)
Minutes (2023)	40 (6/15)
Minutes (Career)	40 (6/15)
Double-Doubles (2023)	1
Double-Doubles (Career)	1

HOWARD CAREER															
Season	Team	G	GS	MIN	FGM-A	3PM-A	FTM-A	OR	DR	TOT	AST	STL	BS	TO	PF
2022	ATL	34	34	1066	184-509	85-248	99-125	27	127	154	96	54	26	53	87
2023	ATL	30	30	995	176-438	81-211	96-133	19	119	138	94	41	19	61	81
Career		64	64	2053	360-947	166-468	195-248	46	246	292	189	95	45	114	168



#13 HALEY JONES

F-G • 6-1 • 187 • Rookie • Stanford

she/her

2023 Highlights:

- » Jones joined Angel McCoughtry as the only other Dream rookie in history to record 10+ points, 3+ rebounds, 2+ assists and 2+ stocks in under 20 minutes against Chicago (5/30).
- » Record a season-high 9 assists in the Dream’s 4 point overtime victory against the Sun (6/15)
- » Played 37 minutes and a pivotal role in the Dream’s victory against New York (6/13), scoring 13 points and recording a season-high 9 rebounds.
- » In her breakout game, Jones scored 13 points, 3 rebounds, 2 assist, a block and a steal in her 19 minutes against Chicago (5/30).

JONES 2023 GAME-BY-GAME															
Date	Opp	GS	MP	FGM-A	3PM-A	FTM-A	OREB	DREB	REB	AST	STL	BLK	TO	PF	PTS
5/20	@ DAL		5	0-1	0-1	0-0	0	1	1	1	1	0	1	0	0
5/20	@ MIN		10	1-2	0-1	0-0	2	2	4	2	1	0	1	2	2
5/28	vs IND		10	0-2	0-0	0-0	0	4	4	2	0	1	3	0	0
5/30	vs CHI		19	5-9	1-1	2-2	0	3	3	2	1	1	1	2	13
6/2	vs. LVA		13	2-4	0-2	0-0	0	2	2	3	1	0	0	2	4
6/9	vs. NYL		28	3-7	1-1	0-0	0	6	6	5	0	1	3	4	7
6/11	vs. CONN *		32	0-4	0-0	2-2	0	2	2	4	1	0	3	3	2
6/13	@ NYL *		37	4-11	2-4	3-3	0	9	9	1	0	0	4	2	13
6/15	@ CONN *		34	4-9	0-1	2-2	0	4	4	9	0	0	5	6	10
6/18	@ IND *		26	4-6	0-0	0-2	0	4	4	5	0	0	3	2	8
6/20	@ DAL *		25	1-4	0-1	2-4	0	2	2	4	1	1	1	4	4
6/23	vs. NYL *		24	1-9	0-1	0-0	1	0	1	3	2	0	5	4	2
6/28	@ WAS		20	0-6	0-1	0-0	0	1	1	5	1	2	2	2	0
6/30	vs. WAS		5	0-2	0-1	0-0	0	1	1	1	0	0	0	3	0
7/2	vs LAS		20	2-6	0-2	5-6	1	2	3	5	0	1	1	0	9
7/5	@ LAS		18	3-9	0-1	0-0	0	3	3	4	0	1	0	3	6
7/7	@ CHI		8	0-2	0-0	0-0	0	1	1	1	0	1	1	1	0
7/9	@ CHI		12	2-3	0-1	0-0	0	1	1	1	0	0	1	3	4
7/12	vs. SEA		22	2-5	0-0	3-3	1	3	4	3	1	0	0	5	7
7/18	vs. MIN		12	1-4	0-2	0-0	0	1	1	1	1	0	1	3	2
7/20	@. CONN		6	0-2	0-0	0-0	2	0	2	0	0	0	0	1	0
7/22	vs. CONN		1	0-0	0-0	0-0	0	0	0	0	0	0	0	0	0
7/25	vs. PHO		19	2-6	0-0	1-2	1	2	3	5	1	2	4	2	5
7/27	@ NYL		2	0-0	0-0	0-2	0	0	0	0	0	0	0	0	0
7/30	vs. WASH		9	1-2	0-0	0-0	0	1	1	1	0	0	0	0	2
8/1	@ LVA		9	1-2	1-1	2-2	0	1	1	1	0	0	2	0	5
8/3	@ PHO		8	2-5	0-0	1-2	0	2	2	2	0	0	0	2	5
8/6	vs. IND		12	0-2	0-1	0-0	0	1	1	2	1	0	0	1	0
8/10	@ SEA		7	1-3	0-0	0-0	2	3	5	0	0	0	1	0	2
8/12	@ LAS		5	0-1	0-1	0-0	0	1	1	0	0	0	0	1	0

SEASON HIGHS	
Points (2023)	13 (2 times)
FG Made (2023)	5 (5/30)
FG Attempted (2023)	11 (6/13)
3PT FG Made (2023)	2 (6/13)
3PT FG Attempt. (2023)	4 (2 times)
FT Made (2023)	5 (7/2)
FT Attempted (2023)	6 (7/2)
Off. Rebounds (2023)	2 (5/23)
Def. Rebounds (2023)	9 (6/13)
Total Rebounds (2023)	9 (6/13)
Assists (2023)	9 (6/15)
Blocks (2023)	2 (2 times)
Steals (2023)	2 (6/23)
Minutes (2023)	37 (6/13)
Double-Doubles (2023)	NONE

JONES CAREER																
Season	Team	G	GS	MIN	FGM-A	3PM-A	FTM-A	OR	DR	TOT	AST	STL	BS	TO	PF	PTS
2023	ATL	30	6	457	42-127	5-23	23-32	10	63	73	73	13	11	43	58	112
Career		30	6	457	42-127	5-23	23-32	10	63	73	73	13	11	43	58	112



#2 AARI McDONALD G • 5-6 • 141 • 2 yrs • Arizona
she/her

2023 Highlights:

- » Started in the Dream’s season opener at Dallas (5/20) and finished with 6 points on two made three’s and 1 assist.
- » Hit the go-ahead three with 42 seconds left in the Dream’s first win of the 2023 season, contributing 6 assists (ties career high) and 6 points at Minnesota (5/23).
- » Provided an offensive spark of the bench against Los Angeles (8/12) scoring 15 points.
- » Dropped a season-high 18 points and dished 5 assists against New York (7/27).

McDONALD 2023 GAME-BY-GAME															
Date	Opp	GS	MP	FGM-A	3PM-A	FTM-A	OREB	DREB	REB	AST	STL	BLK	TO	PF	PTS
5/20	@ DAL	*	29	2-11	2-7	0-1	0	2	2	1	0	0	3	4	6
5/23	@ MIN	*	31	2-8	1-5	1-2	0	3	3	6	0	0	2	2	6
5/28	vs IND	*	30	1-6	1-3	2-2	0	2	2	3	0	0	1	2	5
5/30	vs CHI	*	28	3-5	1-1	1-2	0	3	3	2	1	0	0	3	8
6/2	vs. LVA	*	26	2-8	1-4	0-1	0	2	2	7	0	0	4	0	5
6/9	vs. NYL					DNP - Injury/Illness - Shoulder									
6/11	vs. CONN					DNP - Injury/Illness - Shoulder									
6/13	@ NYL					DNP - Injury/Illness - Shoulder									
6/15	@ CONN					DNP - Injury/Illness - Shoulder									
6/18	@ IND					DNP - Injury/Illness - Shoulder									
6/20	@ DAL					DNP - Injury/Illness - Shoulder									
6/23	vs. NYL					DNP - Injury/Illness - Shoulder									
6/28	@ WAS					DNP - Injury/Illness - Shoulder									
6/30	vs. WAS					DNP - Injury/Illness - Shoulder									
7/2	vs LAS					DNP - Injury/Illness - Shoulder									
7/7	@ CHI					DNP - Injury/Illness - Shoulder									
7/9	@ CHI					DNP - Injury/Illness - Shoulder									
7/12	vs. SEA					DNP - Injury/Illness - Shoulder									
7/18	vs. MIN					DNP - Injury/Illness - Shoulder									
7/20	@ CONN		16	3-9	1-4	0-0	0	2	2	1	1	0	1	1	7
7/22	vs. CONN		27	5-11	1-5	3-4	1	0	1	0	0	0	0	1	14
7/25	vs. PHO		18	5-7	0-1	1-1	1	2	3	0	0	0	2	1	11
7/27	@ NYL		28	4-9	3-8	7-9	0	3	3	5	0	0	1	1	18
7/30	vs. WASH		24	2-5	0-3	3-3	0	2	2	5	0	0	1	1	7
8/1	@ LVA		19	0-5	0-2	0-0	1	1	2	3	0	0	2	2	0
8/3	@ PHO		22	1-1	0-0	2-2	0	1	1	5	3	0	1	2	4
8/6	vs. IND	*	14	1-3	1-2	0-0	1	1	2	1	0	0	3	3	3
8/10	@ SEA		19	4-5	2-2	0-2	0	3	3	3	2	0	2	1	10
8/12	@ LAS		21	5-10	1-4	4-4	0	2	2	2	1	0	2	1	15

SEASON/CAREER HIGHS	
Points (2023)	18 (7/27)
Points (Career)	20 (2 times)
FG Made (2023)	5 (3 times)
FG Made (Career)	7 (2 times)
FG Attempted (2023)	11 (2 times)
FG Attempted (Career)	17 (6/17/22)
3PT FG Made (2023)	3 (7/27)
3PT FG Made (Career)	5 (5/13/22)
3PT FG Attempt. (2023)	8 (7/27)
3PT FG Att. (Career)	10 (6/1/22)
FT Made (2023)	7 (7/27)
FT Made (Career)	7 (7/27)
FT Attempted (2023)	9 (7/27)
FT Attempted (Career)	9 (7/27)
Off. Rebounds (2023)	1 (4 times)
Off. Rebounds (Career)	2 (3 times)
Def. Rebounds (2023)	3 (4 times)
Def. Rebounds (Career)	7 (5/29/22)
Total Rebounds (2023)	3 (5 times)
Total Rebounds (Career)	8 (5/29/22)
Assists (2023)	7 (6/2)
Assists (Career)	7 (6/2/23)
Blocks (2023)	NONE
Blocks (Career)	1 (5 times)
Steals (2023)	3 (8/3)
Steals (Career)	7 (6/1/22)
Minutes (2023)	31 (5/23)
Minutes (Career)	43 (6/17/22)
Double-Doubles (2023)	NONE
Double-Doubles (Career)	NONE

McDONALD CAREER															
Season	Team	G	GS	MIN	FGM-A	3PM-A	FTM-A	OR	DR	TOT	AST	STL	BS	TO	PTS
2021	ATL	30	4	493	56 - 174	32 - 104	45 - 51	9	40	49	59	25	5	35	189
2022	ATL	36	6	876	131-319	48-142	88-101	15	66	81	93	52	1	77	398
2023	ATL	15	6	351	40-113	15-51	24-33	4	30	33	344	8	0	25	119
Career		81	16	1662	227-596	95-297	158-185	28	136	163	196	85	6	137	706



#32 CHEYENNE PARKER

F • 6-4 • 193 • 8 yrs • Middle Tennessee

she/her

2023 Highlights:

- » Recorded her 18th career double-double with a 20 points and a season-high 14 rebounds against the Sun (6/11)
- » Put up 21 points and team-high 6 rebounds in the opening home game against Indiana (5/28)
- » Parker scored her 2000th point against Seattle (7/12) on the eve of her first All-Star appearance.
- » Recored a season-high 3 blocks agaist the Wings (6/20),
- » Recorded a season-high 4 steals against the Fever (6/18).
- » Recored three consecutuve double-double’s against Los Angeles (7/5), Chicago (7/7) and Chicago (7/9),

PARKER 2023 GAME-BY-GAME															
Date	Opp	GS	MP	FGM-A	3PM-A	FTM-A	OREB	DREB	REB	AST	STL	BLK	TO	PF	PTS
5/20	@ DAL	*	30	7-14	0-1	4-5	9	2	11	3	3	0	6	2	18
5/23	@ DAL	*	25	4-7	0-0	4-4	1	1	2	2	1	1	2	3	12
5/28	vs IND	*	28	6-13	0-1	9-10	3	3	6	2	1	2	2	4	21
5/30	vs CHI	*	21	4-13	0-2	2-2	3	5	8	1	2	0	2	0	10
6/2	vs. LVA	*	29	10-18	2-3	3-3	3	8	11	0	1	0	3	3	25
6/9	vs. NYL	*	25	4-9	1-3	3-4	1	6	7	2	0	1	3	2	12
6/11	vs. CONN	*	28	9-13	1-1	1-1	5	9	14	2	0	2	6	4	20
6/13	@ NYL	*	37	3-7	0-1	0-0	3	8	11	3	3	1	3	2	6
6/15	@CONN	*	28	8-14	1-1	2-3	1	1	2	1	2	1	4	5	19
6/18	@IND	*	29	6-13	0-2	3-4	1	6	7	1	4	1	4	4	15
6/20	@ DAL	*	27	6-13	0-1	3-3	4	2	6	1	2	3	3	1	15
6/23	vs. NYL	*	25	4-9	1-2	4-4	0	2	2	1	0	2	1	1	13
6/28	@ WAS	*	23	10-19	0-2	3-3	4	4	8	0	2	3	0	2	23
6/30	vs. WAS	*	21	3-7	0-1	0-0	1	3	4	0	0	2	2	6	6
7/2	vs LAS	*	21	2-6	1-1	3-4	1	4	5	1	2	0	0	3	8
7/5	@ LAS	*	28	5-10	1-2	3-6	1	10	11	3	2	1	3	1	14
7/7	@ CHI	*	27	5-13	0-1	4-4	3	7	10	3	0	4	2	3	14
7/9	@ CHI	*	26	8-12	0-0	2-2	4	7	11	1	1	2	2	4	18
7/12	vs. SEA	*	22	6-7	0-0	6-7	1	5	6	0	0	0	2	0	18
7/18	vs. MIN		13	1-6	0-1	1-2	3	5	8	3	0	1	2	3	3
7/20	@ CONN		17	2-5	0-1	0-0	1	4	5	2	0	1	4	4	4
7/22	vs. CONN	*	28	3-12	0-1	11-12	5	3	8	1	1	1	1	4	17
7/25	vs. PHO	*	18	2-7	0-3	0-0	0	5	5	3	1	3	3	0	4
7/27	@ NYL	*	24	5-11	0-2	0-0	1	3	4	2	0	3	1	3	10
7/30	vs. WASH	*	26	4-11	0-0	3-4	1	2	3	3	1	2	2	2	11
8/1	@ LVA	*	28	9-13	0-1	1-1	2	3	5	3	1	1	3	4	19
8/3	@ PHO	*	25	8-17	0-0	4-4	2	5	7	2	0	1	3	6	20
8/6	vs. IND	*	29	7-13	1-1	1-2	2	4	6	3	0	2	1	3	16
8/10	@ SEA	*	28	3-7	0-1	0-0	3	5	8	2	2	3	1	2	6
8/12	@ LAS	*	38	6-14	0-2	5-6	2	5	7	2	1	2	2	5	17

SEASON/CAREER HIGHS	
Points (2023)	25 (6/2)
Points (Career)	25 (6/2/23)
FG Made (2023)	10 (2 times)
FG Made (Career)	10 (3 times)
FG Attempted (2023)	19 (6/28)
FG Attempted (Career)	19 (6/28)
3PT FG Made (2023)	2 (6/2)
3PT FG Made (Career)	3 (9/11/2020)
3PT FG Attempt. (2023)	3 (3 times)
3PT FG Att. (Career)	5 (6/21/22)
FT Made (2023)	11 (7/22)
FT Made (Career)	12 (8/8/20)
FT Attempted (2023)	12 (7/22)
FT Attempted (Career)	12 (3 times)
Off. Rebounds (2023)	9 (5/20)
Off. Rebounds (Career)	9 (5/20/23)
Def. Rebounds (2023)	10 (7/5)
Def. Rebounds (Career)	10 (3 times)
Total Rebounds (2023)	14 (6/11)
Total Rebounds (Career)	15 (9/2/2020)
Assists (2023)	3 (6 times)
Assists (Career)	5 (5 times)
Blocks (2023)	4 (7/7)
Blocks (Career)	6 (8/27/2019)
Steals (2023)	4 (6/18)
Steals (Career)	5 (6/23/21)
Minutes (2023)	37 (6/13)
Minutes (Career)	37 (6/13)
Double-Doubles (2023)	6
Double-Doubles (Career)	21

PARKER CAREER															
Season	Team	G	GS	MIN	FGM-A	3PM-A	FTM-A	OR	DR	TOT	AST	STL	BS	TO	PF
2015	CHI	30	0	279	28 - 70	0 - 0	10 - 26	30	44	74	6	7	22	16	66
2016	CHI	25	7	315	42 - 83	0 - 1	17 - 32	35	46	81	6	12	5	19	101
2017	CHI	23	0	286	32 - 69	0 - 3	23 - 36	31	47	78	13	8	15	21	87
2018	CHI	34	5	671	128 - 241	6 - 19	77 - 108	60	136	196	23	19	36	48	339
2019	CHI	34	0	670	107 - 233	5 - 18	80 - 95	62	135	197	30	25	42	45	299
2020	CHI	20	13	498	97 - 175	15 - 32	59 - 69	47	81	128	30	26	18	55	268
2021	ATL	13	11	270	50 - 111	10 - 30	22 - 28	13	45	58	16	15	12	16	132
2022	ATL	36	35	942	176-352	12-55	62-78	59	163	222	71	38	32	73	426
2023	ATL	30	28	774	161-350	9-38	85-100	70	137	208	53	33	46	73	414
Career		245	99	4680	820-1667	57-196	435-572	408	834	1242	248	183	227	368	2121



#3 DANIELLE ROBINSON G • 5-9 • 137 • 11 yrs • Oklahoma

she/her

2023 Highlights:

- » Had her breakout game after early season injury with 14 points, 9 rebounds, 6 assists and 3 steals against Chicago (7/7).
- » Now is 10th All-Time in career assists after overtaking Tanisha Wright against Phoenix (7/25)
- » In her second game back from injury recorded 6 points, hitting her first one from behind the arc against Dallas (6/20).
- » Started for the first time this season against the Mystics (6/28), led the team with 6 assists.

ROBINSON 2023 GAME-BY-GAME																
Date	Opp	GS	MP	FGM-A	3PM-A	FTM-A	OREB	DREB	REB	AST	STL	BLK	TO	PF	PTS	
5/20	@ DAL		8	1-2	0-0	0-0	0	1	1	2	0	0	0	1	2	
5/23	@ MIN1						DNP - Injury/Illness - Left Knee									
5/28	vs IND						DNP - Injury/Illness - Left Knee									
5/30	vs CHI						DNP - Injury/Illness - Left Knee									
6/2	vs. LVA						DNP - Injury/Illness - Left Knee									
6/9	vs. NYL						DNP - Injury/Illness - Left Knee									
6/11	vs. CONN						DNP - Injury/Illness - Left Knee									
6/13	@ NYL						DNP - Injury/Illness - Left Knee									
6/15	@CONN						DNP - Injury/Illness - Left Knee									
6/18	@IND		15	3-5	0-0	1-2	0	2	2	2	0	0	2	3	7	
6/20	@ DAL		16	2-4	1-2	1-1	0	0	0	1	0	0	2	6	6	
6/23	vs. NYL		16	3-6	0-1	0-1	1	3	4	2	1	0	2	1	6	
6/28	@ WAS *		18	2-6	2-2	0-0	0	0	0	6	1	0	2	4	6	
6/30	vs. WAS *		17	1-2	0-0	0-0	0	2	2	2	1	0	1	4	2	
7/2	vs LAS *		21	2-6	0-2	0-0	0	5	5	5	2	1	0	1	4	
7/5	@ LAS *		23	3-6	0-1	1-2	0	4	4	6	0	0	1	1	7	
7/7	@ CHI *		33	6-8	1-2	1-2	2	7	9	6	3	0	2	1	14	
7/9	@ CHI *		28	5-8	1-1	0-0	0	1	1	6	0	1	0	3	11	
7/12	vs. SEA *		18	2-3	0-0	0-0	0	2	2	5	1	0	3	3	4	
7/18	vs. MIN *		28	2-4	0-0	2-2	1	2	3	2	0	1	1	0	6	
7/20	@ CONN *		20	1-4	0-0	0-0	0	0	0	1	0	0	2	4	2	
7/22	vs. CONN *		13	0-3	0-0	0-0	0	2	2	0	0	0	3	1	0	
7/25	vs. PHO *		22	1-2	0-0	1-1	0	1	1	4	0	0	0	2	3	
7/27	@ NYL *		14	2-4	1-1	0-0	0	2	2	1	0	0	1	2	5	
7/30	vs. WASH *		8	0-1	0-0	0-0	0	0	0	2	0	0	2	3	0	
8/1	@ LVA *		18	3-6	1-4	0-1	1	0	1	3	1	0	1	1	7	
8/3	@ PHO *		17	1-3	0-0	0-0	0	0	0	1	1	0	3	0	2	
8/6	vs. IND		25	3-6	0-2	3-3	0	3	3	3	0	0	1	0	9	
8/10	@ SEA *		21	1-6	0-0	1-1	0	1	1	1	1	0	1	2	3	
8/12	@ LAS *		29	4-9	0-3	1-2	0	3	3	5	1	0	3	3	9	

SEASON/CAREER HIGHS	
Points (2023)	14 (7/7)
Points (Career)	36 (9/11/11)
FG Made (2023)	6 (7/7)
FG Made (Career)	14 (9/11/11)
FG Attempted (2023)	8 (2 times)
FG Attempted (Career)	19 (9/11/11)
3PT FG Made (2023)	2 (6/28)
3PT FG Made (Career)	2 (6 times)
3PT FG Attempt. (2023)	4 (8/1)
3PT FG Att. (Career)	5 (6/14/19)
FT Made (2023)	3 (8/3)
FT Made (Career)	11 (6/19/18)
FT Attempted (2023)	3 (8/3)
FT Attempted (Career)	11 (3 times)
Off. Rebounds (2023)	2 (7/7)
Off. Rebounds (Career)	3 (5 times)
Def. Rebounds (2023)	7 (7/7)
Def. Rebounds (Career)	8 (5 times)
Total Rebounds (2023)	9 (7/7)
Total Rebounds (Career)	10 (7/10/19)
Assists (2023)	6 (4 times)
Assists (Career)	13 (7/2/15)
Blocks (2023)	1 (3 times)
Blocks (Career)	2 (2 times)
Steals (2023)	3 (7/7)
Steals (Career)	5 (3 times)
Minutes (2023)	33 (7/7)
Minutes (Career)	43 (6/7/14)
Double-Doubles (2023)	NONE

ROBINSON CAREER																
Season	Team	G	GS	MIN	FGM-A	3PM-A	FTM-A	OR	DR	TOT	AST	STL	BS	TO	PF	PTS
2011	SAS	34	9	786	98-213	0-1	84-93	24	55	79	132	28	4	60	76	280
2012	SAS	34	34	984	146-270	0-7	43-55	19	66	85	146	46	4	54	76	335
2013	SAS	25	25	812	115-259	0-6	51-64	19	59	78	168	34	4	64	49	281
2014	SAS	33	33	1091	165-361	0-7	96-102	22	93	115	174	55	5	79	96	426
2015	SAS	30	30	902	105-269	0-5	65-72	14	60	74	149	22	2	78	36	275
2017	PHO	32	29	752	83-192	0-7	55-65	14	79	93	110	35	5	61	64	221
2018	MIN	28	2	521	69-155	3-19	41-48	8	42	50	92	26	1	49	38	182
2019	MIN	34	25	919	138-316	9-41	58-66	22	96	118	125	42	7	70	61	343
2020	LVA	22	1	492	62-121	5-13	34-42	5	48	53	71	19	2	28	38	163
2021	IND	24	24	659	88-211	5-25	56-63	8	77	85	89	38	2	42	50	237
2022	IND	31	30	732	85-203	9-40	51-60	12	77	89	119	22	5	51	44	230
2023	ATL	22	17	415	47-102	7-21	11-17	5	40	45	66	13	3	33	44	112
Career		349	259	9074	1204-2672	38-192	645-747	172	799	959	1442	380	44	669	672	3085



#21 ILIANA RUPERT C • 6-4 • 189 • 1 yr • Tango Bourges/France
she/her

- » Saw her first time on the floor against Seattle (7/12), recording her first career block and adding 2 points and a steal in her 7 minutes.
- » Recorded her first made 3-pointer against Minnesota (7/18) and added a steal in 5 minutes of action.
- » Scored a season-high 6 points and pulled down a career-high 7 rebounds in the win over Phoenix (7/25).

RUPERT 2023 GAME-BY-GAME															
Date	Opp	GS	MP	FGM-A	3PM-A	FTM-A	OREB	DREB	REB	AST	STL	BLK	TO	PF	PTS
7/5	@ LAS					DNP - Coach's Decision									
7/7	@ CHI					DNP - Coach's Decision									
7/9	@ CHI					DNP - Coach's Decision									
7/12	vs. SEA		7	1-1	0-0	0-0	0	3	3	0	1	1	1	0	2
7/18	vs. MIN		5	1-2	1-1	0-0	0	1	1	0	1	0	0	0	3
7/20	@ CONN		7	0-1	0-0	1-2	1	1	2	0	2	1	0	1	1
7/22	vs. CONN		15	0-2	0-2	0-0	1	2	3	2	1	1	0	1	0
7/25	vs. PHO		18	2-5	1-3	1-2	0	7	7	3	0	0	2	3	6
7/27	@ NYL		15	2-3	1-2	0-0	2	1	3	0	0	1	1	2	5
7/30	vs. WASH		7	0-0	0-0	0-0	0	2	2	0	0	0	2	3	0
8/1	@ LVA		8	1-3	0-2	0-0	0	1	1	1	1	0	1	0	2
8/3	@ PHO		5	0-0	0-0	3-4	0	2	2	0	0	0	0	1	3
8/6	vs. IND					DNP - Coach's Decision									
8/10	@ SEA		2	0-1	0-1	0-0	0	0	0	0	0	0	0	0	0
8/12	@ LAS		5	0-1	0-1	0-0	0	1	1	1	0	0	0	1	0

SEASON HIGHS	
Points (2023)	6 (7/25)
Points (Career)	13 (7/6/22)
FG Made (2023)	2 (7/27)
FG Made (Career)	5 (7/6/22)
FG Attempted (2023)	3 (2 times)
FG Attempted (Career)	7 (7/6/22)
3PT FG Made (2023)	1 (2 times)
3PT FG Made (Career)	3 (2 times)
3PT FG Attempt. (2023)	3 (7/25)
3PT FG Att. (Career)	4 (3 times)
FT Made (2023)	3 (8/3)
FT Made (Career)	3 (8/3)
FT Attempted (2023)	4 (8/3)
FT Attempted (Career)	4 (8/3)
Off. Rebounds (2023)	2 (7/27)
Off. Rebounds (Career)	2 (4 times)
Def. Rebounds (2023)	7 (7/25)
Def. Rebounds (Career)	7 (7/25)
Total Rebounds (2023)	7 (7/25)
Total Rebounds (Career)	7 (7/25)
Assists (2023)	3 (7/25)
Assists (Career)	3 (2 times)
Blocks (2023)	1 (4 times)
Blocks (Career)	1 (4 times)
Steals (2023)	2 (7/20)
Steals (Career)	2 (2 times)
Minutes (2023)	18 (7/25)
Minutes (Career)	24 (6/7/22)
Double-Doubles (2023)	NONE

RUPERT CAREER															
Season	Team	G	GS	MIN	FGM-A	3PM-A	FTM-A	OR	DR	TOT	AST	STL	BS	TO	PF
2022	LVA	17	0	223	25-54	14-28	1-3	11	28	39	15	7	0	9	35
2023	ATL	11	0	99	7-19	3-12	5-8	4	21	25	7	6	4	7	12
Career		28	0	317	32-73	17-41	6-11	15	49	64	22	13	4	16	47




2023 Atlanta Dream

Headshot Chart + Pronunciations




00
Naz Hillmon
F | 6-2 | 190
NAHZ




2
Aari McDonald
G | 5-6 | 141
AIR-ee



3
Danielle Robinson
G | 5-9 | 137



7
Laetitia Amihere
F | 6-3 | 185
luh-TEE-shuh uh-ME-here



10
Rhyne Howard
G | 6-2 | 175
ryan



12
Nia Coffey
F | 5-6 | 141
KNEE-uh



13
Haley Jones
F-G | 6-1 | 187



15
Alisha Gray
G | 6-0 | 167
AL-ee-shuh



21
Iliana Rupert
C | 6-4 | 189
ill-E-AH-nuh roo-PAIR



23
AD Durr
G | 5-10 | 151
A. D. | they/them pronouns



25
Monique Billings
F | 6-4 | 192



32
Cheyenne Parker
F | 6-4 | 193



Tanisha Wright
Head Coach | 2nd Year
tuh-NEE-shuh




Vickie Johnson
Assistant Coach | 1st Year



Paul Goriss
Assistant Coach | 2nd Year



Barbara Turner
Assistant Coach | 2nd Year



Dale McNeil
Player Development Coach | 2nd Year



Natalie Trotter
Athletic Trainer | 4th Year



Brooklyn Cartwright
Senior Director of Operations
3rd Year



Katie Buria
Assistant AT, Strength + Conditioning
2nd Year



Sydney Durrah
Basketball Technology, Content
4th Year



Kelsey Bibik
Senior Public Relations Manager
5th Year