



Las Vegas Aces (23-2) vs Atlanta Dream (14-11)

August 1, 2023 | Michelob ULTRA Arena | Las Vegas, NV | 7 pm PT | TV: SSSN | RADIO: ESPN Las Vegas

Game #26, Home Game #13

Aces Media Relations—John Maxwell, (951) 203-3208, jmaxwell@lasvegasaces.com

Caroline Williams (725) 289-8896, cwilliams@lasvegasaces.com

2023 Schedule/Results

Date	Opponent	Time/Result
May		
20	@ Seattle (ABC)	W / 105-64
25	@ Los Angeles (CBS SN)	W / 94-85
27	Los Angeles (NBA TV)	W / 93-65
28	Minnesota (CBS Sports Network)	W / 94-73
June		
2	@ Atlanta (ION)	W / 92-87
4	@ Indiana (CBS Sports Network)	W / 84-80
6	@ Connecticut	W / 90-84
8	@ Connecticut (Amazon Prime)	L / 94-77
11	Chicago (ESPN3)	W / 93-80
15	Seattle (Amazon Prime)	W / 96-63
18	Minnesota (NBA TV)	W / 93-62
21	@ Phoenix (NBA TV)	W / 99-79
24	Indiana (NBA TV)	W / 101-88
26	Indiana (CBS Sports Network)	W / 88-80
29	New York (Amazon Prime)	W / 98-81
July		
1	Connecticut (ABC)	W / 102-84
5	Dallas	W / 89-82
7	@ Dallas (ION)	L / 80-78
9	@ Minnesota	W / 113-89
11	Phoenix (CBS Sports Network)	W / 98-72
12	@ Los Angeles (CBS Sports Network)	W / 97-78
20	@ Seattle (Amazon Prime)	W / 79-63
22	@ Minnesota (ESPN)	W / 98-81
25	@ Chicago (ESPN)	W / 107-95
30	Dallas (CBS Sports Network)	W / 104-91
August		
1	Atlanta	7:00 pm
6	@ New York (ABC)	12:00 pm
8	@ Dallas (CBS Sports Network)	5:00 pm
11	Washington (ION)	7:00 pm
13	Atlanta (CBS Sports Network)	6:00 pm
Commissioner's Cup Championship		
15	New York (Amazon Prime)	6:00 pm
17	New York (Amazon Prime)	7:00 pm
19	Los Angeles (ABC)	12:00 pm
22	@ Atlanta (CBS Sports Network)	4:00 pm
24	@ Chicago (NBA TV)	5:00 pm
26	@ Washington (NBA TV)	4:00 pm
28	@ New York (ESPN2)	4:00 pm
31	Washington (Amazon Prime)	7:00 pm
September		
2	Seattle (NBA TV)	6:00 pm
8	@ Phoenix (ION)	7:00 pm
10	\$ Phoenix (ESPN2)	12:00 pm

\$ To be played at T-Mobile Arena
Commissioner's Cup Games in Blue
All times Pacific and subject to change



0



22



41



10



12

Kierstan Bell

Alysha Clark

Sydney Colson

Cayla George

Ashley Joens

Candace Parker

Riquna Williams

Hole Cards

Jackie Young	F	5th Year	6-0	Notre Dame '19
PPG	18.6	4.0	3.7	1.36
RPG	4.0	3.7	1.1	0.3
APG	3.7	1.1	0.3	.474
SPG	1.1	0.3	.474	.413
BPG	0.3	.474	.413	.836
FG%	.474	.413	.836	
3P%	.413	.836		
FT%	.836			
2023 Ranks	10th	---	17th	14th
Career Notes	2022 WNBA Champ • 2022 All-Star • 2022 Most Improved Player • 2022 1st Team • 2020 U.S. Olympic gold (3x3) • 2019 All-Rookie			

A'ja Wilson	C	6th Year	6-4	South Carolina '18
PPG	20.7	9.4	2.0	1.28
RPG	9.4	2.0	1.28	2.32
APG	2.0	1.28	2.32	.552
SPG	1.28	2.32	.552	.250
BPG	2.32	.552	.250	.777
FG%	.552	.250	.777	
3P%	.250	.777		
FT%	.777			
2023 Ranks	5th	3rd	---	*17th
Career Notes	2022 WNBA Champ • 2020, 2022 M'VP • 4-time All-Star • 3-time All-WNBA honoree • 2018 Rookie of Year • 2020 U.S. Olympic gold & 2-time WC gold (5x5)			

Kiah Stokes	C	9th Year	6-3	Connecticut '15
PPG	2.7	5.7	0.6	0.48
RPG	5.7	0.6	0.48	1.12
APG	0.6	0.48	1.12	.519
SPG	0.48	1.12	.519	.188
BPG	1.12	.519	.188	.533
FG%	.519	.188	.533	
3P%	.188	.533		
FT%	.533			
2023 Ranks	---	20th	---	15th
Career Notes	2022 WNBA Champ • 2015 All-Defensive second team • 2015 All-Rookie Team			

Kelsey Plum	G	6th Year	5-8	Washington '17
PPG	19.7	2.6	4.2	0.96
RPG	2.6	4.2	0.96	0.00
APG	4.2	0.96	0.00	.505
SPG	0.96	0.00	.505	.375
BPG	0.00	.505	.375	.915
FG%	.505	.375	.915	
3P%	.375	.915		
FT%	.915			
2023 Ranks	7th	---	13th	---
Career Notes	2022 WNBA Champ • 2022 All-WNBA 1st Team • 2022 All-Star MVP • 2021 6th PoY • 2020 U.S. Olympic gold (3x3) • 2-time USA WC gold (5x5)			

Chelsea Gray	G	9th Year	5-11	Duke '14
PPG	15.1	3.6	6.9	1.52
RPG	3.6	6.9	1.52	0.56
APG	6.9	1.52	0.56	.502
SPG	1.52	0.56	.502	.444
BPG	0.56	.502	.444	.913
FG%	.502	.444	.913	
3P%	.444	.913		
FT%	.913			
2023 Ranks	20th	---	3rd	77h
Career Notes	2016, 2022 WNBA Champ • 2022 Finals MVP • 4-time All-Star • 2017, 2019 All-W Teams (2nd, 1st) • 2020 U.S. Olympic gold (5x5), 2022 USA WC gold (5x5)			

The Turn

G	2nd Year	6-1	FGCU '22	3.4 ppg, 1.3 rpg
F	10th Year	5-11	Middle Tennessee	7.0 ppg, 3.0 rpg, .425 3P%
G	9th Year	5-8	Texas A&M '11	0.9 ppg, 0.3 rpg, 1.0 apg
C	4th Year	6-4	Australia	2.2 ppg, 1.9 rpg
G	1st Year	6-0	Iowa State '23	0.2 ppg, 0.2 rpg
F	16th Year	6-4	Tennessee '08	9.0 ppg, 5.4 rpg, 3.7 apg
G	11th Year	5-7	Miami '12	DNP



CONGRATULATIONS!

If you are reading this, it means that you have made the wise decision to cover a WNBA game featuring the defending WNBA Champion Las Vegas Aces. Odds are, you a member of one of the most prestigious media outlets in the nation, and a talented print, radio or television personality.

Regardless of how these Game Notes came into your possession, welcome to year 6 of the Las Vegas Aces—our first as the defending WNBA Champs.

These Game Notes are designed to simplify your coverage of the Aces, but in a society that now likes to communicate in 140 280-character or less, 30-second Tik Tok videos, even a modest-sized set of Game Notes like this one can be intimidating.

Over the next 2 pages, we will walk you through the complexities of this document to further enhance your ability to cover the most entertaining team in the WNBA.

Before we begin, we want you to know that we’ve gone interactive with notes this year. Embedded links will take you to the [interweb page](#) that contains more information on each note or tidbit of information. Click through to your heart’s content!

So let’s get started. These notes are divided into 3 primary sections: Season Notes, Individual Player Profiles and Statistics.

Statistics

Let’s take these items in reverse order. If all you need are our season statistics, just flip to the end of these notes. Both team’s stats are always located on the second to last page.

There is also a separate statistical packet in a different document with more detailed information about both teams.

The back page is the Media Cheat Sheet roster, complete with head shots to help you quickly identify our players.

What about box scores? Some folks like to see the box score from the previous games in Game Notes, while some folks like to peruse all of that season’s box scores. Some like to see the box scores from previous meetings between the two teams playing today.

Given all these possibilities, with the exception of 2023 games between the two teams playing today, we have decided not to include any box scores ~~because we are lazy~~ in an effort to rid the planet of unnecessary paper waste. All WNBA box scores (PDFs) are located online and can be [downloaded here](#).

Individual Player Profiles

Each player on the roster has at least one page of info in this doc.

Included in these are ...

- Notes from the 2023 season
- Notes from previous seasons
- Streaks that paint a statistical picture of the player’s most recent efforts.
- Single-season and career highs.
- Career Stats
- Links to a more robust bio online

Additional information is available on each player’s online biography, linked from various spots in the notes, including the front page, but these should give you what you need to cover the game.

Season Notes

This area is divided into 3 primary sections.

As the season progresses, the first notes will be super specific to this year’s team and players, and should tell the story of the season, essentially answering the question, “Why do the Aces have the record they have?”

The second section contains interesting milestones or tidbits about this year’s team or individuals.

The third section includes information from recent seasons that might (in theory) still have relevance to this year’s team.

Today’s Opponent -- We Have Moved!

These pages let you know how the Aces have performed historically against today’s opponent (pages 4-5)

Additional Information

Also included in these notes are an Aces’ roster, and Pronunciation Guide (page 3).

Frequently Asked Question

“I have found several typos in this document. Would you like to know about them?”

Yes, we would, but you should know that there are many people in the world who are not happy unless they find fault in the work of others. In an effort to boost their self-confidence, we have intentionally sprinkled several tpyos in this document to assist them, so we may already be aware of the typos of which you speak.

Epilogue


If you have any additional questions, please don’t hesitate to reach out to the following people:

Director of Media Relations John Maxwell
(951) 203-3208
jmaxwell@lasvegasaces.com

Assistant Director of Media Relations Caroline Williams
(725) 289-8896
cwilliams@lasvegasaces.com

Thanks again for your interest in covering the Las Vegas Aces.

Follow us @LVAcés



Alphabetical

NO	NAME	POS	HGT	WGT	DATE OF BIRTH	EXP	COLLEGE	HOMETOWN
1	Kierstan Bell	F	6-1	176	March 16, 2000	1	FGCU	Alliance, OH
7	Alysha Clark	F	5-11	167	July 7, 1987	10	Middle Tennessee	Denver, CO
51	Sydney Colson	G	5-8	140	August 6, 1989	8	Texas A&M	Houston, TX
13	Cayla George	C/F	6-4	192	May 1, 1989	3	Australia	Queensland, Australia
12	Chelsea Gray	G	5-11	170	October 8, 1992	8	Duke	Hayward, CA
24	Ashley Joens	G	6-0	160	March 16, 2000	R	Iowa State	Iowa City, IA
3	Candace Parker	F/C	6-4	184	April 19, 1986	15	Tennessee	Naperville, IL
10	Kelsey Plum	G	5-8	145	August 24, 1994	5	Washington	San Diego, CA
41	Kiah Stokes	C	6-3	191	March 30, 1993	7	Connecticut	Cedar Rapids, IA
2	Riquna Williams	G	5-7	165	May 28, 1990	10	Miami	Pahokee, FL
22	A’ja Wilson	C/F	6-4	195	August 8, 1996	5	South Carolina	Hopkins, SC
0	Jackie Young	G	6-0	165	September 16, 1997	4	Notre Dame	Princeton, IN

Numerical

NO	NAME	POS	HGT	WGT	DATE OF BIRTH	EXP	COLLEGE	HOMETOWN
0	Jackie Young	G	6-0	165	September 16, 1997	4	Notre Dame	Princeton, IN
1	Kierstan Bell	F	6-1	176	March 16, 2000	1	FGCU	Alliance, OH
2	Riquna Williams	G	5-7	165	May 28, 1990	10	Miami	Pahokee, FL
3	Candace Parker	F/C	6-4	184	April 19, 1986	15	Tennessee	Naperville, IL
7	Alysha Clark	F	5-11	167	July 7, 1987	10	Middle Tennessee	Denver, CO
10	Kelsey Plum	G	5-8	145	August 24, 1994	5	Washington	San Diego, CA
12	Chelsea Gray	G	5-11	170	October 8, 1992	8	Duke	Hayward, CA
13	Cayla George	C/F	6-4	192	May 1, 1989	3	Australia	Queensland, Australia
22	A’ja Wilson	C/F	6-4	195	August 8, 1996	5	South Carolina	Hopkins, SC
24	Ashley Joens	G	6-0	160	March 16, 2000	R	Iowa State	Iowa City, IA
41	Kiah Stokes	C	6-3	191	March 30, 1993	7	Connecticut	Cedar Rapids, IA
51	Sydney Colson	G	5-8	140	August 6, 1989	8	Texas A&M	Houston, TX

	Head Coach	Becky Hammon (Colorado State '99)
	First Assistant Coach	Natalie Nakase (UCLA '03)
Asst. Coach/Head of Player Development		Tyler Marsh (Birmingham-Southern College '11)
	Assistant Coach	Charlene Thomas-Swinsont (Auburn '87)
	Medical Director	Laura Ramus
	Assistant Medical Director	Tera Giroux
	Head Athletic Trainer	Bandele Talib Jr.
	Performance Coach	Jeremiah Welch
	Massage Therapist	Lujene Clark
	Massage Therapist	Aaron Kaleonakolo

PRONUNCIATION GUIDE	PRO-NUN-C-A-SHUN GUYD
1 Kierstan Bell	KEER-stin
7 Alysha Clark	uh-LEE-sha
24 Ashley Jones	JONES
41 Kiah Stokes	KEE-uh
2 Riquna Williams	rih-QWAHN-uh
22 A’ja Wilson	A-zhuh (like the continent, Asia)

Natalie Nakase	nuh-KAH-say
Tera Giroux	TAIR-uh guh-ROO
Lujene Clark	LOO-zhean
Bandele Talib Jr.	ban-DELL tah-LEEB



ACES' ALL-TIME RESULTS VS. DREAM



Regular Season History

Overall	19-17
Home	11-6
Road	8-11
Overtime	0-0

Playoff History

Overall	0-0
Home	0-0
Road	0-0
Overtime	0-0
Series	0-0

Streaks (incl playoffs)

Overall	W	12
Home	W	1
Road	W	4

Date	H/A	Opponent	W/L	LV	ATL
June 18, 2008	@	Atlanta	W 1	81	66
July 11, 2008		Atlanta	W 2	82	74
August 6, 2009		Atlanta	L 1	84	92
August 20, 2009	@	Atlanta	L 2	87	93
May 15, 2010		Atlanta	L 3	70	75
June 13, 2010	@	Atlanta	L 4	83	90
June 11, 2011		Atlanta	W 1	86	74
June 26, 2011	@	Atlanta	W 2	93	86
June 8, 2012	@	Atlanta	L 1	57	60
July 13, 2012		Atlanta	W 1	91	70
June 30, 2013	@	Atlanta	L 1	67	93
Sept. 15, 2013		Atlanta	W 1	97	68
May 16, 2014	@	Atlanta	L 1	75	79
June 26, 2014		Atlanta	L 2	79	81
June 11, 2015	@	Atlanta	L 3	69	72
July 29, 2015		Atlanta	W 1	102	85
May 14, 2016		Atlanta	L 1 (OT)	63	73
June 25, 2016		Atlanta	W 1	73	69
Sept. 13, 2016	@	Atlanta	W 2	71	67
May 31, 2017	@	Atlanta	L 1	70	77
July 18, 2017	@	Atlanta	L 2	75	88
August 12, 2017		Atlanta	W 1	84	68

Date	H/A	Opponent	W/L	LV	AT
June 8, 2018		Atlanta	L 1	83	87
August 7, 2018	@	Atlanta	L 2	100	109
August 19, 2018		Atlanta	L 3	78	93
June 6, 2019	@	Atlanta	W 1	92	69
August 13, 2019		Atlanta	W 2	94	90
Sept. 5, 2019	@	Atlanta	L 1	74	78
July 29, 2020		Atlanta	W 1	100	70
Sept. 5, 2020	@	Atlanta	W 2	89	79
July 4, 2021		Atlanta	W 3	118	95
August 26, 2021	@	Atlanta	W 4	78	71
May 13, 2022	@	Atlanta	W 5	96	73
July 19, 2022		Atlanta	L 1	76	92
Aug. 9, 2022		Atlanta	W 1	97	90
June 2, 2023	@	Atlanta	W 2	92	87
Aug. 1, 2023		Atlanta			
Aug. 13, 2023		Atlanta			
Aug. 22, 2023	@	Atlanta			

2023 ACES VS DREAM



Aces vs. Dream, 2023

PLAYER	GP-GS	MIN	FGM-FGA	FG%	3-POINT		FTM-FTA	FT%	--- REBOUNDS ---							AST	PF-DQ	STL	TO	BLK	PTS/AVG
					FGM-FGA	FG%			OFF	DEF	TOT/AVG										
Wilson, A	1-1	33:02	9 - 16	56.3	0-1	0.0	3 - 5	60.0	0	5	5/5.0	3	1-0	1	0	3				21/21.0	
Young, J	1-1	34:24	6 - 10	60.0	1-3	33.3	7 - 8	87.5	2	3	5/5.0	2	1-0	3	0	0				20/20.0	
Plum, K	1-1	34:36	6 - 15	40.0	0-3	0.0	3 - 4	75.0	1	2	3/3.0	3	2-0	1	2	0				15/15.0	
Parker, C	1-1	22:51	4 - 10	40.0	1-6	16.7	4 - 4	100	0	3	3/3.0	3	2-0	1	1	0				13/13.0	
Clark, A	1-0	24:40	3 - 4	75.0	3-4	75.0	2 - 2	100	1	4	5/5.0	1	4-0	1	1	0				11/11.0	
Gray, C	1-1	30:47	4 - 13	30.8	0-2	0.0	0 - 0	0.0	0	3	3/3.0	4	0-0	2	6	0				8/8.0	
Stokes, K	1-0	19:40	1 - 2	50.0	1-2	50.0	1 - 2	50.0	1	6	7/7.0	1	3-0	0	1	1				4/4.0	
George, C	0-0	0	0 - 0	0.0	0-0	0.0	0 - 0	0.0	0	0	0/0.0	0	0-0	0	0	0				0/0.0	
Bell, K	0-0	0	0 - 0	0.0	0-0	0.0	0 - 0	0.0	0	0	0/0.0	0	0-0	0	0	0				0/0.0	
Colson, S	0-0	0	0 - 0	0.0	0-0	0.0	0 - 0	0.0	0	0	0/0.0	0	0-0	0	0	0				0/0.0	
ACES	1	200:00	33 - 70	47.1	6-21	28.6	20 - 25	80.0	5	26	42/42.0	17	13-0	9	12	4				92/92.0	
DREAM	1	200:00	34 - 74	45.9	10-24	41.7	9 - 10	90.0	6	30	41/41.0	26	21-0	5	16	3				87/87.0	

Dream vs. Aces, 2023

PLAYER	GP-GS	MIN	3-POINT					--- REBOUNDS ---							PTS/AVG		
			FGM-FGA	FG%	FTM-FTA	FT%	OFF	DEF	TOT/AVG	AST	PF-DQ	STL	TO	BLK			
Parker, C	1-1	28:50	10 - 18	55.6	2-3	66.7	3 - 3	100	3	8	11/11.0	0	3-0	1	3	0	25/25.0
Gray, A	1-1	35:42	6 - 11	54.5	1-2	50.0	3 - 3	100	1	4	5/5.0	5	2-0	1	3	0	16/16.0
Howard, R	1-1	32:39	5 - 15	33.3	2-7	28.6	3 - 3	100	1	3	4/4.0	5	2-0	1	1	1	15/15.0
Durr, A	1-0	12:07	5 - 7	71.4	3-4	75.0	0 - 0	0.0	0	1	1/1.0	1	0-0	0	0	0	13/13.0
McDonald, A	1-1	25:59	2 - 8	25.0	1-4	25.0	0 - 1	0.0	0	2	2/2.0	7	0-0	0	4	0	5/5.0
Billings, M	1-0	15:00	2 - 6	33.3	0-0	0.0	0 - 0	0.0	1	3	4/4.0	1	4-0	1	1	1	4/4.0
Jones, H	1-0	13:20	2 - 4	50.0	0-2	0.0	0 - 0	0.0	0	2	2/2.0	3	2-0	1	0	0	4/4.0
Coffey, N	1-1	12:14	1 - 3	33.3	1-2	50.0	0 - 0	0.0	0	2	2/2.0	1	1-0	0	1	1	3/3.0
Hillmon, N	1-0	14:38	1 - 2	50.0	0-0	0.0	0 - 0	0.0	0	2	2/2.0	3	3-0	0	1	0	2/2.0
Cubaj, L	1-0	09:32	0 - 0	0.0	0-0	0.0	0 - 0	0.0	0	3	3/3.0	0	4-0	0	1	0	0/0.0
Amihere, L	0-0	0	0 - 0	0.0	0-0	0.0	0 - 0	0.0	0	0	0/0.0	0	0-0	0	0	0	0/0.0
DREAM	1	200:00	34 - 74	45.9	10-24	41.7	9 - 10	90.0	6	30	41/41.0	26	21-0	5	16	3	87/87.0
ACES	1	200:00	33 - 70	47.1	6-21	28.6	20 - 25	80.0	5	26	42/42.0	17	13-0	9	12	4	92/92.0

WOMEN'S NATIONAL BASKETBALL ASSOCIATION

OFFICIAL SCORER'S REPORT
FINAL BOX

Friday, June 2, 2023 Gateway Center Arena @ College Park, Atlanta, GA
Officials: #39 Michael Price, #16 Isaac Barnett, #38 Gina Cross

Game Duration: 2:01
Attendance: 3209 (Sellout)

VISITOR: Las Vegas Aces (5-0)

POS	MIN	FG	FGA	3P	3PA	FT	FTA	OR	DR	TOT	A	PF	ST	TO	BS	+/-	PTS
0 Jackie Young	F 34:24	6	10	1	3	7	8	2	3	5	2	1	3	0	0	3	20
22 A'ja Wilson	F 33:02	9	16	0	1	3	5	0	5	5	3	1	1	0	3	-1	21
3 Candace Parker	C 22:51	4	10	1	6	4	4	0	3	3	3	2	1	1	0	7	13
12 Chelsea Gray	G 30:47	4	13	0	2	0	0	0	3	3	4	0	2	6	0	7	8
10 Kelsey Plum	G 34:36	6	15	0	3	3	4	1	2	3	3	2	1	2	0	7	15
7 Alysha Clark	24:40	3	4	3	4	2	2	1	4	5	1	4	1	1	0	-1	11
41 Kiah Stokes	19:40	1	2	1	2	1	2	1	6	7	1	3	0	1	1	3	4
1 Kierstan Bell	DNP - Coach's Decision																
51 Sydney Colson	DNP - Coach's Decision																
13 Cayla George	DNP - Coach's Decision																
200:00		33	70	6	21	20	25	5	26	31	17	13	9	11	4	5	92
		47.1%		28.6%		80%											
		TM REB: 11 TOT TO: 12 (13 PTS)															

HOME: ATLANTA DREAM (2-3)

POS	MIN	FG	FGA	3P	3PA	FT	FTA	OR	DR	TOT	A	PF	ST	TO	BS	+/-	PTS
10 Rhyne Howard	F 32:39	5	15	2	7	3	3	1	3	4	5	2	1	1	1	-10	15
12 Nia Coffey	F 12:14	1	3	1	2	0	0	0	2	2	1	1	0	1	1	-4	3
32 Cheyenne Parker	C 28:50	10	18	2	3	3	3	3	8	11	0	3	1	3	0	-6	25
15 Allisha Gray	G 35:42	6	11	1	2	3	3	1	4	5	5	2	1	3	0	-4	16
2 Aari McDonald	G 25:59	2	8	1	4	0	1	0	2	2	7	0	0	4	0	5	
00 Naz Hillmon	14:37	1	2	0	0	0	0	0	2	2	3	3	0	1	0	-5	2
25 Monique Billings	15:01	2	6	0	0	0	0	1	3	4	1	4	1	1	1	-2	4
13 Haley Jones	13:20	2	4	0	2	0	0	0	2	2	3	2	1	0	0	-5	4
23 Asia (AD) Durr	12:06	5	7	3	4	0	0	0	1	1	1	0	0	0	0	6	13
31 Lorela Cubaj	09:32	0	0	0	0	0	0	0	3	3	0	4	0	1	0	5	0
7 Laeticia Amihere	DNP - Coach's Decision																
200:00		34	74	10	24	9	10	6	30	36	26	21	5	15	3	-5	87
		45.9%		41.7%		90%											
		TM REB: 5 TOT TO: 16 (17 PTS)															

SCORE BY PERIOD		1	2	3	4	FINAL
ACES		24	21	27	20	92
DREAM		15	15	28	29	87



GAME NOTES (STATS & RANKINGS THROUGH 7/31)

FEELING RANK (2023)

	PPG	RPG	APG	SPG	BPG	MPG	FG%	3P%	FT%
Alysha Clark	---	---	---	---	---	---	17th	6th	---
Chelsea Gray	20th	---	3rd	7th *	---	12th	11th	2nd	6th
Candace Parker	---	23rd	16th	9th	17th	---	---	---	---
Kelsey Plum	7th	---	13th	---	---	17th	9th	24th	4th
Kiah Stokes	---	20th	---	---	15th	---	---	---	---
A'ja Wilson	5th	3rd	---	17th *	1st	22nd	6th	---	---
Jackie Young	10th	---	17th	14th	---	18th	7th	1st	---

*Tie

WHAT'S THE DIFFERENCE?

If you want to know which team historically has the best chance at winning the WNBA Championship, look no further than scoring differential—the difference between a team's points scored and points allowed.

In the WNBA's first 26 years, the team that led the league in scoring differential during the regular season won the championship 19 times. The five teams that had a positive double-digit scoring differential all won the title.

Year	Team	Sc. Diff.	Finish
2023	Las Vegas	+15.3	?????
2022	Connecticut	+8.0	WNBA Finals
2021	Connecticut	+9.8	WNBA Semifinals
2020	Seattle	+11.5	Champions
2019	Washington	+12.0	Champions
2018	Seattle	+7.6	Champions
2017	Minnesota	+11.1	Champions
2016	Minnesota	+8.8	WNBA Finals
2015	Chicago	+4.1	East Conf Semis
2014	Phoenix	+9.4	Champions
2013	Minnesota	+9.4	Champions
2012	Minnesota	+9.8	WNBA Finals
2011	Minnesota	+7.9	Champions
2010	Seattle	+7.9	Champions
2009	Phoenix	+4.1	Champions
2008	Detroit	+4.4	Champions
2007	Detroit	+4.6	WNBA Finals
2006	Connecticut	+7.8	East Conf Finals
2005	Sacramento	+6.9	Champions
2004	Seattle	+5.1	Champions
2003	Detroit	+4.6	Champions
2002	Los Angeles	+6.8	Champions
2001	Los Angeles	+8.6	Champions
2000	Houston	+12.8	Champions
1999	Houston	+9.3	Champions
1998	Houston	+12.7	Champions
1997	Houston	+6.3	Champions

Double-Digit Scoring Differential

Year	Team	Sc. Diff	Finish
2023	Las Vegas	+15.3	?????
2000	Houston	+12.8	Champions
1998	Houston	+12.7	Champions
2019	Washington	+12.0	Champions
2020	Seattle	+11.5	Champions
2017	Minnesota	+11.1	Champions

2023 ACES RECORDS

	Season	Home	Road	Streak
Overall	23-2	12-0	11-2	W7
East	9-1	5-0	4-1	W6
West	14-1	7-0	7-1	W6
Commisioner's Cup	9-1	5-0	4-1	W2
Overtime	0-0	0-0	0-0	---
Streak	W7	W17	W3	---

CHASING HISTORY

The Aces are on pace to record the highest winning percentage in league history. The 1998 Houston Comets own the record with a 27-3 mark (.900).

Team	Year	Win%	Wins	Games
Las Vegas	2023	.920	23	25
Houston	1998	.900	27	30
Los Angeles	2000	.875	28	32
Los Angeles	2001	.875	28	32
Phoenix	2014	.853	29	34

At 23-2, the Aces have tied the 1998 Houston Comets for the best record in WNBA history thorough 25 games. That Comets team didn't lose their 3rd game of until the 28th game of the season.

Best Record Prior to 3 Losses

Team	Year	Start	Finish
1. Houston	1998	25-2	WNBA Champion
2. Las Vegas	2023	23-2	???

DOMINANCE

The Aces are off to the most dominating start in WNBA history, outscoring teams by an average of 15.3 points through 25 games.The next upcoming milestones are ...

Number of Games	Diff.	Year & Team
First 25 Games	15.3	2023 Las Vegas Aces
First 26 Games	13.2	2000 Houston Comets
First 27 Games	12.6	1998 Houston Comets
First 28 Games	12.3	2012 Minnesota Lynx

GAME NOTES (STATS & RANKINGS THROUGH 7/31)



NEXT WOMAN UP

The Las Vegas Aces have been without the services of Candace Parker for 7 games, but the rest of the team has stepped up in her absence, and they haven't missed a beat, particularly on offense.

	ACES							OPPONENTS		
	W-L	G	OER	PPG	FG%	3G%	DER	PPG	FG%	3G%
With CP	16-2	18	112.7	92.6	.498	.377	95.1	78.4	.418	.330
W/out CP	7-0	7	121.5	99.4	.515	.395	99.3	81.3	.440	.358

In particular, A'ja Wilson and Kelsey Plum have increased their already All-Star-caliber production.

Last 6 games	PPG	FG%	3G%	RPG	+/-
A'ja Wilson	23.4	.649	---	10.0	20.6
Kelsey Plum	24.2	.551	.404	---	20.3

TOP OF THE PECKING OERDER

Seven teams in WNBA history have boasted both the best offense and defense in the same season as measured by Offensive (OER) and Defensive Efficiency Ratings (DER)—points scored and allowed per 100 possessions. The Aces have their sights set on becoming the 8th, currently ranking first for both OER and DER. Six of those teams won the title *.

Team	Year	OER	DER
Houston *	1998	104.1	86.7
Houston *	1999	104.4	91.4
Houston *	2000	109.1	90.8
Phoenix *	2014	106.4	94.1
Minnesota	2016	107.4	96.6
Minnesota *	2017	108.5	94.4
Seattle *	2020	108.3	93.3
Las Vegas	2023	115.2	96.3

THAT'S OFFENSIVE

The Aces have had one of the best offenses in the W since making the move to Vegas. In 2020 they ranked 2nd in the WNBA in Offensive Efficiency, and in each of the past two years they finished 1st.

Year	OER	Rank
2018	102.0	6th out of 12
2019	99.1	5th out of 12
2020	107.3	2nd out of 12
2021	107.1	1st out of 12
2022	109.6	1st out of 12
2023	115.2	1st out of 12

LOOK AT ALL THE PEOPLE HERE TONIGHT

The Las Vegas Aces welcomed 10,281 fans to their July 11 game against the Mercury—a franchise record since the team made the move to the Sports & Entertainment Capitol of the World prior to the 2018 season. Eleven of the top 12 attendance figures during the team's time in Las Vegas have come in the past 2 seasons, and 4 of the top 5 are from this year.

Date	Opponent	Attendance
July 11, 2023	Phoenix	10,281
July 30, 2023	Dallas	10,213
Sept. 13, 2022	Connecticut *	10,211
May 27, 2023	Los Angeles	10,191
July 5, 2023	Dallas	10,177

* Playoff Game

The Aces also lead the WNBA in attendance this year.

CENTURY 2023

The Aces scored 100 or more points in 7 games in 2021 and 2022. The WNBA record for most times reaching the century mark in a season is 10 by the 2010 Phoenix Mercury.

Year	Team	100+ Pt Gms
1. 2010	Phoenix	10
2. 2009	Phoenix	9
3. 2007	Phoenix	8
4. 2021	Las Vegas	7
2022	Las Vegas	7
6. 2023	Las Vegas	6

ALL ABOUT THAT PACE

The Aces have played at one of the fastest paces in the league since moving to Las Vegas as measured by possessions per 40 minutes.

	2018	2019	2020	2021	2022	2023
Pos/40	82.4	82.3	82.6	82.5	82.2	82.1
Rank	1st	2nd	1st	1st	1st	2nd

IF A T(H)REE FALLS IN THE WOODS ...

Although the Aces have been one of the best 3-point shooting teams over the past 5 years, it wasn't always a big part of their arsenal. In 2022, the Aces began utilizing the 3-pointer to a much greater degree.

	2018	2019	2020	2021	2022	2023
3PPG%	34.6	36.7	36.6	37.5	36.1	38.2
Rank	7th	1st	4th	2nd	2nd	1st

	2018	2019	2020	2021	2022	2023
3PA/G	10.9	15.0	11.5	13.5	26.4	24.0
Rank	12th	12th	12th	12th	3rd	3rd

BOOM! BOOM! OUT GO THE LIGHTS!

The Aces, who are shooting a league-high 50.3% from the field, 5 of the top 10 single-game field goal percentages in the league this year, including a season-high 59.7 percent against Minnesota on July 9.

COMMISSIONER'S CUP FINALS SET

Las Vegas (9-1) clinched the Western Conference slot in the Commissioner's Cup Championship Game and will host New York (7-3) at Michelob ULTRA Arena at 6 pm PT on Tuesday, August 15, in hopes of repeating as CC champions. In their 10 CC games this season, the Aces raised \$18,500 for NAMI Southern Nevada.



GAME NOTES (STATS & RANKINGS THROUGH 7/31)

JUST WIN, BABY!

The Aces have won more regular season games than any other WNBA team since the start of the 2019 season.

Team	Wins
Las Vegas	112
Connecticut	102

Las Vegas has also averaged the most points per game over that same time span ...

Team	PPG
Las Vegas	88.73
Chicago	84.11

... and has the highest field goal percentage ...

Team	FG%
Las Vegas	46.43
Chicago	45.82
Minnesota	45.03

... and the highest 3-pt field goal percentage ...

Team	3FG%
Las Vegas	36.94
Seattle	36.25
Connecticut	34.96

B ... AGGRESSIVE. B. E. AGGRESSIVE

Since moving to Las Vegas, the Aces have worn out a path to the free throw line, finishing 1st in the W in free throw attempts 3 times.

	2018	2019	2020	2021	2022	2023
FTA/G	23.5	21.5	23.4	22.1	19.8	20.2
Rank	2nd	1st	1st	1st	3rd	3rd

2023 AWARD WINNERS

Western Conference Player of the Month

A’ja Wilson (6)	June	19.5 ppg	8.9 rpg	53.4 FG%
-----------------	------	----------	---------	----------

Western Conference Player of the Week

A’ja Wilson (11)	Wk 5	24.0 ppg	11.0 rpg	55.6 FG%
A’ja Wilson (12)	Wk 8	29.0 ppg	14.5 rpg	71.9 FG%

Coach of the Month

Becky Hammon (2)	June	10-1 Record
------------------	------	-------------

SCARCER THAN PINK BARBIE PAINT

Prior to 2023, only 8 teams in the history of the WNBA have averaged 40 or more points in the paint for an entire season, including the 2020 Aces, who set the league benchmark with an average of 42.7. The Aces again are averaging more than 40 points per game in the paint. Dallas also is making a run at the rare mark this year.

Team	Year	PITP
Las Vegas	2020	42.7
Chicago	2022	42.1
Mercury	2010	41.8
Atlanta	2011	41.4
Dallas	2023	41.4
Las Vegas	2021	41.2
Las Vegas	2023	41.1
Atlanta	2010	40.4
Los Angeles	1997	40.3
Atlanta	2009	40.1

R-E, R-E-B, R-E-B-O-U-N-D, RE-BOUND

Over the previous 4 seasons, the Aces recorded the 4 highest defensive rebounds per game averages in WNBA history. The 2023 Aces, Dream and Liberty are currently sitting among the top 6.

	Year	Team	DRPG
1.	2021	Las Vegas	31.28
3.	2023	New York	29.71
2.	2019	Las Vegas	29.62
4.	2020	Las Vegas	29.27
5.	2023	Las Vegas	28.76
6.	2023	Atlanta	28.60
7.	2022	Las Vegas	28.42
8.	2021	Seattle	28.41

The Aces hold the top 2 marks for most defensive rebounds in a regulation game in WNBA history, with 44 at Seattle on May 20, 2023, and 43 at Los Angeles on July 1, 2022.

NOTHIN’ BUT NET

The Aces are threatening the league records for field goal percentage and two-point field goal percentage in a season this year.

Team	Year	FG%
Las Vegas	2023	50.29
Chicago	2020	49.13
Los Angeles	2016	48.71

Team	Year	2PT%
Las Vegas	2023	56.82
Chicago	2020	55.66
Chicago	2022	54.23



GAME NOTES (STATS & RANKINGS THROUGH 7/31)

GONE STREAKING ...

Kierstan Bell— Has 11 steals in 22 games this season after just 2 in 21 games last year...Has made 11 threes in 2023 after making 3 during the entire 2022 campaign ... Played at least 10 minutes in each of her past 9 games after playing fewer than 5 in the previous 3.

Alysha Clark— Shooting 66.7% (12-18 3FGs) from distance over last 5 games after shooting 24.1% (7-29 3FGs) over previous 10 games...Has scored in double figures in 4 of her last9 games after not reaching that mark in her previous 11.

Sydney Colson—Has dished out at least 1 assist in 5 of her last 6 games.

Cayla George—Averaged 4.5 points over her first 4 games, but 1.5 points per game since ... Is 1 for her last 19 from 3-point range after making 4 of her first 10 threes on the year.

Chelsea Gray—Averaging 8.9 assists over her last 7 games ... Made 13 of her lat 25 shots from the field after going 6 for 20 over her previous 2 games ... Is 19 for 21 from the free throw line over her last 2 games after taking14 free throws over her last 6 games ... Has 5 points-assists double-doubles on the season, 3 of which came in last 7 contests..

Candace Parker—Injured (left foot surgery) and has not played since the July 7 loss at Dallas.

Kelsey Plum— Since going 4 of 16 (.250) from the field on June 26, has made 56.3% (81-144 FGs) of her field goal attempts ... Has made at least 1 three-pointer in 18 straight games, which is the 3rd longest active streak in the league (Rhyne Howard, Atlanta, 37) ... Made 22 of 28 free throws to start the year (.786), but is 64 of her last 66 (.970) ... Has 10 games of 20 or more points over her last 14 games after reaching that mark once in her first 10 games.

ONE GOOD TURNOVER DESERVES ANOTHER

The Aces took care of the basketball better than anybody in the WNBA in each of the past 3 seasons. In 2021 and 2022 they took better care of it than anybody in WNBA history.

Turnover Percentage Rank

	2020	2021	2022	2023
Las Vegas	15.2	14.1	14.1	14.7
Rank	1st	1st	1st	1st

WNBA All-Time Turnover Percentage Leaders

Team	Year	TO%
1. Las Vegas	2021	14.1
2. Las Vegas	2022	14.1
3. Las Vegas	2023	14.7
4. Atlanta	2021	14.8

Kiah Stokes—Grabbed a career-high tying 17 rebounds at Chicago on July 25 after not grabbing more than 7 over her previous 10 games ... Hasn’t blocked a shot in her last 4 games which is her longest blockless streak of the year..

A’ja Wilson—Has scored 20 or more points in each of her last 6 games, and is averaging 24.8 points per game over that span ... Has at least 2 blocked shots in 9 games, and is averaging 2.89 bpg over that span ... Grabbed 11 total rebounds over her last 2 games after averaging 11.0 per game over her previous 7 contestsShooting 64.9% from the field (63 for 97) over her last 7 games...Has played in 123 consecutive games, which is the longest active streak in the W.

Jackie Young— Had scored in double figures in every game this sason prior to scoring 9 points vs Dallas on July 30 ... Has made at least 1 three-pointer in 17 straight games ... Has made 26 of her last 63 shots from the field (.413) after connecting on 57.9 percent of her shots over the first 20 games of the season ...

Aces Offense—Scored 90+ points in 19 games this year, including 6 ames of 100 or more points ... Scoring differential through the first 25 games (+15.3) is the largest scoring differential over that span by any team in WNBA history ... The Aces current 17-game home winning streak is the longest in franchise history, and the longest active streak in the league. The record is 28 by the Sparks in 2000-02 ... Each of the team’s last 7 wins is by double digits.

BOARD ALLERGIES

Offensive Rebound Percentages have been declining for years now as teams have relied more and more on the 3-pointer as a weapon.

From 1997-2003, no team grabbed fewer than 30 percent of available offensive rebounds. .

This season, 8 teams are below 30 percent, and the 2023 Aces, Mystics ad Sparks are both threatening to break into the all-time “low 5” in that category.

Team	Year	ORPct
Los Angeles	2021	23.3
Seattle	2015	23.5
Las Vegas	2023	24.0
New York	2021	24.1
Washington	2023	24.4
Los Angeles	2023	24.4
Las Vegas	2022	24.5



GAME NOTES (STATS & RANKINGS THROUGH 7/31)

STARTER KIT

The Aces starters set a WNBA record in 2022 by scoring more points than any starting five in league history. Las Vegas is on pace to break that mark again in 2023.

Team	Year	PPG
1. Las Vegas	2023	81.4
2. Las Vegas	2022	77.5
3. Phoenix	2007	75.1

LOW ON RESERVES

Las Vegas’ bench averaged a league-record 35.0 points per game in 2020. Only 7 other teams in WNBA history have averaged more than 30 points per game from their reserves. Two years later, in the Aces’ championship season, the bench averaged 12.9 points—12th in the league. This year, Las Vegas’ reserves are averaging 13.1 points per game (2nd fewest in the league), with the Dallas Wings “leading” the way with 11.9 per game.

ALL SHE DOES IS WIN, WIN, WIN

When Jackie Young turned 25 last September 16, she had 87 regular season wins to her credit—one off the record for most wins prior to turning 25 held by Lynx legend Maya Moore (88).

Mwadi Mabika holds the league mark for wins through her 26th birthday with 112, but Jackie Young is just 3 wins away from besting that mark.

Player	Wins
1. Mwadi Mabika	112
2. Jackie Young	110
3. Maya Moore	107

ALL SHE DOES IS WIN 2

Not only did Becky Hammon lead the Aces to the their first championship during her inaugural season at the helm, but she also boasts the highest winning percentage of any coach in WNBA history who has coached at least 15 games in the league.

Coach	W	L	PCT
Becky Hammon	49	12	.803
Van Chancellor	211	111	.655
Cheryl Reeve	294	162	.645
Carol Ross	58	32	.644
Joe Bryant	40	24	.625

The only coaches who come close to Hammon’s winning percentage are Ryan Weisenberg and Karleen Thompson, who combined to go 11-3 (.786) as the co-head coaches of the Los Angeles Sparks in 2004. The duo replaced Michael Cooper who resigned midway through the year to become the head coach of the Denver Nuggets.

FAST 50

No, not another Fast & The Furious sequel. Becky Hammon has 49 wins in her first 61 games as a head coach in the W, and could become the 2nd fastest coach to win 50 games, should the Aces win their next game. Michael Cooper tops the list with 50 victories in his 1st 57 games on the sidelines.

Coach	Gm #
Michael Cooper	57
Van Chancellor	63
Carol Ross	71

ACES IN THE COMMUNITY

\$16,500 AND COUNTING EARNED FOR NAMI SO. NEVADA

For each Commissioner’s Cup win this season, teams earn \$2K to donate to a chairty of their choice and \$500 for each loss. The Aces are playing for NAMI (National Alliance on Mental Illness) Southern Nevada, and have earned \$16,500 for the organization through 9 CC games (standings page 5). The Aces’ game against Phoenix marks their their final Commissioner’s Cup contest, and they are hoping to up the contribution to NAMI Southern Nevada to \$18,500.

NAMI is the nation’s largest grassroots mental health organization dedicated to building better lives for the millions of Americans affected by mental illness, and relies on gifts and contributions to support its important work throughout Southern Nevada.

FLYING ACES

The Aces continue making an impact in the community in a variety of ways. On June 9, BUCKET\$ and Aces staff members visited Nellis Air Force Base where they met with troops, toured the fitness facility and flightline, and passed out Aces gear and tickets for the July 5 “Heroes of the House” Aces game as a way of saying thank you for all they do.



GAME NOTES (STATS & RANKINGS THROUGH 7/31)

SILENT BUT DEADLY ASSASSIN

Jackie Young make be quiet off the court, but she is a deadly assassin on it. She is connecting on a league-best 48.7 percent of her 3-pointers on the year, and is taking a run at the WNBA mark for highest 3-point field goal percentage (minimum 100 attempts).

Player	Year	Team	3PM	3PA	3P%
Leilani Mitchell	2010	Liberty	72	148	.487
Chelsea Gray	2017	Sparks	53	110	.482
Alysha Clark	2019	Storm	51	106	.481
Jackie Young	2023	Aces	58	122	.475
Briann January	2018	Mercury	47	100	.470

The record for highest 3-point field goal percentage taking at least 150 from distance is 45.3 percent held by Maya Moore.

Player	Year	Team	3PM	3PA	3P%
Maya Moore	2013	Lynx	72	159	.453
Sue Bird	2016	Storm	72	162	.444
Allie Quigley	2019	Chicago	80	181	.442
Katie Douglas	2011	Indiana	66	150	.440
Crystal Robinson	1999	New York	76	174	.437

One year ago, Kelsey Plum set the mark for highest 3-point field goal percentage by a player taking at least 200 attempts.

Player	Year	Team	3PM	3PA	3P%
Kelsey Plum	2022	Aces	113	269	.420
Sugar Rodgers	2016	Liberty	86	208	.431
Diana Taurasi	2006	Mercury	121	305	.397
Diana Taurasi	2011	Mercury	81	205	.395
Katie Smith	2003	Lynx	78	200	.390

Since the start of the 2022 season, Young ranks 1st and Plum ranks 3rd in 3-point field goal percentage among players with a minimum of 50 made 3-pointers.

Player	3PM	3PA	3P%
Jackie Young	108	238	45.38
Moriah Jefferson	58	136	42.65
Kelsey Plum	167	413	40.44
Lexie Brown	80	198	40.40
Marine Johannés	93	231	40.26

50-40-90

In 2019, Washington Mystics guard/forward Elena Delle Donne became the first, and to date only, member of the WNBA’s 50-40-90 club by finishing a season with a field goal percentage of 50% or higher, a 3-point field goal percentage of 40% or higher, and a free throw percentage of 90% or higher while qualifying for league leadership in each category.

Chelsea Gray is looking to join Delle Donne this year, and is connecting on 50.2% percent of her shots from the field, 44.4 percent from distance and 91.3 percent from the charity stripe.

50-50-80

Jackie Young is trying to start a club of her own and become the first player to finsh a season with a field goal percentage (.544) and 3-point field goal percentage (.475) north of 50%, and a free throw percentage of .800 or above (.817).

POINT GAWD OR SHOOTING GAWD?

Over her last 50 games, including the 2022 postseason (dating to 7/6/22), the 2022 WNBA Final MVP is averaging 16.5 points and 6.7 assists while connecting on 53.7% from the field, 46.4% from 3-point range, and 90.5% from the free throw line. The Aces are 42-8 over that span.

Only 4 players in WNBA history have averaged more than 16.0 points and 6.0 assists over a full season. None have come close to shooting as well as Gray has over her last 50 games.

	YEAR	PPG	APG	FG%	3G%	FT%
Chelsea Gray	last 48 gms	16.5	6.7	53.7	46.4	90.5
Diana Taurasi	2013	20.3	6.2	45.6	34.6	85.4
Candace Parker	2015	19.4	6.3	48.9	27.9	81.5
Diggins-Smith	2018	17.9	6.2	40.3	29.7	83.9
Sabrina Ionescu	2022	17.4	6.3	41.1	33.3	93.1

6.92 SHADES OF GRAY

After recording the 2nd and 3rd best passing seasons in franchise history over the past 2 years, Chelsea Gray has her sites set on the top spot.

Player	Year	APG
Chelsea Gray	2023	6.92
Danielle Robinson	2013	6.72
Chelsea Gray	2022	6.06
Chelsea Gray	2021	5.91
Becky Hammon	2011	5.82

Gray did break the franchise record for total assists in a season a year ago, and with 4 additional games on the schedule in 2023, she is on pace to smash that mark again this year.

Player	Year	Assists
1. Chelsea Gray	2022	212
2. Becky Hammon	2011	192
3. Chelsea Gray	2021	189
4. Kelsey Plum	2022	184
5. Becky Hammon	2012	176
6. Danielle Robinson	2014	174
7. Chelsea Gray	2023	173

TRIPLE A

A’ja Wilson established the fanchise record for scoring average in a season as a rookie, and she is taking another run at it this year. She could also become the only player in franchise history to average 20 or more points in a season on 3 occasions.

Player	Year	PPG
1. A’ja Wilson	2023	20.72
2. A’ja Wilson	2018	20.67
3. A’ja Wilson	2020	20.45
4. Kelsey Plum	2022	20.17
7. Kelsey Plum	2023	19.67
5. A’ja Wilson	2022	19.53
6. Becky Hammon	2009	19.48



GAME NOTES (STATS & RANKINGS THROUGH 7/31)

BE SURE TO GET ENOUGH POTASSIUM IN YOUR DIET

A’ja Wilson (20.7), Kelsey Plum (19.7) and Jackie Young (18.6) are vying to become the first trio of teammates to average 19 or more points per game in the same season In fact, no three teammates have ever each averaged 18 or more points in the same season.

RAREFIED AIR

Only 11 players in the history of the league have produced 40 or more games with 20+ points and 10+ rebounds. Of those 11, 5 are active and 2 feature on this year’s Aces squad. Candace Parker is 2nd having posted 84 20-10 games in her career, and A’ja Wilson is No. 6 with 55. Wilson has accomplished the feat in 31.8% of her games, whereas the No. 1 player on the list, Tina Charles (99), did so in a second-best 25.3% of her outings.

WNBA All-Time Games with 20+ points & 10+ rebounds

Player	20P/10R Dub-Dubs	Career Games	% of Games
1. Tina Charles	99	391	25.3
2. Candace Parker	84	410	20.4
3. Sylvia Fowles	82	408	20.1
4. Lisa Leslie	77	363	21.2
5. Tamika Catchings	56	457	12.3
6. A’ja Wilson	55	174	31.6

HEIR B&B (BOARDS & BLOCKS)

A’ja Wilson, who is on the verge of grabbing her 1,500th rebound (1,492), is 3rd in the league in rebounding (9.4 rpg) this year and leads the W in blocked shots (2,32 bpg).

Should she lead the league in both categories, she would become just the 3rd player in WNBA history to lead the league in both categories by season’s end (Lisa Leslie, 2004 and Candace Parker, 2009).

Only one other player in franchise history has led the WNBA in rebounding (Natalie Williams, 2000).

Only 2 players in WNBA history have led the league in blocked shots 3 or more times (Margo Dydek, 8; Brittney Griner, 8). Should Wilson lead the league in 2023, it would be the 3rd time she has done so.

BLOCK PARTY

A’ja Wilson, who is No. 24 on the league’s all-time career blocked shot list, has blocked more shots than anyone else since entering the league in 2018.

Top 5 WNBA Shot Blockers Since 2018

Name	Blocks
1. A’ja Wilson	312
2. Brittney Griner	263
3. Elizabeth Williams	246

GONE STREAKING

The Aces had an 11-game winning streak stopped earlier this season, one game shy of tying the franchise record of 12 straight Ws set by the Silver Stars from June 24-Aug. 12, 2012.

Las Vegas went right back to its winning ways following its first loss of the season, winning 9-straight contests before a July 7 loss at Dallas, marking the third-longest winning streak in franchise history.

Team	Wins	Dates
Silver Stars	12	June 24, 2021-Aug. 21, 2012
Aces	11	Aug. 7, 2022-June 6, 2023
Aces	9	June 11, 2023-July 5, 2023

ALL RIGHT NOW

A’ja Wilson has made a living at the free throw line, leading the league in attempts in each of her first 3 seasons in the league, while finishing 2nd in 2021 and 3rd in 2022. She currently is ranked No. 1 this year.

	2018	2019	2020	2021	2022	2023
FTA/G	7.5	5.5	6.8	6.2	5.2	7.2
Rank	1st	1st	1st	2nd	3rd	1st

Since the start of the 2018 season, Wilson has taken nearly 300 more free throws than her nearest competitor.

Player	FTAs
A’ja Wilson	1102
Breanna Stewart	804
DeWanna Bonner	802

A’JA WILSON, FUTURE ACES GM?

A’ja Wilson broke the franchise record for most double-doubles in a career in the final game of the 2022 season, and now has 69 to her credit.

Player	2B-2B
A’ja Wilson	69
Natalie Williams	53
Margo Dydek	41

Since being drafted, Wilson has secured the most double-doubles in the league from 2018-2023, ahead of teammate Candace Parker, who currently ranks 5th on the list.

Player	2B-2B Since 2018
1. A’ja Wilson	69
2. Sylvia Fowles	66
3. Jonquel Jones	52
4. Alyssa Thomas	48
5. Candace Parker	47

MST3K

A’ja Wilson reached the 3,000 career point mark against the Sun on June 8 (watch it here). At 26 years, 303 days, she became the fifth youngest player to score 3,000 points in her career (Lauren Jackson, 25 years, 27 days).

Wilson also reached the 3,000-points pinnacle in her 157th game, which is the 7th fewest games needed to reach the mark (Elena Delle Donne, 148).



GAME NOTES (STATS & RANKINGS THROUGH 7/31)

TIPPING BACK 40S

In scoring 40 points against the Lynx on July 9, Kelsey Plum not only upped the franchise scoring standard, but she also set the bar for all-time WNBA single-game shooting percentage when scoring 40 or more points, eclipsing the 77.27% shot by Liz Cambage when she set the WNBA single-game scoring mark of 53 points.

Top 5 WNBA All-Time Single-Game Field Goal Percentage

Player	FGs	FG%	PTS	Date	OPP
Kelsey Plum	14-18	77.78	40	7/9/23	Lynx
Liz Cambage	17-22	77.27	53	7/17/18	Liberty
Breanna Stewart	15-21	71.43	45	5/21/23	Fever
Liz Cambage	14-20	70.00	43	8/17/18	Aces
Rhyne Howard	14-20	70.00	43	7/2/23	Sparks

Top 5 Franchise Career Single-Game Scoring Leaders

Player	PTS	Date	OPP
Kelsey Plum	40	7/9/23	Lynx
Danielle Adams	39	9/15/13	Dream
A’ja Wilson	39	6/29/19	Fever
Becky Hammon	38	6/30/09	Monarchs
Kayla McBride	38	7/27/18	Wings

BESTING A LLEGEND

A’ja Wilson scored 35 points against Minnesota on July 22 and her 82.4% (14-17 FGs) shooting from the field tied the mark for highest single-game field goal percentage for a W player attempting at least 17 field goals (Lisa Leslie, Aug. 1, 2002, 14-17 FGs).

ACES THEME NIGHTS

Throughout the season the Las Vegas Aces are celebrating fans of all ages and backgrounds in a variety of ways.

On May 27 members of the 2022 WNBA Championship team received their rings and the championship banner was unfurled from the roof. The next day the first 7,500 fans were given a replica banner to commemorate the Aces first WNBA title.

But that was just the beginning.

June 11 was Kids Day, on June 15 the Aces celebrated Pride Month, June 26 was Bobblehead Night, featuring giveaways of limited-edition 2022 WNBA Finals MVP Chelsea Gray bobbleheads, July 5 honored members of the military, first responders and all local heroes on Heroes of the House Night, and July 11 was Sneakerhead Night.

Aug. 1 vs. Atlanta: Breast Health Awareness Night

The first 5,000 fans in attendance will receive pink thundersticks, distributed buy Aces interns from Opportunity Village, and there will be pink Nike headbands and socks given out throughout the game. Fans will be encouraged to fill out “I Play For” signs, which will be available on the concourse, to honor those who have fought or are presently battling cancer. Special moments throughout the game will pay tribute to survivors and honor lives lost.

SLIDE OVER COACH

Entering 2022, Becky Hammon owned 5 of the top 6 slots on the Aces franchise leader board for made 3s in a season. Kelsey Plum topped that mark in the 26th game of the year last season.

Player	Year	Team	3PM
Kelsey Plum	2022	LV	113
Becky Hammon	2012	SA	80
Becky Hammon	2008	SA	77
Becky Hammon	2009	SA	76
Becky Hammon	2011	SA	75
Shanna Zolman	2007	SA	74
Becky Hammon	2007	SA	74



HEAD COACH BECKY HAMMON

Las Vegas Aces President Nikki Fargas announced on December 31, 2021 that the team hired San Antonio Spurs assistant, and 6-time WNBA All-Star Becky Hammon as the team’s head coach. Hammon rewarded the Aces less than nine months later with the fanchise’s first WNBA Championship.

The seeds for Hammon’s hiring were originally sewn when the Aces retired her jersey on September 13, 2021. That ceremony served as the culmination of the franchise’s 25th anniversary alumni initiative, which saw the Aces embrace their Utah and San Antonio roots, and celebrate the players who helped build the franchise and the league from the ground up. Las Vegas owner Mark Davis spent time with Hammon and her family that week, and walked away understandably impressed.

Hammon played 16 seasons in the WNBA, including her final eight in San Antonio, where she led the franchise to its first finals appearance in 2008.

On August 5, 2014, Spurs head coach Gregg Popovich hired Hammon as a full-time assistant making her the first woman in NBA history to hold that position.

Since that time, Hammon has continued to accumulate coaching ‘firsts’ in the NBA. On July 3, 2015, she became the first woman to serve as head coach in the NBA’s Summer League where she led the Spurs to the league title.

Less than a year later, Hammon became the first woman to be part of an All-Star coaching staff, and on December 30, 2020, following Popovich’s ejection in San Antonio’s game against Los Angeles, Hammon took over on the bench, becoming the first woman acting head coach in the history of the NBA.

A member of the league’s 15th, 20th and 25th anniversary teams, Hammon went undrafted in 1999 following her All-American career at Colorado State. She signed with New York as a free agent that same year, helping the team to WNBA Finals appearances in three of her first four years in the Big Apple.

The Rapid City, SD native earned her first All-Star nod in 2003, and represented New York on the Eastern Conference squad in 2005 and 2006 as well.



Following the 2006 season, New York traded Hammon to San Antonio. In her first year in silver and black, she posted what were then career highs in scoring (18.8 ppg), and assists (5.0) while earning another trip to the WNBA All-Star Game. As a team, the Silver Stars made their first appearance in the postseason since 2002, falling to Phoenix in the Western Conference Finals.

In 2008, Hammon led San Antonio to its first trip to the WNBA Finals where they fell to Detroit. The Silver Stars made the playoffs in each of her seven full seasons with the team, and Hammon once again was named to the All-Star team in 2009 and 2011.

She retired as the franchise leader in assists per game (5.1) and scoring average (15.6), and the WNBA leader in career free throw percentage (89.7).

Hammon, who will be inducted into the Naismith Memorial Hall of Fame this year, was inducted into the Colorado Sports Hall of Fame in 2015 and the San Antonio Sports Hall of Fame in 2018.



HEAD COACH BECKY HAMMON

Colorado State (1995-99)				WNBA (1999-2014)			
All-American	1997, 1998, 1999			New York Liberty		1999-2006	
NCAA Sweet Sixteen	1999			San Antonio Stars		2007-14	
NCAA Second Round	1996, 1998						
WAC Mountain Division Player of the Year	1997-98, 1998-99			All-Star	2003, 2005-07, 2009, 2011		
WAC Pacific Division Player of the Year	1996-97			All-WNBA First Team	2007, 2009		
WAC Tournament MVP	1996			All-WNBA Second Team	2005, 2008		
WAC Freshman of the Year	1995-96			WNBA Assists Leader	2007		
WAC All-Time Leading Scorer	2,740 points, 1995-99			WNBA 15th Anniversary Team	2011		
WAC Single-Season Scoring Leader	824 points, 1998-99			WNBA 20th Anniversary Team	2016		
WAC Single-Season Made 3-Pointers Leader	114, 1998-99			WNBA 25th Anniversary Team	2021		
No. 25 Retired by Colorado State	January 22, 2005			WNBA Finals	1999, 2000, 2002, 2008		
Coaching Career (2014-present)				No. 25 Retired by San Antonio	June 25, 2016		
San Antonio Spurs Assistant (NBA)	2014-22			No. 25 Retired by Las Vegas	September 13, 2021		
Las Vegas Aces (WNBA)	2022-present						
				Halls of Fame			
WNBA Champion	2022			Naismith Memorial Basketball Hall of Fame	2023		
Coach of the Year	2022			San Antonio Sports Hall of Fame	2018		
Coach of the Month	June 2023, May 2022			Colorado Sports Hall of Fame	2015		
Commissioner’s Cup Champion	2022						

WNBA HEAD COACH RECORD

TEAM	YEAR	REG W-L	PCT	WNBA FIN	POST W-L	PCT	NOTES
Las Vegas Aces	2022	26-10	.722	1st	8-2	.800	WNBA Champion, Commissioner’s Cup Champion
Las Vegas Aces	2023	23- 2	.917				
Totals	2 Years	49-12	.803				

NBA ASSISTANT COACH RECORD

TEAM	YEAR	REG W-L	PCT	CON FIN	POST W-L	PCT	NOTES
San Antonio Spurs	2014-15	55-27	.671	6th	3-4	.429	Western Conference First Round
San Antonio Spurs	2015-16	67-15	.817	2nd	6-4	.600	Western Conference Semifinals
San Antonio Spurs	2016-17	61-21	.744	2nd	8-8	.500	Western Conference Finals
San Antonio Spurs	2017-18	47-35	.573	7th	1-4	.250	Western Conference First Round
San Antonio Spurs	2018-19	48-34	.585	7th	3-4	.429	Western Conference First Round
San Antonio Spurs	2019-20	32-39	.451	11th	-	.-	-
San Antonio Spurs	2020-21	33-39	.458	10th	-	.-	-
San Antonio Spurs	2021-22	34-48	.415	10th	-	.-	-
Totals	8 Years	377-258	.594		21-24	.467	

WNBA STATISTICS

Year	Tm	G	GS	MP	FG	FGA	FG%	3P	3PA	3P%	2P	2PA	2P%	eFG%	FT	FTA	FT%	OR	DR	REB	RPG	A	S	B	TO	PF	PTS	PPG
1999	NYL	30	0	202	27	64	.422	11	38	.289	16	26	.615	.508	15	17	.882	2	17	19	0.6	17	6	0	24	27	80	2.7
2000	NYL	32	16	835	119	252	.472	52	141	.369	67	111	.604	.575	61	69	.884	19	45	64	2.0	58	29	1	62	55	351	11.0
2001	NYL	32	0	619	90	197	.457	42	111	.378	48	86	.558	.563	40	51	.784	10	42	52	1.6	51	27	1	48	46	262	8.2
2002	NYL	32	1	659	87	197	.442	44	114	.386	43	83	.518	.553	38	56	.679	18	50	68	2.1	54	25	0	55	49	256	8.0
2003	NYL	11	2	257	50	87	.575	23	49	.469	27	38	.711	.707	39	41	.951	1	20	21	1.9	18	10	1	27	13	162	14.7
2004	NYL	34	34	1130	153	354	.432	57	170	.335	96	184	.522	.513	97	116	.836	17	101	118	3.5	150	58	2	118	73	460	13.5
2005	NYL	34	34	1165	145	336	.432	65	178	.365	80	158	.506	.528	118	131	.901	20	94	114	3.4	146	60	2	107	77	473	13.9
2006	NYL	22	20	674	107	252	.425	37	108	.343	70	144	.486	.498	72	75	.960	6	60	66	3.0	81	29	3	65	46	323	14.7
2007	SAS	28	27	934	179	402	.445	74	183	.404	105	219	.479	.537	95	102	.931	8	69	77	2.8	140	23	5	114	51	527	18.8
2008	SAS	33	33	1101	171	438	.390	77	220	.350	94	218	.431	.478	163	174	.937	13	78	91	2.8	161	43	7	104	60	582	17.6
2009	SAS	31	31	1049	200	447	.447	76	206	.369	124	241	.515	.532	128	142	.901	25	78	103	3.3	156	49	12	111	54	604	19.5
2010	SAS	32	32	1075	159	360	.442	69	177	.390	90	183	.492	.538	97	101	.960	16	77	93	2.9	172	36	8	108	61	484	15.1
2011	SAS	33	33	1050	176	400	.440	75	193	.389	101	207	.488	.534	99	111	.892	5	91	96	2.9	192	49	7	119	51	526	15.9
2012	SAS	33	33	998	160	363	.441	80	184	.435	80	179	.447	.551	85	97	.876	9	74	83	2.5	176	31	6	106	37	485	14.7
2013	SAS	1	1	12	1	3	.333	0	1	.000	1	2	.500	.333	0	0		0	1	1	1.0	1	0	0	3	0	2	2.0
2014	SAS	32	32	784	91	218	.417	47	118	.398	44	100	.440	.525	35	35	1.000	3	42	45	1.4	135	13	4	53	37	264	8.3
Career		450	329	12544	1915	4370	.438	829	2191	.378	1086	2179	.498	.533	1182	1318	.897	172	939	1111	2.5	1708	488	59	1224	737	5841	13.0



PLAYER PROFILES



KIERSTAN BELL #1 Guard 6-1 Florida Gulf Coast '22 2nd Year

WNBA Career Highlights

- 2022 WNBA Champion

2023 (Las Vegas)

- Tied her career-high 12 points on June 15

2022 (Las Vegas)

- Won WNBA Championship ... Scored 10 or more points on 1 occasion, a career-high 12 vs. Los Angeles on May 23 ... In the playoffs, scored 10 or more points on 1 occasion, including a career-playoff high 11 vs. Phoenix on August 20

Collegiate Honors & Notes (Florida Gulf Coast/ Ohio State)

- Named ASUN Player of the Year as a sophomore ... Became the first player in program history to record a 20-20 game (24 pts, 20 rebs) in FGCU debut vs Davidson on November 30, 2020 ... 2021, 2022 All-American honorable mention (2021, 2022) by the AP, USBWA and WBCA ... 2-time Becky Hammon Mid-Major Player of the Year

Season Highs

	PTS	REBS	ASTS	STLS	BLKS	MIN	FG	FGA	3G	3GA	FT	FTA
2022	12	5	2	1	1	15:48	4	6	2	4	2	2
2023	12	5	1	2	2	16:02	5	8	2	5	1	2

WNBA Rankings

	PPG	RPG	APG	SPG	BPG	MPG	FG%	3G%	FT%
2022	---	---	---	---	---	---	---	---	---

Milestones

Mark	Opponent	Date	Gm.	Mark	Category	Current
1st Pt	Phoenix	May 21, 2022	5	200	Points	101
				100	Rebounds	47
				100	Assists	15

Reb				Asts			Double Doubles			Scoring		
Year	10+	20+	Pt-Reb	Year	10+	20+	Year	10+	20+	Year	10+	20+
2022	0	0	0	2022	1	0	2022	1	0	2022	1	0
2023	0	0	0	2023	1	0	2023	1	0	2023	1	0
Totals	0	0	0	Totals	2	0	Totals	2	0	Totals	2	0

Regular Season Highs

2023													CAREER												
PTS	12												PTS	12											June 15, 2023
REBS	5	@	Connecticut										REBS	5											June 8, 2023
ASTS	1		8x, last @ Minn										ASTS	2	@	Indiana									July 31, 2022
STLS	2		Minnesota										STLS	2		Minnesota									July 18, 2023
BLKS	2		Los Angeles										BLKS	2		Los Angeles									May 27, 2023
MINS	16:02	@	Minnesota										MINS	16:02	@	Minnesota									July 22, 2023

Career Regular Season Statistics

YEAR	TM	G	GS	MP	FG	FGA	FG%	3P	3PA	3P%	2P	2PA	2P%	eFG%	FT	FTA	FT%	OR	DR	REB	RPG	A	S	B	TO	Pf	Pts	PPG
2022	LVA	21	1	121	10	33	.303	3	22	.136	7	11	.636	.348	4	4	1.000	4	15	19	0.9	7	2	3	5	10	27	1.3
2023	LVA	22	0	233	31	85	.365	11	42	.262	20	43	.465	.429	1	4	.250	6	22	28	1.3	8	11	4	8	24	74	3.4
Career		43	1	354	41	118	.347	14	64	.219	27	54	.500	.407	5	8	.625	10	37	47	1.1	15	13	7	13	34	101	2.3

High School Career

- 3-time Ohio Ms. Basketball ... Ohio Gatorade Player of the Year

Personal

- Finished as the 4th-leading prep scorer in the history of Ohio (2,833 pts) ... Daughter of Perry Bell and Amanda Hubbs ... Has one sibling, Sa'renity

Go to Kierstan Bell's complete bio online

- Online bio includes items such as expanded WNBA statistics, more notes, college and international statistics, and more!

Record Without

Year	Games Missed	Record With	Record Without
2022	15	18-3	8-7
2023	3	21-1	2-1
Totals	18	39-4	10-8

PLAYER PROFILES



ASHLEY JOENS #24 Guard 6-0 Iowa State '23 1st Year

WNBA Career Highlights

- Selected No. 19 in the 2023 WNBA Draft

2023 (Dallas)

- Played in 8 of Dallas' first 13 games before being waived on June 28. Scored 2 points in her WNBA debut on May 20.

Collegiate Honors & Notes (Iowa State)

- 5-year starter for Iowa State ... averaged 19.4 ppg and 8.8 rpg while shooting 42.5% from the field, 35.9% from beyond the arc and 83.1% from the line during her collegiate career.
- 2022 and 2023 All-American
- Earned 2023 Big 12 Conference Player of the Year honors and was a 4-time unanimous All-Big 12 first team selection.
- Became the 14th player in NCAA Division I women's basketball history to score more than 3,000 points and capped her career ranked No. 9 on the all-time women's D1 scorer's list with 3,060 points.
- During her time at Iowa State, the Cyclones posted a 111-48 record (.698), captured the 2023 Big 12 Tournament Championship, played in four NCAA Tournaments (2020 was cancelled due to COVID) and advanced as far as the 2022 NCAA Sweet 16.

Season Highs

	PTS	REBS	ASTS	STLS	BLKS	MIN	FG	FGA	3G	3GA	FT	FTA
2023	2	2	0	1	0	3:12	1	1	0	1	0	0

Milestones

Mark	Opponent	Date	Gm.	Mark	Category	Current
# 1st Pt	Atlanta	May 20, 2023	1	100	Points	2
				100	Rebounds	2
				100	Assists	0

Reb				Asts			Double Doubles			Scoring		
Year	10+	20+	Pt-Reb	Year	10+	20+	Year	10+	20+	Year	10+	20+
2023	0	0	0	2023	0	0	2023	0	0	2023	0	0
Totals	0	0	0	Totals	0	0	Totals	0	0	Totals	0	0

CAREER & REGULAR SEASON

PTS	2	Atlanta	May 20, 2023
REBS	2	Atlanta	June 20, 2023
ASTS	0		
STLS	1	@ Chicago	May 28, 2023
BLKS	0		
MINS	3	Atlanta	May 20, 2023

Career Regular Season Statistics

YEAR	TM	G	GS	MP	FG	FGA	FG%	3P	3PA	3P%	2P	2PA	2P%	eFG%	FT	FTA	FT%	OR	DR	REB	RPG	A	S	B	TO	PF	PTS	PPG
2023	DAL	8	0	14	1	4	.250	0	2	.000	1	2	.500	.250	0	2	.000	0	2	2	0.3	0	1	0	0	0	2	0.3
2023	LVA	1	0	3	0	1	.000	0	1	.000	0	0		.000	0	0		0	0	0	0.2	0	0	0	0	0	0	0.0
Career		9	0	17	1	5	.200	0	3	.000	1	2	.500	.200	0	2	.000	0	2	2	0.2	0	1	0	0	0	2	0.2



PLAYER PROFILES



ALYSHA CLARK #7

Forward 5-11 Middle Tennessee '10 9th Year

- WNBA Career Highlights
 - 2018, 2020 WNBA Champion
 - 2020 WNBA All-Defensive First Team
 - 2019 WNBA All Defensive Second Team
- 2023 (Las Vegas)
 - ...
- 2022 (Washington)
 - Finished 1st in the WNBA in 2-point field goal percentage (.629) ... Scored in double figures on 9 occasions, including a season-high 20 points at Las Vegas on June 25
- 2021 (Washington)
 - Did Not Play
- 2020 (Seattle)
 - Led the WNBA in Offensive Efficiency Rating (132.6), which, heading into the 2023 season, is the 3rd highest in league history per Basketball Reference ... Led WNBA in 3-point field goal percentage with what was, at the time, the 5th highest percentage in league history ... Finished 3rd in the WNBA in 2-point field goal percentage (.588), 1st in true shooting percentage (.693) and 2nd in effective field goal percentage (.677)
- 2019 (Seattle)
 - Finished 8th in the WNBA in true shooting percentage (.602) and 4th in effective field goal percentage (.589)
- 2018 (Seattle) ...
- 2017 (Seattle)
 - Finished 3rd in the WNBA in 2-point field goal percentage (.622), and 8th in effective field goal percentage (.579)
- 2016 (Seattle)
 - Finished 10th in 2-point field goal percentage, 10th in true shooting percentage (.609) and 9th in effective field goal percentage (.567)
- 2015 (Seattle)
 - Led the WNBA in 2-point field goal percentage (.689), true shooting percentage (.646) and effective

- field goal percentage (.620)
- 2014 (Seattle) ...
- 2013 (Seattle) ...
- 2012 (Seattle) ...
- Collegiate Honors & Notes (Middle Tennessee St./Belmont)
 - Two-time Sun Belt Player of the Year (2008-09, 2009-10) ... Two-time Sun Belt Tournament Most Outstanding Player (2008-09, 2009-10) ... Two-time leading scorer in the nation (2008-09, 2009-10) ... As a senior, named to the USBWA All-America and Lowe's Senior First Teams, AP and Full Court Press Second Teams, to the NetScouts Basketball and Basketball Times Third Teams, and to the State Farm/WBCA Honorable Mention Team

- Personal
- Has seven siblings—William, LaTonya, Kenneth Jr., Tisha, Corey, Ajia and Arlisha ... Born in Denver, went to high school in Mount Juliet, Tennessee.
- [Go to Alysha Clark's complete bio online](#)
- Online bio includes items such as expanded WNBA statistics, more notes, college and international statistics, and more!

Record Without			
Year	Games Missed	Record With	Record Without
2012	11	12-11	4- 7
2013	1	16-17	1- 0
2014	0	12-22	0- 0
2015	1	10-23	0- 1
2016	1	16-17	0- 1
2017	1	14-19	1- 0
2018	4	23- 7	3- 1
2019	3	17-14	1- 2
2020	0	18- 4	0- 0
2021	32	0- 0	12-20
2022	7	18-11	4- 3
2023	0	23- 2	0- 0
Totals	61	179-147	26-35

Season Highs												
	PTS	REBS	ASTS	STLS	BLKS	MIN	FG	FGA	3G	3GA	FT	FTA
2012	9	8	1	1	1	26:00	4	7	2	3	3	4
2013	11	6	2	2	1	25:00	4	9	3	5	3	5
2014	8	6	2	2	4	27:00	4	8	2	4	4	4
2015	14	9	3	3	1	32:47	5	9	3	5	4	5
2016	23	8	7	3	1	35:22	7	13	3	7	7	8
2017	22	10	5	2	1	36:19	9	13	3	5	4	4
2018	17	8	4	5	1	38:17	6	9	3	6	8	8
2019	21	10	6	3	4	35:59	7	14	4	7	5	6
2020	16	8	6	4	2	36:31	7	12	4	6	4	5
2022	20	9	5	4	1	40:50	8	11	4	7	4	4
2023	12	8	4	2	1	35:08	4	8	4	7	3	4



PLAYER PROFILES

WNBA Rankings									
	PPG	RPG	APG	SPG	BPG	MPG	FG%	3G%	FT%
2012	---	---	---	---	---	---	---	---	---
2013	---	---	---	---	---	---	---	---	---
2014	---	---	---	---	---	---	---	---	---
2015	---	---	---	---	---	---	5th	---	---
2016	---	---	---	---	---	---	16th	9th	---
2017	---	---	---	---	---	---	7th	---	---
2018	---	---	---	---	---	---	---	---	---
2019	---	---	---	---	---	---	18th	1st	---
2020	---	---	---	13th	---	23rd	4th	1st	---
2022	---	---	---	---	---	---	---	---	---

Milestones				Upcoming Milestones		
Mark	Opponent	Date	Gm. #	Mark	Category	Current
1st Pt	Tulsa	June 1, 2012	1	2,500	Points	2,300
1,000th Pt	@ Dallas	July 1, 2017	171	1,500	Rebounds	1,134
2,000th Pt	@ Seattle	June 23, 2022	286	500	Assists	475
1,000th Reb	@ Connecticut	July 3, 2022	289	300	Steals	245

	Reb	Asts	Double Doubles		Scoring		
Year	10+	10+	Pt/Reb	Pt/Ast	Year	10+	20+
2012	0	0	0	0	2012	0	0
2013	0	0	0	0	2013	2	0
2014	0	0	0	0	2014	0	0
2015	0	0	0	0	2015	9	0
2016	0	0	0	0	2016	14	2
2017	1	0	0	0	2017	12	2
2018	0	0	0	0	2018	9	0
2019	1	0	0	0	2019	16	1
2020	0	0	0	0	2020	13	0
2022	0	0	0	0	2022	9	1
2023	0	0	0	0	2023	7	0
Totals	2	0	0	0	Totals	91	6

Regular Season Highs						CAREER			
2023						PTS	23	New York	June 5, 2016
PTS	12	Dallas		July 30		REBS	10	2x, last vs Los Angeles	June 21, 2019
REBS	8	@ Los Angeles		July 12		ASTS	7	@ Atlanta	Sept. 4, 2016
ASTS	4	@ Phoenix		June 21		STLS	5	@ Los Angeles	June 7, 2018
STLS	2	4x, last @ Seattle		July 20		BLKS	4	2x, last @ Chicago	June 9, 2019
BLKS	1	3x, last vs. Los Angeles		May 27		MINS	41	@ Las Vegas	June 25, 2022
MINS	35:08	Dallas		July 5					

Career Regular Season Statistics																													
Year	Tm	G	GS	MP	FG	FGA	FG%	3P	3PA	3P%	2P	2PA	2P%	eFG%	FT	FTA	FT%	OR	DR	REB	RPG	A	S	B	TO	PF	PTS	PPG	
2012	SEA	23	0	238	29	53	.547	9	20	.450	20	33	.606	.632	12	17	.706	13	34	47	2.0	7	5	1	19	27	79	3.4	
2013	SEA	33	0	505	48	106	.453	16	41	.390	32	65	.492	.528	19	25	.760	32	50	82	2.5	12	14	5	35	50	131	4.0	
2014	SEA	34	22	561	56	125	.448	14	57	.246	42	68	.618	.504	16	23	.696	26	47	73	2.1	20	16	10	24	64	142	4.2	
2015	SEA	33	31	763	86	158	.544	24	68	.353	62	90	.689	.620	31	40	.775	13	108	121	3.7	39	23	6	36	79	227	6.9	
2016	SEA	33	32	911	105	217	.484	36	93	.387	69	124	.556	.567	50	59	.847	40	81	121	3.7	64	24	2	44	87	296	9.0	
2017	SEA	33	33	934	106	202	.525	22	67	.328	84	135	.622	.579	38	51	.745	33	105	138	4.2	54	24	4	33	80	272	8.2	
2018	SEA	31	30	813	83	173	.480	29	74	.392	54	99	.545	.564	33	39	.846	31	77	108	3.5	58	31	4	36	70	228	7.4	
2019	SEA	31	30	881	114	237	.481	51	106	.481	63	131	.481	.589	18	22	.818	37	108	145	4.7	79	33	17	48	60	297	9.6	
2020	SEA	22	22	633	82	147	.558	35	67	.522	47	80	.588	.677	20	25	.800	19	74	93	4.2	59	33	11	19	38	219	10.0	
2022	WAS	29	29	766	91	196	.464	30	99	.303	61	97	.629	.541	21	23	.913	23	108	131	4.5	59	27	8	38	55	233	8.0	
2023	LVA	25	1	543	63	130	.485	34	80	.425	29	50	.580	.615	16	19	.842	15	60	75	3.0	24	15	3	17	59	176	7.0	
Career		327	230	7548	863	1744	.495	300	772	.389	563	972	.579	.581	274	343	.799	282	852	1134	3.5	475	245	71	349	669	2300	7.0	



PLAYER PROFILES



SYDNEY COLSON #51

Guard 5-11 Texas A&M '11 9th Year

2023 (Las Vegas)

- ...

2022 (Las Vegas)

- Her 5 assists at PHO on May 6 were her most since she dished out 6 vs ATL on August 16, 2020

2020 (Chicago) ...

2019 (Las Vegas)

- Forced the pass in the 2nd round of the WNBA Playoffs which led to the 'Hamby Heave' and a trip to the WNBA Semifinals for the Aces

2018 (Minnesota) ...

2017 (San Antonio) ...

2016 (San Antonio) ...

2015 (San Antonio) ...

2011 (New York) ...

- Collegiate Honors & Notes (Texas A&M) Finished her career ranked 5th all-time at A&M in assists and 4th in steals ... Posted 3 straight 100-assist seasons ... Led Aggies to a National Championship, and was named All-Big 12 Honorable Mention as a senior

Personal

- Majorred in sociology at Texas A&M ... Would like to pursue a television career as a sports commentator after WNBA career ... Takes acting classes, and has spent time as a stand up comic ([watch her recent set from Brad Garrett's Comedy Club at MGM Grand](#))

Go to Sydney Colson's complete bio online

- Online bio includes items such as expanded WNBA statistics, more notes, college and international statistics, and more!

Record Without			
Year	Games Missed	Record With	Record Without
2011	18	10- 6	9-9
2015	0	8-26	0-0
2016	0	7-27	0-0
2017	6	7-21	1-5
2018	32	0- 2	18-14
2019	1	20-13	1-0
2020	5	8- 9	4-1
2022	18	15- 2	11-7
2023	10	14- 1	9-1
Totals	90	89-108	53-37

Season Highs	PTS	REBS	ASTS	STLS	BLKS	MIN	FG	FGA	3G	3GA	FT	FTA
2011	6	1	2	2	1	16:00	2	3	2	3	5	6
2015	9	4	8	4	2	30:06	4	9	1	3	4	6
2016	12	4	6	4	1	24:47	5	9	2	4	6	6
2017	11	3	7	2	1	26:49	5	11	1	2	4	6
2018	4	2	2	0	1	11:00	2	4	0	2	1	2
2019	17	3	5	4	2	22:13	4	7	2	3	8	11
2020	6	2	6	3	0	15:52	3	7	1	3	2	2
2022	5	2	5	1	0	15:36	2	7	1	3	2	2
2023	5	2	3	1	1	10:00	2	2	1	1	2	2



PLAYER PROFILES

WNBA Rankings								
	PPG	RPG	APG	SPG	BPG	MPG	FG%	3G%
2011	---	---	---	---	---	---	---	---
2015	---	---	15th	---	---	---	---	---
2016	---	---	---	23rd	---	---	---	---
2017	---	---	---	---	---	---	---	---
2018	---	---	---	---	---	---	---	---
2019	---	---	---	---	---	---	---	---
2020	---	---	---	---	---	---	---	---
2022	---	---	---	---	---	---	---	---

Milestones				Upcoming Milestones		
Mark	Opponent	Date	Gm. #	Mark	Category	Current
1st Pt	Atlanta	June 14, 2011	1	1,000	Points	583
				200	Rebounds	160
				400	Assists	357

Reb			Asts			Double Doubles			Scoring		
Year	10+		10+			Pt-Reb			Year	10+	20+
2011	0		0			0			2011	0	0
2015	0		0			0			2015	0	0
2016	0		0			0			2016	2	0
2017	0		0			0			2017	1	0
2018	0		0			0			2018	0	0
2019	0		0			0			2019	2	0
2020	0		0			0			2020	0	0
2022	0		0			0			2022	0	0
2023	0		0			0			2023	0	0
Totals	0		0			0			Totals	5	0

Regular Season Highs				CAREER			
2023				PTS	17	@ Washington	July 13, 2019
PTS	5	@ Minnesota	July 9	REBS	4	5 x	
REBS	2	2x, last vs. LA	May 27	ASTS	8	@ Phoenix	June 30, 2015
ASTS	3	2x, last vs. New York	June 29	STLS	4	3x	
STLS	1	2x, last at Minnesota	July 9	BLKS	2	3x	
BLKS	1	Los Angeles	May 27	MINS	30	@ Tulsa	Sept. 8, 2015
MINS	10:00	Los Angeles	May 27				

Career Regular Season Statistics																												
Year	Tm	G	GS	MP	FG	FGA	FG%	3P	3PA	3P%	2P	2PA	2P%	eFG%	FT	FTA	FT%	OR	DR	REB	RPG	A	S	B	TO	PF	PTS	PPG
2011	NYL	16	0	86	7	20	.350	3	7	.429	4	13	.308	.425	5	6	.833	0	6	6	0.4	10	4	2	17	9	22	1.4
2015	SAS	34	5	541	44	107	.411	7	22	.318	37	85	.435	.444	24	35	.686	10	29	39	1.1	95	28	10	42	61	119	3.5
2016	SAS	34	0	573	59	137	.431	5	26	.192	54	111	.486	.449	49	59	.831	14	41	55	1.6	87	38	1	51	62	172	5.1
2017	SAS	28	4	326	29	88	.330	2	10	.200	27	78	.346	.341	22	32	.688	3	12	15	0.5	55	14	2	27	36	82	2.9
2018	MIN	2	0	17	3	7	.429	0	2	.000	3	5	.600	.429	1	2	.500	1	1	2	1.0	4	0	1	4	2	7	3.5
2019	LVA	33	0	379	37	84	.440	9	20	.450	28	64	.438	.494	27	33	.818	2	21	23	0.7	59	31	4	28	40	110	3.3
2020	CHI	17	0	110	9	21	.429	3	9	.333	6	12	.500	.500	7	8	.875	1	6	7	0.4	14	6	0	14	13	28	1.6
2022	LVA	18	0	123	10	32	.313	3	11	.273	7	21	.333	.359	5	5	1.000	3	5	8	0.4	18	2	0	7	14	28	1.6
2023	LVA	15	0	64	4	6	.667	2	4	.500	2	2	1.000	.833	3	4	.750	0	5	5	0.3	15	2	1	3	13	13	0.9
Career		197	9	2219	203	503	.404	34	111	.306	169	392	.431	.437	143	184	.777	34	126	160	0.8	357	125	21	193	250	583	3.0



PLAYER PROFILES



CAYLA GEORGE #13

Center/Forward 6-5 Australia 4th Year

- 2023 (Las Vegas)
- ...
- 2018 (Dallas)
- Scored a season-high 12 points at Los Angeles on July 12
- 2017 (Phoenix)
- Set a WNBA record, and career-high for most defensive rebounds by a bench player with 14 on July 28 at Chicago which was also the most defensive rebounds ever by a Mercury player in a regulation game ... Ranked 9th in the WNBA in defensive rebound percentage ... Scored a career-high tying 14 points at Chicago on July 28
- 2015 (Phoenix)
- Finished 6th among rookies in field goal percentage, and 8th in rebounding ... Scored a career-high 14 points at Tulsa on September 13

- International (Australia)
- 2018 FIBA World Cup silver medalist (AUS 5x5)
 - 2014 & 2022 FIBA World Cup bronze medalist (AUS 5x5)
 - 2016 & 2020 Olympian quarterfinalist (AUS 5x5)
 - Also competed for Australia in the 2011 (gold) and 2013 (gold) FIBA Oceania Championships, the 2007 FIBA U19 World Cup (fifth place) and the 2007 FIBA U21 World Cup (silver)

- Personal
- Born in Mount Barker, Australia and resides in Cairns, Queensland, Australia ... Has an older sister and half sister ... Married her husband Kailu George on May 8, 2015 in Australia ... Has one daughter, Pearl, whom she and her husband adopted through “Kupai Omasker”
- Go to Cayla George's complete bio online
- Online bio includes items such as expanded WNBA statistics, more notes, college, international and Basketball Australia statistics, and more!

Record Without			
Year	Games Missed	Record With	Record Without
2015	0	20-14	0-0
2017	2	16-16	2-0
2018	11	9-14	6-5
2023	7	17- 1	6-1
Totals	20	61-45	14-6

PLAYER PROFILES



Season	PTS	REBS	ASTS	STLS	BLKS	MIN	FG	FGA	3G	3GA	FT	FTA
2015	14	12	3	2	3	35:55	6	10	3	7	4	4
2017	14	14	3	3	2	27:01	5	11	2	4	2	3
2018	12	6	3	1	2	19:49	6	8	2	5	6	6
2022	5	2	0	0	0	4:34	2	2	1	1	0	0
2023	6	5	2	1	2	15:44	3	7	2	4	0	0

WNBA Rankings									
	PPG	RPG	APG	SPG	BPG	MPG	FG%	3G%	FT%
2015	---	---	---	---	25th	---	---	---	---
2017	---	---	---	---	---	---	---	---	---
2018	---	---	---	---	---	---	---	---	---

Milestones				Upcoming Milestones		
Mark	Opponent	Date	Gm. #	Mark	Category	Current
1st Pt	San Antonio	June 5, 2015	1	500	Points	394
				300	Rebounds	288
				50	Blocks	43

		Rebounding	Double Doubles			Scoring
Year	10+		Pt-Reb	Year	10+	20+
2015	2		1	2015	5	0
2017	1		1	2017	2	0
2018	0		0	2018	2	0
2023	0		0	2023	0	0
Totals	3		2	Totals	9	0

Regular Season Highs				CAREER			
PTS	6	2x, last @ Phoenix	June 21	PTS	14	2x, last @ Chicabo	July 27, 2017
REBS	5	Phoenix	July 11	REBS	14	@ Chicago	July 27, 2017
ASTS	2	@ Minnesota	July 22	ASTS	3	4x, Last vs Las Vegas	Aug. 17, 2018
STLS	1	3x, last @ Minnesota	July 22	STLS	3	@ Chcago	July 27, 2017
BLKS	2	Seattle	June 15	BLKS	3	@ New York	June 11, 2015
MINS	15:44	Phoenix	July 11	MINS	36	@ Tulsa	Sept. 13, 2015

Career Regular Season Statistics																												
Year	Tm	G	GS	MP	FG	FGA	FG%	3P	3PA	3P%	2P	2PA	2P%	eFG%	FT	FTA	FT%	OR	DR	REB	RPG	A	S	B	TO	PF	PTS	PPG
2015	PHO	34	2	433	67	157	.427	17	60	.283	50	97	.515	.481	19	22	.864	26	81	107	3.1	25	13	22	27	70	170	5.0
2017	PHO	32	0	381	41	109	.376	13	46	.283	28	63	.444	.436	9	14	.643	11	74	85	2.7	15	9	12	15	62	104	3.3
2018	DAL	23	1	245	34	78	.436	12	39	.308	22	39	.564	.513	3	6	.500	15	49	64	2.8	16	2	5	14	31	83	3.6
2023	LVA	17	0	128	16	55	.291	5	29	.172	11	26	.423	.336	0	0	----	9	23	32	1.9	7	3	4	17	19	37	2.2
Career		106	3	1187	158	399	.396	47	174	.270	111	225	.493	.455	31	42	.738	61	227	288	2.7	63	27	43	73	182	394	3.7



PLAYER PROFILES



CHELSEA GRAY

#12

Guard 5-11 Duke '13 9th Year

WNBA Career

- 2022, 2016 WNBA Champion
- 2022 WNBA Finals MVP
- 2023, 2021, 2019, 2018, 2017 WNBA All-Star
- 2019 All-WNBA First Team
- 2017 All-WNBA Second Team
- 2022 WNBA Commissioner's Cup MVP

International Career

- 2020 Olympic Gold Medalist (USA, 5x5)
- 2022 World Cup Gold Medalist (USA, 5x5)

Collegiate Career

- 2-time All-American
- 2013 ACC Co-Player of the Year

High School Career

- 2010 California Miss Basketball
- 2010 Gatorade Player of the Year selection

2023 (Las Vegas)

- Named an All-Star starter...notched a double double with 19 points and 10 assists vs. the Lynx on May 28 ...

2022 (Las Vegas)

- Led or tied for the team lead in assists on 16 occasions and in scoring 3 times ... Missed the June 27 game at LA (personal)

2021 (Las Vegas)

- Led or tied for team lead in assists 19 times, and in scoring 2 times ... Set or tied 3 franchise assist records—14 in a game vs. Lynx, Sept. 8; 10 in a half and 7 in a quarter vs. Fever, May 28

2020 (Los Angeles) ...

2019 (Los Angeles)

- Recorded the 8th triple-double in WNBA regular season history, July 7 (13-pt, 10-reb, 13-asst vs. Washington) ... Set franchise mark with 20 points in a quarter, August 29 vs. Indiana—2nd most points scored in a quarter in W history

2018 (Los Angeles)

- Opened year with a game-winning buzzer-beater in 77-76 win vs. Lynx, May 2

2017 (Los Angeles)

- 3-point field goal percentage was highest in team history and 7th highest in WNBA history for players with 50+ attempts

2016 (Los Angeles) ...

2015 (Connecticut) ...

2014 (Connecticut)

- Sat out season rehabbing right knee injury suffered senior year

Collegiate Honors & Notes (Duke)

- Fractured her right knee cap her senior year against Boston College on January 12, ending her collegiate career ... Was leading the ACC in assists and steals per game prior to her injury ... Advanced to NCAA Elite 8 in each of her first 3 years ... Set program record for assists in a season (201) as a sophomore.

Personal

- Married to Tipesa Mercedes Moorer... Is the daughter of James and Vickey Gray ... Has one brother, Javon ... Majored in sociology along with a minor in theater studies and a markets and management certificate

Go to Chelsea Gray's complete bio online

- Online bio includes items such as expanded WNBA statistics, more notes, college, international and USA Basketball statistics, and more!

Season Highs												
	PTS	REBS	ASTS	STLS	BLKS	MIN	FG	FGA	3G	3GA	FT	FTA
2015	16	9	7	3	2	25:48	6	11	4	5	5	6
2016	23	6	8	3	1	36:30	8	10	2	3	6	7
2017	25	8	10	4	1	47:51	9	18	5	8	8	10
2018	26	7	11	6	3	38:36	11	20	4	7	8	11
2019	30	10	13	5	2	41:03	11	21	7	9	7	7
2020	27	8	11	3	1	39:06	10	19	4	7	5	5
2021	21	6	14	5	2	37:14	8	19	3	6	5	5
2022	33	7	12	5	2	39:56	11	17	5	8	11	11
2023	27	8	12	4	2	37:09	8	18	3	6	10	11

Record Without			
Year	Games Missed	Record With	Record Without
2014	34	0- 0	13-21
2015	0	15-19	0- 0
2016	1	25- 8	1- 0
2017	0	26- 8	0- 0
2018	0	19-15	0- 0
2019	0	22-12	0- 0
2020	0	15- 7	0- 0
2021	0	24- 8	0- 0
2022	1	25-10	1- 0
2023	0	22- 2	0- 0
Totals	36	194-89	15-21

PLAYER PROFILES



WNBA Rankings									
	PPG	RPG	APG	SPG	BPG	MPG	FG%	3G%	FT%
2015	---	---	18th	---	---	---	---	---	---
2016	---	---	---	---	---	---	---	---	---
2017	19th	---	6th	---	---	3rd	10th	1st	22nd
2018	19th	---	6th	6th	---	5th	16th	14th	18th
2019	13th	---	2nd	---	---	4th	---	13th	5th
2020	21st	---	5th	11th	---	14th	---	---	2nd
2021	---	---	4th	20th	---	---	16th	16th	---
2022	21st	---	4th	4th	---	22nd	17th	---	4th

Milestones				Upcoming Milestones		
Mark	Opponent	Date	Gm. #	Mark	Category	Current
1st Pt	Washington	June 5, 2015	1	4,000	Points	3,450
1,000th Pt	Phoenix	May 27, 2018	105	1,000	Rebounds	869
2,000th Pt	Las Vegas	Aug. 7, 2020	175	1,500	Assists	1,381
3,000th Pt	@ Seattle	Aug. 7, 2022	255	400	Steals	321
1,000th Ast	@ Phoenix	May 6, 2022	234			
300th St	Seattle	June 15, 2023	268			

					Scoring			
Year	Reb	Asts	Dub-Dub	Trip-Dub	Year	10+	20+	30+
2015	0	0	0	0	2015	9	0	0
2016	0	0	0	0	2016	7	2	0
2017	0	1	1	0	2017	28	6	0
2018	0	1	1	0	2018	28	9	0
2019	1	2	1	1	2019	28	7	1
2020	0	1	0	0	2020	18	4	0
2021	0	3	1	0	2021	19	1	0
2022	0	1	1	0	2022	25	5	0
2023	0	5	5	0	2023	21	5	0
Totals	1	14	10	1	Totals	183	39	1

Regular Season Highs				CAREER			
2023				PTS	33	Seattle	Aug. 14, 2022
PTS	27	Dallas	July 30	REBS	10	Washington	July 7, 2019
REBS	8	@ Indiana	June 4	ASTS	14	Minnesota	Sept. 8, 2021
ASTS	12	Indiana	June 24	STLS	6	@ Minnesota	May 20, 2018
STLS	4	@ Seattle	July 20	BLKS	3	@ Chicago	June 17, 2018
BLKS	2	3x, last @ Chicago	July 25	MINS	48	@ Chicago	Aug. 18, 2017
MINS	37:09	@ Los Angeles	May 25				

Career Regular Season Statistics																												
Year	Tm	G	GS	MP	FG	FGA	FG%	3P	3PA	3P%	2P	2PA	2P%	eFG%	FT	FTA	FT%	OR	DR	REB	RPG	A	S	B	TO	PF	PTS	PPG
2015	CON	34	0	543	86	203	.424	23	66	.348	63	137	.460	.480	40	49	.816	18	60	78	2.3	92	22	5	59	43	235	6.9
2016	LAS	33	1	540	71	157	.452	14	46	.304	57	111	.514	.497	39	50	.780	8	50	58	1.8	71	16	4	40	38	195	5.9
2017	LAS	34	34	1125	184	363	.507	53	110	.482	131	253	.518	.580	81	98	.827	21	92	113	3.3	151	36	8	65	74	502	14.8
2018 *	LAS	34	34	1111	193	399	.484	38	97	.392	155	302	.513	.531	81	97	.835	17	99	116	3.4	175	48	6	79	65	505	14.9
2019 *	LAS	34	34	1108	188	452	.416	50	131	.382	138	321	.430	.471	66	72	.917	14	114	128	3.8	202	33	3	108	49	492	14.5
2020	LAS	22	22	679	122	276	.442	18	59	.305	104	217	.479	.475	46	49	.939	15	66	81	3.7	116	34	2	60	38	308	14.0
2021 *	LVA	32	32	926	148	326	.454	27	71	.380	121	255	.475	.495	32	36	.889	15	77	92	2.9	189	37	9	88	43	355	11.1
2022	LVA	35	35	1039	183	373	.491	34	100	.340	149	273	.546	.536	81	89	.910	10	102	112	3.2	212	57	10	80	54	481	13.7
2023	LVA	25	25	803	137	273	.502	40	90	.444	97	183	.530	.575	63	69	.913	6	85	91	3.6	173	38	14	64	46	377	15.1
Career		283	217	7874	1312	2822	.465	297	770	.386	1015	2052	.495	.518	529	609	.869	124	745	869	3.1	1381	321	61	644	450	3450	12.2



PLAYER PROFILES



CANDACE PARKER

#3

Forward 6-4 Tennessee '08 16th Year

- WNBA Career Highlights**
- 2021 & 2016 WNBA Champion
 - 2016 WNBA Finals MVP
 - 2018 & 2013 WNBA MVP
 - 2017 ESPY Award for Best WNBA Player
 - 2020 WNBA Defensive Player of the Year
 - 2022, 2020, 2017, 2014, 2013, 2012 & 2008 All-WNBA First Team
 - 2018, 2015, & 2009 All-WNBA Second Team
 - 2022, 2021, 2018, 2017, 2014, 2013, & 2011 WNBA All-Star
 - 2013 WNBA All-Star Game MVP
 - 2012 & 2009 WNBA All-Defensive Second Team
 - 2013 WNBA Rookie of the Year
 - 2013 WNBA All-Rookie Team
 - 7-time WNBA Western Conf. Player of the Month
 - 26-time WNBA Western Conf. Player of the Week
 - Named to the WNBA Top 20 At 20 Team
 - Named to the WNBA W25 Team

- International Career**
- 2012, 2008 Olympic gold medalist (USA 5x5)
 - 2006 FIBA World Cup bronze medalist (USA 5x5)

- Collegiate Career**
- 2008, 2007 National Champion
 - 2008, 2007 National Player of the Year
 - 2008, 2007 Final Four MVP

- 2023 (Las Vegas)**
- Nabbed the 500th steal of her career against Los Angeles on May 27.

- 2022 (Chicago)**
- Recorded 2 triple-doubles—May 22 at Washington (16 points 13 rebounds, 10 assists) and June 23 at Los Angeles (10 points, 14 rebounds, 10 assists)

Season Highs

	PTS	REBS	ASTS	STLS	BLKS	MIN	FG	FGA	3G	3GA	FT	FTA
2008	40	16	8	5	6	46:00	15	23	2	2	11	16
2009	24	14	8	3	6	48:00	10	21	1	3	7	10
2010	33	12	5	2	6	40:00	12	21	1	2	8	11
2011	32	14	5	3	5	41:00	13	25	3	6	8	13
2012	33	16	8	4	9	38:00	14	22	3	5	12	17
2013	30	20	9	4	4	46:00	14	22	3	4	14	17
2014	34	12	9	6	4	48:00	12	28	3	7	13	14
2015	33	13	10	8	3	38:18	12	23	5	8	9	12
2016	34	13	9	3	3	38:02	12	25	4	7	12	14
2017	29	17	11	4	5	40:07	11	22	3	7	7	9
2018	34	14	11	4	3	40:11	12	22	5	8	9	12
2019	21	11	6	4	4	32:18	9	16	3	5	6	9
2020	25	17	9	3	3	38:17	10	18	5	6	8	10
2021	30	14	8	2	4	37:42	12	20	4	7	8	9
2022	31	14	10	3	4	33:42	12	20	4	8	7	8
2023	15	12	8	5	3	26:29	7	12	3	6	4	4

- 2021 (Chicago)**
- Missed 9 games due to injury ... Team went 15-8 with her in the lineup and 1-8 without her
- 2020 (Los Angeles) ...**
- 2019 (Los Angeles)**
- Missed 12 games due to injury
- 2018 (Los Angeles)**
- Scored a season-high 34 points at Las Vegas on July 15
- 2017 (Los Angeles)**
- Recorded her first career triple-double against San Antonio on July 28 (11 points, 17 rebounds, 11 assists)
- 2016 (Los Angeles) ...**

Record Without			
Year	Games Missed	Record With	Record Without
2008	1	20-13	0- 1
2009	9	15-10	3- 6
2010	24	3- 7	10-14
2011	17	8- 9	7-10
2012	1	23-10	1- 0
2013	3	22- 9	2- 1
2014	4	15-15	1- 3
2015	18	11- 5	3-15
2016	0	26- 8	0- 0
2017	1	25- 8	1- 0
2018	3	17-14	2- 1
2019	12	14- 8	8- 4
2020	0	15- 7	0- 0
2021	9	15- 8	1- 8
2022	4	23- 9	3- 1
2023	7	16- 2	7- 0
Totals	113	268-142	49-64

PLAYER PROFILES



- 2015 (Los Angeles)**
- Her 8 steals vs. Indiana on August 18 set a franchise record
- 2014 (Los Angeles) ...**
- 2013 (Los Angeles)**
- Posted her 1st career 20-point, 20-rebound game at San Antonio on June 1 (27 points, 20 rebounds)
- 2012 (Los Angeles) ...**
- 2011 (Los Angeles) ...**
- 2010 (Los Angeles) ...**
- 2009 (Los Angeles)**
- Missed the first nine games of the 2009 season following the birth of her first child, Lailaa.
- 2008 (Los Angeles)**
- Second player to dunk during a regular season game (Indiana on June 22) ... Dunked two nights

later against Seattle on June 24

- Personal**
- Parker and her daughter Lailaa are part of the Angel FC NWSL team ownership group. The team was founded in 2020 and began play in 2022 ... Married to former Russia National Basketball Team member Anna Petrakova, who gave birth to their son in 2022.
- Go to Candace Parker's complete bio online**
- Online bio includes items such as expanded WNBA statistics, more notes, college, international and USA Basketball statistics, and more!

WNBA Rankings

	PPG	RPG	APG	SPG	BPG	MPG	FG%	3G%	FT%
2008	4th	1st	17th	---	2nd	7th	5th	---	---
2009	19th	1st	---	---	1st	10th	13th	---	---
2010	---	---	---	---	---	---	---	---	---
2011	---	---	---	---	---	---	10th	---	---
2012	7th	3rd	15th	12th	1st	14th	16th	---	---
2013	6th	7th	12th	13th	4th	---	13th	---	---
2014	3rd	13th	5th	6th	5th	4th	17th	---	14th
2015	---	---	---	---	---	---	11th	---	---
2016	10th	9th	3rd	9th	13th	14th	---	10th	---
2017	11th	7th	9th	8th	5th	16th	19th	20th	---
2018	11th	4th	8th	19th	13th	15th	18th	---	---
2019	---	---	---	---	---	---	---	---	---
2020	18th	1st	7th	---	8th	19th	11th	18th	---
2021	22nd	9th	11th	---	14th	---	15th	---	---
2022	---	3rd	11th	---	12th	---	---	---	24th

Milestones

Mark	Opponent	Date	Gm. #
1st Pt	@ Phoenix	May 17, 2008	1
1,000th Pt	Washington	May 28, 2010	62
2,000th Pt	Phoenix	Sept. 18, 2012	117
3,000th Pt	@ Indiana	July 15, 2014	170
4,000th Pt	San Antonio	Sept. 16, 2016	229
5,000th Pt	Phoenix	Aug. 5, 2018	287
6,000th Pt	Los Angeles	May 6, 2022	361
1,000 Reb	@ Phoenix	July 10, 2012	104
2,000 Reb	@ Seattle	Sept. 11, 2016	227
3,000 Reb	Washington	July 10, 2021	349
1,000th Ast	Atlanta	Sept. 1, 2017	261
500th Stl	Los Angeles	May 27, 2023	395
400th GP	@ Connecticut	June 8, 2023	400

Upcoming Milestones

Mark	Category	Current
7,000	Points	6,574
4,000	Rebounds	3,467
2,000	Assists	1,634
700	Blocked Shots	619



PLAYER PROFILES

CANDACE PARKER

#3

(continued ...)

Year	Reb	Asts	Doub-Doub		Trip-Dub	Scoring				
	10+	10+	Pt-Reb	Pt-Ast	P-R-A	Year	10+	20+	30+	40+
2008	17	0	17	0	0	2008	32	11	3	1
2009	17	0	15	0	0	2009	19	4	0	0
2010	7	0	7	0	0	2010	10	6	2	0
2011	6	0	6	0	0	2011	16	6	1	0
2012	19	0	18	0	0	2012	29	13	2	0
2013	10	0	8	0	0	2013	27	13	1	0
2014	6	0	6	0	0	2014	28	12	2	0
2015	11	1	11	1	0	2015	16	8	2	0
2016	8	0	6	0	0	2016	25	10	2	0
2017	12	1	12	1	1	2017	31	11	0	0
2018	11	2	11	2	0	2018	27	14	1	0
2019	4	0	4	0	0	2019	13	4	0	0
2020	12	0	10	0	0	2020	16	5	0	0
2021	8	0	8	0	0	2021	16	6	1	0
2022	14	2	12	2	2	2022	25	4	1	0
2023	1	0	0	0	0	2023	9	0	0	0
Totals	163	6	151	6	3	Totals	339	127	18	1

Regular Season Highs

2023

PTS	15	3x, last vs. Connecticut	July 1
REBS	12	Indiana	June 24
ASTS	8	Connecticut	July 1
STLS	5	Chicago	June 11
BLKS	3	@ Seattle	May 20
MINS	26:29	Connecticut	July 1

CAREER

PTS	40	Houston	July 9, 2008
REBS	20	@ San Antonio	June 1, 2013
ASTS	11	2x, last @ Washington	June 15, 2018
STLS	8	Indiana	Aug. 18, 2015
BLKS	9	Tulsa	June 20, 2012
MINS	48	2x, last @ Washington	June 1, 2014

Career Regular Season Statistics

Year	Tm	G	GS	MP	FG	FGA	FG%	3P	3PA	3P%	2P	2PA	2P%	eFG%	FT	FTA	FT%	OR	DR	REB	RPG	A	S	B	TO	PF	PTS	PPG
2008	LAS	33	33	1109	231	442	.523	11	26	.423	220	416	.529	.535	137	187	.733	84	229	313	9.5	113	42	75	93	91	610	18.5
2009	LAS	25	24	815	131	270	.485	5	24	.208	126	246	.512	.494	61	80	.763	60	184	244	9.8	64	15	53	55	53	328	13.1
2010	LAS	10	10	335	81	162	.500	3	12	.250	78	150	.520	.509	41	56	.732	19	82	101	10.1	22	10	22	32	18	206	20.6
2011	LAS	17	16	555	116	227	.511	18	43	.419	98	184	.533	.551	64	87	.736	21	125	146	8.6	47	21	27	33	34	314	18.5
2012	LAS	33	33	1014	228	474	.481	19	59	.322	209	415	.504	.501	98	138	.710	83	237	320	9.7	110	51	76	98	58	573	17.4
2013	LAS	31	31	889	208	422	.493	9	35	.257	199	387	.514	.504	131	172	.762	44	225	269	8.7	117	40	57	71	42	556	17.9
2014	LAS	30	29	995	216	461	.469	19	62	.306	197	399	.494	.489	132	156	.846	29	185	214	7.1	128	54	41	78	51	583	19.4
2015	LAS	16	16	551	116	237	.489	12	43	.279	104	194	.536	.515	66	81	.815	18	143	161	10.1	100	31	29	40	39	310	19.4
2016	LAS	34	34	1046	190	430	.442	42	110	.382	148	320	.463	.491	99	140	.707	33	217	250	7.4	166	47	33	98	74	521	15.3
2017	LAS	33	33	1007	208	435	.478	45	127	.354	163	308	.529	.530	96	127	.756	40	237	277	8.4	141	48	55	89	77	557	16.9
2018	LAS	31	30	949	198	420	.471	41	119	.345	157	301	.522	.520	118	146	.808	51	202	253	8.2	146	38	33	92	65	555	17.9
2019	LAS	22	22	571	89	211	.422	16	60	.267	73	151	.483	.460	53	67	.791	24	116	140	6.4	76	23	17	54	39	247	11.2
2020	LAS	22	22	665	124	243	.510	19	48	.396	105	195	.538	.549	57	78	.731	37	177	214	9.7	101	26	27	64	51	324	14.7
2021	CHI	23	23	615	116	253	.458	24	73	.329	92	180	.511	.506	50	63	.794	32	161	193	8.4	91	19	27	56	37	306	13.3
2022	CHI	32	32	904	159	347	.458	42	135	.311	117	212	.552	.519	62	76	.816	30	245	275	8.6	145	31	31	78	70	422	13.2
2023	LVA	18	18	425	60	129	.465	17	51	.333	43	78	.551	.531	25	28	.893	16	81	97	5.4	67	27	16	31	35	162	9.0
Career		410	406	12445	2471	5163	.479	342	1027	.333	2129	4136	.515	.512	1290	1682	.767	621	2846	3467	8.5	1634	523	619	1062	834	6574	16.0

PLAYER PROFILES



RECORD UPDATE (through July 23, 2023)

Points

1.	Diana Taurasi	9929
2.	Tina Thompson	7488
3.	Tamika Catchings	7380
4.	Tina Charles	7115
5.	Candice Dupree	6895
6.	Cappie Pondexter	6811
7.	Sue Bird	6803
8.	DeWanna Bonner	6634
9.	Candace Parker	6574
10.	Katie Smith	6452

Rebounds

1.	Sylvia Fowles	4006
2.	Tina Charles	3640
3.	Candace Parker	3467
4.	Rebekkah Brunson	3356
5.	Tamika Catchings	3316
6.	Lisa Leslie	3307
7.	Candice Dupree	3149
8.	Tina Thompson	3070
9.	Taj McWilliams-Franklin	3013
10.	DeWanna Bonner	2734

Defensive Rebounds

1.	Sylvia Fowles	2874
2.	Candace Parker	2846
3.	Tina Charles	2608
4.	Lisa Leslie	2425
5.	Tamika Catchings	2399
6.	Candice Dupree	2378
7.	Rebekkah Brunson	2190
8.	Tina Thompson	2185
9.	DeWanna Bonner	2153
10.	Taj McWilliams-Franklin	1951

Assists

1.	Sue Bird	3234
2.	Ticha Penicheiro	2599
3.	Courtney Vandersloot	2569
4.	Lindsay Whalen	2348
5.	Diana Taurasi	2236
6.	Becky Hammon	1708
7.	Candace Parker	1634
8.	Cappie Pondexter	1578
9.	Tamika Catchings	1488
10.	Danielle Robinson	1426

Blocks

1.	Margo Dydek	877
2.	Lisa Leslie	822
3.	Brittney Griner	750
4.	Sylvia Fowles	721
5.	Candace Parker	619

Field Goals Made

1.	Diana Taurasi	3116
2.	Tina Charles	2861
3.	Candice Dupree	2842
4.	Tina Thompson	2630
5.	Sylvia Fowles	2531
6.	Sue Bird	2479
7.	Candace Parker	2471
8.	Seimone Augustus	2455
9.	Cappie Pondexter	2446
10.	Tamika Catchings	2385

Field Goal Attempts

1.	Diana Taurasi	7315
2.	Tina Charles	6354
3.	Tina Thompson	6300
4.	Cappie Pondexter	5803
5.	Sue Bird	5778
6.	Tamika Catchings	5744
7.	Candice Dupree	5740
8.	DeWanna Bonner	5294
9.	Candace Parker	5163
10.	Seimone Augustus	5111

Wins

1.	Sue Bird	333
2.	Lindsay Whalen	323
3.	Swin Cash	294
4.	Rebekkah Brunson	294
5.	DeLisha Milton-Jones	291
6.	Diana Taurasi	290
7.	Tina Thompson	286
8.	Candace Parker	268
9.	Tamika Catchings	263
10.	Tanisha Wright	255

Blue denotes active player.



PLAYER PROFILES



KELSEY PLUM

#10

Guard

5-8

Washington '17

6th Year

WNBA Career Highlights

- 2022 WNBA Champion
- 2023 & 2022 All-Star
- 2022 All-Star MVP
- 2021 6th Player of the Year
- 1-time Western Conference Player of the Month
- 3-time Western Conference Player of the Week

International

- 2020 Olympic Gold Medalist (USA 3x3)
- 2018 & 2022 FIBA World Cup gold medalist (USA 5x5)

Collegiate Career

- Unanimous 2017 National Player of the Year
- Two-time All-American
- NCAA career and single-season scoring leader

2023 (Las Vegas)

- Named as an All-Star for the second time in her career... Prior to the May 25 game in LA, made at least 1 3-pointer in 45-straight regular season games, which was tied for the third-longest streak in WNBA history

2022 (Las Vegas)

- Led or tied for the team lead in assists on 18 occasions, and in scoring 11 times ... Named Western Conference Player of the Week, June 6 and August 1 ... Leading All-Star vote-getter among guards ... Tied a WNBA record by making at least 3 three-pointers in 9 straight games (Diana Taurasi)

2021 (Las Vegas)

- Led or tied for the team lead in scoring 9 times, and assists 7 times ... Missed 6 games in May/June while training with the USAB 3x3 team ... Named WNBA Western Conference Player of the Month for September ... Named WNBA Western Conference Player of the Week for games played September 13-19

2020 (Las Vegas)

- Did Not Play—Injured (left Achilles)

2019 (Las Vegas)

- Led the team in scoring on 2 occasions, and in assists 8 times

2018 (Las Vegas)

- Recorded her first career double-double with 20 points and a career-high 13 assists at Atlanta Aug. 7

2017 (San Antonio) ...

Collegiate Honors & Notes (Washington)

- Broke all-time NCAA scoring record with 3,527 points ... broke single-season NCAA scoring record with 1,109 points ... Broke 33-year-old NCAA career free throw record with 912 ... Won the Dawn Staley, Ann Meyers Drysdale, Nancy Lieberman awards, Naismith and Wade Trophy in 2017

Personal

- Majored in Anthropology ... Enjoys sand volleyball and hanging out with her family ... Has three siblings, her brother Daniel, sister Kaitlyn who played volleyball at UC Davis, and her sister Lauren who played volleyball at Oregon ... Mother Katie played volleyball at UC Davis and her father Jim played football and baseball at San Diego State

Go to Kelsey Plum's complete bio online

- Online bio includes items such as expanded WNBA statistics, more notes, college, international and USA Basketball statistics, and more!

Record Without			
Year	Games Missed	Record With	Record Without
2017	3	8-23	0-3
2018	2	14-17	0-2
2019	0	21-13	0-0
2020	22	0- 0	18-4
2021	6	20- 6	4-2
2022	0	26-10	0-0
2023	1	22- 2	1-0
Totals	34	111-71	23-11

PLAYER PROFILES



Season Highs

	PTS	REBS	ASTS	STLS	BLKS	MIN	FG	FGA	3G	3GA	FT	FTA
2017	23	6	12	3	1	39:53	7	17	5	9	6	6
2018	21	9	13	4	1	37:00	9	14	5	8	5	6
2019	21	7	8	3	1	37:21	8	17	5	9	5	6
2021	32	6	8	5	1	30:42	11	18	5	8	8	9
2022	32	6	11	6	1	40:00	10	22	5	11	9	11
2023	40	6	8	5	0	36:27	14	20	6	9	8	8

WNBA Rankings

	PPG	RPG	APG	SPG	BPG	MPG	FG%	3G%	FT%
2017	---	---	20th	---	---	---	---	17th	14th
2018	---	---	13th	---	---	---	21st	4th	---
2019	---	---	19th	---	---	---	---	24th	---
2021	16th	---	14th	---	---	---	---	13th	1st
2022	2nd	---	9th	---	---	5th	---	4th	17th

Milestones

Mark	Opponent	Date	Gm. #	Mark	Category	Current
1st Pt	Dallas	May 25, 2017	1	2,500	Points	2435
1,000th Pt	Atlanta	July 4, 2021	108	500	Rebounds	455
2,000th Pt	Los Angeles	May 27, 2023	161	1,000	Assists	709
				200	Steals	153

Upcoming Milestones

	Rebs	Asts	Double Doubles	Scoring				
Year	10+	10+	Pt.-Ast.	Year	10+	20+	30+	40+
2017	0	1	0	2017	13	1	0	0
2018	0	2	1	2018	14	4	0	0
2019	0	0	0	2019	17	2	0	0
2021	0	0	0	2021	20	8	2	0
2022	0	2	2	2022	35	19	1	0
2023	0	0	0	2023	22	11	1	1
Totals	0	5	3	Totals	121	45	4	1

Regular Season Highs

2023				CAREER			
PTS	40	@ Minnesota	July 9	PTS	40	@ Minnesota	July 9, 2023
REBS	6	Dallas	July 30	REBS	9	Los Angeles	June 29, 2018
ASTS	8	New York	June 29	ASTS	13	@ Atlanta	Aug. 7, 2018
STLS	5	@ Los Angeles	July 12	STLS	6	Washington	June 25, 2022
BLKS	0			BLKS	1	16x, last vs. Minnesota	July 3, 2022
MINS	36:27	Dallas	July 30	MINS	40	2x, last vs. Dallas	June 5, 2022

Career Regular Season Statistics

Year	Tm	G	GS	MP	FG	FGA	FG%	3P	3PA	3P%	2P	2PA	2P%	eFG%	FT	FTA	FT%	OR	DR	REB	RPG	A	S	B	TO	PF	PTS	PPG
2017	SAS	31	23	711	85	246	.346	35	96	.365	50	150	.333	.417	60	69	.870	12	47	59	1.9	106	16	4	79	57	265	8.5
2018	LVA	31	27	790	106	227	.467	47	107	.439	59	120	.492	.570	35	40	.875	14	60	74	2.4	124	25	5	36	64	294	9.5
2019	LVA	34	30	868	107	293	.365	45	126	.357	62	168	.369	.442	34	39	.872	15	80	95	2.8	102	27	4	53	76	293	8.6
2021	LVA	26	0	663	128	293	.437	44	114	.386	84	179	.469	.512	85	90	.944	11	55	66	2.5	94	26	1	43	56	385	14.8
2022	LVA	36	36	1182	244	531	.460	113	269	.420	131	262	.500	.566	125	149	.839	9	87	96	2.7	184	36	2	94	90	726	20.2
2023	LVA	24	24	758	166	329	.505	54	144	.375	112	185	.605	.587	86	94	.915	6	57	63	2.6	100	23	0	53	54	472	19.7
Career		182	140	4974	836	1919	.436	338	855	.395	498	1064	.468	.524	425	481	.884	67	388	455	2.5	709	153	16	359	397	2435	13.4



PLAYER PROFILES



KIAH STOKES #41

Center 6-3 Connecticut '15 8th Year

- WNBA Career**

 - 2022 WNBA Champion
 - 2015 WNBA All-Defensive 2nd Team
 - 2015 All-Rookie Team
- 2016 (New York)**

 - Missed the final 7 games of the regular season with a hip injury ... Set a WNBA record for highest rebound aveage by a player who didn't start a game

- Collegiate Career**

 - 3-time National Champion
 - 2015 Conference Defensive Player of the Year
- 2015 (New York) ...**

Collegiate Honors & Notes (Connecticut)

 - Set a UConn single-season blocked shots record (147) as a senior and capped her career ranked No. 3 among all-time UConn blocks leaders (325).

- 2023 (Las Vegas)**

 - ...
- 2022 (Las Vegas)**

 - Missed first 4 games of year (overseas) ... Led or tied for team lead in rebounds 3 times
- 2021 (Las Vegas)**

 - Signed on July 2 ... DNP on July 2 ... Averaged 9.0 rpg. in 8 starts ... Led or tied for the team lead in rebounding 3 times and in assists 1 time
- 2021 (New York) ...**
- 2020 (New York) ...**
- 2019 (New York)**

 - Did Not Play (personal reasons)
- 2018 (New York) ...**
- 2017 (New York)**

 - Led the team in blocked shots and ranked second in rebounding
- Personal**

 - Father Greg was an All-American basketball player at Iowa who played for the Philadelphia 76ers and won gold with the 1983 USA Pan American Games Team ... Majored in psychology

Go to Kiah Stokes' complete bio online

 - Online bio includes items such as expanded WNBA statistics, more notes, college, international and USA Basketball statistics, and more!
- | Record Without | | | |
|----------------|--------------|-------------|----------------|
| Year | Games Missed | Record With | Record Without |
| 2015 | 0 | 23-11 | 0- 0 |
| 2016 | 7 | 19- 8 | 2- 5 |
| 2017 | 0 | 22-12 | 0- 0 |
| 2018 | 4 | 6-24 | 1- 3 |
| 2019 | 34 | 0- 0 | 10-24 |
| 2020 | 0 | 2-20 | 0- 0 |
| 2021 | 9 | 14-10 | 6- 3 |
| 2022 | 5 | 22- 9 | 4- 1 |
| 2023 | 0 | 22- 2 | 0- 0 |
| Totals | 59 | 131-96 | 23-36 |
- | Season Highs | | | | | | | | | | | | |
|--------------|-----|------|------|------|------|-------|----|-----|----|-----|----|-----|
| | PTS | REBS | ASTS | STLS | BLKS | MIN | FG | FGA | 3G | 3GA | FT | FTA |
| 2015 | 13 | 11 | 4 | 4 | 8 | 35:33 | 6 | 8 | 0 | 1 | 5 | 6 |
| 2016 | 12 | 14 | 2 | 2 | 4 | 37:46 | 6 | 8 | 0 | 0 | 5 | 8 |
| 2017 | 23 | 17 | 4 | 2 | 3 | 30:47 | 6 | 10 | 0 | 1 | 11 | 12 |
| 2018 | 12 | 15 | 3 | 2 | 3 | 33:38 | 5 | 7 | 0 | 0 | 2 | 4 |
| 2020 | 15 | 12 | 4 | 2 | 3 | 36:29 | 6 | 12 | 5 | 8 | 2 | 2 |
| 2021 | 5 | 13 | 7 | 2 | 3 | 34:53 | 2 | 3 | 1 | 2 | 2 | 2 |
| 2022 | 9 | 10 | 3 | 2 | 3 | 28:45 | 4 | 5 | 1 | 3 | 2 | 4 |
| 2023 | 7 | 17 | 2 | 2 | 4 | 31:21 | 3 | 6 | 1 | 3 | 2 | 2 |
- PLAYER PROFILES
-
- | WNBA Rankings | | | | | | | | | |
|---------------|-----|------|-----|-----|------|-----|-----|-----|-----|
| | PPG | RPG | APG | SPG | BPG | MPG | FG% | 3G% | FT% |
| 2015 | --- | 12th | --- | --- | 4th | --- | --- | --- | --- |
| 2016 | --- | 7th | --- | --- | 6th | --- | --- | --- | --- |
| 2017 | --- | 17th | --- | --- | 11th | --- | --- | --- | --- |
| 2018 | --- | --- | --- | --- | 18th | --- | --- | --- | --- |
| 2020 | --- | 16th | --- | --- | 9th | --- | --- | --- | --- |
| 2021 | --- | 22nd | --- | --- | --- | --- | --- | --- | --- |
| 2022 | --- | --- | --- | --- | 18th | --- | --- | --- | --- |
- | Milestones Reached | | | | Upcoming Milestones | | |
|--------------------|---------------|---------------|-------|---------------------|---------------|---------|
| Mark | Opponent | Date | Gm. # | Mark | Category | Current |
| 1st Pt | @ Los Angeles | May 21, 2015 | 1 | 1,000 | Points | 939 |
| 1000th Reb | Chicago | Sept. 2, 2021 | 166 | 1500 | Rebounds | 1323 |
| | | | | 300 | Blocked Shots | 258 |
- | | | | | Scoring | | |
|--------|----------|----------|---------|---------|-----|-----|
| Year | Rebs 10+ | Asts 10+ | Dbl-Dbl | Year | 10+ | 20+ |
| 2015 | 7 | 0 | 3 | 2015 | 5 | 0 |
| 2016 | 6 | 0 | 0 | 2016 | 5 | 0 |
| 2017 | 8 | 0 | 4 | 2017 | 5 | 1 |
| 2018 | 5 | 0 | 1 | 2018 | 2 | 0 |
| 2020 | 2 | 0 | 0 | 2020 | 5 | 0 |
| 2021 | 5 | 0 | 0 | 2021 | 0 | 0 |
| 2022 | 1 | 0 | 0 | 2022 | 0 | 0 |
| 2023 | 1 | 0 | 0 | 2023 | 0 | 0 |
| Totals | 35 | 0 | 8 | Totals | 22 | 1 |
- | Regular Season Highs | | | | CAREER | | | |
|----------------------|-------|------------------------|---------|--------|----|--------------------|----------------|
| 2023 | | | | PTS | 23 | Phoenix | June 4, 2017 |
| PTS | 7 | 3x, last @ Los Angeles | July 12 | REBS | 17 | 2x, last @ Chicago | July 25, 2023 |
| REBS | 17 | @ Chicago | July 25 | ASTS | 7 | @ Chicago | Sept. 17, 2021 |
| ASTS | 2 | 5x, last @ Chicago | July 22 | STLS | 4 | Atlanta | Sept. 1, 2015 |
| STLS | 2 | 3x, last @ Seattle | July 20 | BLKS | 8 | Connecticut | July 16, 2015 |
| BLKS | 4 | 2x, last vs. Minnesota | June 18 | MINS | 38 | Atlanta | June 22, 2016 |
| MINS | 31:21 | @ Chicago | July 25 | | | | |
- | Career Regular Season Statistics | | | | | | | | | | | | | | | | | | | | | | | | | | | | |
|----------------------------------|-----|-----|----|------|-----|-----|------|----|-----|------|-----|-----|------|------|-----|-----|-------|-----|-----|------|-----|-----|-----|-----|-----|-----|-----|-----|
| Year | Tm | G | GS | MP | FG | FGA | FG% | 3P | 3PA | 3P% | 2P | 2PA | 2P% | eFG% | FT | FTA | FT% | OR | DR | REB | RPG | A | S | B | TO | PF | PTS | PPG |
| 2015 | NYL | 34 | 6 | 862 | 82 | 150 | .547 | 0 | 2 | .000 | 82 | 148 | .554 | .547 | 33 | 48 | .688 | 60 | 159 | 219 | 6.4 | 26 | 24 | 67 | 37 | 76 | 197 | 5.8 |
| 2016 | NYL | 27 | 0 | 650 | 75 | 117 | .641 | 0 | 0 | --- | 75 | 117 | .641 | .641 | 37 | 59 | .627 | 63 | 138 | 201 | 7.5 | 20 | 18 | 38 | 30 | 77 | 187 | 6.9 |
| 2017 | NYL | 34 | 12 | 666 | 60 | 113 | .531 | 0 | 1 | .000 | 60 | 112 | .536 | .531 | 43 | 54 | .796 | 77 | 137 | 214 | 6.3 | 30 | 12 | 39 | 40 | 94 | 163 | 4.8 |
| 2018 | NYL | 30 | 4 | 427 | 42 | 77 | .545 | 0 | 0 | --- | 42 | 77 | .545 | .545 | 8 | 15 | .533 | 43 | 91 | 134 | 4.5 | 12 | 11 | 19 | 21 | 56 | 92 | 3.1 |
| 2020 | NYL | 22 | 22 | 601 | 51 | 137 | .372 | 20 | 85 | .235 | 31 | 52 | .596 | .445 | 4 | 7 | .571 | 28 | 119 | 147 | 6.7 | 26 | 11 | 26 | 28 | 45 | 126 | 5.7 |
| 2021 | NYL | 9 | 0 | 135 | 6 | 11 | .545 | 1 | 2 | .500 | 5 | 9 | .556 | .591 | 2 | 2 | 1.000 | 8 | 30 | 38 | 4.2 | 5 | 4 | 6 | 6 | 14 | 15 | 1.7 |
| 2021 | LVA | 15 | 8 | 308 | 10 | 17 | .588 | 0 | 0 | --- | 10 | 17 | .588 | .588 | 2 | 4 | .500 | 27 | 65 | 92 | 6.1 | 15 | 6 | 10 | 7 | 19 | 22 | 1.5 |
| 2021 | TOT | 24 | 8 | 443 | 16 | 28 | .571 | 1 | 2 | .500 | 15 | 26 | .577 | .589 | 4 | 6 | .667 | 35 | 95 | 130 | 5.4 | 20 | 10 | 16 | 13 | 33 | 37 | 1.5 |
| 2022 | LVA | 31 | 4 | 475 | 26 | 61 | .426 | 5 | 24 | .208 | 21 | 37 | .568 | .467 | 13 | 16 | .813 | 29 | 107 | 136 | 4.4 | 20 | 14 | 25 | 18 | 39 | 70 | 2.5 |
| 2023 | LVA | 25 | 7 | 487 | 28 | 54 | .519 | 3 | 16 | .188 | 25 | 38 | .658 | .546 | 8 | 15 | .533 | 28 | 114 | 142 | 5.7 | 16 | 12 | 28 | 10 | 43 | 67 | 2.7 |
| Career | | 227 | 63 | 4611 | 380 | 737 | .516 | 29 | 130 | .223 | 351 | 607 | .578 | .535 | 150 | 220 | .682 | 363 | 960 | 1323 | 5.8 | 170 | 112 | 258 | 198 | 463 | 939 | 4.1 |
- | 32 |
- | 33 |



PLAYER PROFILES



RIQUNA WILLIAMS #2

Guard 5-7 Miami '11 11th Year

WNBA Career

- 2022 WNBA Champion
- 2015 WNBA All-Star
- 2013 WNBA Sixth Woman of the Year
- 2012 WNBA All-Rookie Team

Collegiate Career

- 2-time All-American
- 3-time All-ACC

2023 (Las Vegas)

- Has yet to play (back)

2022 (Las Vegas)

- Played in just 2 of the team's first 17 games due to a foot injury ...

2021 (Las Vegas)

- Led or tied for the team lead in assists on 2 occasions, in scoring 3 times, and in rebounding 1 time

2020 (Los Angeles) ...

2019 (Los Angeles) ...

2018 (Los Angeles) ...

2017 (Los Angeles) ...

2016 (Los Angeles)

- Sat out season rehabbing ruptured left Achilles tendon, suffered overseas

2015 (Tulsa)

- Ranked 3rd in the W in made 3-pointers, and tied for 4th in made free throws ... Scored a season-high 35 points on 2 occasions—vs. Minnesota on August 1 and vs. Atlanta on August 9

2014 (Tulsa)

- Missed 23 games with a knee injury

2013 (Tulsa)

- Set what was then the WNBA record for points in a game when she poured in 51 vs. San Antonio on September 8 (17-27 FGs, 8-14 3Gs, 9-9 FTs) ... Tied what was then the WNBA record for made 3s in a game with 8 vs. San Antonio on September 8

2012 (Tulsa) ...

Collegiate Honors & Notes (Miami)

- As a junior ranked 11th in the nation in scoring ... As a sophomore led the team and finished 2nd in the ACC in scoring ... Also led the conference in made 3-pointers, setting a school record in the process (second most in ACC history)

Personal

- Majored in criminology ... Has five siblings—one sister, Rikina Jones and brothers, Ricky Williams, Joshua Jones and Solomon Williams

Go to Riquna Williams' complete bio online

- Online bio includes items such as expanded WNBA statistics, more notes, college, international and USA Basketball statistics, and more!

Season Highs												
	PTS	REBS	ASTS	STLS	BLKS	MIN	FG	FGA	3G	3GA	FT	FTA
2012	27	6	6	5	1	32:00	11	21	5	10	9	11
2013	51	9	6	4	2	34:00	17	28	8	14	11	12
2014	27	4	3	5	1	32:00	10	18	3	6	5	5
2015	35	7	6	4	2	39:27	11	23	6	12	18	20
2017	15	5	4	3	2	29:26	5	13	3	6	6	6
2018	25	5	3	4	1	29:06	9	12	7	9	4	6
2019	37	5	4	2	1	39:41	10	22	7	15	10	11
2020	21	4	4	3	1	32:47	7	15	7	12	4	4
2021	22	8	4	3	2	38:32	8	15	4	10	6	8
2022	14	5	3	2	1	25:51	5	10	4	9	3	5
2023	DNP											

Record Without			
Year	Games Missed	Record With	Record Without
2012	1	9-24	0- 1
2013	7	9-18	2- 5
2014	23	4- 7	8-15
2015	5	15-14	3- 2
2016	34	0- 0	26- 8
2017	11	16- 7	10- 1
2018	1	19-14	0- 1
2019	11	15- 8	7- 4
2020	1	14- 7	1- 0
2021	0	24- 8	0- 0
2022	15	15- 6	11- 4
2023	25	0- 0	23- 2
Totals	134	140-113	91-43

PLAYER PROFILES



WNBA Rankings									
	PPG	RPG	APG	SPG	BPG	MPG	FG%	3G%	FT%
2012	---	---	---	---	---	---	---	18th	---
2013	11th	---	---	---	---	---	---	7th	4th
2014	---	---	---	---	---	---	---	---	---
2015	6th	---	21st	---	---	20th	---	19th	22nd
2017	---	---	---	---	---	---	---	---	---
2018	---	---	---	---	---	---	---	17th	---
2019	---	---	---	---	---	---	---	8th	---
2020	---	---	---	---	---	---	---	12th	---
2021	---	---	---	---	---	---	---	5th	---
2022								21st	

Milestones Reached				Upcoming Milestones		
Mark	Opponent	Date	Gm. #	Mark	Category	Current
1st Pt	San Antonio	May 19, 2012	1	3,000	Points	2,659
1,000th Pt.	@ Los Angeles	July 3, 2015	83	1,000	Rebounds	565
2,000th Pt.	Seattle	Aug. 1, 2020	183	400	Assists	387
				300	Steals	261

Reb	Asts	Double-Doubles	Scoring						
Year	10+	10+		Year	10+	20+	30+	40+	50+
2012	0	0	0	2012	18	3	0	0	0
2013	0	0	0	2013	17	9	1	1	1
2014	0	0	0	2014	3	1	0	0	0
2015	0	0	0	2015	21	8	3	0	0
2017	0	0	0	2017	8	0	0	0	0
2018	0	0	0	2018	10	1	0	0	0
2019	0	0	0	2019	12	4	1	0	0
2020	0	0	0	2020	12	3	0	0	0
2021	0	0	0	2021	16	3	0	0	0
2022	0	0	0	2022	5	0	0	0	0
2023	0	0	0	2023	0	0	0	0	0
Totals	0	0	0	Totals	122	32	5	1	1

Regular Season Highs				CAREER			
2023 -- DNP				PTS	51	@ San Antonio	Sept. 8, 2013
PTS				REBS	9	Seattle	Sept. 12, 2013
ASTS				ASTS	6	3x, Last vs. Phoenix	Aug. 18, 2015
STLS				STLS	5	3x, Last vs. Phoenix	June 6, 2014
BLKS				BLKS	2	7x, Last vs. Dallas	July 11, 2021
MINs				MINs	40	@ Atlanta	July 14, 2019

Career Regular Season Statistics																												
Year	Tm	G	GS	MP	FG	FGA	FG%	3P	3PA	3P%	2P	2PA	2P%	eFG%	FT	FTA	FT%	OR	DR	REB	RPG	A	S	B	TO	PF	PTS	PPG
2012	TUL	33	3	671	116	337	.344	38	117	.325	78	220	.355	.401	75	91	.824	25	55	80	2.4	69	51	9	47	65	345	10.5
2013	TUL	27	6	612	139	350	.397	45	118	.381	94	232	.405	.461	99	110	.900	14	50	64	2.4	49	27	7	40	59	422	15.6
2014	TUL	11	2	174	28	69	.406	6	27	.222	22	42	.524	.449	14	15	.933	5	15	20	1.8	13	15	2	15	16	76	6.9
2015	TUL	29	20	813	130	369	.352	56	162	.346	74	207	.357	.428	136	160	.850	16	84	100	3.4	74	43	15	47	78	452	15.6
2017	LAS	23	6	408	45	140	.321	20	74	.270	25	66	.379	.393	38	44	.864	6	26	32	1.4	16	19	3	26	42	148	6.4
2018	LAS	33	3	546	81	199	.407	48	128	.375	33	71	.465	.528	24	30	.800	12	34	46	1.4	22	22	3	16	52	234	7.1
2019	LAS	23	14	593	93	242	.384	54	138	.391	39	104	.375	.496	44	50	.880	13	47	60	2.6	37	26	4	28	58	284	12.3
2020	LAS	21	4	444	81	186	.435	43	102	.422	38	84	.452	.551	16	18	.889	3	35	38	1.8	31	24	7	19	41	221	10.5
2021	LVA	32	32	833	114	257	.444	63	151	.417	51	106	.481	.566	46	50	.920	6	77	83	2.6	51	24	12	21	47	337	10.5
2022	LVA	21	0	377	45	118	.381	34	93	.366	11	25	.440	.525	16	21	.762	5	37	42	2.0	25	9	3	6	35	140	6.7
2023	LVA																											
Career		253	90	5471	872	2267	.385	407	1110	.367	465	1157	.402	.474	508	589	.862	105	460	565	2.2	387	261	64	265	493	2659	10.5



PLAYER PROFILES



A'JA WILSON

#22

Center/Forward 6-4 South Carolina '18 6th Year

WNBA Career

- 2022 WNBA Champion
- 2022 & 2020 WNBA M'VP
- 2022 WNBA Defensive Player of the Year
- 2022 WNBA All-Defensive First Team
- 2022 & 2020 All-WNBA First Team
- 2021 All-WNBA Second Team
- 2020 WNBA All-Defensive Second Team
- 2023, 2022, 2021, 2019 & 2018 WNBA All-Star
- 2023, 2022 & 2019 All-Star Team Captain
- 2023 & 2022 WNBA All-Star Leading Vote-Getter
- 2018 WNBA Rookie of the Year (unanimous)
- 2018 WNBA All-Rookie Team
- 6-time Western Conference Player of the Month
- 11-time Western Conference Player of the Week

International Career

- 2020 Olympic gold medalist (USA 5x5)
- 2022, 2018 FIBA World Cup gold medalist (USA 5x5) & 2022 FIBA World Cup M'VP.

Collegiate Career

- 2017 NCAA Champion
- 2017 Final Four Most Outstanding Player
- 2018 National Player of the Year (consensus)
- 4-time All-American
- 2-time SEC Defensive Player of the Year

2023 (Las Vegas)

- Named June Western Conference Player of the Month...WNBA All-Star leading vote-getter ...Earned 11th Western Conference Player of the Week honor for the week ending June 25...Hit 11-of-13 from the line at LA on May 25.

2022 (Las Vegas)

- Named WNBA MVP for 2nd time (7th player with multiple MVPs) ... Led or tied for the team lead in scoring 16 times, and in rebounding 22 times ... Named Western Conference Player of the Week on May 16, May 30, June 21, June 25 and Aug. 15 ... Named WNBA Western Conference Player of the Month for May and July ... Set franchise record for most consecutive games scoring 20+ points (8)

2021 (Las Vegas)

- Led or tied for the team lead in scoring 12 times, in rebounding 14 times, and in assists 6 times ... Named WNBA Western Conference Player of the Month for June ... Named WNBA Western Conference Player of the Week (July 4)

2020 (Las Vegas)

- Named WNBA MVP (5th youngest in history) ... Named Western Conference Player of the Week (August 10, September 14) ... Named Western Conference Player of the Month (August, September) ... Tied a franchise record for most made free throws in a game without a miss when she went 12 for 12 at Dallas on August 25 ... Made 25 straight free throws—longest streak of her career

2019 (Las Vegas)

- Led or tied for the team lead in scoring 11 times, in rebounding 9 times, and in assists 1 time ... Named WNBA Western Conference Player of the Week on June 24 and July 1 ... Scored a career-high 39 points vs. Indiana on June 29, which tied the franchise record for points in a game ... Sprained her ankle and had to leave the game in the 3rd quarter at Seattle on July 19, and missed 8 games ... Posted 3 games of 20+ points and 10+ rebounds

2018 (Las Vegas)

- Named Western Conference Player of the Week (July 9) ... Led the W in free throw attempts and made free throws ... Set franchise records for made field goals, field goal attempts, made free throws, free throw attempts, points and scoring average ... Tied the program record for most made free throws (14) and most free throw attempts (18) in a game against Washington on June 1 ... Set the franchise record for most made field goals in a game (16 at Indiana on June 12) ... Scored the second most points by a rookie (35) in franchise history at Indiana on June 12 ... Recorded 7 games of at least 20 points and 10 rebounds

Personal

- Enjoys eating Chipotle and Chik-fil-A ... Father, Roscoe, played professional basketball internationally for 10 years ... Is dyslexic ... Is a member of the WNBA and WNBPA Social Justice Council ... First WNBA player to partner with Mountain Dew

Go to A'ja Wilson's complete bio online

- Online bio includes items such as expanded WNBA statistics, more notes, college, international and USA Basketball statistics, and more!

Record Without

Year	Games Missed	Record With	Record Without
2018	0	14-19	0-0
2019	8	15-11	6-2
2020	0	18- 4	0-0
2021	0	24- 8	0-0
2022	0	26-10	0-0
2023	0	23- 2	0-0
Totals	0	120-54	6-2

PLAYER PROFILES



Season Highs

	Pts	Rebs	Asts	Stls	Blks	Min	FG	FGA	3G	3GA	FT	FTA
2018	35	16	8	3	7	39:32	16	24	0	0	14	18
2019	39	12	5	3	7	40:52	14	20	0	1	11	14
2020	31	16	4	4	5	38:52	11	21	0	0	12	12
2021	30	15	8	4	3	43:18	10	24	1	1	12	12
2022	35	16	5	4	5	37:56	13	24	3	5	13	15
2023	35	15	5	3	6	36:27	14	18	1	3	11	16

WNBA Rankings

	PPG	RPG	APG	SPG	BPG	MPG	FG%	3G%	FT%
2018	3rd	6th	---	---	6th	16th	24th	---	---
2019	7th	17th	---	---	4th	---	---	---	---
2020	2nd	6th	---	24th	1st	10th	21st	---	---
2021	6th	8th	21st	---	11th	10th	21st	---	10th
2022	5th	2nd	---	12th	1st	19th	12th	16th	---

Milestones Reached

Mark	Opponent	Date	Gm. #
1st Pt	@ Connecticut	May 20, 2018	1
1,000th Pt	Phoenix	Aug. 20, 2019	53
2,000th Pt	Washington	Aug. 17, 2021	104
3,000th Pt	@ Connecticut	June 8, 2023	157
1,000th Reb	@ Chicago	May 28, 2022	122

Upcoming Milestones

Mark	Category	Current
4,000	Points	3,367
1,500	Rebounds	1,493
400	Assists	390
400	Blocked Shots	312
200	Steals	179

	Reb	Asts	Double-Doubles		Scoring				
Year	10+	10+	Pt/Reb	Pt/Ast	Year	10+	20+	30+	40+
2018	10	0	10	0	2018	33	18	3	0
2019	3	0	3	0	2019	23	7	1	0
2020	7	0	7	0	2020	22	15	1	0
2021	17	0	17	0	2021	30	14	1	0
2022	17	0	17	0	2022	34	20	1	0
2023	16	0	15	0	2023	24	17	1	0
Totals	70	0	69	0	Totals	166	91	8	0

Regular Season Highs

2023

PTS	35	@ Minnesota	July 22
REBS	15	@ Seattle	July 20
ASTS	5	Connecticut	July 1
STLS	3	7x, last @ Chicago	July 25
BLKS	6	Dallas	July 30
MINS	36:27	Dallas	July 30

CAREER

PTS	39	Indiana (OT)	June 29, 2019
REBS	16	4x, Last vs. Seattle	June 29, 2022
ASTS	8	2x, last @ Dallas	July 11, 2021
STLS	4	4x, Last vs. Chicago	Aug. 11, 2022
BLKS	7	2x, last @ Atlanta	Sept. 5, 2019
MINS	43	@ Minnesota	June 25, 2021

Career Regular Season Statistics

Year	Tm	G	GS	MP	FG	FGA	FG%	3P	3PA	3P%	2P	2PA	2P%	eFG%	FT	FTA	FT%	OR	DR	REB	RPG	A	S	B	TO	PF	PTS	PPG
2018 *	LVA	33	33	1010	245	530	.462	0	0	---	245	530	.462	.462	192	248	.774	66	198	264	8.0	74	27	55	46	68	682	20.7
2019 *	LVA	26	25	739	158	330	.479	0	1	.000	158	329	.480	.479	114	144	.792	42	125	167	6.4	47	13	45	56	52	430	16.5
2020	LVA	22	22	697	166	346	.480	0	0	---	166	346	.480	.480	118	151	.781	34	154	188	8.5	45	27	44	35	49	450	20.5
2021 *	LVA	32	32	1021	207	466	.444	1	1	1.000	206	465	.443	.445	169	193	.876	63	235	298	9.3	98	28	40	46	49	584	18.3
2022 *	LVA	36	36	1080	260	519	.501	31	83	.373	229	436	.525	.531	152	187	.813	66	273	339	9.4	75	52	70	61	76	703	19.5
2023	LVA	25	25	770	187	339	.552	5	20	.250	182	319	.571	.559	139	179	.777	52	184	236	9.4	51	31	58	37	57	518	20.7
Career		174	173	5318	1223	2530	.483	37	105	.352	1186	2425	.489	.491	884	1102	.802	324	1169	1493	8.6	390	179	312	282	351	3367	19.4



PLAYER PROFILES



JACKIE YOUNG

#0

Guard

5-11

Notre Dame '19

5th Year

- WNBA Career

 - 2022 WNBA Championship
 - 2022 WNBA Most Improved Player Award Winner
 - 2023 & 2022 WNBA All-Star
 - 1-time Western Conference Player of the Week
- International Career

 - 2020 Olympic gold medalist (USA 3x3)
- Collegiate Career

 - 2019 NCAA Champion
 - 2019 ACC Tournament MVP
- High School Career

 - 2016 Naismith Player of the Year
 - 2016 Indiana's Miss Basketball
- 2023 (Las Vegas)

 - All-Star Game starter...Scored a career-high 30 points (12-18 FGs, 4-7 3pt FGs, 2-4 FTs) at Los Angeles on May 25...
- 2022 (Las Vegas)

 - Led or tied for the team lead in scoring 5 times, in assists 7 times, and in rebounds 3 times ... Named Western Conference Player of the Week for May 16-22 ... Injured her ankle early in the 4th Q vs. CT on 6/2 ... DNP 6/5 and 6/11 (right ankle sprain) ... Named to her first All-Star Team as a starter (2nd leading vote-getter among guards)
- 2021 (Las Vegas)

 - Led or tied for the team lead in assists 5 times, in scoring 4 times, and in rebounding 2 times
- 2020 (Las Vegas)

 - Led or tied for the team lead in scoring on 2 occasions, in rebounding 2 times, and in assists 3 times
- 2019 (Las Vegas)

 - Led or tied for the team lead in assists on 18 occasions, and in scoring 1 time
- Collegiate Honors & Notes (Notre Dame)

 - Ranked 3rd in the nation among guards in FG% ... Was one of only 4 players in the nation to average more than 14.0 points, 7.0 rebounds and 5.0 assists during her final year at Notre Dame
- Go to Jackie Young's complete bio online

 - Online bio includes items such as expanded WNBA statistics, more notes, college, international and USA Basketball statistics, and more!

Team Record Without			
Year	Games Missed	Record With	Record Without
2019	0	21-13	0-0
2020	0	18- 4	0-0
2021	0	24- 8	0-0
2022	2	24-10	2-0
2023	0	23- 2	0-0
Totals	2	110-37	2-0

PLAYER PROFILES



Season Highs												
	PTS	REBS	ASTS	STLS	BLKS	MIN	FG	FGA	3G	3GA	FT	FTA
2019	17	10	10	3	2	35:08	5	14	2	3	9	12
2020	20	7	9	4	1	32:42	8	15	1	2	5	6
2021	29	10	6	4	2	40:27	14	19	1	3	10	10
2022	26	9	9	3	2	41:21	9	19	4	7	8	8
2023	30	8	8	4	1	37:31	12	18	5	9	8	9

WNBA Rankings									
	PPG	RPG	APG	SPG	BPG	MPG	FG%	3G%	FT%
2019	---	---	---	---	---	---	---	---	---
2020	---	---	23rd	---	---	---	16th	---	---
2021	25th	---	18th	23rd	---	11th	11th	---	21st
2022	12th	---	14th	13th	---	3rd	22nd	3rd	13th

Milestones				Upcoming Milestones		
Mark	Opponent	Date	Gm. #	Mark	Category	Current
1st Pt	Los Angeles	May 26, 2019	1	2,000	Points	1,864
1,000th Pt	Los Angeles	May 23, 2022	96	600	Rebounds	585
500th Ast	New York	June 29, 2023	137	600	Assists	548
				200	Steals	159

Reb	Asts	Double Doubles				Scoring			
Year	10+	10+	Pt/Reb	Pt/Ast	Reb-Ast	Year	10+	20+	30+
2019	1	1	0	0	1	2019	7	0	0
2020	0	0	0	0	0	2020	12	2	0
2021	2	0	2	0	0	2021	21	4	0
2022	0	0	0	0	0	2022	30	11	0
2023	0	0	0	0	0	2023	24	11	1
Totals	3	1	2	0	1	Totals	94	28	1

Regular Season Highs						CAREER					
2023	PTS	30	@	Los Angeles	May 25	PTS	30	@	Los Angeles	May 25, 2023	
	REBS	8	@	Seattle	July 20	REBS	11	@	Seattle	May 18, 2021	
	ASTS	8		2x, last @ Minnesota	July 9	ASTS	10		2x, last vs. Phoenix	Aug. 20, 2019	
	STLS	4	@	Los Angeles	May 25	STLS	4		3x, last @ Los Angeles	May 25, 2023	
	BLKS	1		4x, last vs. Dallas	July 30	BLKS	2		4x, last vs. Chicago	May 28, 2022	
	MINS	37:31	@	Chicago	July 25	MINS	41		Washington	June 25, 2022	

Career Regular Season Statistics																												
Year	Tm	G	GS	MP	FG	FGA	FG%	3P	3PA	3P%	2P	2PA	2P%	eFG%	FT	FTA	FT%	OR	DR	REB	RPG	A	S	B	TO	PF	PTS	PPG
2019	LVA	34	34	767	76	236	.322	14	44	.318	62	192	.323	.352	59	73	.808	23	88	111	3.3	153	26	12	53	47	225	6.6
2020	LVA	22	0	568	93	189	.492	3	13	.231	90	176	.511	.500	52	61	.852	18	77	95	4.3	67	15	2	35	39	241	11.0
2021	LVA	32	32	1018	155	307	.505	5	20	.250	150	287	.523	.513	75	90	.833	21	110	131	4.1	103	36	11	47	58	390	12.2
2022 *	LVA	34	34	1129	191	401	.476	50	116	.431	141	285	.495	.539	110	128	.859	43	105	148	4.4	132	48	8	43	81	542	15.9
2023	LVA	25	25	787	166	305	.544	58	122	.475	108	183	.590	.639	76	93	.817	13	88	101	4.0	93	34	4	42	39	466	18.6
Career		147	125	4267	681	1437	.474	130	315	.413	551	1122	.491	.519	372	445	.836	117	468	585	4.0	548	159	37	220	264	1864	12.7



2023 REGULAR SEASON STATISTICS



LAS VEGAS ACES (23-2)

PLAYER				-FIELD GOALS-			-3-POINT FG--			-FREE THROWS-			--REBOUNDS--			AST	PF	DQ	STL	TO	BLK	PTS	AVG
	G	GS	MIN	FG	FGA	PCT	FG	FGA	PCT	FT	FTA	PCT	OFF	DEF	TOT								
Wilson	25	25	770	187	339	.552	5	20	.250	139	179	.777	52	184	236	51	57	0	32	37	58	518	20.7
Plum	24	24	758	166	329	.505	54	144	.375	86	94	.915	6	57	63	100	54	0	23	53	0	472	19.7
Young	25	25	787	166	305	.544	58	122	.475	76	93	.817	13	88	101	93	39	0	34	42	4	466	18.6
Gray	25	25	803	137	273	.502	40	90	.444	63	69	.913	6	85	91	173	46	0	38	64	14	377	15.1
Parker	18	18	425	60	129	.465	17	51	.333	25	28	.893	16	81	97	67	35	0	27	31	16	162	9.0
Clark	25	1	543	63	130	.485	34	80	.425	16	19	.842	15	60	75	24	59	0	15	17	3	176	7.0
Bell	22	0	233	31	85	.365	11	42	.262	1	4	.250	6	22	28	8	24	0	11	8	4	74	3.4
Stokes	25	7	487	28	54	.519	3	16	.188	8	15	.533	28	114	142	16	43	0	12	10	28	67	2.7
George	17	0	128	16	55	.291	5	29	.172	0	0	---	9	23	32	7	19	0	3	17	4	37	2.2
Colson	15	0	64	4	6	.667	2	4	.500	3	4	.750	0	5	5	15	13	0	2	3	1	13	0.9
Joens (TOT)	9	0	17	1	5	.200	0	3	.000	0	2	.000	0	2	2	0	0	0	1	0	0	2	0.2
Joens (LV)	1	0	3	0	1	.000	0	1	.000	0	0	---	0	0	0	0	0	0	0	0	0	0	0.0
ACES	25	-	5000	858	1706	.503	229	599	.382	417	505	.826	151	719	870	554	389	0	197	302	132	2362	94.5
OPPONENTS	25	-	5000	761	1794	.424	176	521	.338	282	380	.742	207	638	845	472	460	0	163	345	74	1980	79.2

PLAYER	-- SINGLE-GAME HIGHS --							AVERAGE PER GAME							-CAREER HIGHS (C=SET, T=TIED THIS SEASON)-						
	MIN	REB	AST	ST	TO	BL	PTS	MIN	REB	AST	STL	TO	BLK	PTS	FG	FGA	FT	FTA	REB	AST	PTS
Wilson	36	15	5	3	3	6	35	30.8	9.4	2.0	1.28	1.5	2.32	20.7	16	24	14	18	16	8	39
Plum	36	6	8	5	4	0	40	31.6	2.6	4.2	0.96	2.2	0.00	19.7	14C	22	9	11	9	13	40C
Young	38	8	8	4	5	1	30	31.5	4.0	3.7	1.36	1.7	0.16	18.6	14	19	10	12	11	10	30C
Gray	37	8	12	4	6	2	27	32.1	3.6	6.9	1.52	2.6	0.56	15.1	11	21	11	11T	10	14	33
Parker	26	12	8	5	5	3	15	23.6	5.4	3.7	1.50	1.7	0.89	9.0	15	28	14	17	20	11	40
Clark	35	8	4	2	4	1	12	21.7	3.0	1.0	0.60	0.7	0.12	7.0	9	14	8	8	10	7	23
Bell	16	5	1	2	2	2	12	10.6	1.3	0.4	0.50	0.4	0.18	3.4	5C	8C	2	2T	5T	2	12T
Stokes	31	17	2	2	2	4	7	19.5	5.7	0.6	0.48	0.4	1.12	2.7	6	12	11	12	17T	7	23
George	16	5	2	1	4	2	6	7.5	1.9	0.4	0.18	1.0	0.24	2.2	6	11	4	4	14	3	14
Colson	10	2	3	1	1	1	5	4.2	0.3	1.0	0.13	0.2	0.07	0.9	5	11	8	11	4	8	17
Joens (TOT)	3	2	0	1	0	0	2	1.9	0.2	0.0	0.11	0.0	0.00	0.2	1C	1C	0	2C	2C	0	2C
Joens (LV)	3	0	0	0	0	0	0	2.8	0.0	0.0	0.00	0.0	0.00	0.0							
ACES	200	50	32	16	20	11	113	200.0	34.8	22.2	7.88	12.1	5.28	94.5	43T	91	42	56	56	33	118
OPPONENTS	200	42	28	16	19	6	95	200.0	33.8	18.9	6.52	13.8	2.96	79.2	46	92	40	51	57	35	116

ATLANTA DREAM (14-11)

PLAYER				-FIELD GOALS-			-3-POINT FG--			-FREE THROWS-			--REBOUNDS--			AST	PF	DQ	STL	TO	BLK	PTS	AVG
	G	GS	MIN	FG	FGA	PCT	FG	FGA	PCT	FT	FTA	PCT	OFF	DEF	TOT								
Gray	25	25	832	155	317	.489	30	77	.390	116	145	.800	34	96	130	88	59	1	27	54	8	456	18.2
Howard	25	25	811	149	364	.409	70	184	.380	80	103	.777	19	96	115	81	72	0	35	52	14	448	17.9
Parker	25	23	624	127	269	.472	8	33	.242	74	87	.851	60	115	175	41	66	1	29	63	37	336	13.4
McDonald	10	5	257	29	79	.367	11	41	.268	18	25	.720	2	21	23	30	16	0	2	15	0	87	8.7
Coffey	25	25	546	68	155	.439	28	66	.424	10	16	.625	13	112	125	42	52	0	12	30	29	174	7.0
Durr	25	0	320	51	137	.372	17	51	.333	29	36	.806	3	31	34	22	23	0	7	22	3	148	5.9
Robinson	17	13	317	36	74	.486	6	12	.500	7	11	.636	4	34	38	53	40	1	9	24	3	85	5.0
Billings	24	2	352	40	96	.417	0	1	.000	36	41	.878	31	67	98	15	46	0	10	21	9	116	4.8
Jones	25	6	419	38	115	.330	4	20	.200	20	28	.714	8	55	63	68	54	1	12	40	11	100	4.0
Hillmon	25	1	320	34	66	.515	0	1	.000	25	31	.806	26	50	76	19	34	0	7	25	3	93	3.7
Amihere	13	0	105	12	28	.429	0	1	.000	18	32	.562	2	12	14	3	15	0	2	9	8	42	3.2
Mikesell	6	0	29	5	10	.500	3	7	.429	4	4	1.000	0	2	2	2	0	0	0	1	0	17	2.8
Rupert	7	0	74	6	14	.429	3	8	.375	2	4	.500	4	17	21	5	10	0	5	6	4	17	2.4
Cubaj	3	0	19	0	1	.000	0	0	---	0	0	---	0	7	7	0	4	0	0	1	1	0	0.0
DREAM	25	-	5025	750	1725	.435	180	502	.359	439	563	.780	206	715	921	469	491	4	157	386	130	2119	84.8
OPPONENTS	25	-	5025	741	1754	.422	186	571	.326	447	565	.791	208	687	895	478	499	3	203	353	109	2115	84.6

	-- SINGLE-GAME HIGHS --							AVERAGE PER GAME							-CAREER HIGHS (C=SET, T=TIED THIS SEASON)-						
PLAYER	MIN	REB	AST	ST	TO	BL	PTS	MIN	REB	AST	STL	TO	BLK	PTS	FG	FGA	FT	FTA	REB	AST	PTS
Gray	45	10	7	3	6	2	27	33.3	5.2	3.5	1.08	2.2	0.32	18.2	10C	19	10C	12C	14	10	27C
Howard	40	10	8	5	5	4	43	32.4	4.6	3.2	1.40	2.1	0.56	17.9	14C	30	12	17	10C	8C	43C
Parker	37	14	3	4	6	4	25	25.0	7.0	1.6	1.16	2.5	1.48	13.4	10T	19C	12	12T	15	5	25C
McDonald	30	3	7	1	4	0	18	25.7	2.3	3.0	0.20	1.5	0.00	8.7	7	17	7C	9C	8	7C	20
Coffey	34	13	6	2	6	4	16	21.9	5.0	1.7	0.48	1.2	1.16	7.0	8	14	7	10	13C	6T	23
Durr	18	3	3	1	3	1	15	12.8	1.4	0.9	0.28	0.9	0.12	5.9	10	17	5T	7C	4	4	23
Robinson	33	9	6	3	3	1	14	18.6	2.2	3.1	0.53	1.4	0.18	5.0	14	19	11	11	10	13	36
Billings	23	9	3	1	3	2	12	14.7	4.1	0.6	0.42	0.9	0.38	4.8	10	14	10	12	16	5	30
Jones	37	9	9	2	5	2	13	16.8	2.5	2.7	0.48	1.6	0.44	4.0	5C	11C	5C	6C	9C	9C	13C
Hillmon	25	8	4	1	3	1	13	12.8	3.0	0.8	0.28	1.0	0.12	3.7	6T	10	6C	6C	14	4T	13T
Amihere	17	5	2	1	2	2	9	8.1	1.1	0.2	0.15	0.7	0.62	3.2	3C	4C	7C	12C	5C	2C	9C
Mikesell	8	1	1	0	1	0	9	4.9	0.3	0.3	0.00	0.2	0.00	2.8	2C	5C	4C	4C	1C	1C	9C
Rupert	18	7	3	2	2	1	6	10.6	3.0	0.7	0.71	0.9	0.57	2.4	5	7	1T	2T	7C	3T	13
Cubaj	10	3	0	0	1	1	0	6.2	2.3	0.0	0.00	0.3	0.33	0.0	2	3	0	0	6	2	4
DREAM	225	45	30	11	26	8	112	201.0	36.8	18.8	6.28	15.4	5.20	84.8	45	96	36	49	54	32	112C
OPPONENTS	225	46	29	13	16	9	110	201.0	35.8	19.1	8.12	14.1	4.36	84.6	45	103	40	44	63	31	118

Las Vegas Aces

M E D I A C H E A T S H E E T



KIERSTAN BELL
G 6-1 176
FGCU 2nd Yr.



ALYSHA CLARK
F 5-11 167
Middle Tenn. 11th Yr.




SYDNEY COLSON
G 5-8 140
Texas A&M 9th Yr.



CAYLA GEORGE
C/F 6-4 192
Australia 4th Yr.



CHELSEA GRAY
G 5-11 170
Duke 9th Yr.



ASHLEY JOENS
G 6-0 160
Iowa State 1st Yr.



CANDACE PARKER
F/C 6-4 184
Tennessee 16th Yr.



KELSEY PLUM
G 5-8 145
Washington 6th Yr.




KIAH STOKES
C 6-3 191
Connecticut 8th Yr.



RIQUNA WILLIAMS
G 5-7 165
Miami 11th Yr.



A'JA WILSON
F 6-4 195
South Carolina 6th Yr.



JACKIE YOUNG
G 6-0 165
Notre Dame 5th Yr.



BECKY HAMMON
Head Coach



NATALIE NAKASE
Assistant Coach



TYLER MARSH
Assistant Coach



CHARLENE THOMAS-SWINSON
Assistant Coach



TERA GIROUX
Assistant Medical Director



BANDELE TALIB JR.
Head Athletic Trainer



JEREMIAH WELCH
Performance Coach



KRISTIN MOORE
Equipment Manager

PRONUNCIATION GUIDE

- 1 Kierstan Bell
- 7 Alysha Clark
- 41 Kiah Stokes
- 2 Riquna Williams
- 22 A'ja Wilson

Natalie Nakase
Tera Giroux
Bandel Talib

PRO-NUN-C-A-SHUN GUYD

KEER-stin
uh-LEE-sha
KEE-uh
rih-QWAHN-uh
A-zhuh (like the continent, Asia)

nuh-KAH-say
TAIR-up guh-ROO
ban-DELL tah-LEEB