

# ATLANTA DREAM BASKETBALL

2023 GAME NOTES

#DoltForTheDream

## 2023 REGULAR SEASON SCHEDULE

Date	Opponent	Time (ET) / Result	TV / Stream
May 20	at Dallas	L, 78-85	ABC
May 23	at Minnesota	W, 83-77	Twitter, BSSE
May 28	vs. Indiana*	L, 90-87	NBA TV, BSSE
May 30	vs. Chicago*	W, 65-83	Twitter, BSSE
June 2	vs. Las Vegas	L, 92-87	ION TV
June 9	vs. New York*	7:30 p.m.	ION TV
June 11	vs. Connecticut*	4:00 p.m.	ESPN3, BSSO
June 13	at New York*	8:00 p.m.	CBSSN, BSSE
June 15	at Connecticut*	7:00 p.m.	Amazon, BSSO
June 18	at Indiana*	4:00 p.m.	CBSSN, BSSO
June 20	at Dallas	8:00 p.m.	NBA TV, BSSE
June 23	vs. New York	7:30 p.m.	ION TV
June 28	at Washington*	7:00 p.m.	NBA TV, BSSE
June 30	vs. Washington*	7:00 p.m.	ION TV
July 2	vs. Los Angeles	3:00 p.m.	ESPN3, BSSO
July 5	at Los Angeles	10:00 p.m.	CBSSN, BSSE
July 7	at Chicago*	8:00 p.m.	ION TV
July 9	at Chicago	8:00 p.m.	BSSE
July 12	vs. Seattle	7:00 p.m.	BSSE
July 18	vs. Minnesota	7:00 p.m.	NBA TV, BSSE
July 20	at Connecticut	11:30 a.m.	NBA TV, BSSE
July 22	vs. Connecticut	1:00 p.m.	ESPN
July 25	vs. Phoenix	7:00 p.m.	ESPN
July 27	at New York	7:00 p.m.	Amazon, BSSE
July 30	vs. Washington	3:00 p.m.	ESPN3, BSSO
Aug 1	at Las Vegas	10:00 p.m.	BSSE
Aug 3	at Phoenix	10:00 p.m.	Amazon, BSSO
Aug 6	vs. Indiana	3:00 p.m.	ESPN3, BSSO
Aug 10	at Seattle	10:00 p.m.	NBA TV, BSSE
Aug 12	at Los Angeles	7:30 p.m.	BSSO
Aug 13	at Las Vegas	9:00 p.m.	CBSSN, BSSE
Aug 18	vs. Chicago	7:30 p.m.	ION TV
Aug 22	vs. Las Vegas	7:00 p.m.	CBSSN, BSSE
Aug 25	vs. Los Angeles	8:00 p.m.	ION TV
Aug 27	at Indiana	4:00 p.m.	NBA TV, BSSO
Aug 29	vs. Phoenix	7:00 p.m.	BSSE
Sept 1	at Minnesota	8:00 p.m.	ION TV
Sept 6	vs. Seattle	7:00 p.m.	NBA TV, BSSE
Sept 8	at Washington	7:00 p.m.	ION TV
Sept 10	vs. Dallas	1:00 p.m.	BSSO

\* Commissioner's Cup game

BSSO = Bally Sports South / BSSE = Bally Sports Southeast

CBSSN = CBS Sports Network / Amazon = Amazon Prime Video

## 2023 WNBA Standings

as of Wednesday, June 7

#1	Las Vegas Aces	7-0
#2	Connecticut Sun	6-2
#3	New York Liberty	4-2
#4	Chicago Sky	5-3
#5	Dallas Wings	4-3
#6	Washington Mystics	3-3
#7	Los Angeles Sparks	3-3
#8	Atlanta Dream	2-3
#9	Seattle Storm	1-4
#10	Phoenix Mercury	1-4
#11	Indiana Fever	1-5
#12	Minnesota Lynx	1-6



## ATLANTA DREAM vs NEW YORK LIBERTY

Atlanta, Ga. • Gateway Center Arena

Friday, June 9 at 7:30 p.m. ET

Game 6 • ION TV

PxP: Angel Gray • Analyst: LaChina Robinson



## PROBABLE STARTERS

G #13 HALEY JONES 6-1 | 187 | Rookie | Stanford

2023: In her breakout game, Jones scored 13 points, 3 rebounds, 2 assist, a block and a steal in her 19 minutes against Chicago (5/30). Jones joined Angel McCoughy as the only other Dream rookie in history to record 10+ points, 3+ rebounds, 2+ assists and 2+ stocks in under 20 minutes against Chicago (5/30).

G #15 ALLISHA GRAY 6-1 | 167 | 6 yrs | South Carolina

2023: Scored 10 points with 7 rebounds and 7 assists in Dream's season opener at Dallas (5/20), her former team ... Led the team with a career-high-tying 26 points at Minnesota (5/23), adding 10 rebounds for her 7<sup>th</sup> career double-double. Gray posted 19 points, 4 rebound and 4 assists in her debut home game for the Dream (5/28).

G #10 RHYNE HOWARD 6-2 | 175 | 1 yr | Kentucky

2023: First career double-double with a team-leading 20 points and career-best 10 rebounds at Dallas (5/20). Dropped a season-high 23 points in the home opener against Indiana, shooting 43% behind the arc (5/28). Howard has 97 three pointers through 39 WNBA games - the record for least amount of games to hit 100 is 41 games, held by Cynthia Cooper (1998).

F #12 NIA COFFEY 6-1 | 182 | 6 yrs | Northwestern

2023: Through the first five games of 2023, Nia Coffey has established herself as the team's anchor on defense. Coffey is averaging 2.2 blocks per game which ranks 3rd in the entire league. Coffey pulled down a team high 8 rebounds and had 3 blocks in the Dream's dominate victory against Chicago (5/30).

C #32 CHEYENNE PARKER 6-4 | 193 | 8 yrs | Middle Tennessee

2023: Scored a career-high 25 points against the Las Vegas Aces (6/2), also recording her second double-double for the season with 11 rebounds. Through 5 games Parker is averaging 17.2 ppg (t-12th) and 7.6 rebounds (14th).

## 2023 RECORDS

2023	Record	Home	Road	OT
Overall	2-3	1-2	1-1	-
Eastern	1-2	1-1	0-1	-
Western	1-1	0-0	1-1	-
Commissioner's Cup	1-1	1-1	0-0	-

## GAME STATUS REPORT

Aari McDonald - OUT (Left Shoulder)

Danielle Robinson - OUT (Left Knee)

Iliana Rupert - Temporarily Suspended (Overseas Commitment)

## RECENT TRANSACTIONS

June 5, 2023 - The Atlanta Dream signed guard Taylor Mikesell.

June 3, 2023 - The Atlanta Dream waived forward Lorela Cubaj.

May 18, 2023 - Atlanta Dream suspended the contract of Iliana Rupert (Temporary, Overseas Obligations).

## 2023 ATLANTA DREAM ROSTER

#	Player	Pronouns	Pos	Ht	Wt	DOB	Exp	From	Instagram
00	Naz Hillmon	she/her	F	6-2	190	April 5, 2000	1	Michigan/USA	@naz_hillmon
2	Aari McDonald	she/her	G	5-6	141	Aug. 20, 1998	2	Arizona/USA	@aarimcdonald
3	Danielle Robinson	she/her	G	5-9	137	May 10, 1989	11	Oklahoma/USA	@danirob13
7	Laeticia Amihere	she/her	F	6-4	185	July 10, 2001	R	South Carolina/Canada	@_theblackqueen_
10	Rhyne Howard	she/her	G	6-2	175	April 29, 2000	1	Kentucky/USA	@rhyne.howard
12	Nia Coffey	she/her	F	6-1	182	June 11, 1995	6	Northwestern/USA	@niacoffey
13	Haley Jones	she/her	F-G	6-1	187	May 23, 2001	R	Stanford/USA	@haley.jonesss
15	Allisha Gray	she/her	G	6-0	160	Jan. 12, 1995	6	South Carolina/USA	@graytness_15
21	Iliana Rupert*	she/her	C	6-4	189	July 12, 2001	1	Tango Bourges/France	@iliana.12
23	AD Durr	they/them	G	5-10	151	April 5, 1997	2	Louisville/USA	@asiadurr
24	Taylor Mikesell	she/her	G	5-10	150	Sept. 30, 1999	R	Ohio State	@taylor_mikesell23
25	Monique Billings	she/her	F	6-4	185	May 2, 1996	5	UCLA/USA	@monique.billings
32	Cheyenne Parker	she/her	F	6-4	198	Aug. 22, 1992	8	Middle Tenn./USA	@1_born_queen

#	Player	Pronouns	Pos	Ht	Wt	DOB	Exp	From	Instagram
7	Laeticia Amihere	she/her	F	6-4	185	July 10, 2001	R	South Carolina/Canada	@_theblackqueen_
25	Monique Billings	she/her	F	6-4	185	May 2, 1996	4	UCLA/USA	@monique.billings
12	Nia Coffey	she/her	F	6-1	182	June 11, 1995	5	Northwestern/USA	@niacoffey
23	AD Durr	they/them	G	5-10	151	April 5, 1997	1	Louisville/USA	@asiadurr
15	Allisha Gray	she/her	G	6-0	160	Jan. 12, 1995	6	South Carolina/USA	@graytness_15
00	Naz Hillmon	she/her	F	6-2	190	April 5, 2000	R	Michigan/USA	@naz_hillmon
10	Rhyne Howard	she/her	G	6-2	175	April 29, 2000	R	Kentucky/USA	@rhyne.howard
13	Haley Jones	she/her	F-G	6-1	187	May 23, 2001	R	Stanford/USA	@haley.jonesss
2	Aari McDonald	she/her	G	5-6	141	Aug. 20, 1998	1	Arizona/USA	@aarimcdonald
24	Taylor Mikesell	she/her	G	5-10	150	Sept. 30, 1999	R	Ohio State	@taylor_mikesell23
32	Cheyenne Parker	she/her	F	6-4	198	Aug. 22, 1992	7	Middle Tenn./USA	@1_born_queen
3	Danielle Robinson	she/her	G	5-9	137	May 10, 1989	11	Oklahoma/USA	@danirob13
21	Iliana Rupert*	she/her	C	6-4	189	July 12, 2001	1	Tango Bourges/France	@iliana.12

\*Temporarily Suspended, Overseas Obligations

**Head Coach** – Tanisha Wright (second season, Penn State)

**Assistant Coach** - Vickie Johnson (first season, Louisiana Tech)

**Assistant Coach** - Paul Goriss (second season)

**Assistant Coach** - Barbara Turner (second season, Connecticut)

**Athletic Trainer** - Natalie Trotter (fourth season, Valdosta State/Troy)

**Basketball Technology + Content** - Sydney Durrah (fourth season, Maryland)

**Senior Director of Operations** - Brooklyn Cartwright (third season, Georgia Southern)

**Player Development Coach** - Dale McNeil (second season, Benedict College)

**Assistant Athletic Trainer / S&C Coach** - Katie Buria (second season, Wisconsin-River Falls)

### How The Team Was Built

Through the Draft:	Monique Billings, 15 <sup>th</sup> overall pick, 2018 Aari McDonald, 3 <sup>rd</sup> overall pick, 2021 Rhyne Howard, 1 <sup>st</sup> overall pick, 2022 Naz Hillmon, 15 <sup>th</sup> overall pick, 2022 Haley Jones, 6 <sup>th</sup> overall pick, 2023 Laeticia Amihere, 8 <sup>th</sup> overall pick, 2023
Via Trade:	AD Durr, 6/8/22 Danielle Robinson, 1/13/23 Allisha Gray, 1/18/23
Via Free Agency:	Cheyenne Parker, 2/1/21 Nia Coffey, 2/1/23 Iliana Rupert, 2/11/23 Taylor Mikesell, 6/5/23

### PRONUNCIATION GUIDE

Laeticia Amihere - luhTEE-shuh ah-ME-hear

Nia Coffey - NEE-uh

AD Durr - A. D.

Allisha Gray - AL-ee-shuh

Naz Hillmon - NAHZ

Rhyne Howard - like Ryan

Aari McDonald - AIR-ee

Iliana Rupert - ill-e-AH-nuh roo-PAIR

## QUICK FACTS

## GENERAL

Full Name: ..... Atlanta Dream  
 Location: ..... Atlanta, Ga.  
 Inaugural Season: ..... 2008  
 Colors: ..... Red, Gray, White, Blue  
 Owners: ..... Larry Gottesdiener, Suzanne Abair, Renee Montgomery  
 ..... Dream Pursued, LLC  
 TV: ..... Bally Sports/ABC/ESPN/CBS Sports Network

## COACHING STAFF

Head Coach: ..... Tanisha Wright  
 Years with Dream: ..... Second Season  
 Career Record as HC: ..... 16-25  
 Record with Dream as HC: ..... 16-25  
 Alma Mater: ..... Penn State  
 Assistant Coach: ..... Vickie Johnson (Louisiana Tech)  
 Assistant Coach: ..... Paul Goriss  
 Assistant Coach: ..... Barbara Turner (Connecticut)  
 Head Athletic Trainer: ..... Natalie Trotter (Valdosta State)  
 Sr. Director of Basketball Ops: ..... Brooklyn Cartwright (Georgia Southern)  
 Basketball Technology, Content: ..... Sydney Durrah (Maryland)  
 Player Development Coach: ..... Dale McNeil (Benedict)  
 Assistant AT / S&C Coach: ..... Katie Buria (UW-River Falls)

## TEAM INFORMATION

2022 Record: ..... 14-22  
 2022 Home Record: ..... 8-10  
 2022 Road Record: ..... 6-12  
 2022 vs. Eastern Conference: ..... 5-13

## DREAM HISTORY

First Year: ..... 2008 (15<sup>th</sup> Season)  
 Regular Season Record: ..... 222-281  
 Regular Season Home Record: ..... 134-118  
 Regular Season Road Record: ..... 88-163  
 Playoff Record: ..... 15-19 (9 Appearances)  
 Best Finish: ..... WNBA Finals (2010, 2011, 2013)  
 WNBA Championships: ..... 0  
 Eastern Conference Championships: ..... 3 (2010, 2011, 2013)



# HOW THE ATLANTA DREAM REBUILT A BROKEN WNBA FRANCHISE

M.A. VOEPEL FOR ESPN.COM

When they joined the Atlanta Dream in October 2021, coach Tanisha Wright and general manager Dan Padover took stock of their new WNBA team. It didn't take long.

Atlanta had just three players under contract -- one of whom had missed two-thirds of the 2021 season under suspension -- and a 2022 first-round draft pick. The Dream had gone a combined 23-65 from 2019 to 2021 and had a contentious separation from one of its former owners.

The mission for the new ownership group, front office and coaches was nothing short of an overhaul. But how do you fix a broken franchise? It starts from the top.

"Our league deserves owners who are just as passionate about this as we are," said Wright, who played in the WNBA for 14 seasons before becoming a coach. "I think that's exactly the type of ownership group that we have now: They're excited not only for the Atlanta Dream, but for the growth of the WNBA as a whole."

The Dream finished 2022 at 14-22 and just out of the playoffs, and No. 1 draft pick Rhyne Howard was WNBA Rookie of the Year. In the offseason, Atlanta had a handful of headlining acquisitions, including Allisha Gray, the 2017 rookie of the year. And entering the 2023 season -- which opens for the Dream on May 20 (1 p.m. ET, ABC) at the Dallas Wings -- there's an energetic feeling of potential.

"We know how hard we can work and what we can accomplish," Howard said. "It's only up from here. It's gonna be a good journey."

The vibe is much different than the summer of 2020, when the Dream organization seemed in crisis as the players' relationship with then-Atlanta ownership became fractured beyond repair.

Real estate investor Larry Gottesdiener knew this when he bought the Dream in February 2021 with an ownership trio that included former WNBA player Renee Montgomery.

Gottesdiener has made a fortune looking at spaces, imagining what could be there and then making it happen. The Dream, who entered the WNBA in 2008 as an expansion franchise and made three trips to the WNBA Finals between 2010 and 2013, weren't literally building from the ground up in 2021, but it felt like it.

---

Read the rest of this piece in on ESPN.com.

## DREAM PUBLIC RELATIONS AND SOCIAL MEDIA

Senior Manager, Public Relations ..... Kelsey Bibik  
 Phone: ..... 404-920-2545(O) / 858-361-9855 (C)  
 Email: ..... kelsey.bibik@atlantadream.com  
 Twitter: ..... @kelseybibik

Communications Assistant ..... Liam Branley  
 Phone: ..... 762-728-1095 (C)  
 Email: ..... liam.branley@atlantadream.com

Twitter ..... @AtlantaDream  
 Instagram ..... atlantadream  
 Facebook ..... /AtlantaDream  
 PR Twitter ..... @ATLDreamPR

## NOTES AND STORYLINES

### Upcoming Milestones

Allisha Gray

- » Needs 5 more blocks to reach 100 career (current: 95)

Nia Coffey

- » Needs 5 more made three's to reach 100 career (current: 95)

Rhyne Howard

- » Needs 3 more made three's to reach 100 career (current: 97)

Aari McDonald

- » Needs 14 more made three's to reach 100 career (current: 86)

Danielle Robinson

- » Needs 25 more points to reach 3,000 career (current: 2,975)

### Howard Setting a WNBA Record... Again

Dream guard Rhyne Howard needs to hit only three more three-pointers to reach 100 career. If she does it on Friday, she'll set the WNBA record for the fastest to ever reach the milestone (40 games), defeating Cynthia Cooper's 41-game record set back in 1998. If she does it Sunday, she'll tie the record.

### Dream vs. Liberty

Atlanta heads into Friday's matchup after 7 days between games. The Dream trail in the series against the Liberty 21-33 all-time, and 11-17 when playing them in Atlanta. Rhyne Howard scored 24 points in the Dream's last game against the Liberty, but Atlanta fell short to help send New York to the playoffs.

### WNBA Commissioner's Cup

The third annual Commissioner's Cup presented by Coinbase is an in-season competition throughout the regular season, with players competing for a prize pool and an additional pool of money for charitable and civic organizations. The Dream's Commissioner's Cup games are denoted with an asterisk on the first page of these notes.

With a 1-1 record so far in the competition, the Dream have already donated \$2,500 to local nonprofit Helping Mamas, an organization that provides essential baby items to organizations serving women and children in need.

### Aari McDonald Injury Update

Dream guard Aari McDonald has been diagnosed with a torn labrum, which she sustained during the Dream's game against the Las Vegas Aces on Friday, June 2. A Magnetic Resonance Imaging (MRI) scan this week confirmed the diagnosis. McDonald's estimated timeline to return to the court is 3-4 weeks, updates will be provided as necessary.

### Atlanta Dream Add Taylor Mikesell

The Dream signed guard Taylor Mikesell on Monday, June 5.

Mikesell was selected with the No. 13 overall pick in the 2023 WNBA Draft by the Indiana Fever, participating in the Fever's training camp and scoring five points in 14 minutes in their preseason game against Chicago. The 5-10 guard spent two seasons of her five-year collegiate career at Ohio State, where she earned All-Big Ten First Team honors in both seasons.

### Rhyne Howard Lands SLAM Magazine Cover

2022 WNBA Rookie of the Year, All-Star and No. 1 overall Draft pick

Rhyne Howard landed her first SLAM Magazine cover, the magazine announced on Friday, May 19. Howard is featured as one of SLAM's "Futures" highlights; writer DeMarco Williams calls Howard a "nightmare in the WNBA" in the featured story. SLAM 244 will hit shelves May 29.

### Home W Over Chicago

The Atlanta Dream secured their first home victory of the season in dominated fashion, beating the Chicago Sky by 18 points. Behind Rhyne Howard's 20 points on 73% shooting and Nia Coffey's 3 blocks, the Dream defeated the Sky 83-65.

### Coffey Block Party

Dream Forward, Nia Coffey, has begun the 2023 season with 11 blocks through 5 games. With an average of 2.2 block per game, Coffey is 3rd across the WNBA, and an anchor to the Dream defense.

### Dream vs. Fever

Atlanta controlled the game for the majority of the contest, only allowing the Fever to comeback towards the end of the fourth. With both Howard and Parker scoring 20+ points, The Dream looked poised to take their second win of the season. However, behind Fever's Nalyssa Smith (23 points and 13 rebounds) the Dream fell short losing 87-90 in their home opener.

### Danielle Robinson Injury Update

Dream guard Danielle Robinson underwent a successful left knee arthroscopy yesterday at Emory's Musculoskeletal Institute in Atlanta, Ga., performed by Dr. Sameh Labib, MD.

Robinson sustained the injury with 1:02 left in the second quarter of the Dream's game at Dallas on May 20, 2023. She is anticipated to return prior to the WNBA All-Star break.

### Comeback Win at Minnesota

The Dream were down 40-47 at halftime in last Tuesday's game at Minnesota, and ended up recouping a 19-point deficit to secure the win. It stands as the largest comeback win in Dream history after Atlanta was 0-20 last season when trailing at the half.

### Tanisha Wright's Record in Jeopardy

Guard Danielle Robinson is only 45 assists away from breaking current Dream head coach Tanisha Wright's all-time assists record. Heading into Tuesday's game at Minneapolis, Robinson has 1,378 career assists (13<sup>th</sup> all-time); Wright finished her career with 1,423 (11<sup>th</sup> all-time).

### Atlanta Dream Announce Full Broadcast Schedule

All 40 of the Dream's games this season will air either locally or nationally, with 34 games available to fans via national broadcast or stream. Atlanta's season tips off with a national broadcast as the Dream's season opener against the Dallas Wings on May 20th will air on ABC at 1:00 p.m. ET. ESPN will broadcast back-to-back Dream games as Atlanta hosts the Connecticut Sun on Saturday, July 22 at 1 p.m. E.T. and the Phoenix Mercury on Tuesday, July 25 at 7:00 p.m. ET.

Bally Sports South's season-long coverage will begin with the team's

## NOTES AND STORYLINES

game at the Minnesota Lynx on Tuesday, May 23, airing on Bally Sports Southeast and streaming on the Bally Sports app beginning at 8:00 p.m. ET.

Nine Friday night Atlanta Dream games will air nationally on ION TV, beginning with the team's June 2nd home game against the Las Vegas Aces. Atlanta will have four games air on CBS Sports Network and eight on NBA TV. Several games will be available for fans to stream as well, with two on Twitter, three on Amazon Prime Video, and three streaming through ESPN3.

The broadcast team for Atlanta Dream games on Bally Sports returns for their third season together in 2023. Angel Gray is back for her third season as play-by-play announcer, while LaChina Robinson and Tabitha Turner will split time as analysts again this season. Robinson returns for her 14th season with the Dream, while Turner will provide commentary for a fifth consecutive season.

### Dream Reload with Three Picks in 2023 WNBA Draft

The Atlanta Dream selected guard Haley Jones with the No. 6 overall pick out of Stanford, Laeticia Amihere out of South Carolina with the No. 8 pick, and Leigha Brown with the No. 15 pick (second round) in the 2023 WNBA Draft.

"We targeted two players at 6 and 8 and feel very fortunate to have landed both of them," said General Manager Dan Padover. "Haley has played at an elite level her entire life and is a versatile guard who will complement our backcourt in a variety of ways. Laeticia is a unique talent with endless potential, and we are looking forward to seeing her growth at the pro level. Leigha is an ultra-competitor who can play multiple positions. We are excited that this year's draft will bring another influx of youth and excitement to this roster."

### Dream Sign Cheyenne Parker, Allisha Gray to Contract Extensions

Returning forward Cheyenne Parker and new-addition Allisha Gray both signed new contracts with the Dream prior to the 2023 season, keeping them in Atlanta for the near future.

The Dream acquired Gray in a trade that sent the team's 2023 No. 3 pick and 2025 first round pick to the Dallas Wings earlier this year. She joins the Dream after a career-best season with the Wings in 2022 where she averaged 13.3 points, 4.8 rebounds and 2.5 assists per game.

In her last two seasons with the Dream Parker has averaged 11.4 points, 5.7 rebounds and 1.1 steals per game. After missing the last half of the 2021 season to give birth to her daughter Naomi, Parker returned to the court to play in all 36 of Atlanta's games in 2022, tallying career-best records with 176 baskets, 163 defensive rebounds, 222 total rebounds, 71 assists and 37 steals.

### Atlanta Continues to Invest in Player Growth with Kia Vaughn and Kiara McClendon Hires

The Dream hired WNBA veteran player Kia Vaughn as a Basketball Operations Associate and Kiara McClendon as Director of Player Engagement this past offseason.

Both hires reflect Dream ownership's commitment to providing resources and opportunities to both current and former players, giving them a world class experience while in Atlanta and setting them up for both current and long-term success.

In her newly created position, McClendon will serve as the players' primary off-court liaison, helping them seamlessly transition into life in Atlanta and build a community that bolsters their lives off the court. The Dream also launched a pilot program designed to transition recently retired WNBA players into the next phase of their careers while providing insight and training around the many opportunities in professional basketball, from coaching to working in a front office. The program is designed to develop the WNBA's own talent with the goal of setting former players up for long-term success.

Vaughn joined the team as the first member of the Dream's Retired Player Transition Program as a Basketball Operations Associate.

### Dream Awarded Iliana Rupert on Waivers

Atlanta was awarded center Iliana Rupert on a waiver claim on February 11. Rupert's contract was temporarily suspended prior to the season as she fulfills overseas obligations, her timetable to join the team is TBD.

### Atlanta Dream Make Long-Term Commitment to Head Coach and General Manager

Head coach Tanisha Wright, AP Coach of the Year in her first season, and Dan Padover, two-time WNBA Executive of the Year, each signed five-year contract extensions in December 2022 that will keep them in Atlanta through the 2027 season. Per team policy, terms of the contracts were not disclosed.

"We are essentially building the Atlanta Dream from scratch, and that takes time," said Larry Gottesdiener, primary owner of the Atlanta Dream. "What Tanisha and Dan accomplished with this team in less than a year is extraordinary, and is something that should put the sports world on notice of exciting things to come from our franchise."





## ALL-TIME RECORDS

### Wins-Losses by Year

Year	Overall	Home	Away	Conference Place
2008	4-30	1-16	3-14	7 <sup>th</sup>
2009	18-16	12-5	6-11	2 <sup>nd</sup>
2010	19-15	10-7	9-8	4 <sup>th</sup>
2011	20-14	11-6	9-8	3 <sup>rd</sup>
2012	19-15	11-6	8-9	3 <sup>rd</sup>
2013	17-17	13-4	4-13	2 <sup>nd</sup>
2014	19-15	13-4	6-11	1 <sup>st</sup>
2015	15-19	9-8	6-11	5 <sup>th</sup>
2016	17-17	11-6	6-11	4 <sup>th</sup>
2017	12-22	9-8	3-14	5 <sup>th</sup>
2018	23-11	13-4	10-7	1 <sup>st</sup>
2019	8-26	5-12	3-14	6 <sup>th</sup>
2020*	7-15	3-8	4-7	4 <sup>th</sup>
2021	8-24	4-12	4-12	5 <sup>th</sup>
2022	14-22	8-10	6-12	5 <sup>th</sup>
2023	2-3	1-2	1-1	

### All-Time Dream Records vs. Opponents

Team	2008	2009	2010	2011	2012	2013	2014	2015	2016	2017	2018	2019	2020	2021	2022	2023	Overall
Chicago	1-3	0-3	2-3	3-1	3-2	1-3	2-3	1-3	2-1	1-3	2-1	0-3	1-1	1-2	0-3	1-0	21-35
Connecticut	0-3	3-1	3-1	2-2	1-3	3-2	2-2	3-2	4-0	1-2	3-0	1-3	1-1	0-3	0-3	0-0	25-29
Dallas	----	----	----	----	----	----	----	----	3-0	1-2	1-2	2-1	1-1	2-1	2-1	0-1	11-9
Detroit	0-3	3-1	----	----	----	----	----	----	----	----	----	----	----	----	----	----	3-4
Houston	0-2	----	----	----	----	----	----	----	----	----	----	----	----	----	----	----	0-2
Indiana	1-3	1-2	2-3	4-0	2-3	3-1	3-2	1-3	1-2	2-1	3-1	1-2	1-1	2-1	4-0	0-1	31-26
Las Vegas	----	----	----	----	----	----	----	----	----	----	3-0	1-2	0-2	0-2	1-2	0-1	5-9
Los Angeles	1-1	1-1	2-0	2-0	1-1	1-1	1-1	2-0	2-1	1-2	2-1	0-3	0-2	0-3	2-1	0-0	18-18
Minnesota	1-1	1-1	1-1	0-2	0-2	1-1	1-1	0-2	0-3	0-3	2-1	1-2	1-1	0-3	1-2	1-0	11-26
New York	0-3	1-3	2-2	2-3	2-2	2-2	1-3	1-4	1-2	1-2	2-1	1-2	2-0	2-1	1-3	0-0	21-32
Phoenix	0-2	1-1	2-0	0-2	2-0	0-2	1-1	0-2	1-2	1-2	1-2	0-3	0-2	0-3	2-1	0-0	11-25
Sacramento	0-2	2-0	----	----	----	----	----	----	----	----	----	----	----	----	----	----	2-2
San Antonio	0-2	2-0	2-0	0-2	1-1	1-1	2-0	1-1	1-2	2-1	----	----	----	----	----	----	12-8
Seattle	0-2	1-1	0-2	2-0	2-0	1-1	1-1	1-1	1-2	2-1	2-1	1-2	0-2	0-3	1-2	0-0	15-21
Tulsa	----	----	2-0	2-0	1-1	1-1	2-0	1-1	----	----	----	----	----	----	----	----	9-3
Washington	0-3	2-2	1-3	3-2	4-0	3-2	3-1	4-0	1-2	0-3	2-1	0-3	0-2	1-2	0-4	0-0	24-30
TOTALS	4-30	18-16	19-15	20-14	19-15	17-17	19-15	15-19	17-17	12-22	23-11	8-26	7-15	8-24	14-22	2-3	222-281

### All-Time Coaches

Coach	Years	W-L	Percentage
Marynell Meadors	2008-12	73-87	0.456
Fred Williams	2012-13	24-20	0.545
Michael Cooper	2014-17	63-73	0.463
Nicki Collen	2018-2020	38-52	0.422
Mike Petersen	2021	6-13	0.316
Darius Taylor	2021	2-11	0.154
Tanisha Wright	2022-present	16-25	0.390

## 2023 ATLANTA DREAM STATS

## 2023 Records In...

1-point games.....	0-0
2-3 point games.....	0-1
4-5 point games.....	0-1
6-7 point games.....	1-1
8-9 point games.....	0-0
10+ point games.....	1-0

## Starting Lineup Records

McDonald, Gray, Howard, Coffey, Parker.....	2-3
---	-----

## Record When Starting...

Player	W-L	Pct.
Nia Coffey .....	2-3	.400
Allisha Gray .....	2-3	.400
Rhyne Howard .....	2-3	.400
Aari McDonald.....	2-3	.400
Cheyenne Parker .....	2-3	.400

## 2023 Double Digit Games

Player	Pts.	Reb.	Ast.	Dble-Dbls
Rhyne Howard	4	1	-	1
Cheyenne Parker	5	2	-	2
Allisha Gray	5	1	-	1
Naz Hillmon	2	-	-	-
Haley Jones	1	-	-	-

## 2023 Game Leaders

Led Atlanta In...	Pts.	Reb.	Ast.	StL.	Blk.
Nia Coffey	-	1	1	-	4
Allisha Gray	1	1	2	1	1
Rhyne Howard	3	-	1	3	1
Cheyenne Parker	1	4	-	4	2
Aari McDonald	-	-	2	-	-
Naz Hillmon	-	-	1	-	-
Monique Billings	-	-	-	1	1
Haley Jones	-	-	-	1	-

## 2023 Records When...

Leading after the 1st Half.....	1-1
Tied after the 1st Half.....	0-0
Trailing after the 1st Half.....	1-2

Overtime.....	0-0
Double Overtime .....	0-0

Outrebounding opponent .....	0-2
Tied in rebounding .....	1-0
Being outrebounded .....	1-1

Shooting at least 50%.....	0-0
Shooting between 40-50% .....	2-1
Shooting under 40%.....	0-2

Opponent shoots at least 50% .....	0-0
Opponent shoots between 40-50%.....	1-2
Opponent shoots under 40% .....	1-1

Scoring 50-59 points.....	0-0
Scoring 60-69 points.....	0-0
Scoring 70-79 points .....	0-1
Scoring 80-89 points.....	2-2
Scoring 90-99 points.....	0-0
Scoring 100 points or more.....	0-0

Allowing 50-59 points.....	0-0
Allowing 60-69 points.....	1-0
Allowing 70-79 points .....	1-0
Allowing 80-89 points.....	0-1
Allowing 90-99 points.....	0-2
Allowing 100 points or more.....	0-0

Making more FTs.....	2-1
Same number of FTs .....	0-0
Making fewer FTs.....	0-2

Making more 3Ps .....	1-1
Same number of 3Ps.....	0-1
Making fewer 3Ps .....	1-1

Committing more TOs .....	1-2
Same number of TOs.....	0-0
Committing fewer TOs.....	1-1



2023 ATLANTA DREAM OVERALL STATISTICS

Player	G	GS	MPG	PPG	OREB	DREB	RPG	APG	SPG	BPG	FG%	3P%	FT%	TO	PF
Cheyenne Parker	5	5	26.6	17.2	3.8	3.8	7.6	1.6	1.6	0.6	47.7	28.6	91.7	3.0	2.4
Rhyne Howard	5	5	31.6	17.2	1.4	3.8	5.2	3.0	1.2	0.6	40.0	35.3	66.7	0.8	2.8
Allisha Gray	5	5	32.0	16.8	1.6	4.4	6.0	3.6	0.4	0.4	46.0	35.0	82.6	2.4	2.0
AD Durr	5	0	15.4	7.4	0.0	1.0	1.0	1.4	0.4	0.2	36.4	40.0	87.5	0.8	0.8
Naz Hillmon	5	0	17.4	7.2	1.0	2.8	3.8	1.6	0.2	0.2	60.0	0.0	100	2.2	1.8
Aari McDonald	5	5	28.8	6.0	0.0	2.4	2.4	3.8	0.2	0.0	26.3	30.0	50.0	2.0	2.2
Monique Billings	4	0	15.5	5.3	1.3	2.3	3.5	0.8	0.3	0.5	30.0	0.0	90.0	1.0	2.0
Haley Jones	5	0	11.6	3.8	0.4	2.4	2.8	2.0	0.8	0.4	44.4	25.0	100	1.2	1.2
Nia Coffey	5	5	18.2	3.4	0.2	3.4	3.6	1.2	0.4	2.2	33.3	50.0	0.0	0.4	1.6
Danielle Robinson	1	0	7.0	2.0	0.0	1.0	1.0	2.0	0.0	0.0	50.0	0.0	0.0	0.0	1.0
Laeticia Amihere	1	0	5.0	0.0	0.0	0.0	0.0	0.0	0.0	1.0	0.0	0.0	0.0	1.0	1.0
Iliana Rupert	0	0	0.0	0.0	0.0	0.0	0.0	0.0	0.0	0.0	0.0	0.0	0.0	0.0	0.0

DREAM SCORING			OPPONENT SCORING		
Dream Scoring	High	Low	Opponent Scoring	High	Low
1st Quarter	25 (vs. IND 5/28)	15 (vs. LVA 6/2)	1st Quarter	30 (at MIN 5/23)	13 (vs. CHI 5/30)
2nd Quarter	22 (vs. IND 5/28)	12 (at DAL 5/20)	2nd Quarter	26 (at DAL 5/20)	12 (vs. CHI 5/30)
3rd Quarter	29 (at DAL 5/20)	19 (at MIN 5/23)	3rd Quarter	27 (vs. LVA 6/2)	20 (at MIN 5/23)
4th Quarter	29 (vs. LVA 6/2)	16 (vs. CHI 5/30)	4th Quarter	20 (vs. LVA 6/2)	10 (at MIN 5/23)
1st Half	47 (vs. IND 5/28)	30 (2 times)	1st Half	47 (2 times)	25 (vs. CHI 5/30)
2nd Half	57 (vs. LVA 6/2)	40 (vs. IND 5/28)	2nd Half	49 (vs. IND 5/28)	30 (at MIN 5/23)
1OT			1OT		
2OT			2OT		

## 2023 TEAM HIGHS AND LOWS

## Dream Highs

Points	87	2 times
Scoring Margin	18	vs. Chicago 5/30
Field Goals Made	34	vs. LVA 6/2
Field Goals Att.	82	at Dallas - 5/20
Field Goal Pct.	45.9%	vs. LVA 6/2
3-Point FGs Made	10	vs. LVA 6/2
3-Point FGs Att.	32	at Dallas - 5/20
3-Point FG Pct.	41.7%	vs. LVA 6/2
Free Throws Made	29	vs. Indiana 5/28
Free Throws Att.	34	vs. Indiana 5/28
Free Throw Pct.	90%	2 times
Offensive Rebounds	17	at Dallas - 5/20
Defensive Rebounds	35	vs. Chicago 5/30
Total Rebounds	45	at Dallas - 5/20
Assists	26	at Minnesota - 5/23 & vs. LVA 6/2
Steals	8	vs. Chicago 5/30
Turnovers	19	at Dallas - 5/20
Blocked Shots	8	vs. Chicago 5/30
Personal Fouls	23	at Dallas - 5/20

## Dream Lows

Points	78	at Dallas - 5/20
Scoring Margin	-7	at Dallas - 5/20
Field Goals Made	25	vs. Indiana 5/28
Field Goals Att.	65	vs. Indiana 5/28
Field Goal Pct.	35.4	at Dallas - 5/20
3-Point FGs Made	5	vs. Chicago 5/30
3-Point FGs Att.	13	vs. Chicago 5/30
3-Point FG Pct.	28.1	at Dallas - 5/20
Free Throws Made	9	vs. LVA 6/2
Free Throws Att.	10	vs. LVA 6/2
Free Throw Pct.	75	vs. Chicago 5/30
Offensive Rebounds	6	vs. Chicago 5/30 & vs. LVA 6/2
Defensive Rebounds	22	2 times
Total Rebounds	29	vs. Indiana 5/28
Assists	15	vs. Chicago 5/30
Steals	2	vs. Indiana 5/28
Turnovers	9	vs. Chicago 5/30
Blocked Shots	3	vs. LVA 6/2
Personal Fouls	10	vs. Chicago 5/30

## 2023 OPPONENT HIGHS AND LOWS

## Opponent Highs

Points	92	vs. Las Vegas 6/2
Scoring Margin	+7	at Dallas - 5/20
Field Goals Made	35	vs. Indiana 5/28
Field Goals Att.	77	vs. Chicago 5/30
Field Goal Pct.	47	vs. Las Vegas 6/2
3-Point FGs Made	11	vs. Indiana 5/28
3-Point FGs Att.	30	at Dallas - 5/20
3-Point FG Pct.	38%	vs. Indiana 5/28
Free Throws Made	22	at Dallas - 5/20
Free Throws Att.	26	at Dallas - 5/20
Free Throw Pct.	84.6	at Dallas - 5/20
Offensive Rebounds	13	at Dallas - 5/20
Defensive Rebounds	33	vs. Chicago 5/30
Total Rebounds	44	vs. Chicago 5/30
Assists	23	at Minnesota - 5/23
Steals	10	2 times
Turnovers	16	at Dallas - 5/20
Blocked Shots	5	2 times
Personal Fouls	26	at Minnesota - 5/23

## Opponent Lows

Points	65	vs. Chicago 5/30
Scoring Margin	-18	vs. Chicago 5/30
Field Goals Made	25	vs. Chicago 5/30
Field Goals Att.	67	at Minnesota - 5/23
Field Goal Pct.	32	vs. Chicago 5/30
3-Point FGs Made	6	2 times
3-Point FGs Att.	20	2 times
3-Point FG Pct.	28.6%	vs. Las Vegas 6/2
Free Throws Made	9	vs. Chicago 5/30
Free Throws Att.	11	vs. Chicago 5/30
Free Throw Pct.	73.3	at Minnesota - 5/23
Offensive Rebounds	5	vs. Las Vegas 6/2
Defensive Rebounds	23	at Minnesota - 5/23
Total Rebounds	31	vs. Las Vegas 6/2
Assists	13	at Dallas - 5/20
Steals	4	vs. Chicago 5/30
Turnovers	11	vs. Las Vegas 6/2
Blocked Shots	2	vs. Indiana 5/28
Personal Fouls	13	vs. Las Vegas 6/2

2023 GAME-BY-GAME COMPARISON

	TEAM	FG	FGA	FG%	3P	3PA	3P%	FT	FTA	FT%	OR	DR	TOT	A	TO	ST	BLK	PF	PT
5/20	DREAM	29	82	35.4	9	32	28.1	11	14	78.6	17	28	45	18	19	6	6	23	78
	WINGS	27	74	36.5	9	30	30.0	22	26	84.6	13	27	40	13	16	10	5	19	85
5/23	DREAM	29	69	42.0	7	23	30.4	18	20	90.0	11	22	33	21	16	6	6	16	83
	LYNX	30	67	44.8	6	20	30.0	11	15	73.3	10	23	33	23	14	10	1	26	77
5/28	FEVER	35	76	46.1	11	29	37.9	9	12	75.0	12	31	43	20	12	7	2	23	90
	DREAM	25	65	38.5	8	20	40.0	29	34	85.3	7	22	29	16	11	2	4	18	87
5/30	SKY	25	77	32.5	6	20	30.0	9	11	81.8	11	33	44	16	15	4	5	15	65
	DREAM	30	70	42.9	5	13	38.5	18	24	75.0	6	35	41	15	9	8	8	10	83
6/2	ACES	33	70	47.1	6	21	28.6	20	25	80.0	5	26	31	17	11	9	4	13	92
	DREAM	34	74	45.9	10	24	41.7	9	10	90.0	6	30	36	26	15	5	3	21	87

## 2023 INDIVIDUAL HIGHS

Dream Highs			Opponent Highs		
<b>Points in a Game</b>			<b>Points in a Game</b>		
Allisha Gray	26	at Minnesota - 5/23	Arike Ogunbowale	27	at Dallas - 5/20
<b>Minutes</b>			<b>Minutes</b>		
Rhyné Howard	36	at Dallas - 5/20	Arike Ogunbowale	39	at Dallas - 5/20
Allisha Gray	36	vs. Las Vegas - 6/2			
<b>Field Goals Made</b>			<b>Field Goals Made</b>		
Cheyenne Parker	10	vs. Las Vegas 6/2	Naylssa Smith	10	at Dallas - 5/20
<b>Field Goals Attempted</b>			<b>Field Goals Attempted</b>		
Rhyné Howard	24	at Dallas - 5/20	Arike Ogunbowale	25	at Dallas - 5/20
<b>3-Point Field Goals Made</b>			<b>3-Point Field Goals Made</b>		
Rhyné Howard	4	at Dallas - 5/20	Arike Ogunbowale	4	at Dallas - 5/20
<b>3-Point Field Goals Attempted</b>			<b>3-Point Field Goals Attempted</b>		
Rhyné Howard	12	at Dallas - 5/20	Arike Ogunbowale	14	at Dallas - 5/20
<b>Free Throws Made</b>			<b>Free Throws Made</b>		
Cheyenne Parker	9	at Minnesota - 5/23	Satou Sabally	8	at Dallas - 5/20
<b>Free Throws Attempted</b>			<b>Free Throws Attempted</b>		
Cheyenne Parker	10	at Dallas - 5/20	Satou Sabally	9	at Dallas - 5/20
<b>Rebounds</b>			<b>Rebounds</b>		
Cheyenne Parker	11	at Dallas - 5/20	Naylssa Smith	13	vs. Indiana 5/28
Cheyenne Parker	11	vs. Las Vegas - 6/2			
<b>Assists</b>			<b>Assists</b>		
Allisha Gray	7	at Dallas - 5/20	Napheesa Collier	5	at Minnesota - 5/23
Aari McDonald	7	vs. Las Vegas - 6/2	Dana Evans	5	vs. Chicago 5/30
<b>Steals</b>			<b>Steals</b>		
Cheyenne Parker/			Natasha Howard	3	at Dallas - 5/20
Rhyné Howard	3	at Dallas - 5/20	Arike Ogunbowale	3	at Dallas - 5/20
			Diamond Miller	3	at Minnesota - 5/23
			Jackie Young	3	vs. Las Vegas 6/2
<b>Turnovers</b>			<b>Turnovers</b>		
Cheyenne Parker	6	at Dallas - 5/20	Chelsea Gray	6	vs. Las Vegas 6/2
<b>Blocked Shots</b>			<b>Blocked Shots</b>		
Nia Coffey	4	at Dallas - 5/20	A'ja Wilson	3	vs. Las Vegas 6/2





#7 LAETICIA AMIHERE F • 6-4 • 185 • Rookie • South Carolina

she/her

2023 Highlights

» Amihere saw her first playing time in the fourth quarter against Chicago (5/30), she played 5 minutes and recorded a block.

AMIHERE 2023 GAME-BY-GAME

Date	Opp	GS	MP	FGM-A	3PM-A	FTM-A	OREB	DREB	REB	AST	STL	BLK	TO	PF	PTS
5/20	@ DAL														
5/23	@ MIN														
5/23	vs IND														
5/28	vs CHI		5	0-2	0-0	0-0	0	0	0	0	0	1	1	1	0
6/2	vs LVA														

SEASON HIGHS

Points NONE (2023)  
FG Made NONE (2023)  
FG Attempted 2 (5/30) (2023)  
3PT FG Made NONE (2023)  
3PT FG Attempt. NONE (2023)  
FT Made NONE (2023)  
FT Attempted NONE (2023)  
Off. Rebounds NONE (2023)  
Def. Rebounds NONE (2023)  
Total Rebounds NONE (2023)  
Assists NONE (2023)  
Blocks NONE (2023)  
Steals 1 (5/30) (2023)  
Minutes 5 (5/30) (2023)  
Double-Doubles (2023)

AMIHERE CAREER

Season	Team	G	GS	MIN	FGM-A	3PM-A	FTM-A	OR	DR	TOT	AST	STL	BS	TO	PF	PTS
2023	ATL	1	0	5	0-2	0-0	0-0	0	0	0	0	0	1	1	1	0
Career		1	0	5	0-2	0-0	0-0	0	0	0	0	0	1	1	1	0





# #25 MONIQUE BILLINGS

F • 6-4 • 185 • 6 yrs • UCLA

she/her

- 2023 Highlights:
- » Tallied 6 points and 4 rebounds in 19 minutes at Minnesota (5/23) earning the highest +/- of the team with a +12.
  - » In her second game of the season, Billing played 12 minutes and scored 2 points against Indiana (5/28)
  - » Billings recorded 9 points, a block and three rebounds in her 16 minutes of action in the Dream’s victory against Chicago (5/30)

BILLINGS 2023 GAME-BY-GAME																
Date	Opp	GS	MP	FGM-A	3PM-A	FTM-A	OREB	DREB	REB	AST	STL	BLK	TO	PF	PTS	
5/20	@ DAL															
5/23	@ MIN		19	2-5	0-0	2-2	1	3	4	1	0	0	1	2	6	
5/28	vs IND		12	0-2	0-0	2-2	1	2	3	1	0	0	2	2	2	
5/28	vs CHI		16	2-7	0-1	5-6	2	1	3	0	0	1	0	0	9	
6/2	vs. LVA		15	2-6	0-0	0-0	1	3	4	1	1	1	1	4	4	

SEASON/CAREER HIGHS	
Points (2023)	9 (5/30)
Points (Career)	30 (7/26/20)
FG Made (2023)	2 (2 times)
FG Made (Career)	10 (7/26/20)
FG Attempted (2023)	7 (5/30)
FG Attempted (Career)	14 (2 times)
3PT FG Made (2023)	NONE
3PT FG Made (Career)	1 (2019)
3PT FG Attempt. (2023)	1 (5/30)
3PT FG Att. (Career)	1 (3 times)
FT Made (2023)	5 (5/30)
FT Made (Career)	10 (7/26/20)
FT Attempted (2023)	6 (5/30)
FT Attempted (Career)	12 (7/26/20)
Off. Rebounds (2022)	2 (5/30)
Off. Rebounds (Career)	9 (7/14/19)
Def. Rebounds (2023)	3 (2 times)
Def. Rebounds (Career)	12 (9/5/19)
Total Rebounds (2023)	4 (2 times)
Total Rebounds (Career)	16 (7/14/19)
Assists (2023)	1 (3 times)
Assists (Career)	5 (8/19/20)
Blocks (2023)	1 (2 times)
Blocks (Career)	4 (2 times)
Steals (2023)	1 (6/2)
Steals (Career)	4 (6/26/21)
Minutes (2023)	19 (5/23)
Minutes (Career)	38 (8/19/20)
Double-Doubles (2023)	
Double-Doubles (Career)	9

BILLINGS CAREER																
Season	Team	G	GS	MIN	FGM-A	3PM-A	FTM-A	OR	DR	TOT	AST	STL	BS	TO	PF	PTS
2018	ATL	32	0	353	41 - 93	0 - 0	24 - 32	37	51	88	12	14	1	14	37	106
2019	ATL	29	2	553	56 - 144	1 - 1	47 - 60	61	140	201	16	17	12	46	66	160
2020	ATL	22	16	596	68 - 170	0 - 0	51 - 67	58	129	187	27	24	18	42	62	187
2021	ATL	31	9	739	100 - 202	0 - 2	52 - 77	88	112	200	32	37	32	44	79	252
2022	ATL	23	8	401	55-117	0-1	39-51	45	101	146	26	19	8	31	54	14
2023	ATL	4	0	62	6-20	0-1	9-10	5	9	14	3	1	2	4	8	21
Career		141	35	2690	326-746	1-5	222-297	294	542	836	116	112	73	180	306	866



#12 NIA COFFEY

F • 6-1 • 182 • 6 yrs • Northwestern

she/her

2023 Highlights:

- » Coffey has 10 blocks through four games, tying Elizabeth Williams (2016) for most blocks to start a season through 4 games in franchise history.
- » Averaging 2.2 blocks per game. Coffey is 3rd in the league in blocks.
- » Grabbed a season-high and led the team with 8 rebounds against Chicago (5/30).

COFFEY 2023 GAME-BY-GAME																
Date	Opp	GS	MP	FGM-A	3PM-A	FTM-A	OREB	DREB	REB	AST	STL	BLK	TO	PF	PTS	
5/20	@ DAL	*	20	1-3	1-2	0-0	0	3	3	0	1	4	0	4	3	
5/23	@ MIN	*	17	1-4	1-3	0-0	1	1	2	0	1	2	0	4	3	
5/28	vs IND	*	20	1-2	1-1	0-0	0	3	3	1	0	1	0	1	3	
5/28	vs CHI	*	21	2-6	1-2	0-0	0	8	8	4	1	3	1	2	5	
6/2	vs. LVA	*	12	1-3	1-2	0-0	0	2	2	1	0	1	1	1	3	

SEASON/CAREER HIGHS	
Points (2023)	5 (5/30)
Points (Career)	23 (5/27/18)
FG Made (2023)	2 (5/30)
FG Made (Career)	8 (5/27/18)
FG Attempted (2023)	6 (5/30)
FG Attempted (Career)	14 (6/19/18)
3PT FG Made (2023)	1 (4 times)
3PT FG Made (Career)	3 (9 times)
3PT FG Attempt. (2023)	3 (5/23)
3PT FG Att. (Career)	8 (6/20/21)
FT Made (2023)	NONE
FT Made (Career)	7 (2 times)
FT Attempted (2023)	NONE
FT Attempted (Career)	10 (5/20/18)
Off. Rebounds (2023)	1 (5/23)
Off. Rebounds (Career)	3 (4 times)
Def. Rebounds (2023)	8 (5/30)
Def. Rebounds (Career)	9 (4 times)
Total Rebounds (2023)	8 (5/30)
Total Rebounds (Career)	12 (6/17/18)
Assists (2023)	4 (5/30)
Assists (Career)	6 (6/3/18)
Blocks (2023)	4 (5/20)
Blocks (Career)	6 (6/1/21)
Steals (2023)	1 (3 times)
Steals (Career)	3 (2 times)
Minutes (2023)	21 (5/30)
Minutes (Career)	33 (2 times)
Double-Doubles (2023)	NONE
Double-Doubles (Career)	3

COFFEY CAREER																
Season	Team	G	GS	MIN	FGM-A	3PM-A	FTM-A	OR	DR	TOT	AST	STL	BS	TO	PF	PTS
2017	SAN	27	1	210	16 - 59	0 - 4	16 - 22	17	33	50	6	5	6	16	36	48
2018	LVA	28	10	386	52 - 137	2 - 5	42 - 68	21	45	66	17	9	6	36	47	148
2019	ATL	28	6	389	47 - 139	22 - 58	23 - 42	23	55	78	12	14	13	21	52	139
2020	PHO	15	1	230	16 - 38	7 - 21	1 - 6	5	32	37	12	5	5	7	30	40
2021	LAS	32	17	805	93 - 221	50 - 120	28 - 36	18	104	122	28	25	38	45	85	264
2022	ATL	16	16	336	35 - 101	9 - 31	23 - 31	7	76	83	12	10	2	35	35	102
2023	ATL	5	5	90	6-17	4-8	0-0	1	17	18	4	3	11	2	12	17
Career		151	56	2347	265-713	94-247	133-205	92	362	454	94	72	82	164	297	758



## #23 AD

they/them G • 5-10 • 151 • 2 yrs • Louisville

### 2023 Highlights:

- » Put up 12 points in the Dream's season opener at Dallas (5/20), hitting two three-pointers and adding two steals and an assist.
- » Put up 7 points and 3 assists in 17 minutes against Minnesota (5/23).
- » Had their best scoring game against the Aces (6/2), going for 13 points, including three triple's from behind the arc.
- » Despite only scoring 1 point, AD's presence was felt on the court with a steal and block, finishing with a +/- of 10 against Chicago (5/30)

### AD 2023 GAME-BY-GAME

Date	Opp	GS	MP	FGM-A	3PM-A	FTM-A	OREB	DREB	REB	AST	STL	BLK	TO	PF	PTS
5/20	@ DAL		18	4-10	2-4	2-2	0	1	1	2	1	0	2	0	12
5/23	@ MIN		17	2-5	1-4	2-2	0	0	0	3	0	0	2	1	7
5/28	vs IND		15	1-6	0-2	2-2	0	1	1	1	0	0	0	1	4
5/30	vs CHI		15	0-5	0-1	1-2	0	2	2	0	1	1	0	2	1
6/2	vs. LVA		12	5-7	3-4	0-0	0	1	1	1	0	0	0	0	13

### SEASON/CAREER HIGHS

Points (2023)	13 (6/2)
Points (Career)	23 (6/24/22)
FG Made (2023)	5 (6/2)
FG Made (Career)	10 (6/12/19)
FG Attempted (2023)	10 (5/20)
FG Attempted (Career)	17 (6/15/22)
3PT FG Made (2023)	3 (6/2)
3PT FG Made (Career)	4 (3 times)
3PT FG Attempt. (2023)	4 (3 times)
3PT FG Att. (Career)	6 (6/15/22)
FT Made (2023)	2 (3 times)
FT Made (Career)	5 (5/17/22)
FT Attempted (2023)	2 (4 times)
FT Attempted (Career)	6 (5/17/22)
Off. Rebounds (2023)	NONE
Off. Rebounds (Career)	3 (6/15/22)
Def. Rebounds (2023)	2 (5/30)
Def. Rebounds (Career)	4 (7/3/19)
Total Rebounds (2023)	2 (5/30)
Total Rebounds (Career)	4 (2 times)
Assists (2023)	3 (5/23)
Assists (Career)	4 (3 times)
Blocks (2023)	1 (5/30)
Blocks (Career)	3 (7/7/19)
Steals (2023)	1 (2 times)
Steals (Career)	4 (6/7/19)
Minutes (2023)	18 (5/20)
Minutes (Career)	36 (6/28/19)
Double-Doubles (2023)	NONE
Double-Doubles (Career)	NONE

### AD CAREER

Season	Team	G	GS	MIN	FGM-A	3PM-A	FTM-A	OR	DR	TOT	AST	STL	BS	TO	PF	PTS
2019	NYL	18	15	480	71 - 152	15 - 51	18 - 22	5	24	29	31	10	7	21	34	175
2022	TOT	25	2	368	60 - 152	23 - 57	31 - 39	7	23	30	30	10	4	22	32	174
2023	ATL	5	0	77	11-34	6-15	7-8	0	5	5	7	2	1	4	4	37
Career		48	17	910	143-337	44-123	56-68	12	52	64	67	21	12	47	70	386



#15 ALLISHA GRAY G • 6-0 • 160 • 6 yrs • South Carolina  
she/her

2023 Highlights:

- » Scored 10 points with 7 rebounds and 7 assists in Dream’s season opener at Dallas (5/20).
- » Led the team with a career-high 26 points with 10 boards in the Dream’s first victory of the season against Minnesota (5/23) for her 7th career double-double.
- » Gray was 1 point shy (19) of going back-to-back 20 point games, in her first Dream home opener against Indiana (5/28).
- » In five games, Gray is yet to score under double digits this season, adding 16 pts, 5 rebounds and 5 assists in the narrow loss to the Aces (6/2)

GRAY 2023 GAME-BY-GAME

Date	Opp	GS	MP	FGM-A	3PM-A	FTM-A	OREB	DREB	REB	AST	STL	BLK	TO	PF	PTS
5/20	@ DAL	*	32	4-14	0-5	2-3	3	4	7	7	0	0	4	4	10
5/23	@ MIN	*	35	8-17	3-6	7-8	3	7	10	1	1	2	3	0	26
5/28	vs IND	*	32	6-12	3-6	4-5	0	4	4	4	0	0	0	4	19
5/30	vs CHI	*	27	5-9	0-1	3-4	1	3	4	1	0	0	2	0	13
6/2	vs. LVA	*	36	6-11	1-2	3-3	1	4	5	5	1	0	3	2	16

SEASON/CAREER HIGHS

Points (2023)	26 (5/23)
Points (Career)	26 (2 times)
FG Made (2023)	8 (5/23)
FG Made (Career)	9 (2 times)
FG Attempted (2023)	17 (5/23)
FG Attempted (Career)	19 (7/5/17)
3PT FG Made (2023)	3 (two times)
3PT FG Made (Career)	5 (8/19/20)
3PT FG Attempt. (2023)	6 (two times)
3PT FG Att. (Career)	10 (7/5/17)
FT Made (2023)	7 (5/23)
FT Made (Career)	9 (2 times)
FT Attempted (2023)	8 (5/23)
FT Attempted (Career)	10 (5 times)
Off. Rebounds (2023)	3 (2 times)
Off. Rebounds (Career)	5 (2 times)
Def. Rebounds (2023)	7 (5/23)
Def. Rebounds (Career)	11 (9/5/21)
Total Rebounds (2023)	10 (5/23)
Total Rebounds (Career)	14 (9/5/21)
Assists (2023)	7 (5/20)
Assists (Career)	10 (7/30/18)
Blocks (2023)	2 (5/23)
Blocks (Career)	5 (5/19/22)
Steals (2023)	1 (2 times)
Steals (Career)	5 (8/1/19)
Minutes (2023)	36 (6/2)
Minutes (Career)	44 (8/6/22)
Double-Doubles (2023)	1
Double-Doubles (Career)	7

GRAY CAREER

Season	Team	G	GS	MIN	FGM-A	3PM-A	FTM-A	OR	DR	TOT	AST	STL	BS	TO	PF	PTS
2017	DAL	34	34	924	150-394	35-117	106-132	55	79	134	45	52	20	42	71	441
2018	DAL	34	34	907	100-248	30-111	82-95	40	75	115	82	44	8	47	76	312
2019	DAL	34	29	1035	117-256	33-86	95-112	45	96	141	78	42	14	49	87	362
2020	DAL	20	14	524	91-196	25-71	54-65	27	57	84	26	22	6	22	38	261
2021	DAL	25	16	694	106-242	30-82	56-65	33	97	130	42	25	21	34	53	298
2022	DAL	33	33	1086	146-345	64-157	83-104	29	130	159	84	37	24	42	78	439
2023	ATL	5	5	162	29-63	7-19	19-23	8	22	30	18	2	2	12	10	84
Career		185	165	5330	734-1735	224-643	495-596	237	556	793	375	224	95	245	416	2197



**#00 NAZ HILLMON** F • 6-2 • 190 • 1 yr • Michigan  
she/her

2023 Highlights:

- » Pulled down 8 rebounds and scored 7 points in the Dream’s season opener at Dallas (5/20).
- » Scored 13 points on 75.0% shooting with 4 rebounds at Minnesota (5/23).
- » Hillmon scored in the double digits (10) for the second consecutive game, going 6/6 from the free throw line against Indiana (5/28)
- » Hillmon played a different role against Chicago (5/30) as a facilitator, leading the team in assists (4) in her 14 minutes.

HILLMON 2023 GAME-BY-GAME																	SEASON/CAREER HIGHS	
Date	Opp	GS	MP	FGM-A	3PM-A	FTM-A	OREB	DREB	REB	AST	STL	BLK	TO	PF	PTS		Points (2023)	13 (5/23)
5/20	@ DAL		20	2-3	0-0	3-3	2	6	8	0	0	0	3	3	7		Points (Career)	13 (7/15/22)
5/20	@ DAL		20	6-9	0-1	1-1	1	3	4	0	0	0	3	2	13		FG Made (2023)	6 (5/23)
5/28	vs IND		21	2-4	0-0	6-6	2	0	2	1	0	0	2	1	10		FG Made (Career)	6 (7/15/22)
5/30	vs CHI		14	1-2	0-0	2-2	0	3	3	4	1	1	2	0	4		FG Attempted (2023)	9 (5/23)
6/2	vs. LVA		15	1-2	0-0	0-0	0	2	2	3	0	0	1	3	2		FG Attempted (Career)	10 (2 times)
																	3PT FG Made (2023)	NONE
																	3PT FG Made (Career)	NONE
																	3PT FG Attempt. (2023)	1 (5/23)
																	3PT FG Attempt. (Career)	1 (2 times)
																	FT Made (2023)	6 (5/28)
																	FT Made (Career)	6 (5/28)
																	FT Attempted (2023)	6 (5/28)
																	FT Attempted (Career)	6 (5/28)
																	Off. Rebounds (2023)	2 (two times)
																	Off. Rebounds (Career)	4 (6/15/22)
																	Def. Rebounds (2023)	6 (5/20)
																	Def. Rebounds (Career)	11 (7/15/22)
																	Total Rebounds (2023)	8 (5/20)
																	Total Rebounds (Career)	14 (7/24/22)
																	Assists (2023)	4 (5/30)
																	Assists (Career)	4 (two times)
																	Blocks (2023)	1 (5/30)
																	Blocks (Career)	2 (two times)
																	Steals (2023)	1 (5/30)
																	Steals (Career)	3 (6/24/22)
																	Minutes (2023)	21 (5/28)
																	Minutes (Career)	37 (2 times)
																	Double-Doubles (2023)	NONE
																	Double-Doubles (Career)	1

HILLMON CAREER																
Season	Team	G	GS	MIN	FGM-A	3PM-A	FTM-A	OR	DR	TOT	AST	STL	BS	TO	PF	PTS
2022	ATL	34	12	674	59-123	0-2	32-39	52	120	172	41	22	10	40	51	150
2023	ATL	5	0	90	11-17	0-1	12-12	5	14	17	8	1	1	8	9	26
Career		39	13	764	70-140	0-3	44-51	57	134	189	49	23	11	49	59	176



#10 RHYNE HOWARD

G • 6-2 • 175 • 1 yr • Kentucky

she/her

2023 Highlights:

- » Recorded her first career double-double with a career-best 10 rebounds and a team-high 20 points in the Dream’s season opener at Dallas (5/20), adding two assists and 3 steals.
- » Posted 8 points, 6 assist and 4 rebounds in the Dream’s first win against Minnesota (5/23).
- » Led the team with 23 points. shooting 43% from beyond the arc going 8/18 overall against Indiana (5/28)
- » Howard became the 10th player in WNBA history and first for the Dream to earn 14 games with 20+ points, 2+ 3PM, and 70 + FG % in under two seasons (5/30)
- » Against Chicago, Howard shot 8-11 (73%), her best shooting percentage since entering the league.

HOWARD 2023 GAME-BY-GAME															
Date	Opp	GS	MP	FGM-A	3PM-A	FTM-A	OREB	DREB	REB	AST	STL	BLK	TO	PF	PTS
5/20	@ DAL	*	35	8-24	4-12	0-0	3	7	10	2	0	1	0	5	20
5/23	@ MIN	*	29	3-12	1-4	1-1	2	2	4	6	3	1	2	4	8
5/28	vs IND	*	32	8-18	3-7	4-7	1	3	4	1	1	0	1	3	23
5/30	vs CHI	*	29	8-11	2-4	2-4	0	4	4	1	1	0	0	0	20
6/2	vs. LVA	*	33	5-15	2-7	3-3	1	3	4	5	1	1	1	2	15

SEASON/CAREER HIGHS	
Points (2023)	23 (5/28)
Points (Career)	33 (5/15/22)
FG Made (2023)	8 (3 times)
FG Made (Career)	9 (4 times)
FG Attempted (2023)	24 (5/20)
FG Attempted (Career)	30 (7/24/22)
3PT FG Made (2023)	4 (5/20)
3PT FG Made (Career)	6 (2 times)
3PT FG Attempt. (2023)	12 (5/20)
3PT FG Attempt. (Career)	14 (7/24/22)
FT Made (2023)	4 (5/28)
FT Made (Career)	12 (5/15/22)
FT Attempted (2023)	4 (5/28)
FT Attempted (Career)	17 (5/15/22)
Off. Rebounds (2023)	3 (5/20)
Off. Rebounds (Career)	5 (7/21/22)
Def. Rebounds (2023)	7 (5/20)
Def. Rebounds (Career)	8 (6/24/22)
Total Rebounds (2023)	10 (5/20)
Total Rebounds (Career)	10 (5/20/23)
Assists (2023)	6 (5/23)
Assists (Career)	6 (2 times)
Blocks (2023)	1 (2 times)
Blocks (Career)	4 (5/7/22)
Steals (2023)	3 (5/23)
Steals (Career)	5 (8/3/22)
Minutes (2023)	35 (5/20)
Minutes (Career)	36 (5/7/22)
Double-Doubles (2023)	1
Double-Doubles (Career)	1

HOWARD CAREER																
Season	Team	G	GS	MIN	FGM-A	3PM-A	FTM-A	OR	DR	TOT	AST	STL	BS	TO	PF	PTS
2022	ATL	34	34	1066	184-509	85-248	99-125	27	127	154	96	53	26	52	87	552
2023	ATL	5	5	159	33-80	14-34	10-15	7	19	26	15	6	3	4	11	86
Career		39	39	1225	216-579	97-275	109-140	34	146	180	111	57	28	58	101	638





#13 HALEY JONES F-G • 6-1 • 187 • Rookie • Stanford  
she/her

2023 Highlights:

- » Jones joined Angel McCoughtry as the only other Dream rookie in history to record 10+ points, 3+ rebounds, 2+ assists and 2+ stocks in under 20 minutes against Chicago (5/30).
- » In her breakout game, Jones scored 13 points, 3 rebounds, 2 assist, a block and a steal in her 19 minutes agaist Chicago (5/30).

JONES 2023 GAME-BY-GAME

Date	Opp	GS	MP	FGM-A	3PM-A	FTM-A	OREB	DREB	REB	AST	STL	BLK	TO	PF	PTS
5/20	@ DAL		5	0-1	0-1	0-0	0	1	1	1	1	0	1	0	0
5/20	@ MIN		10	1-2	0-1	0-0	2	2	4	2	1	0	1	2	2
5/28	vs IND		10	0-2	0-0	0-0	0	4	4	2	0	1	3	0	0
5/30	vs CHI		19	5-9	1-1	2-2	0	3	3	2	1	1	1	2	13
6/2	vs. LVA		13	2-4	0-2	0-0	0	2	2	3	1	0	0	2	4

SEASON HIGHS

Points (2023)	13 (5/30)
FG Made (2023)	5 (5/30)
FG Attempted (2023)	9 (5/30)
3PT FG Made (2023)	1 (5/30)
3PT FG Attempt. (2023)	2 (6/2)
FT Made (2023)	2 (5/30)
FT Attempted (2023)	2 (5/30)
Off. Rebounds (2023)	2 (5/23)
Def. Rebounds (2023)	4 (5/28)
Total Rebounds (2023)	4 (2 times)
Assists (2023)	3 (6/2)
Blocks (2023)	1 (2 times)
Steals (2023)	1 (4 times)
Minutes (2023)	19 (5/30)
Double-Doubles (2023)	NONE

JONES CAREER

Season	Team	G	GS	MIN	FGM-A	3PM-A	FTM-A	OR	DR	TOT	AST	STL	BS	TO	PF	PTS
2023	ATL	5	0	57	8-18	1-4	2-2	2	12	14	10	4	2	6	6	19
Career		5	0	57	8-18	1-4	2-2	2	12	14	10	4	2	6	6	19



#2 AARI McDONALD she/her G • 5-6 • 141 • 2 yrs • Arizona

2023 Highlights:

- » Started in the Dream’s season opener at Dallas (5/20) and finished with 6 points on two made three’s and 1 assist.
- » Hit the go-ahead three with 42 seconds left in the Dream’s first win of the 2023 season, contributing 6 assists (ties career high) and 6 points at Minnesota (5/23).
- » McDonald scored her season-high of 8 points in her 28 minutes against Chicago (5/30), also grabbing 3 boards and 2 assists.

McDONALD 2023 GAME-BY-GAME

Date	Opp	GS	MP	FGM-A	3PM-A	FTM-A	OREB	DREB	REB	AST	STL	BLK	TO	PF	PTS
5/20	@ DAL	*	29	2-11	2-7	0-1	0	2	2	1	0	0	3	4	6
5/23	@ MIN	*	31	2-8	1-5	1-2	0	3	3	6	0	0	2	2	6
5/28	vs IND	*	30	1-6	1-3	2-2	0	2	2	3	0	0	1	2	5
5/30	vs CHI	*	28	3-5	1-1	1-2	0	3	3	2	1	0	0	3	8
6/2	vs. LVA	*	26	2-8	1-4	0-1	0	2	2	7	0	0	4	0	5

SEASON/CAREER HIGHS

Points (2023)	8 (5/30)
Points (Career)	20 (2 times)
FG Made (2023)	3 (5/30)
FG Made (Career)	7 (2 times)
FG Attempted (2023)	11 (5/20)
FG Attempted (Career)	17 (6/17/22)
3PT FG Made (2023)	2 (5/20)
3PT FG Made (Career)	5 (5/13/22)
3PT FG Attempt. (2023)	7 (5/20)
3PT FG Att. (Career)	10 (6/1/22)
FT Made (2023)	2 (5/28)
FT Made (Career)	6 (5 times)
FT Attempted (2023)	2 (3 times)
FT Attempted (Career)	8 (6/17/22)
Off. Rebounds (2023)	NONE
Off. Rebounds (Career)	2 (3 times)
Def. Rebounds (2023)	3 (2 times)
Def. Rebounds (Career)	7 (5/29/22)
Total Rebounds (2023)	3 (2 times)
Total Rebounds (Career)	8 (5/29/22)
Assists (2023)	7 (6/2)
Assists (Career)	7 (6/2/23)
Blocks (2023)	NONE
Blocks (Career)	1 (5 times)
Steals (2023)	1 (5/30)
Steals (Career)	7 (6/1/22)
Minutes (2023)	31 (5/23)
Minutes (Career)	43 (6/17/22)
Double-Doubles (2023)	NONE
Double-Doubles (Career)	NONE

McDONALD CAREER

Season	Team	G	GS	MIN	FGM-A	3PM-A	FTM-A	OR	DR	TOT	AST	STL	BS	TO	PF	PTS
2021	ATL	30	4	493	56 - 174	32 - 104	45 - 51	9	40	49	59	25	5	35	53	189
2022	ATL	36	6	876	131-319	48-142	88-101	15	66	81	93	52	1	77	78	398
2023	ATL	5	5	143	10-38	6-20	4-8	0	12	12	19	1	0	10	11	30
Career		71	15	1454	197-531	86-266	137-160	24	118	142	171	78	6	122	142	617



**#24 TAYLOR MIKESELL** G • 5-10 • 150 • Rookie • Ohio State  
she/her

Highlights with Ohio State

- » Scored 2253 points in her five-year college career, averaging 14.3 ppg on 43.4% shooting from the field.
- » 2 x First-team All-Big Ten team (2019,2022), voted by the media.
- » 2019 Big Ten Freshman of the Year
- » Represented the United States in 2016 at the FIBA Under-17 World Champion for Women.

**MIKESELL 2023 GAME-BY-GAME**

Date	Opp	GS	MP	FGM-A	3PM-A	FTM-A	OREB	DREB	REB	AST	STL	BLK	TO	PF	PTS
------	-----	----	----	-------	-------	-------	------	------	-----	-----	-----	-----	----	----	-----

SEASON/CAREER HIGHS
Points (2023)
Points (Career)
FG Made (2023)
FG Made (Career)
FG Attempted (2023)
FG Attempted (Career)
3PT FG Made (2023)
3PT FG Made (Career)
3PT FG Attempt. (2023)
3PT FG Att. (Career)
FT Made (2023)
FT Made (Career)
FT Attempted (2023)
FT Attempted (Career)
Off. Rebounds (2023)
Off. Rebounds (Career)
Def. Rebounds (2023)
Def. Rebounds (Career)
Total Rebounds (2023)
Total Rebounds (Career)
Assists (2023)
Assists (Career)
Blocks (2023)
Blocks (Career)
Steals (2023)
Steals (Career)
Minutes (2023)
Minutes (Career)
Double-Doubles (2023)
Double-Doubles (Career)

**MIKESELL CAREER**

Season	Team	G	GS	MIN	FGM-A	3PM-A	FTM-A	OR	DR	TOT	AST	STL	BS	TO	PF	PTS
2023	ATL	0	0	0	0-0	0-0	0-0	0	0	0	0	0	0	0	0	0
Career																



#32 CHEYENNE PARKER

she/her

F • 6-4 • 193 • 8 yrs • Middle Tennessee

2023 Highlights:

- » Recorded her 17<sup>th</sup> career double-double with a career-high 25 points and a team-high 11 rebounds against the Aces (6/2)
- » Put up 21 points and team-high 6 rebounds in the opening home game against Indiana (5/28)
- » Parker moved into 10th in Dream history with her 37th 10+ point game.
- » Parker is the only other player (w/ Gray) to score in double digits of all five games thus far,

PARKER 2023 GAME-BY-GAME															
Date	Opp	GS	MP	FGM-A	3PM-A	FTM-A	OREB	DREB	REB	AST	STL	BLK	TO	PF	PTS
5/20	@ DAL	*	30	7-14	0-1	4-5	9	2	11	3	3	0	6	2	18
5/23	@ DAL	*	25	4-7	0-0	4-4	1	1	2	2	1	1	2	3	12
5/28	vs IND	*	28	6-13	0-1	9-10	3	3	6	2	1	2	2	4	21
5/30	vs CHI	*	21	4-13	0-2	2-2	3	5	8	1	2	0	2	0	10
6/2	vs. LVA	*	29	10-18	2-3	3-3	3	8	11	0	1	0	3	3	25

SEASON/CAREER HIGHS	
Points (2023)	25 (6/2)
Points (Career)	25 (6/2/23)
FG Made (2023)	10 (6/2)
FG Made (Career)	10 (2 times)
FG Attempted (2023)	18 (6/2)
FG Attempted (Career)	18 (6/2/23)
3PT FG Made (2023)	2 (6/2)
3PT FG Made (Career)	3 (9/11/2020)
3PT FG Attempt. (2023)	3 (6/2)
3PT FG Att. (Career)	5 (6/21/22)
FT Made (2023)	9 (5/28)
FT Made (Career)	12 (8/8/20)
FT Attempted (2023)	10 (5/28)
FT Attempted (Career)	12 (2 times)
Off. Rebounds (2023)	9 (5/20)
Off. Rebounds (Career)	9 (5/20/23)
Def. Rebounds (2023)	8 (6/2)
Def. Rebounds (Career)	10 (3 times)
Total Rebounds (2023)	11 (2 times)
Total Rebounds (Career)	15 (9/2/2020)
Assists (2023)	3 (5/20)
Assists (Career)	5 (5 times)
Blocks (2023)	2 (5/28)
Blocks (Career)	6 (8/27/2019)
Steals (2023)	3 (5/20)
Steals (Career)	5 (6/23/21)
Minutes (2023)	30 (5/20)
Minutes (Career)	35 (6/17/22)
Double-Doubles (2023)	2
Double-Doubles (Career)	17

PARKER CAREER																
Season	Team	G	GS	MIN	FGM-A	3PM-A	FTM-A	OR	DR	TOT	AST	STL	BS	TO	PF	PTS
2015	CHI	30	0	279	28 - 70	0 - 0	10 - 26	30	44	74	6	7	22	16	40	66
2016	CHI	25	7	315	42 - 83	0 - 1	17 - 32	35	46	81	6	12	5	19	42	101
2017	CHI	23	0	286	32 - 69	0 - 3	23 - 36	31	47	78	13	8	15	21	38	87
2018	CHI	34	5	671	128 - 241	6 - 19	77 - 108	60	136	196	23	19	36	48	94	339
2019	CHI	34	0	670	107 - 233	5 - 18	80 - 95	62	135	197	30	25	42	45	81	299
2020	CHI	20	13	498	97 - 175	15 - 32	59 - 69	47	81	128	30	26	18	55	63	268
2021	ATL	13	11	270	50 - 111	10 - 30	22 - 28	13	45	58	16	15	12	16	28	132
2022	ATL	36	35	942	176-352	12-55	62-78	59	163	222	71	38	32	73	98	426
2023	ATL	5	5	104	31-65	2-7	22-24	19	19	38	8	8	3	15	12	86
Career		220	76	4041	681-1391	52-165	371-495	356	717	1072	203	158	184	309	496	1804



#3 DANIELLE ROBINSON G • 5-9 • 137 • 11 yrs • Oklahoma

she/her

2023 Highlights:

» Sustained a knee injury in her first game of the 2023 season with the Dream after 8 minutes at Dallas (5/20).

ROBINSON 2023 GAME-BY-GAME															
Date	Opp	GS	MP	FGM-A	3PM-A	FTM-A	OREB	DREB	REB	AST	STL	BLK	TO	PF	PTS
5/20	@ DAL		8	1-2	0-0	0-0	0	1	1	2	0	0	0	1	2
5/23	@ MIN1						DNP - Injury/Illness - Left Knee								
5/28	vs IND						DNP - Injury/Illness - Left Knee								
5/30	vs CHI						DNP - Injury/Illness - Left Knee								
6/2	vs. LVA						DNP - Injury/Illness - Left Knee								

SEASON/CAREER HIGHS	
Points (2023)	2 (5/20)
Points (Career)	
FG Made (2023)	1 (5/20)
FG Made (Career)	
FG Attempted (2023)	2 (5/20)
FG Attempted (Career)	
3PT FG Made (2023)	NONE
3PT FG Made (Career)	
FT Made (2023)	NONE
FT Made (Career)	
FT Attempted (2023)	NONE
FT Attempted (Career)	
3PT FG Attempt. (2023)	NONE
3PT FG Att. (Career)	
Off. Rebounds (2023)	NONE
Off. Rebounds (Career)	
Def. Rebounds (2023)	1 (5/20)
Def. Rebounds (Career)	
Total Rebounds (2023)	1 (5/20)
Total Rebounds (Career)	
Assists (2023)	2 (5/20)
Assists (Career)	
Blocks (2023)	NONE
Blocks (Career)	
Steals (2023)	NONE
Steals (Career)	
Minutes (2023)	8 (5/20)
Minutes (Career)	
Double-Doubles (2023)	NONE
Double-Doubles (Career)	


ROBINSON CAREER																
Season	Team	G	GS	MIN	FGM-A	3PM-A	FTM-A	OR	DR	TOT	AST	STL	BS	TO	PF	PTS
2011	SAS	34	9	786	98-213	0-1	84-93	24	55	79	132	28	4	60	76	280
2012	SAS	34	34	984	146-270	0-7	43-55	19	66	85	146	46	4	54	76	335
2013	SAS	25	25	812	115-259	0-6	51-64	19	59	78	168	34	4	64	49	281
2014	SAS	33	33	1091	165-361	0-7	96-102	22	93	115	174	55	5	79	96	426
2015	SAS	30	30	902	105-269	0-5	65-72	14	60	74	149	22	2	78	36	275
2017	PHO	32	29	752	83-192	0-7	55-65	14	79	93	110	35	5	61	64	221
2018	MIN	28	2	521	69-155	3-19	41-48	8	42	50	92	26	1	49	38	182
2019	MIN	34	25	919	138-316	9-41	58-66	22	96	118	125	42	7	70	61	343
2020	LVA	22	1	492	62-121	5-13	34-42	5	48	53	71	19	2	28	38	163
2021	IND	24	24	659	88-211	5-25	56-63	8	77	85	89	38	2	42	50	237
2022	IND	31	30	732	85-203	9-40	51-60	12	77	89	119	22	5	51	44	230
2023	ATL	1	0	7	1-2	0-0	0-0	0	1	1	2	0	0	0	1	2
Career		328	242	8657	1155-2572	31-171	634-730	167	753	920	1377	367	41	636	629	2975






# 2023 Atlanta Dream

Headshot Chart + Pronunciations




**00**  
**Naz Hillmon**  
F | 6-2 | 190  
*NAHZ*




**2**  
**Aari McDonald**  
G | 5-6 | 141  
*AIR-ee*



**3**  
**Danielle Robinson**  
G | 5-9 | 137



**7**  
**Laeticia Amihere**  
F | 6-3 | 185  
*luh-TEE-shuh uh-ME-her*



**10**  
**Rhyne Howard**  
G | 6-2 | 175  
*ryan*



**12**  
**Nia Coffey**  
F | 5-6 | 141  
*KNEE-uh*




**13**  
**Haley Jones**  
F-G | 6-1 | 187



**15**  
**Allisha Gray**  
G | 6-0 | 167  
*AL-ee-shuh*



**21**  
**Iliana Rupert\***  
C | 6-4 | 189  
*il-E-AH-nuh roo-PAIR*




**23**  
**AD Durr**  
G | 5-10 | 151  
*A. D. | they/them pronouns*



**24**  
**Taylor Mikesell**  
G | 5-10 | 150



**25**  
**Monique Billings**  
F | 6-4 | 192



**32**  
**Cheyenne Parker**  
F | 6-4 | 193



**Tanisha Wright**  
Head Coach | 2<sup>nd</sup> Year  
*tuh-NEE-shuh*



**Vickie Johnson**  
Assistant Coach | 1<sup>st</sup> Year




**Paul Goriss**  
Assistant Coach | 2<sup>nd</sup> Year



**Barbara Turner**  
Assistant Coach | 2<sup>nd</sup> Year



**Dale McNeil**  
Player Development Coach | 2<sup>nd</sup> Year



**Natalie Trotter**  
Athletic Trainer | 4<sup>th</sup> Year



**Brooklyn Cartright**  
Senior Director of Operations  
3<sup>rd</sup> Year



**Katie Buria**  
Assistant AT, Strength + Conditioning  
2<sup>nd</sup> Year



**Sydney Durrah**  
Basketball Technology, Content  
4<sup>th</sup> Year



**Kelsey Bibik**  
Senior Public Relations Manager  
5<sup>th</sup> Year

\*Temporarily Suspended (Overseas Obligations)