

ATLANTA DREAM BASKETBALL

2023 GAME NOTES

#DoltForTheDream

2023 REGULAR SEASON SCHEDULE

Date	Opponent	Time (ET) / Result	TV / Stream
May 20	at Dallas	L, 78-85	ABC
May 23	at Minnesota	W, 83-77	Twitter, BSSE
May 28	vs. Indiana*	L, 90-87	NBA TV, BSSE
May 30	vs. Chicago*	7:00 p.m.	Twitter, BSSE
June 2	vs. Las Vegas	8:00 p.m.	ION TV
June 9	vs. New York*	7:30 p.m.	ION TV
June 11	vs. Connecticut*	4:00 p.m.	ESPN3, BSSO
June 13	at New York*	8:00 p.m.	CBSSN, BSSE
June 15	at Connecticut*	7:00 p.m.	Amazon, BSSO
June 18	at Indiana*	4:00 p.m.	CBSSN, BSSO
June 20	at Dallas	8:00 p.m.	NBA TV, BSSE
June 23	vs. New York	7:30 p.m.	ION TV
June 28	at Washington*	7:00 p.m.	NBA TV, BSSE
June 30	vs. Washington*	7:00 p.m.	ION TV
July 2	vs. Los Angeles	3:00 p.m.	ESPN3, BSSO
July 5	at Los Angeles	10:00 p.m.	CBSSN, BSSE
July 7	at Chicago*	8:00 p.m.	ION TV
July 9	at Chicago	8:00 p.m.	BSSE
July 12	vs. Seattle	7:00 p.m.	BSSE
July 18	vs. Minnesota	7:00 p.m.	NBA TV, BSSE
July 20	at Connecticut	11:30 a.m.	NBA TV, BSSE
July 22	vs. Connecticut	1:00 p.m.	ESPN
July 25	vs. Phoenix	7:00 p.m.	ESPN
July 27	at New York	7:00 p.m.	Amazon, BSSE
July 30	vs. Washington	3:00 p.m.	ESPN3, BSSO
Aug 1	at Las Vegas	10:00 p.m.	BSSE
Aug 3	at Phoenix	10:00 p.m.	Amazon, BSSO
Aug 6	vs. Indiana	3:00 p.m.	ESPN3, BSSO
Aug 10	at Seattle	10:00 p.m.	NBA TV, BSSE
Aug 12	at Los Angeles	7:30 p.m.	BSSO
Aug 13	at Las Vegas	9:00 p.m.	CBSSN, BSSE
Aug 18	vs. Chicago	7:30 p.m.	ION TV
Aug 22	vs. Las Vegas	7:00 p.m.	CBSSN, BSSE
Aug 25	vs. Los Angeles	8:00 p.m.	ION TV
Aug 27	at Indiana	4:00 p.m.	NBA TV, BSSO
Aug 29	vs. Phoenix	7:00 p.m.	BSSE
Sept 1	at Minnesota	8:00 p.m.	ION TV
Sept 6	vs. Seattle	7:00 p.m.	NBA TV, BSSE
Sept 8	at Washington	7:00 p.m.	ION TV
Sept 10	vs. Dallas	1:00 p.m.	BSSO

* Commissioner's Cup game

BSSO = Bally Sports South / BSSE = Bally Sports Southeast

CBSSN = CBS Sports Network / Amazon = Amazon Prime Video

2023 WNBA Standings

as of Sunday, May 28

#1	Las Vegas Aces	4-0
#2	Connecticut Sun	3-1
#3	Chicago Sky	3-1
#4	New York Liberty	2-1
#5	Dallas Wings	2-1
#6	Washington Mystics	2-2
#7	Los Angeles Sparks	1-2
#8	Indiana Fever	1-2
#9	Atlanta Dream	1-2
#10	Phoenix Mercury	1-2
#11	Seattle Storm	0-2
#12	Minnesota Lynx	0-4



ATLANTA DREAM vs CHICAGO SKY

Atlanta, Ga. • Gateway Center Arena

Sunday, May 23 at 7:00 p.m. ET

Game 4 • Bally Sports Southeast / Twitter

PxP: Angel Gray • Analyst: Tabitha Turner • Reporter: Tenitra Batiste



PROBABLE STARTERS

G #2 AARI McDONALD 5-6 | 141 | 2 yrs | Arizona

2023: Started in the Dream's season opener at Dallas (5/20) and finished with 6 points on two made three's and 1 assist ... Hit the go-ahead three to help the Dream beat Minnesota (5/23) and dished out a career-high-tying 6 assists. McDonald has played 30+ minutes in each game this season for the Dream.

G #15 ALLISHA GRAY 6-1 | 167 | 6 yrs | South Carolina

2023: Scored 10 points with 7 rebounds and 7 assists in Dream's season opener at Dallas (5/20), her former team ... Led the team with a career-high-tying 26 points at Minnesota (5/23), adding 10 rebounds for her 7th career double-double. Gray posted 19 points, 4 rebound and 4 assists in her debut home game for the Dream against Indiana (5/28).

G #10 RHYNE HOWARD 6-2 | 175 | 1 yr | Kentucky

2023: First career double-double with a team-leading 20 points and career-best 10 rebounds at Dallas (5/20). Dropped a season-high 23 points in the home opener against Indiana, shooting 43% behind the arc (5/28).

F #12 NIA COFFEY 6-1 | 182 | 6 yrs | Northwestern

2023: started in the Dream's season opener at Dallas (5/20), finishing with 3 points, 3 rebounds, a steal and 4 blocks. Coffey is averaging 2.3 blocks a game, currently the fourth-best in the WNBA.

C #32 CHEYENNE PARKER 6-4 | 193 | 8 yrs | Middle Tennessee

2023: Recorded her 16th career double-double with 18 points and 11 rebounds at Dallas (5/20) ... Scored 12 points at Minnesota (5/23). Parker scored a season high 21 points in the home-opener against Indiana (5/28).

2023 RECORDS

2023	Record	Home	Road	OT
Overall	1-2	0-1	1-1	-
Eastern	0-1	0-1	0-0	-
Western	1-1	0-0	1-1	-
Commissioner's Cup	0-1	0-1	0-0	-

GAME STATUS REPORT

Danielle Robinson - OUT (Left Knee)

Iliana Rupert - Temporarily Suspended (Overseas Commitment)

RECENT TRANSACTIONS

May 18, 2023 - Atlanta Dream suspended the contract of Iliana Rupert (Temporary, Overseas Obligations).

May 16, 2023 - Atlanta Dream traded guard Leigha Brown to Connecticut in exchange for a 2025 third round pick.

May 5, 2023 - Atlanta Dream waived Alaina Coates and Mikayla Pivec.

2023 ATLANTA DREAM ROSTER

#	Player	Pronouns	Pos	Ht	Wt	DOB	Exp	From	Instagram
00	Naz Hillmon	she/her	F	6-2	190	April 5, 2000	1	Michigan/USA	@naz_hillmon
2	Aari McDonald	she/her	G	5-6	141	Aug. 20, 1998	2	Arizona/USA	@aarimcdonald
3	Danielle Robinson	she/her	G	5-9	137	May 10, 1989	11	Oklahoma/USA	@danirob13
7	Laeticia Amihere	she/her	F	6-4	185	July 10, 2001	R	South Carolina/Canada	@_theblackqueen_
10	Rhyne Howard	she/her	G	6-2	175	April 29, 2000	1	Kentucky/USA	@rhyne.howard
12	Nia Coffey	she/her	F	6-1	182	June 11, 1995	6	Northwestern/USA	@niacoffey
13	Haley Jones	she/her	F-G	6-1	187	May 23, 2001	R	Stanford/USA	@haley.jonesss
15	Allisha Gray	she/her	G	6-0	160	Jan. 12, 1995	6	South Carolina/USA	@graytness_15
21	Iliana Rupert*	she/her	C	6-4	189	July 12, 2001	1	Tango Bourges/France	@iliana.12
23	AD Durr	they/them	G	5-10	151	April 5, 1997	2	Louisville/USA	@asiadurr
25	Monique Billings	she/her	F	6-4	185	May 2, 1996	5	UCLA/USA	@monique.billings
31	Lorela Cubaj	she/her	F-C	6-4	200	Jan. 8, 1999	1	Georgia Tech/Italy	@lorelacubaj
32	Cheyenne Parker	she/her	F	6-4	198	Aug. 22, 1992	8	Middle Tenn./USA	@1_born_queen

#	Player	Pronouns	Pos	Ht	Wt	DOB	Exp	From	Instagram
7	Laeticia Amihere	she/her	F	6-4	185	July 10, 2001	R	South Carolina/Canada	@_theblackqueen_
25	Monique Billings	she/her	F	6-4	185	May 2, 1996	4	UCLA/USA	@monique.billings
12	Nia Coffey	she/her	F	6-1	182	June 11, 1995	5	Northwestern/USA	@niacoffey
31	Lorela Cubaj	she/her	F-C	6-4	200	Jan. 8, 1999	1	Georgia Tech/Italy	@lorelacubaj
23	AD Durr	they/them	G	5-10	151	April 5, 1997	1	Louisville/USA	@asiadurr
15	Allisha Gray	she/her	G	6-0	160	Jan. 12, 1995	6	South Carolina/USA	@graytness_15
00	Naz Hillmon	she/her	F	6-2	190	April 5, 2000	R	Michigan/USA	@naz_hillmon
10	Rhyne Howard	she/her	G	6-2	175	April 29, 2000	R	Kentucky/USA	@rhyne.howard
13	Haley Jones	she/her	F-G	6-1	187	May 23, 2001	R	Stanford/USA	@haley.jonesss
2	Aari McDonald	she/her	G	5-6	141	Aug. 20, 1998	1	Arizona/USA	@aarimcdonald
32	Cheyenne Parker	she/her	F	6-4	198	Aug. 22, 1992	7	Middle Tenn./USA	@1_born_queen
3	Danielle Robinson	she/her	G	5-9	137	May 10, 1989	11	Oklahoma/USA	@danirob13
21	Iliana Rupert*	she/her	C	6-4	189	July 12, 2001	1	Tango Bourges/France	@iliana.12

*Temporarily Suspended, Overseas Obligations

Head Coach – Tanisha Wright (second season, Penn State)

Assistant Coach - Vickie Johnson (first season, Louisiana Tech)

Assistant Coach - Paul Goriss (second season)

Assistant Coach - Barbara Turner (second season, Connecticut)

Athletic Trainer - Natalie Trotter (fourth season, Valdosta State/Troy)

Basketball Technology + Content - Sydney Durrah (fourth season, Maryland)

Senior Director of Operations - Brooklyn Cartwright (third season, Georgia Southern)

Player Development Coach - Dale McNeil (second season, Benedict College)

Assistant Athletic Trainer / S&C Coach - Katie Buria (second season, Wisconsin-River Falls)

How The Team Was Built

Through the Draft:	Monique Billings, 15 th overall pick, 2018 Aari McDonald, 3 rd overall pick, 2021 Rhyne Howard, 1 st overall pick, 2022 Naz Hillmon, 15 th overall pick, 2022 Haley Jones, 6 th overall pick, 2023 Laeticia Amihere, 8 th overall pick, 2023
Via Trade:	AD Durr, 6/8/22 Danielle Robinson, 1/13/23 Allisha Gray, 1/18/23
Via Free Agency:	Cheyenne Parker, 2/1/21 Nia Coffey, 2/1/23 Iliana Rupert, 2/11/23 Lorela Cubaj, 3/8/23

PRONUNCIATION GUIDE

Laeticia Amihere - luhTEE-shuh ah-ME-hear

Nia Coffey - NEE-uh

Lorela Cubaj - lo-RELL-uh coo-BYE

AD Durr - A. D.

Naz Hillmon - NAHZ

Rhyne Howard - like Ryan

Aari McDonald - AIR-ee

Iliana Rupert - ill-e-AH-nuh roo-PAIR

QUICK FACTS

GENERAL

Full Name: Atlanta Dream
 Location: Atlanta, Ga.
 Inaugural Season: 2008
 Colors: Red, Gray, White, Blue
 Owners: Larry Gottesdiener, Suzanne Abair, Renee Montgomery
 Dream Pursued, LLC
 TV: Bally Sports/ABC/ESPN/CBS Sports Network

COACHING STAFF

Head Coach: Tanisha Wright
 Years with Dream: Second Season
 Career Record as HC: 15-24
 Record with Dream as HC: 15-24
 Alma Mater: Penn State
 Assistant Coach: Vickie Johnson (Louisiana Tech)
 Assistant Coach: Paul Goriss
 Assistant Coach: Barbara Turner (Connecticut)
 Head Athletic Trainer: Natalie Trotter (Valdosta State)
 Sr. Director of Basketball Ops: Brooklyn Cartwright (Georgia Southern)
 Basketball Technology, Content: Sydney Durrah (Maryland)
 Player Development Coach: Dale McNeil (Benedict)
 Assistant AT / S&C Coach: Katie Buria (UW-River Falls)

TEAM INFORMATION

2022 Record: 14-22
 2022 Home Record: 8-10
 2022 Road Record: 6-12
 2022 vs. Eastern Conference: 5-13

DREAM HISTORY

First Year: 2008 (15th Season)
 Regular Season Record: 221-280
 Regular Season Home Record: 133-117
 Regular Season Road Record: 88-163
 Playoff Record: 15-19 (9 Appearances)
 Best Finish: WNBA Finals (2010, 2011, 2013)
 WNBA Championships: 0
 Eastern Conference Championships: 3 (2010, 2011, 2013)



HOW THE ATLANTA DREAM REBUILT A BROKEN WNBA FRANCHISE

M.A. VOEPEL FOR ESPN.COM

When they joined the Atlanta Dream in October 2021, coach Tanisha Wright and general manager Dan Padover took stock of their new WNBA team. It didn't take long.

Atlanta had just three players under contract -- one of whom had missed two-thirds of the 2021 season under suspension -- and a 2022 first-round draft pick. The Dream had gone a combined 23-65 from 2019 to 2021 and had a contentious separation from one of its former owners.

The mission for the new ownership group, front office and coaches was nothing short of an overhaul. But how do you fix a broken franchise? It starts from the top.

"Our league deserves owners who are just as passionate about this as we are," said Wright, who played in the WNBA for 14 seasons before becoming a coach. "I think that's exactly the type of ownership group that we have now: They're excited not only for the Atlanta Dream, but for the growth of the WNBA as a whole."

The Dream finished 2022 at 14-22 and just out of the playoffs, and No. 1 draft pick Rhyne Howard was WNBA Rookie of the Year. In the offseason, Atlanta had a handful of headlining acquisitions, including Allisha Gray, the 2017 rookie of the year. And entering the 2023 season -- which opens for the Dream on May 20 (1 p.m. ET, ABC) at the Dallas Wings -- there's an energetic feeling of potential.

"We know how hard we can work and what we can accomplish," Howard said. "It's only up from here. It's gonna be a good journey."

The vibe is much different than the summer of 2020, when the Dream organization seemed in crisis as the players' relationship with then-Atlanta ownership became fractured beyond repair.

Real estate investor Larry Gottesdiener knew this when he bought the Dream in February 2021 with an ownership trio that included former WNBA player Renee Montgomery.

Gottesdiener has made a fortune looking at spaces, imagining what could be there and then making it happen. The Dream, who entered the WNBA in 2008 as an expansion franchise and made three trips to the WNBA Finals between 2010 and 2013, weren't literally building from the ground up in 2021, but it felt like it.

Read the rest of this piece in on ESPN.com.

DREAM PUBLIC RELATIONS AND SOCIAL MEDIA

Senior Manager, Public Relations Kelsey Bibik
 Phone: 404-920-2545(O) / 858-361-9855 (C)
 Email: kelsey.bibik@atlantadream.com
 Twitter: @kelseybibik

Communications Assistant Liam Branley
 Phone: 762-728-1095 (C)
 Email: liam.branley@atlantadream.com

Twitter @AtlantaDream
 Instagram atlantadream
 Facebook /AtlantaDream
 PR Twitter @ATLDreamPR

NOTES AND STORYLINES

Upcoming Milestones

Allisha Gray

- » Needs 5 more blocks to reach 100 career (current: 95)

Nia Coffey

- » Needs 7 more made three's to reach 100 career (current: 93)

Rhyné Howard

- » Needs 7 more made three's to reach 100 career (current: 93)

Aari McDonald

- » Needs 16 more made three's to reach 100 career (current: 84)

Danielle Robinson

- » Needs 25 more points to reach 3,000 career (current: 2,975)

Rhyné Howard Lands SLAM Magazine Cover

2022 WNBA Rookie of the Year, All-Star and No. 1 overall Draft pick



Rhyné Howard landed her first SLAM Magazine cover, the magazine announced on Friday, May 19. Howard is featured as one of SLAM's "Futures" highlights; writer DeMarco Williams calls Howard a "nightmare in the WNBA" in the featured story. SLAM 244 will hit shelves May 29.

ATL Scorers Putting the League on Notice

Allisha Gray, Rhyné Howard and Cheyenne Parker make up 3 out of the 12 leading scorers in the WNBA, a feat no other team can claim. Gray is averaging 18.3 ppg, Howard and Parker are averaging 17 ppg. The newly-formed trio have begun the 2023 season with a barrage of points, signalling to the league that the Dream have the scoring ability that can match anyone.

Coffey Block Party

Dream forward Nia Coffey has begun the 2023 season with 7 total blocks through 3 games. With an average of 2.3 block per game, Coffey sits fourth across the WNBA, and an anchor to Dream's defence.

Dream vs. Fever

Atlanta controlled the game for the majority of the contest, only allowing the Fever to comeback towards the end of the fourth. With both Howard and Parker scoring 20 + points, The Dream looked poised to take their second win of the season. However, behind Fever's NaLyssa Smith (23 points and 13 rebounds) the Dream fell short losing 87-90 in their home opener.

Comeback Win at Minnesota

The Dream were down 40-47 at halftime in last Tuesday's game at Minnesota, and ended up recouping a 19-point deficit to secure the win. It stands as the largest comeback win in Dream history after Atlanta was 0-20 last season when trailing at the half.

Tanisha Wright's Record in Jeopardy

Guard Danielle Robinson is only 45 assists away from breaking current Dream head coach Tanisha Wright's all-time assists record. Heading into Tuesday's game at Minneapolis, Robinson has 1,378 career assists (13th all-time); Wright finished her career with 1,423 (11th

all-time).

Atlanta Dream Announce Full Broadcast Schedule

All 40 of the Dream's games this season will air either locally or nationally, with 34 games available to fans via national broadcast or stream. Atlanta's season tips off with a national broadcast as the Dream's season opener against the Dallas Wings on May 20th will air on ABC at 1:00 p.m. ET. ESPN will broadcast back-to-back Dream games as Atlanta hosts the Connecticut Sun on Saturday, July 22 at 1 p.m. E.T. and the Phoenix Mercury on Tuesday, July 25 at 7:00 p.m. ET.

Bally Sports South's season-long coverage will begin with the team's game at the Minnesota Lynx on Tuesday, May 23, airing on Bally Sports Southeast and streaming on the Bally Sports app beginning at 8:00 p.m. ET.

Nine Friday night Atlanta Dream games will air nationally on ION TV, beginning with the team's June 2nd home game against the Las Vegas Aces. Atlanta will have four games air on CBS Sports Network and eight on NBA TV. Several games will be available for fans to stream as well, with two on Twitter, three on Amazon Prime Video, and three streaming through ESPN3.

The broadcast team for Atlanta Dream games on Bally Sports returns for their third season together in 2023. Angel Gray is back for her third season as play-by-play announcer, while LaChina Robinson and Tabitha Turner will split time as analysts again this season. Robinson returns for her 14th season with the Dream, while Turner will provide commentary for a fifth consecutive season.

Dream Reload with Three Picks in 2023 WNBA Draft

The Atlanta Dream selected guard Haley Jones with the No. 6 overall pick out of Stanford, Laetitia Amihere out of South Carolina with the No. 8 pick, and Leigha Brown with the No. 15 pick (second round) in the 2023 WNBA Draft.

"We targeted two players at 6 and 8 and feel very fortunate to have landed both of them," said General Manager Dan Padover. "Haley has played at an elite level her entire life and is a versatile guard who will complement our backcourt in a variety of ways. Laetitia is a unique talent with endless potential, and we are looking forward to seeing her growth at the pro level. Leigha is an ultra-competitor who can play multiple positions. We are excited that this year's draft will bring another influx of youth and excitement to this roster."

Dream Sign Cheyenne Parker, Allisha Gray to Contract Extensions

Returning forward Cheyenne Parker and new-addition Allisha Gray both signed new contracts with the Dream prior to the 2023 season, keeping them in Atlanta for the near future.

The Dream acquired Gray in a trade that sent the team's 2023 No. 3 pick and 2025 first round pick to the Dallas Wings earlier this year. She joins the Dream after a career-best season with the Wings in 2022 where she averaged 13.3 points, 4.8 rebounds and 2.5 assists per game.

In her last two seasons with the Dream Parker has averaged 11.4

NOTES AND STORYLINES

points, 5.7 rebounds and 1.1 steals per game. After missing the last half of the 2021 season to give birth to her daughter Naomi, Parker returned to the court to play in all 36 of Atlanta's games in 2022, tallying career-best records with 176 baskets, 163 defensive rebounds, 222 total rebounds, 71 assists and 37 steals.

Atlanta Continues to Invest in Player Growth with Kia Vaughn and Kiara McClendon Hires

The Dream hired WNBA veteran player Kia Vaughn as a Basketball Operations Associate and Kiara McClendon as Director of Player Engagement this past offseason.

Both hires reflect Dream ownership's commitment to providing resources and opportunities to both current and former players, giving them a world class experience while in Atlanta and setting them up for both current and long-term success.

In her newly created position, McClendon will serve as the players' primary off-court liaison, helping them seamlessly transition into life in Atlanta and build a community that bolsters their lives off the court. The Dream also launched a pilot program designed to transition recently retired WNBA players into the next phase of their careers while providing insight and training around the many opportunities in professional basketball, from coaching to working in a front office. The program is designed to develop the WNBA's own talent with the goal of setting former players up for long-term success.

Vaughn joined the team as the first member of the Dream's Retired Player Transition Program as a Basketball Operations Associate.

Dream Awarded Iliana Rupert on Waivers

Atlanta was awarded center Iliana Rupert on a waiver claim on February 11. Rupert's contract was temporarily suspended prior to the season as she fulfills overseas obligations, her timetable to join the team is TBD.

Atlanta Dream Make Long-Term Commitment to Head Coach and General Manager

Head coach Tanisha Wright, AP Coach of the Year in her first season, and Dan Padover, two-time WNBA Executive of the Year, each signed five-year contract extensions in December 2022 that will keep them in Atlanta through the 2027 season. Per team policy, terms of the contracts were not disclosed.

"We are essentially building the Atlanta Dream from scratch, and that takes time," said Larry Gottesdiener, primary owner of the Atlanta Dream. "What Tanisha and Dan accomplished with this team in less than a year is extraordinary, and is something that should put the sports world on notice of exciting things to come from our franchise."

SERIES RECORD

Overall	CHI leads, 35-20
at Atlanta	CHI leads, 18-11
at Chicago	CHI leads, 17-9
Current Streak	CHI, W4
at Atlanta	CHI, W3
at Chicago	CHI, W2
Largest Atlanta Win	18 (5/23/18)
Largest Chicago Win	25 (8/16/20)
Playoffs	CHI leads, 3-1
at Atlanta	CHI leads, 2-0
at Chicago	TIED, 1-1

DATE	H/A	W/L	SCORE
6/6/08	H	L	72-86
6/7/08	A	L	70-91
7/5/08	H	W	91-84
7/13/08	A	L	66-79
6/12/09	A	L	73-81
6/23/09	H	L	98-99 (OT)
8/8/09	H	L	80-82
6/4/10	H	L	70-80
6/15/10	A	W	93-86
7/3/10	H	L	82-88
8/14/10	A	W	98-74
8/17/10	H	L	79-84
6/21/11	H	W	71-68
7/9/11	A	L	69-81
7/16/11	H	W	76-68
8/23/11	A	W	83-80
6/2/12	H	L	92-94 (OT)
7/1/12	A	L	69-71
8/17/12	A	W	82-76
8/22/12	H	W	82-71
9/20/12	A	W	75-66
6/16/13	H	W	88-74
8/24/13	H	L	56-67
8/31/13	A	L	68-85
9/13/13	A	L	82-87
5/24/14	A	L	73-87
6/7/14	H	W	97-59
7/13/14	H	W	81-79 (OT)
7/25/14	H	L	75-79
8/10/14	A	L	69-80
6/19/15	H	W	74-73
6/24/15	A	L	96-100 (OT)
7/21/15	A	L	92-97
8/29/15	H	L	96-98
5/22/16	H	W	87-81
6/17/16	H	W	101-97
8/26/16	A	L	82-90
5/19/17	A	W	82-90
5/21/17	H	L	83-91
6/23/17	H	L	78-82
8/5/17	A	L	86-91
5/23/18	A	W	81-63
6/27/18	A	L	80-93
8/3/18	H	W	89-74
7/17/19	A	L	77-76
8/3/19	H	L	75-87
8/20/19	H	L	83-87
8/16/20	A	L	67-92
9/9/20	H	W	97-89
5/19/21	H	L	77-85
5/25/21	A	W	90-83
8/24/21	H	L	58-69
6/3/22	H	L	65-73
6/17/22	A	L	100-106 (OT)
7/12/22	A	L	75-90

OFFICIAL SCORER'S REPORT
FINAL BOX

Tuesday, July 12, 2022 Wintrust Arena, Chicago, IL
Officials: #10 Isaac Barnett, #63 Jeffery Smith, #69 Stu Roe Mitchell

Game Duration: 1:55
Attendance: 7874

VISITOR: Atlanta Dream (10-13)

2019-2020 Season Breakdown (10/15)																		
	POS	MN	PG	PQA	SP	SFA	FT	FTA	OR	DR	TOT	A	PF	ST	TO	BG	+/-	PTS
10 Rhyan Howard	F	29:38	8	76	1	3	8	0	1	1	2	3	2	0	1	-18	7	
12 Nia Coffey	F	22:30	4	7	3	0	0	0	1	1	2	0	1	1	4	0	-15	11
33 Cheyenne Parker	C	27:38	5	11	0	2	2	4	2	4	8	2	1	0	0	2	-19	14
15 Tiffany Hayes	G	30:38	4	11	2	4	2	2	1	7	3	2	5	1	3	0	-21	12
17 Erica Wheeler	G	23:35	3	7	0	2	0	0	1	0	1	2	3	0	2	0	-9	6
25 Monique Billings		19:28	3	5	0	0	2	2	3	4	7	2	0	0	1	0	3	5
7 Kia Vaughn		08:54	0	3	0	0	0	0	1	1	2	1	4	0	4	0	-4	0
2 Asai McDonald		18:05	4	9	3	4	1	2	0	0	0	3	1	3	2	0	-5	12
3 Kristy Wallace		10:11	1	1	1	1	0	0	0	2	2	2	1	0	0	0	2	3
23 Asia (AD) Durr		09:00	1	4	0	1	0	0	0	2	2	0	1	0	1	0	4	2
60 Naz Hinton		01:40	0	0	0	0	0	0	0	1	1	0	0	0	0	0	-1	0
1 Beatrice Mompremier	DNP - Coach's Decision																	
		280:00	20	68	10	23	7	10	10	23	33	17	20	7	17	3	-18	75
			43%		41.4%		70%			TR 88%:	8				TOT TO: 17 CG FTSG:			

HOME: CHICAGO SKY (17-0)

[illegible]

SCORE BY PERIOD	1	2	3	4	FINAL
-----------------	---	---	---	---	-------

Country	1990	1991	1992	1993	1994
Denmark	23	24	16	10	75
UK	25	19	15	20	80

Insulated Dress -

Inventive Sky -
Includes In the End

Points in the Points Down 30 (100%, ONLY 40 (100%) **Support Loan Down 6, ONLY 10 (100%)**
2nd Chance Policy Down 14 (100%), ONLY 14 (100%) **Lead Channel 6**

Paul Break Points Down 9 (2ND, 5KT 10 (PTO)**OFFICIAL SCORES REPORT**
FINAL BOX

Friday, June 17, 2022 Wintrust Arena, Chicago, IL
Officials: #13 Cheryl Flores, #14 Derrica Hooper, #66 Angelica Sullivan

Game Duration: 2:00
Attendance: 74,300

VISITOR: Atlanta Dream (7-8)

	POS	MIN	PG	PGA	SP	SFA	FT	FTA	OR	DR	TOT	A	PF	ST	TO	BG	+/-	PTS
10 Rhysse Howard	F	28:32	7	15	2	7	8	1	1	3	4	7	5	1	4	2	3	18
12 Nia Coffey	F	11:20	0	2	0	0	0	1	3	4	0	2	0	1	0	0	-5	0
22 Cheyanne Parker	C	34:38	7	19	0	1	2	3	1	5	8	3	4	4	2	4	-11	18
8 Kristy Wallace	G	10:57	1	5	1	1	0	0	2	0	2	2	1	0	0	0	-13	3
2 Aari McDonald	G	42:58	5	17	2	5	5	5	2	3	5	5	2	1	2	0	-5	20
25 Aali (AD) Durr		31:40	5	17	1	3	4	5	0	3	3	3	3	0	1	1	-5	21
60 Naz Hillmon		25:35	3	4	0	0	0	0	2	4	0	0	0	1	2	1	5	5
25 Monique Billings		14:28	3	5	0	0	0	0	3	1	4	0	1	2	1	0	-15	5
24 Destiny Stocum		17:01	3	7	2	5	2	3	0	2	2	2	0	0	2	0	1	10
1 Beatrice Mompremier		05:30	1	1	0	0	0	0	2	1	3	0	0	0	0	1	3	2
15 Tiffany Hayes	DND - Injury/Illness - Right Knee																	
7 Kelsi Vaughn	MWT - Health and Safety Protocols																	
17 Erica Wheeler	MWT - Injury/Illness - Left Foot Sprain																	
		20:00	30	67	3	22	14	21	14	25	30	25	13	9	15	0	-5	107

HOME: CHICAGO SKY (10-4)

Team Statistics (10/17)																		
	POS	BH	PG	PGA	SP	SFA	FT	FTA	OR	GRT	A	PF	ST	TB	+/-	PTS		
3 Kahleah Copper	F	36:48	7	32	3	8	8	0	10	10	3	1	2	0	-11	23		
35 Emma Moosman	F	39:21	7	70	1	2	2	3	4	8	12	3	4	1	1	5	17	
30 Azard Stevens	C	32:08	8	70	3	5	2	2	1	5	6	3	0	1	3	10	15	
14 Alle Gulley	G	22:40	8	8	3	5	4	4	1	0	2	1	2	0	8	17		
23 Courtney Vanderloot	G	26:28	2	5	1	2	6	5	0	6	6	4	5	2	4	15	11	
20 Julie Altemand	D	12:48	0	1	0	0	0	0	0	0	0	5	1	0	0	-7	0	
36 Rebekkah Gardner	D	22:14	5	8	3	3	0	0	2	1	3	5	1	2	0	-2	15	
11 Dana Evans	H	18:04	0	4	0	3	0	0	1	0	1	0	1	0	1	-5	0	
24 Ruthy Hebard	H	18:04	2	6	0	0	0	0	2	4	6	1	1	0	2	1	-4	4
26 Li Yuesu	G	04:27	1	2	0	0	2	2	0	2	2	0	0	2	0	2	4	
5 Candace Parter	DND - Injury/Knee - Knee																	
	225:00	50	75	14	20	22	25	11	50	47	24	22	9	15	7	106		
		46.7%	86%			86%			TH FIBS:	4					TTT TO:	(7 /17 FT%)		

SCORE BY PERIOD	1	2	3	4	OT1	TOTAL
-----------------	---	---	---	---	-----	-------

Country	1990	1991	1992	1993	1994	1995
China	10	31	10	9	100	
UK	31	23	12	15	100	

Weather Data -

Investment City -
Investment City -
Investment City -

Points in the Points Down 04 (2001), ONLY 30 (1991) Support Leads Down 0, ONLY 10
2nd Chance Points Down 04 (2001), ONLY 0 (1991) Lead Down 0

Full Break Pointed Brown 10 (91%), UK 14 (97%) **Time Trial 7'**

Technical Tests – Individual

157711 *Worms, 1994* 1st ed.

THE JOURNAL OF THE

ALL-TIME RECORDS

Wins-Losses by Year

Year	Overall	Home	Away	Conference Place
2008	4-30	1-16	3-14	7 th
2009	18-16	12-5	6-11	2 nd
2010	19-15	10-7	9-8	4 th
2011	20-14	11-6	9-8	3 rd
2012	19-15	11-6	8-9	3 rd
2013	17-17	13-4	4-13	2 nd
2014	19-15	13-4	6-11	1 st
2015	15-19	9-8	6-11	5 th
2016	17-17	11-6	6-11	4 th
2017	12-22	9-8	3-14	5 th
2018	23-11	13-4	10-7	1 st
2019	8-26	5-12	3-14	6 th
2020*	7-15	3-8	4-7	4 th
2021	8-24	4-12	4-12	5 th
2022	14-22	8-10	6-12	5 th
2023	1-2	0-1	1-1	1-7 th

All-Time Dream Records vs. Opponents

Team	2008	2009	2010	2011	2012	2013	2014	2015	2016	2017	2018	2019	2020	2021	2022	2023	Overall
Chicago	1-3	0-3	2-3	3-1	3-2	1-3	2-3	1-3	2-1	1-3	2-1	0-3	1-1	1-2	0-3	0-0	20-35
Connecticut	0-3	3-1	3-1	2-2	1-3	3-2	2-2	3-2	4-0	1-2	3-0	1-3	1-1	0-3	0-3	0-0	25-29
Dallas	----	----	----	----	----	----	----	----	3-0	1-2	1-2	2-1	1-1	2-1	2-1	0-1	11-9
Detroit	0-3	3-1	----	----	----	----	----	----	----	----	----	----	----	----	----	----	3-4
Houston	0-2	----	----	----	----	----	----	----	----	----	----	----	----	----	----	----	0-2
Indiana	1-3	1-2	2-3	4-0	2-3	3-1	3-2	1-3	1-2	2-1	3-1	1-2	1-1	2-1	4-0	0-1	31-26
Las Vegas	----	----	----	----	----	----	----	----	----	----	3-0	1-2	0-2	0-2	1-2	0-0	5-8
Los Angeles	1-1	1-1	2-0	2-0	1-1	1-1	1-1	2-0	2-1	1-2	2-1	0-3	0-2	0-3	2-1	0-0	18-18
Minnesota	1-1	1-1	1-1	0-2	0-2	1-1	1-1	0-2	0-3	0-3	2-1	1-2	1-1	0-3	1-2	1-0	11-26
New York	0-3	1-3	2-2	2-3	2-2	2-2	1-3	1-4	1-2	1-2	2-1	1-2	2-0	2-1	1-3	0-0	21-32
Phoenix	0-2	1-1	2-0	0-2	2-0	0-2	1-1	0-2	1-2	1-2	1-2	0-3	0-2	0-3	2-1	0-0	11-25
Sacramento	0-2	2-0	----	----	----	----	----	----	----	----	----	----	----	----	----	----	2-2
San Antonio	0-2	2-0	2-0	0-2	1-1	1-1	2-0	1-1	1-2	2-1	----	----	----	----	----	----	12-8
Seattle	0-2	1-1	0-2	2-0	2-0	1-1	1-1	1-1	1-2	2-1	2-1	1-2	0-2	0-3	1-2	0-0	15-21
Tulsa	----	----	2-0	2-0	1-1	1-1	2-0	1-1	----	----	----	----	----	----	----	----	9-3
Washington	0-3	2-2	1-3	3-2	4-0	3-2	3-1	4-0	1-2	0-3	2-1	0-3	0-2	1-2	0-4	0-0	24-30
TOTALS	4-30	18-16	19-15	20-14	19-15	17-17	19-15	15-19	17-17	12-22	23-11	8-26	7-15	8-24	14-22	1-2	221-280

All-Time Coaches

Coach	Years	W-L	Percentage
Marynell Meadors	2008-12	73-87	0.456
Fred Williams	2012-13	24-20	0.545
Michael Cooper	2014-17	63-73	0.463
Nicki Collen	2018-2020	38-52	0.422
Mike Petersen	2021	6-13	0.316
Darius Taylor	2021	2-11	0.154
Tanisha Wright	2022-present	15-24	0.3846

2023 ATLANTA DREAM STATS

2023 Records In...

1-point games.....	0-0
2-3 point games.....	0-1
4-5 point games.....	0-0
6-7 point games.....	1-1
8-9 point games.....	0-0
10+ point games.....	0-0

Starting Lineup Records

McDonald, Gray, Howard, Coffey, Parker.....	1-2
---	-----

Record When Starting...

Player	W-L	Pct.
Nia Coffey	1-2	.500
Allisha Gray	1-2	.500
Rhyne Howard	1-2	.500
Aari McDonald.....	1-2	.500
Cheyenne Parker	1-2	.500

2023 Double Digit Games

Player	Pts.	Reb.	Ast.	Dble-Dbls
Rhyne Howard	2	1	-	1
Cheyenne Parker	3	1	-	1
Allisha Gray	2	1	-	1
Naz Hillmon	2	-	-	-

2023 Game Leaders

Led Atlanta In...	Pts.	Reb.	Ast.	StL.	Blk.
Nia Coffey	-	-	-	-	2
Allisha Gray	1	1	2	-	1
Rhyne Howard	2	-	1	2	-
Cheyenne Parker	-	2	-	2	2
Aari McDonald	-	-	1	-	-

2023 Records When...

Leading after the 1st Half.....	0-1
Tied after the 1st Half.....	0-0
Trailing after the 1st Half.....	1-1

Overtime.....	0-0
Double Overtime	0-0

Outrebounding opponent	0-1
Tied in rebounding	1-0
Being outrebounded	0-1

Shooting at least 50%.....	0-0
Shooting between 40-50%	1-0
Shooting under 40%.....	0-2

Opponent shoots at least 50%	0-0
Opponent shoots between 40-50%.....	1-1
Opponent shoots under 40%	0-1

Scoring 50-59 points.....	0-0
Scoring 60-69 points.....	0-0
Scoring 70-79 points	0-1
Scoring 80-89 points.....	1-1
Scoring 90-99 points.....	0-0
Scoring 100 points or more	0-0

Allowing 50-59 points.....	0-0
Allowing 60-69 points.....	0-0
Allowing 70-79 points	1-0
Allowing 80-89 points.....	0-1
Allowing 90-99 points.....	0-1
Allowing 100 points or more	0-0

Making more FTs.....	1-1
Same number of FTs	0-0
Making fewer FTs.....	0-1

Making more 3Ps	1-0
Same number of 3Ps.....	0-1
Making fewer 3Ps	0-1

Committing more TOs	1-1
Same number of TOs.....	0-0
Committing fewer TOs.....	0-1

2023 ATLANTA DREAM OVERALL STATISTICS

Player	G	GS	MPG	PPG	OREB	DREB	RPG	APG	SPG	BPG	FG%	3P%	FT%	TO	PF
Allisha Gray	3	3	32.3	18.3	2.0	5.0	7.0	4.0	0.3	0.7	41.9	35.3	81.3	2.3	2.7
Cheyenne Parker	3	3	27.3	17.0	4.3	2.0	6.3	2.3	1.7	1.0	50.0	0.0	89.5	3.3	3.0
Rhyne Howard	3	3	32.0	17.0	2.0	4.0	6.0	3.0	1.3	0.7	35.2	34.8	62.5	1.0	4.0
Naz Hillmon	3	0	19.7	10.0	1.7	3.0	4.7	0.3	0.0	0.0	62.5	0.0	100	2.7	2.0
Asia (AD) Durr	3	0	16.7	7.7	0.0	0.7	0.7	2.0	0.3	0.0	33.3	30.0	100	1.3	0.7
Aari McDonald	3	3	30.0	5.7	0.0	2.3	2.3	3.3	0.0	0.0	20.0	26.7	60.0	2.0	2.7
Monique Billings	2	0	15.5	4.0	1.0	2.5	3.5	1.0	0.0	0.0	28.6	0.0	100	1.5	2.0
Nia Coffey	3	3	19.3	3.0	0.3	2.3	2.7	0.3	0.3	2.3	33.3	50.0	0.0	0.0	1.7
Danielle Robinson	1	0	7.0	2.0	0.0	1.0	1.0	2.0	0.0	0.0	50.0	0.0	0.0	0.0	1.0
Haley Jones	3	0	8.3	0.7	0.7	2.3	3.0	1.7	0.7	0.3	20.0	0.0	0.0	1.7	0.7
Iliana Rupert	0	0	0.0	0.0	0.0	0.0	0.0	0.0	0.0	0.0	0.0	0.0	0.0	0.0	0.0
Lorela Cubaj	1	0	5.0	0.0	0.0	1.0	1.0	0.0	0.0	1.0	0.0	0.0	0.0	0.0	0.0
Laeticia Amihere	0	0	0.0	0.0	0.0	0.0	0.0	0.0	0.0	0.0	0.0	0.0	0.0	0.0	0.0

DREAM SCORING			OPPONENT SCORING		
Dream Scoring	High	Low	Opponent Scoring	High	Low
1st Quarter	25 (vs. IND 5/28)	18 (at DAL 5/20)	1st Quarter	30 (at MIN 5/23)	20 (vs. IND 5/28)
2nd Quarter	22 (vs. IND 5/28)	12 (at DAL 5/20)	2nd Quarter	26 (at DAL 5/20)	17 (at MIN 5/23)
3rd Quarter	29 (at DAL 5/20)	19 (at MIN 5/23)	3rd Quarter	25 (vs. IND 5/28)	20 (at MIN 5/23)
4th Quarter	24 (at MIN 5/23)	19 (at DAL 5/20 + IND 5/28)	4th Quarter	14 (vs.IND 5/28)	10 (at MIN 5/23)
1st Half	47 (vs. IND 5/28)	30 (at DAL 5/20)	1st Half	47 (2 times)	41 (vs. IND 5/28)
2nd Half	48 (at DAL 5/20)	40 (vs. IND 5/28)	2nd Half	49 (vs. IND 5/28)	30 (at MIN 5/23)
1OT			1OT		
			2OT		

2023 TEAM HIGHS AND LOWS

Dream Highs

Points	87	vs. Indiana - 5/28
Scoring Margin	6	at Minnesota- 5/23
Field Goals Made	29	2 times
Field Goals Att.	82	at Dallas - 5/20
Field Goal Pct.	42%	at Minnesota - 5/23
3-Point FGs Made	9	at Dallas - 5/20
3-Point FGs Att.	32	at Dallas - 5/20
3-Point FG Pct.	40%	vs. Indiana 5/28
Free Throws Made	29	vs. Indiana 5/28
Free Throws Att.	34	vs. Indiana 5/28
Free Throw Pct.	90%	at Minnesota - 5/23
Offensive Rebounds	17	at Dallas - 5/20
Defensive Rebounds	28	at Dallas - 5/20
Total Rebounds	45	at Dallas - 5/20
Assists	21	at Minnesota - 5/23
Steals	6	2 times
Turnovers	19	at Dallas - 5/20
Blocked Shots	6	2 times
Personal Fouls	23	at Dallas - 5/20

Dream Lows

Points	78	at Dallas - 5/20
Scoring Margin	-7	at Dallas - 5/20
Field Goals Made	25	vs. Indiana 5/28
Field Goals Att.	65	vs. Indiana 5/28
Field Goal Pct.	35.4	at Dallas - 5/20
3-Point FGs Made	7	at Minnesota - 5/23
3-Point FGs Att.	20	vs. Indiana 5/28
3-Point FG Pct.	28.1	at Dallas - 5/20
Free Throws Made	11	at Dallas - 5/20
Free Throws Att.	14	at Dallas - 5/20
Free Throw Pct.	78.6	at Dallas - 5/20
Offensive Rebounds	7	vs. Indiana 5/28
Defensive Rebounds	22	2 times
Total Rebounds	29	vs. Indiana 5/28
Assists	16	vs. Indiana 5/28
Steals	2	vs. Indiana 5/28
Turnovers	11	vs. Indiana 5/28
Blocked Shots	4	vs. Indiana 5/28
Personal Fouls	16	at Minnesota - 5/23

2023 OPPONENT HIGHS AND LOWS

Opponent Highs

Points	90	vs. Indiana 5/28
Scoring Margin	+7	at Dallas - 5/20
Field Goals Made	35	vs. Indiana 5/28
Field Goals Att.	76	vs. Indiana 5/28
Field Goal Pct.	46	vs. Indiana 5/28
3-Point FGs Made	11	vs. Indiana 5/28
3-Point FGs Att.	30	at Dallas - 5/20
3-Point FG Pct.	38%	vs. Indiana 5/28
Free Throws Made	22	at Dallas - 5/20
Free Throws Att.	26	at Dallas - 5/20
Free Throw Pct.	84.6	at Dallas - 5/20
Offensive Rebounds	13	at Dallas - 5/20
Defensive Rebounds	31	vs. Indiana 5/28
Total Rebounds	43	vs. Indiana 5/28
Assists	23	at Minnesota - 5/23
Steals	10	2 times
Turnovers	16	at Dallas - 5/20
Blocked Shots	5	at Dallas - 5/20
Personal Fouls	26	at Minnesota - 5/23

Opponent Lows

Points	77	at Minnesota - 5/23
Scoring Margin	-6	at Minnesota - 5/23
Field Goals Made	27	at Dallas - 5/20
Field Goals Att.	67	at Minnesota - 5/23
Field Goal Pct.	36.5	at Dallas - 5/20
3-Point FGs Made	6	at Minnesota - 5/23
3-Point FGs Att.	20	at Minnesota - 5/23
3-Point FG Pct.	30.0	2 times
Free Throws Made	11	at Minnesota - 5/23
Free Throws Att.	15	at Minnesota - 5/23
Free Throw Pct.	73.3	at Minnesota - 5/23
Offensive Rebounds	12	vs. Indiana 5/28
Defensive Rebounds	23	at Minnesota - 5/23
Total Rebounds	33	at Minnesota - 5/23
Assists	13	at Dallas - 5/20
Steals	7	vs. Indiana 5/28
Turnovers	12	vs. Indiana 5/28
Blocked Shots	2	vs. Indiana 5/28
Personal Fouls	19	at Dallas - 5/20

2023 GAME-BY-GAME COMPARISON																			
	TEAM	FG	FGA	FG%	3P	3PA	3P%	FT	FTA	FT%	OR	DR	TOT	A	TO	ST	BLK	PF	PT
5/20	DREAM	29	82	35.4	9	32	28.1	11	14	78.6	17	28	45	18	19	6	6	23	78
	WINGS	27	74	36.5	9	30	30.0	22	26	84.6	13	27	40	13	16	10	5	19	85
5/23	DREAM	29	69	42.0	7	23	30.4	18	20	90.0	11	22	33	21	16	6	6	16	83
	LYNX	30	67	44.8	6	20	30.0	11	15	73.3	10	23	33	23	14	10	1	26	77
5/28	FEVER	35	76	46.1	11	29	37.9	9	12	75.0	12	31	43	20	12	7	2	23	90
	DREAM	25	65	38.5	8	20	40.0	29	34	85.3	7	22	29	16	11	2	4	18	87

2023 INDIVIDUAL HIGHS

Dream Highs

Points in a Game

Allisha Gray 26 at Minnesota - 5/23

Minutes

Rhyne Howard 36 at Dallas - 5/20

Field Goals Made

Rhyne Howard 8 at Dallas - 5/20

Rhyne Howard 8 vs. Indiana - 5/28

Allisha Gray 8 at Minnesota - 5/23

Field Goals Attempted

Rhyne Howard 24 at Dallas - 5/20

3-Point Field Goals Made

Rhyne Howard 4 at Dallas - 5/20

3-Point Field Goals Attempted

Rhyne Howard 12 at Dallas - 5/20

Free Throws Made

Cheyenne Parker 9 at Minnesota - 5/23

Free Throws Attempted

Cheyenne Parker 10 at Dallas - 5/20

Rebounds

Cheyenne Parker 11 at Dallas - 5/20

Assists

Allisha Gray 7 at Dallas - 5/20

Steals

Cheyenne Parker 3 at Dallas - 5/20

Rhyne Howard 3 at Dallas - 5/20

Turnovers

Cheyenne Parker 6 at Dallas - 5/20

Blocked Shots

Nia Coffey 4 at Dallas - 5/20

Opponent Highs

Points in a Game

Arike Ogunbowale 27 at Dallas - 5/20

Minutes

Arike Ogunbowale 39 at Dallas - 5/20

Field Goals Made

Naylssa Smith 10 at Dallas - 5/20

Field Goals Attempted

Arike Ogunbowale 25 at Dallas - 5/20

3-Point Field Goals Made

Arike Ogunbowale 4 at Dallas - 5/20

3-Point Field Goals Attempted

Arike Ogunbowale 14 at Dallas - 5/20

Free Throws Made

Satou Sabally 8 at Dallas - 5/20

Free Throws Attempted

Satou Sabally 9 at Dallas - 5/20

Rebounds

NaLyssa Smith 13 vs. Indiana 5/28

Assists

Napheesa Collier 5 at Minnesota - 5/23

Steals

Natasha Howard 3 at Dallas - 5/20

Arike Ogunbowale 3 at Dallas - 5/20

Diamond Miller 3 at Minnesota - 5/23

Turnovers

Arike Ogunbowale 5 at Dallas - 5/20

Blocked Shots

Natasha Howard 2 at Dallas - 5/20

Satou Sabally 2 at Dallas - 5/20

Queen Egbo 2 vs. Indiana 5/28

Team	Home	Away	OVR (PCT.)	Team	Home	Away	OVR (PCT.)
Chicago				Minnesota	0-0	1-0	1-0 (1.000)
Connecticut				New York			
Dallas	0-0	0-1	0-0 (.000)	Phoenix			
Indiana	0-1	0-0	0-1 (.000)	Seattle			
Las Vegas				Washington			
Los Angeles							

[illegible]



#7 LAETICIA AMIHERE F • 6-4 • 185 • Rookie • South Carolina

she/her

Highlights with South Carolina:

- » Steady contributor all four years of her career, helping team to three SEC Regular-Season championships, three SEC Tournament titles and three NCAA Final Four showings, including the 2022 National Championship
- » Over career, posted three double-doubles, 28 double-figure scoring games and led the team in assists eight times
- » Was first Gamecock women’s basketball player to compete in an Olympics during her college career
- » Dominated in 2023 SEC Tournament, averaging 12.3 points on 60.0 percent shooting and handed out 3.0 assists per game to help lead Gamecocks to the title

AMIHERE 2023 GAME-BY-GAME

Date	Opp	GS	MP	FGM-A	3PM-A	FTM-A	OREB	DREB	REB	AST	STL	BLK	TO	PF	PTS
5/20	@ DAL														
5/23	@MIN														
5/23	@MIN														

DNP - Coach’s Decision
DNP - Coach’s Decision
DNP - Coach’s Decision

SEASON HIGHS

- Points (2023)
- FG Made (2023)
- FG Attempted (2023)
- 3PT FG Made (2023)
- 3PT FG Attempt. (2023)
- FT Made (2023)
- FT Attempted (2023)
- Off. Rebounds (2023)
- Def. Rebounds (2023)
- Total Rebounds (2023)
- Assists (2023)
- Blocks (2023)
- Steals (2023)
- Minutes (2023)
- Double-Doubles (2023)

AMIHERE CAREER

Season	Team	G	GS	MIN	FGM-A	3PM-A	FTM-A	OR	DR	TOT	AST	STL	BS	TO	PF	PTS
2023	ATL	0	0	0	0-0	0-0	0-0	0	0	0	0	0	0	0	0	0
Career		0	0	0	0-0	0-0	0-0	0	0	0	0	0	0	0	0	0



#25 MONIQUE BILLINGS F • 6-4 • 185 • 6 yrs • UCLA

she/her

- 2023 Highlights:
- » Tallied 6 points and 4 rebounds in 19 minutes at Minnesota (5/23) earning the highest +/- of the team with a +12.
 - » In her second game of the season, Billings played 12 minutes and scored 2 points against Indiana (5/28)

BILLINGS 2023 GAME-BY-GAME															
Date	Opp	GS	MP	FGM-A	3PM-A	FTM-A	OREB	DREB	REB	AST	STL	BLK	TO	PF	PTS
5/20	@ DAL														
5/23	@ MIN		19	2-5	0-0	2-2	1	3	4	1	0	0	1	2	6
5/28	@ IND		12	0-2	0-0	2-2	1	2	3	1	0	0	2	2	2

SEASON/CAREER HIGHS	
Points (2023)	6 (5/23)
Points (Career)	30 (7/26/20)
FG Made (2023)	2 (5/23)
FG Made (Career)	10 (7/26/20)
FG Attempted (2023)	5 (5/23)
FG Attempted (Career)	14 (2 times)
3PT FG Made (2023)	NONE
3PT FG Made (Career)	1 (2019)
3PT FG Attempt. (2023)	NONE
3PT FG Att. (Career)	1 (2 times)
FT Made (2023)	2 (two times)
FT Made (Career)	10 (7/26/20)
FT Attempted (2023)	2 (two times)
FT Attempted (Career)	12 (7/26/20)
Off. Rebounds (2023)	1 (two times)
Off. Rebounds (Career)	9 (7/14/19)
Def. Rebounds (2023)	3 (5/23)
Def. Rebounds (Career)	12 (9/5/19)
Total Rebounds (2023)	4 (5/23)
Total Rebounds (Career)	16 (7/14/19)
Assists (2023)	1 (two times)
Assists (Career)	5 (8/19/20)
Blocks (2023)	NONE
Blocks (Career)	4 (2 times)
Steals (2023)	NONE
Steals (Career)	4 (6/26/21)
Minutes (2023)	19 (5/23)
Minutes (Career)	38 (8/19/20)
Double-Doubles (2023)	
Double-Doubles (Career)	9

BILLINGS CAREER															
Season	Team	G	GS	MIN	FGM-A	3PM-A	FTM-A	OR	DR	TOT	AST	STL	BS	TO	PF
2018	ATL	32	0	353	41 - 93	0 - 0	24 - 32	37	51	88	12	14	1	14	37
2019	ATL	29	2	553	56 - 144	1 - 1	47 - 60	61	140	201	16	17	12	46	66
2020	ATL	22	16	596	68 - 170	0 - 0	51 - 67	58	129	187	27	24	18	42	62
2021	ATL	31	9	739	100 - 202	0 - 2	52 - 77	88	112	200	32	37	32	44	79
2022	ATL	23	8	401	55-117	0-1	39-51	45	101	146	26	19	8	31	54
2023	ATL	2	0	31	2-7	0-0	4-4	2	5	7	2	0	0	3	4
Career		139	35	2674	322-733	1-4	217-291	291	538	829	115	111	71	179	302



#12 NIA COFFEY

F • 6-1 • 182 • 6 yrs • Northwestern

she/her

2023 Highlights:

- » Started in the Dream’s season opener at Dallas (5/20), finishing with 3 points, 3 rebounds, a steal and 4 blocks.
- » Started against Minnesota (5/23) and played 17 minutes, tallying 3 points, 2 blocks and 2 re-bounds.
- » Coffey has 7 blocks through 3 games, averaging 2.3 blocks per game - the fourth-best average in the league.

COFFEY 2023 GAME-BY-GAME

Date	Opp	GS	MP	FGM-A	3PM-A	FTM-A	OREB	DREB	REB	AST	STL	BLK	TO	PF	PTS
5/20	@ DAL	*	20	1-3	1-2	0-0	0	3	3	0	1	4	0	4	3
5/23	@ MIN	*	17	1-4	1-3	0-0	1	1	2	0	1	2	0	4	3
5/28	@ IND	*	20	1-2	1-1	0-0	0	3	3	1	0	1	0	1	3

SEASON/CAREER HIGHS

Points (2023)	3 (3 times)
Points (Career)	23 (5/27/18)
FG Made (2023)	1 (3 times)
FG Made (Career)	8 (5/27/18)
FG Attempted (2023)	4 (5/23)
FG Attempted (Career)	14 (6/19/18)
3PT FG Made (2023)	1 (3 times)
3PT FG Made (Career)	3 (9 times)
3PT FG Attempt. (2023)	3 (5/23)
3PT FG Att. (Career)	8 (6/20/21)
FT Made (2023)	NONE
FT Made (Career)	7 (2 times)
FT Attempted (2023)	NONE
FT Attempted (Career)	10 (5/20/18)
Off. Rebounds (2023)	1 (5/23)
Off. Rebounds (Career)	3 (4 times)
Def. Rebounds (2023)	3 (two times)
Def. Rebounds (Career)	9 (4 times)
Total Rebounds (2023)	3 (two times)
Total Rebounds (Career)	12 (6/17/18)
Assists (2023)	1 (5/28)
Assists (Career)	6 (6/3/18)
Blocks (2023)	4 (5/20)
Blocks (Career)	6 (6/1/21)
Steals (2023)	1 (2 times)
Steals (Career)	3 (2 times)
Minutes (2023)	20 (two times)
Minutes (Career)	33 (2 times)
Double-Doubles (2023)	NONE
Double-Doubles (Career)	3

COFFEY CAREER

Season	Team	G	GS	MIN	FGM-A	3PM-A	FTM-A	OR	DR	TOT	AST	STL	BS	TO	PF	PTS
2017	SAN	27	1	210	16 - 59	0 - 4	16 - 22	17	33	50	6	5	6	16	36	48
2018	LVA	28	10	386	52 - 137	2 - 5	42 - 68	21	45	66	17	9	6	36	47	148
2019	ATL	28	6	389	47 - 139	22 - 58	23 - 42	23	55	78	12	14	13	21	52	139
2020	PHO	15	1	230	16 - 38	7 - 21	1 - 6	5	32	37	12	5	5	7	30	40
2021	LAS	32	17	805	93 - 221	50 - 120	28 - 36	18	104	122	28	25	38	45	85	264
2022	ATL	16	16	336	35 - 101	9 - 31	23 - 31	7	76	83	12	10	2	35	35	102
2023	ATL	3	3	57	3-9	3-6	0-0	1	7	8	1	2	7	0	9	9
Career		149	54	2314	262-704	93-245	133-205	92	352	444	89	71	78	162	294	750



#31 LORELA CUBAJ

she/her

F-C • 6-4 • 200 • 1 yr • Georgia Tech

- 2023 Highlights:
- » Played five minutes in the Dream’s season opener at Dallas (5/20), grabbing one defensive board.

CUBAJ 2023 GAME-BY-GAME																
Date	Opp	GS	MP	FGM-A	3PM-A	FTM-A	OREB	DREB	REB	AST	STL	BLK	TO	PF	PTS	
5/20	@ DAL		5	0-0	0-0	0-0	0	1	1	0	0	0	0	0	0	
5/23	@ MIN					DNP - Coach’s Decision										
5/28	@ IND					DNP - Coach’s Decision										

SEASON/CAREER HIGHS	
Points (2023)	NONE
Points (Career)	4 (6/22/22)
FG Made (2023)	NONE
FG Made (Career)	2 (6/22/22)
FG Attempted (2023)	NONE
FG Attempted (Career)	3 (5/7/22)
3PT FG Made (2023)	NONE
3PT FG Made (Career)	NONE
3PT FG Attempt. (2023)	NONE
3PT FG Att. (Career)	NONE
FT Made (2023)	NONE
FT Made (Career)	NONE
FT Attempted (2023)	NONE
FT Attempted (Career)	NONE
Off. Rebounds (2023)	NONE
Off. Rebounds (Career)	3 (5/13/22)
Def. Rebounds (2023)	1 (5/20)
Def. Rebounds (Career)	3 (3 times)
Total Rebounds (2023)	1 (5/20)
Total Rebounds (Career)	6 (5/13/22)
Assists (2023)	NONE
Assists (Career)	2 (2 times)
Blocks (2023)	NONE
Blocks (Career)	1 (2 times)
Steals (2023)	NONE
Steals (Career)	NONE
Minutes (2023)	5 (5/20)
Minutes (Career)	18 (5/7/22)
Double-Doubles (2023)	NONE
Double-Doubles (Career)	NONE

CUBAJ CAREER																
Season	Team	G	GS	MIN	FGM-A	3PM-A	FTM-A	OR	DR	TOT	AST	STL	BS	TO	PF	PTS
2022	NYL	11	0	88	4-12	0-0	0-0	9	14	23	4	0	2	5	12	8
2023	ATL	1	0	5	0-0	0-0	0-0	0	1	1	0	0	0	0	0	0
Career		12	0	93	4-12	0-0	0-0	9	15	24	4	0	2	5	12	8



#23 AD
they/them G • 5-10 • 151 • 2 yrs • Louisville

2023 Highlights:

- » Put up 12 points in the Dream’s season opener at Dallas (5/20), hitting two three-pointers and adding two steals and an assist.
- » Put up 7 points and 3 assists in 17 minutes against Minnesota (5/23).

AD 2023 GAME-BY-GAME

Date	Opp	GS	MP	FGM-A	3PM-A	FTM-A	OREB	DREB	REB	AST	STL	BLK	TO	PF	PTS
5/20	@ DAL		18	4-10	2-4	2-2	0	1	1	2	1	0	2	0	12
5/23	@ MIN		17	2-5	1-4	2-2	0	0	0	3	0	0	2	1	7
5/28	@ IND		15	1-6	0-2	2-2	0	1	1	1	0	0	0	1	4

SEASON/CAREER HIGHS	
Points (2023)	12 (5/20)
Points (Career)	23 (6/24/22)
FG Made (2023)	4 (5/20)
FG Made (Career)	10 (6/12/19)
FG Attempted (2023)	10 (5/20)
FG Attempted (Career)	17 (6/15/22)
3PT FG Made (2023)	2 (5/20)
3PT FG Made (Career)	4 (3 times)
3PT FG Attempt. (2023)	4 (2 times)
3PT FG Att. (Career)	6 (6/15/22)
FT Made (2023)	2 (3 times)
FT Made (Career)	5 (5/17/22)
FT Attempted (2023)	2 (3 times)
FT Attempted (Career)	6 (5/17/22)
Off. Rebounds (2023)	NONE
Off. Rebounds (Career)	3 (6/15/22)
Def. Rebounds (2023)	1 (two times)
Def. Rebounds (Career)	4 (7/3/19)
Total Rebounds (2023)	1 (two times)
Total Rebounds (Career)	4 (2 times)
Assists (2023)	3 (5/23)
Assists (Career)	4 (3 times)
Blocks (2023)	NONE
Blocks (Career)	3 (7/7/19)
Steals (2023)	1 (5/20)
Steals (Career)	4 (6/7/19)
Minutes (2023)	18 (5/20)
Minutes (Career)	36 (6/28/19)
Double-Doubles (2023)	NONE
Double-Doubles (Career)	NONE

AD CAREER

Season	Team	G	GS	MIN	FGM-A	3PM-A	FTM-A	OR	DR	TOT	AST	STL	BS	TO	PF	PTS
2019	NYL	18	15	480	71 - 152	15 - 51	18 - 22	5	24	29	31	10	7	21	34	175
2022	TOT	25	2	368	60 - 152	23 - 57	31 - 39	7	23	30	30	10	4	22	32	174
2023	ATL	3	0	50	6-21	3-10	6-6	0	2	2	6	1	0	4	2	23
Career		46	17	883	138-325	41-118	55-67	12	49	61	66	20	11	47	68	372



#15 ALLISHA GRAY

G • 6-0 • 160 • 6 yrs • South Carolina

she/her

2023 Highlights:

- » Scored 10 points with 7 rebounds and 7 assists in Dream’s season opener at Dallas (5/20).
- » Led the team with a career-high 26 points with 10 boards in the Dream’s first victory of the season against Minnesota (5/23) for her 7th career double-double.
- » Gray was 1 point shy (19) of going back-to-back 20 point games, in her first Dream home opener against Indiana (5/28). She currently sits ninth overall in scoring average in the WNBA (18.3).

GRAY 2023 GAME-BY-GAME															
Date	Opp	GS	MP	FGM-A	3PM-A	FTM-A	OREB	DREB	REB	AST	STL	BLK	TO	PF	PTS
5/20	@ DAL	*	32	4-14	0-5	2-3	3	4	7	7	0	0	4	4	10
5/23	@ MIN	*	35	8-17	3-6	7-8	3	7	10	1	1	2	3	0	26
5/28	@ IND	*	32	6-12	3-6	4-5	0	4	4	4	0	0	0	4	19

SEASON/CAREER HIGHS	
Points (2023)	26 (5/23)
Points (Career)	26 (2 times)
FG Made (2023)	8 (5/23)
FG Made (Career)	9 (2 times)
FG Attempted (2023)	17 (5/23)
FG Attempted (Career)	19 (7/5/17)
3PT FG Made (2023)	3 (two times)
3PT FG Made (Career)	5 (8/19/20)
3PT FG Attempt. (2023)	6 (two times)
3PT FG Att. (Career)	10 (7/5/17)
FT Made (2023)	7 (5/23)
FT Made (Career)	9 (2 times)
FT Attempted (2023)	8 (5/23)
FT Attempted (Career)	10 (5 times)
Off. Rebounds (2023)	3 (2 times)
Off. Rebounds (Career)	5 (2 times)
Def. Rebounds (2023)	7 (5/23)
Def. Rebounds (Career)	11 (9/5/21)
Total Rebounds (2023)	10 (5/23)
Total Rebounds (Career)	14 (9/5/21)
Assists (2023)	7 (5/20)
Assists (Career)	10 (7/30/18)
Blocks (2023)	2 (5/23)
Blocks (Career)	5 (5/19/22)
Steals (2023)	1 (5/23)
Steals (Career)	5 (8/1/19)
Minutes (2023)	35 (5/23)
Minutes (Career)	44 (8/6/22)
Double-Doubles (2023)	1
Double-Doubles (Career)	7

GRAY CAREER																
Season	Team	G	GS	MIN	FGM-A	3PM-A	FTM-A	OR	DR	TOT	AST	STL	BS	TO	PF	PTS
2017	DAL	34	34	924	150-394	35-117	106-132	55	79	134	45	52	20	42	71	441
2018	DAL	34	34	907	100-248	30-111	82-95	40	75	115	82	44	8	47	76	312
2019	DAL	34	29	1035	117-256	33-86	95-112	45	96	141	78	42	14	49	87	362
2020	DAL	20	14	524	91-196	25-71	54-65	27	57	84	26	22	6	22	38	261
2021	DAL	25	16	694	106-242	30-82	56-65	33	97	130	42	25	21	34	53	298
2022	DAL	33	33	1086	146-345	64-157	83-104	29	130	159	84	37	24	42	78	439
2023	ATL	3	3	67	10-43	6-17	13-16	6	15	21	12	1	2	7	8	55
Career		183	163	5267	728-1724	223-641	489-589	235	549	784	369	223	95	240	414	2168



#00 NAZ HILLMON F • 6-2 • 190 • 1 yr • Michigan
she/her

2023 Highlights:

- » Pulled down 8 rebounds and scored 7 points in the Dream’s season opener at Dallas (5/20).
- » Scored 13 points on 75.0% shooting with 4 rebounds at Minnesota (5/23).
- » Scored in the double digits (10) for the second consecutive game, going 6-6 from the free throw line against Indiana (5/28)

HILLMON 2023 GAME-BY-GAME

Date	Opp	GS	MP	FGM-A	3PM-A	FTM-A	OREB	DREB	REB	AST	STL	BLK	TO	PF	PTS
5/20	@ DAL		20	2-3	0-0	3-3	2	6	8	0	0	0	3	3	7
5/20	@ DAL		20	6-9	0-1	1-1	1	3	4	0	0	0	3	2	13
5/28	@ IND		21	2-4	0-0	6-6	2	0	2	1	0	0	2	1	10

SEASON/CAREER HIGHS

Points (2023)	13 (5/23)
Points (Career)	13 (7/15/22)
FG Made (2023)	6 (5/23)
FG Made (Career)	6 (7/15/22)
FG Attempted (2023)	9 (5/23)
FG Attempted (Career)	10 (2 times)
3PT FG Made (2023)	NONE
3PT FG Made (Career)	NONE
3PT FG Attempt. (2023)	1 (5/23)
3PT FG Attempt. (Career)	1 (2 times)
FT Made (2023)	6 (5/28)
FT Made (Career)	6 (5/28)
FT Attempted (2023)	6 (5/28)
FT Attempted (Career)	6 (5/28)
Off. Rebounds (2023)	2 (two times)
Off. Rebounds (Career)	4 (6/15/22)
Def. Rebounds (2023)	6 (5/20)
Def. Rebounds (Career)	11 (7/15/22)
Total Rebounds (2023)	8 (5/20)
Total Rebounds (Career)	14 (7/24/22)
Assists (2023)	1 (5/28)
Assists (Career)	4 (7/24/22)
Blocks (2023)	NONE
Blocks (Career)	2 (2 times)
Steals (2023)	NONE
Steals (Career)	3 (6/24/22)
Minutes (2023)	21 (5/28)
Minutes (Career)	37 (2 times)
Double-Doubles (2023)	NONE
Double-Doubles (Career)	1

HILLMON CAREER

Season	Team	G	GS	MIN	FGM-A	3PM-A	FTM-A	OR	DR	TOT	AST	STL	BS	TO	PF	PTS
2022	ATL	34	12	674	59-123	0-2	32-39	52	120	172	41	22	10	40	51	150
2023	ATL	2	0	40	8-11	0-1	4-4	3	9	12	0	0	0	5	6	20
Career		36	12	713	67-134	0-3	36-43	55	129	184	41	22	10	46	56	170



#10 RHYNE HOWARD

G • 6-2 • 175 • 1 yr • Kentucky

she/her

2023 Highlights:

- » Recorded her first career double-double with a career-best 10 rebounds and a team-high 20 points in the Dream’s season opener at Dallas (5/20), adding two assists and 3 steals.
- » Posted 8 points, 6 assist and 4 rebounds in the Dream’s first win against Minnesota (5/23).
- » Led the team with 23 points. shooting 43% from beyond the arc and going 8-18 overall against Indiana (5/28)

HOWARD 2023 GAME-BY-GAME

Date	Opp	GS	MP	FGM-A	3PM-A	FTM-A	OREB	DREB	REB	AST	STL	BLK	TO	PF	PTS
5/20	@ DAL	*	35	8-24	4-12	0-0	3	7	10	2	0	1	0	5	20
5/23	@ MIN	*	29	3-12	1-4	1-1	2	2	4	6	3	1	2	4	8
5/28	@ IND	*	32	8-18	3-7	4-7	1	3	4	1	1	0	1	3	23

SEASON/CAREER HIGHS

Points (2023)	23 (5/28)
Points (Career)	33 (5/15/22)
FG Made (2023)	8 (two times)
FG Made (Career)	9 (4 times)
FG Attempted (2023)	24 (5/20)
FG Attempted (Career)	30 (7/24/22)
3PT FG Made (2023)	4 (5/20)
3PT FG Made (Career)	6 (2 times)
3PT FG Attempt. (2023)	12 (5/20)
3PT FG Attempt. (Career)	14 (7/24/22)
FT Made (2023)	4 (5/28)
FT Made (Career)	12 (5/15/22)
FT Attempted (2023)	4 (5/28)
FT Attempted (Career)	17 (5/15/22)
Off. Rebounds (2023)	3 (5/20)
Off. Rebounds (Career)	5 (7/21/22)
Def. Rebounds (2023)	7 (5/20)
Def. Rebounds (Career)	8 (6/24/22)
Total Rebounds (2023)	10 (5/20)
Total Rebounds (Career)	10 (5/20/23)
Assists (2023)	6 (5/23)
Assists (Career)	6 (2 times)
Blocks (2023)	1 (2 times)
Blocks (Career)	4 (5/7/22)
Steals (2023)	3 (5/23)
Steals (Career)	5 (8/3/22)
Minutes (2023)	35 (5/20)
Minutes (Career)	36 (5/7/22)
Double-Doubles (2023)	1
Double-Doubles (Career)	1

HOWARD CAREER

Season	Team	G	GS	MIN	FGM-A	3PM-A	FTM-A	OR	DR	TOT	AST	STL	BS	TO	PF	PTS
2022	ATL	34	34	1066	184-509	85-248	99-125	27	127	154	96	53	26	52	87	552
2023	ATL	3	3	97	19-54	8-23	5-8	6	12	18	9	4	2	3	9	28
Career		37	37	1163	203-553	93-264	104-133	33	139	172	105	57	27	57	99	603



#13 HALEY JONES F-G • 6-1 • 187 • Rookie • Stanford
she/her

2023 Highlights:

- » Scored 2 points, grabbed 4 rebounds and dished out 2 assists in the second game of her professional career at Minnesota (5/23).
- » Played 10 minutes in her third professional game, pulling down 4 boards and dishing out 2 assists against Indiana (5/28)

JONES 2023 GAME-BY-GAME

Date	Opp	GS	MP	FGM-A	3PM-A	FTM-A	OREB	DREB	REB	AST	STL	BLK	TO	PF	PTS
5/20	@ DAL		5	0-1	0-1	0-0	0	1	1	1	1	0	1	0	0
5/20	@ MIN		10	1-2	0-1	0-0	2	2	4	2	1	0	1	2	2
5/28	@ IND		10	0-2	0-0	0-0	0	4	4	2	0	1	3	0	0

SEASON HIGHS

Points (2023)	2 (5/23)
FG Made (2023)	1 (5/23)
FG Attempted (2023)	2 (two times)
3PT FG Made (2023)	NONE
3PT FG Attempt. (2023)	1 (2 times)
FT Made (2023)	NONE
FT Attempted (2023)	NONE
Off. Rebounds (2023)	2 (5/23)
Def. Rebounds (2023)	4 (5/28)
Total Rebounds (2023)	4 (two times)
Assists (2023)	2 (two times)
Blocks (2023)	1 (5/28)
Steals (2023)	1 (2 times)
Minutes (2023)	10 (two times)
Double-Doubles (2023)	NONE

JONES CAREER

Season	Team	G	GS	MIN	FGM-A	3PM-A	FTM-A	OR	DR	TOT	AST	STL	BS	TO	PF	PTS
2023	ATL	3	0	25	1-5	0-1	0-0	2	7	9	5	2	1	5	2	2
Career		3	0	25	1-5	0-1	0-0	2	7	9	5	2	1	5	2	2



#2 AARI McDONALD G • 5-6 • 141 • 2 yrs • Arizona
she/her

2023 Highlights:

- » Started in the Dream’s season opener at Dallas (5/20) and finished with 6 points on two made three’s and 1 assist.
- » Hit the go-ahead three with 42 seconds left in the Dream’s first win of the 2023 season, contributing 6 assists (ties career high) and 6 points at Minnesota (5/23).
- » McDonald is averaging 30 minutes a game through the first 3 games of the season.

McDONALD 2023 GAME-BY-GAME															
Date	Opp	GS	MP	FGM-A	3PM-A	FTM-A	OREB	DREB	REB	AST	STL	BLK	TO	PF	PTS
5/20	@ DAL	*	29	2-11	2-7	0-1	0	2	2	1	0	0	3	4	6
5/23	@ MIN	*	31	2-8	1-5	1-2	0	3	3	6	0	0	2	2	6
5/28	@ IND	*	30	1-6	1-3	2-2	0	2	2	3	0	0	1	2	5

SEASON/CAREER HIGHS	
Points (2023)	6 (2 times)
Points (Career)	20 (2 times)
FG Made (2023)	2 (2 times)
FG Made (Career)	7 (2 times)
FG Attempted (2023)	11 (5/20)
FG Attempted (Career)	17 (6/17/22)
3PT FG Made (2023)	2 (5/20)
3PT FG Made (Career)	5 (5/13/22)
3PT FG Attempt. (2023)	7 (5/20)
3PT FG Att. (Career)	10 (6/1/22)
FT Made (2023)	2 (5/28)
FT Made (Career)	6 (5 times)
FT Attempted (2023)	2 (two times)
FT Attempted (Career)	8 (6/17/22)
Off. Rebounds (2023)	NONE
Off. Rebounds (Career)	2 (3 times)
Def. Rebounds (2023)	3 (5/23)
Def. Rebounds (Career)	7 (5/29/22)
Total Rebounds (2023)	3 (5/23)
Total Rebounds (Career)	8 (5/29/22)
Assists (2023)	6 (5/23)
Assists (Career)	6 (4 times)
Blocks (2023)	NONE
Blocks (Career)	1 (5 times)
Steals (2023)	NONE
Steals (Career)	7 (6/1/22)
Minutes (2023)	31 (5/23)
Minutes (Career)	43 (6/17/22)
Double-Doubles (2023)	NONE
Double-Doubles (Career)	NONE

McDONALD CAREER																
Season	Team	G	GS	MIN	FGM-A	3PM-A	FTM-A	OR	DR	TOT	AST	STL	BS	TO	PF	PTS
2021	ATL	30	4	493	56 - 174	32 - 104	45 - 51	9	40	49	59	25	5	35	53	189
2022	ATL	36	6	876	131-319	48-142	88-101	15	66	81	93	52	1	77	78	398
2023	ATL	3	3	90	5-25	4-15	3-5	0	7	7	10	0	0	6	8	17
Career		69	13	1460	192-518	84-261	136-157	24	113	137	162	77	6	118	139	604



#32 CHEYENNE PARKER

she/her

F • 6-4 • 193 • 8 yrs • Middle Tennessee

2023 Highlights:

- » Recorded her 16th career double-double with 18 points and a team-high 11 rebounds in the Dream’s season opener at Dallas (5/20).
- » Scored 12 points and pulled down 2 rebounds at Minnesota (5/23), adding a steal and a block.
- » Put up a season-high 21 points and team-high 6 rebounds in the opening home game against Indiana (5/28)

PARKER 2023 GAME-BY-GAME															
Date	Opp	GS	MP	FGM-A	3PM-A	FTM-A	OREB	DREB	REB	AST	STL	BLK	TO	PF	PTS
5/20	@ DAL	*	30	7-14	0-1	4-5	9	2	11	3	3	0	6	2	18
5/23	@ DAL	*	25	4-7	0-0	4-4	1	1	2	2	1	1	2	3	12
5/28	@ IND	*	28	6-13	0-1	9-10	3	3	6	2	1	2	2	4	21

SEASON/CAREER HIGHS	
Points (2023)	21 (5/28)
Points (Career)	24 (9/6/2020)
FG Made (2023)	7 (5/20)
FG Made (Career)	10 (9/6/2020)
FG Attempted (2023)	14 (5/20)
FG Attempted (Career)	17 (9/6/2020)
3PT FG Made (2023)	NONE
3PT FG Made (Career)	3 (9/11/2020)
3PT FG Attempt. (2023)	1 (two times)
3PT FG Att. (Career)	5 (6/21/22)
FT Made (2023)	9 (5/28)
FT Made (Career)	12 (8/8/20)
FT Attempted (2023)	10 (5/28)
FT Attempted (Career)	12 (2 times)
Off. Rebounds (2023)	9 (5/20)
Off. Rebounds (Career)	9 (5/20/23)
Def. Rebounds (2023)	3 (5/28)
Def. Rebounds (Career)	10 (3 times)
Total Rebounds (2023)	11 (5/20)
Total Rebounds (Career)	15 (9/2/2020)
Assists (2023)	3 (5/20)
Assists (Career)	5 (5 times)
Blocks (2023)	2 (5/28)
Blocks (Career)	6 (8/27/2019)
Steals (2023)	3 (5/20)
Steals (Career)	5 (6/23/21)
Minutes (2023)	30 (5/20)
Minutes (Career)	35 (6/17/22)
Double-Doubles (2023)	1
Double-Doubles (Career)	16

PARKER CAREER																
Season	Team	G	GS	MIN	FGM-A	3PM-A	FTM-A	OR	DR	TOT	AST	STL	BS	TO	PF	PTS
2015	CHI	30	0	279	28 - 70	0 - 0	10 - 26	30	44	74	6	7	22	16	40	66
2016	CHI	25	7	315	42 - 83	0 - 1	17 - 32	35	46	81	6	12	5	19	42	101
2017	CHI	23	0	286	32 - 69	0 - 3	23 - 36	31	47	78	13	8	15	21	38	87
2018	CHI	34	5	671	128 - 241	6 - 19	77 - 108	60	136	196	23	19	36	48	94	339
2019	CHI	34	0	670	107 - 233	5 - 18	80 - 95	62	135	197	30	25	42	45	81	299
2020	CHI	20	13	498	97 - 175	15 - 32	59 - 69	47	81	128	30	26	18	55	63	268
2021	ATL	13	11	270	50 - 111	10 - 30	22 - 28	13	45	58	16	15	12	16	28	132
2022	ATL	36	35	942	176-352	12-55	62-78	59	163	222	71	38	32	73	98	426
2023	ATL	3	3	83	17-34	0-2	17-19	13	6	19	7	5	3	10	9	51
Career		218	74	4012	677-1360	48-160	366-490	350	703	1053	202	155	184	304	493	1768



#3 DANIELLE ROBINSON G • 5-9 • 137 • 11 yrs • Oklahoma

she/her

2023 Highlights:

» Sustained a knee injury in her first game of the 2023 season with the Dream after 8 minutes at Dallas (5/20).

ROBINSON 2023 GAME-BY-GAME																
Date	Opp	GS	MP	FGM-A	3PM-A	FTM-A	OREB	DREB	REB	AST	STL	BLK	TO	PF	PTS	
5/20	@ DAL		8	1-2	0-0	0-0	0	1	1	2	0	0	0	1	2	
5/23	@ MIN1						DNP - Injury/Illness - Left Knee									
5/28	@ IND						DNP - Injury/Illness - Left Knee									

SEASON/CAREER HIGHS	
Points (2023)	2 (5/20)
Points (Career)	
FG Made (2023)	1 (5/20)
FG Made (Career)	
FG Attempted (2023)	2 (5/20)
FG Attempted (Career)	
3PT FG Made (2023)	NONE
3PT FG Made (Career)	
FT Made (2023)	NONE
FT Made (Career)	
FT Attempted (2023)	NONE
FT Attempted (Career)	
3PT FG Attempt. (2023)	NONE
3PT FG Att. (Career)	
Off. Rebounds (2023)	NONE
Off. Rebounds (Career)	
Def. Rebounds (2023)	1 (5/20)
Def. Rebounds (Career)	
Total Rebounds (2023)	1 (5/20)
Total Rebounds (Career)	
Assists (2023)	2 (5/20)
Assists (Career)	
Blocks (2023)	NONE
Blocks (Career)	
Steals (2023)	NONE
Steals (Career)	
Minutes (2023)	8 (5/20)
Minutes (Career)	
Double-Doubles (2023)	NONE
Double-Doubles (Career)	

ROBINSON CAREER																
Season	Team	G	GS	MIN	FGM-A	3PM-A	FTM-A	OR	DR	TOT	AST	STL	BS	TO	PF	PTS
2011	SAS	34	9	786	98-213	0-1	84-93	24	55	79	132	28	4	60	76	280
2012	SAS	34	34	984	146-270	0-7	43-55	19	66	85	146	46	4	54	76	335
2013	SAS	25	25	812	115-259	0-6	51-64	19	59	78	168	34	4	64	49	281
2014	SAS	33	33	1091	165-361	0-7	96-102	22	93	115	174	55	5	79	96	426
2015	SAS	30	30	902	105-269	0-5	65-72	14	60	74	149	22	2	78	36	275
2017	PHO	32	29	752	83-192	0-7	55-65	14	79	93	110	35	5	61	64	221
2018	MIN	28	2	521	69-155	3-19	41-48	8	42	50	92	26	1	49	38	182
2019	MIN	34	25	919	138-316	9-41	58-66	22	96	118	125	42	7	70	61	343
2020	LVA	22	1	492	62-121	5-13	34-42	5	48	53	71	19	2	28	38	163
2021	IND	24	24	659	88-211	5-25	56-63	8	77	85	89	38	2	42	50	237
2022	IND	31	30	732	85-203	9-40	51-60	12	77	89	119	22	5	51	44	230
2023	ATL	1	0	7	1-2	0-0	0-0	0	1	1	2	0	0	0	1	2
Career		328	242	8657	1155-2572	31-171	634-730	167	753	920	1377	367	41	636	629	2975




2023 Atlanta Dream

Headshot Chart + Pronunciations



00
Naz Hillmon
F | 6-2 | 190
NAHZ




2
Aari McDonald
G | 5-6 | 141
AIR-ee



3
Danielle Robinson
G | 5-9 | 137



7
Laeticia Amihere
F | 6-3 | 185
luh-TEE-shuh uh-ME-here



10
Rhyne Howard
G | 6-2 | 175
ryan



12
Nia Coffey
F | 5-6 | 141
KNEE-uh




13
Haley Jones
F-G | 6-1 | 187




15
Allisha Gray
G | 6-0 | 167




21
Iliana Rupert*
C | 6-4 | 189
il-E-AH-nuh roo-PAIR




23
AD Durr
G | 5-10 | 151
A. D. | they/them pronouns



25
Monique Billings
F | 6-4 | 192



31
Lorela Cubaj
F-C | 6-4 | 200
lo-RELL-uh coo-BYE



32
Cheyenne Parker
F | 6-4 | 193



Tanisha Wright
Head Coach | 2nd Year
tuh-NEE-shuh



Vickie Johnson
Assistant Coach | 1st Year




Paul Goriss
Assistant Coach | 2nd Year



Barbara Turner
Assistant Coach | 2nd Year



Dale McNeil
Player Development Coach | 2nd Year



Natalie Trotter
Athletic Trainer | 4th Year



Brooklyn Cartright
Senior Director of Operations
3rd Year



Katie Buria
Assistant AT, Strength + Conditioning
2nd Year



Sydney Durrah
Basketball Technology, Content
4th Year



Kelsey Bibik
Senior Public Relations Manager
5th Year

*Temporarily Suspended (Overseas Obligations)