



ATLANTA DREAM BASKETBALL

2020 GAME NOTES



2020 REGULAR SEASON SCHEDULE

Date	Opponent	Time/Result	TV
July 26	Dallas	W, 105-95	CBSSN
Wed. July 29	at Las Vegas	L, 70-100	CBSSN
Fri. July 31	New York	W, 84-78	NBATV
Sun. Aug 2	at Indiana	L, 77-93	NBATV
Tue. Aug 4	Phoenix	L, 74-81	ESPN2
Thurs. Aug 6	Seattle	L, 92-93	ESPN2
Sat. Aug 8	at Dallas	L, 75-85	ESPN2
Mon. Aug 10	Connecticut	L, 82-93	FSS
Wed. Aug 12	at Seattle	L, 63-100	Twitter
Fri. Aug 14	at Phoenix	L, 80-96	FSSE
Sun. Aug 16	Chicago	L, 67-92	FSSE
Wed. Aug 19	at Washington	L, 91-98	CBSSN
Fri. Aug 21	Los Angeles	L, 85-93	FSSE/Twitter
Sun. Aug 23	at Minnesota	W, 78-75	Twitter/FB
Wed. Aug 26	Washington	Postponed	ESPN2
Fri. Aug 28	Minnesota	L, 79-88	FSSE
Sun. Aug 30	at Los Angeles	L, 79-84	FSSE/FB
Tue. Sept 1	Indiana	W, 102-90	FSS/FB
Thu. Sept 3	at New York	W, 62-56	CBSSN
Sat. Sept 5	Las Vegas	L, 79-89	FSSE/FB
Wed. Sept 9	at Chicago	W, 97-89	CBSSN
Fri. Sept 11	at Connecticut	7:00 p.m.	FSSE/FB
Sun. Sept 13	Washington	5:00 p.m.	FSS/FB

All times EST

FSS = FOX Sports South
FSSE = FOX Sports Southeast
CBSSN = CBS Sports Network
FB = Facebook

WNBA Standings

(games through September 9)

#1	Seattle Storm	17-3
#2	Las Vegas Aces	15-4
#3	Los Angeles Sparks	15-5
#4	Minnesota Lynx	13-7
#5	Phoenix Mercury	13-8
#6	Chicago Sky	11-10
#7	Connecticut Sun	10-11
#8	Dallas Wings	7-13
#9	Washington Mystics	6-13
#10	Atlanta Dream	6-14
#11	Indiana Fever	5-15
#12	New York Liberty	2-17



ATLANTA DREAM at CONNECTICUT SUN

Friday, September 11 - 7:00 p.m. ET
IMG Academy - Bradenton, Fla.
Game 21 - Fox Sports Southeast/Facebook



PROBABLE STARTERS

F #44 BETNIJAH LANEY 6-0 | 166 | Rutgers

2020: Has started in all 20 games ... The only player in the WNBA this season to average over 16 points, 4 rebounds, 4 assists and 1.5 steals per game ... 35 points on 14 FGM against Washington set career-high record and tied team season scoring record ... Six 20+ scoring outings in 2020.

F #40 SHEKINNA STRICKLEN 6-2 | 230 | Tennessee

2020: Four double-digit outings in 2020 ... Has played in all 19 games so far ... Knocked down 6 three's in the first half against Connecticut (8/10), just one off the WNBA record of 7 three's in one half.

C #1 ELIZABETH WILLIAMS 6-3 | 192 | Duke

2020: Has started in all 20 games ... Shot a perfect 7-for-7 from the field in the Dream's season opener against DAL (7/26), tying franchise record ... led the team with 16 points against Las Vegas (7/29) ... Double-double against NYL (7/31) - 15 pts, 10 reb ... Hit 1,000 career rebounds on July 31 ... 13th career double-double against MIN (8/28) - 12 pts, 10 reb.

G #10 COURTNEY WILLIAMS 5-8 | 133 | South Florida

2020: Made her first appearance in a Dream jersey on July 31 against NYL ... Led the team with 18 points in 23 minutes against IND (8/2) ... Recorded first double-double of the season with 13 points and 10 rebounds against SEA (8/6) ... First 30-point outing of the season and second of her career against WAS (8/19).

G #3 CHENNEDY CARTER 5-9 | 143 | Texas A&M

2020: Started in the first eight games before an ankle injury sidelined her on August 10 ... Through her first seven games averaged 19.4 points and 4.3 assists ... Youngest WNBA player in history to score 30+ points in a game ... Led all rookies in points, points per game, FG made, FG attempted, FT made and FT attempted prior to injury.

2020 RECORDS

2020	Record	Home	Road	OT
Overall	6-14	3-7	3-7	0-1
Eastern	5-5	3-2	2-3	-
Western	1-9	0-5	1-4	0-1

TRANSACTIONS AND INJURIES

RECENT TRANSACTIONS:

Granted Emergency Hardship Waiver, Signed Erica McCall (7/12)
Waived Erica McCall (7/30)
Waived Alexis Jones (8/23)
Signed Kaela Davis to 7-day contract (8/24)
Signed Kaela Davis to a second 7-day contract (8/31)

INJURIES:

No injuries to report

2020 ATLANTA DREAM ROSTER

#	Player	Pos	Ht	Wt	DOB	Exp	From	Twitter
5	Jaylyn Agnew	F	5-11	149	July 21, 1997	R	Creighton/USA	@jaylyn_agnew
25	Monique Billings	F	6-4	192	May 2, 1996	2	UCLA/USA	@moniquebillings
20	Brittany Brewer	F	6-5	182	November 6, 1997	R	Texas Tech/USA	@ilbrewsie
22	Kalani Brown	C	6-7	245	March 21, 1997	1	Baylor/USA	@kalanibrown21
3	Chennedy Carter	G	5-9	143	November 14, 1998	R	Texas A&M/USA	@ChennedyCarter
33	Kaela Davis	F-G	6-2	170	March 15, 1995	3	South Carolina/USA	N/A
11	Blake Dietrick	G	5-10	169	July 19, 1993	3	Princeton/USA	N/A
0	Glory Johnson	F	6-3	170	July 27, 1990	7	Tennessee/USA	@MISSVOL25
44	Betnijah Laney	G	6-0	166	October 29, 1993	4	Rutgers/USA	@BetnijahLaney
40	Shekinna Stricklen	F	6-2	230	July 30, 1990	8	Tennessee/USA	@strick40
10	Courtney Williams	G	5-8	133	May 11, 1994	4	South Florida/USA	@CourtMWilliams
1	Elizabeth Williams	C-F	6-3	192	June 23, 1993	5	Duke/USA	@E_Williams_1

Head Coach – Nicki Collen (Third season, Marquette)

Assistant Coach – Mike Peterson (Third season, Northwest Christian)

Assistant Coach – Darius Taylor (Third season, Michigan)

Athletic Trainer – Natalie Trotter (First season, Valdosta State/Troy)

Strength and Conditioning Coach – Jamal Baptiste (First season, Lincoln University/Cal U)

Video Coordinator & Scouting Director – Sydney Durrah (First season, Maryland)

Director of Operations – Kyra Vidas (Second season, Lake Forest College)

PRONUNCIATION GUIDE

Kalani Brown – kuh-LAH-nee

Chennedy Carter – KEN-eh-dee

Blake **Dietrick** – dee-TRICK

Betnijah Laney – buh-NAW-jah

Shekinna Stricklen – sheh-KEE-nuh

How The Team Was Built

Through the Draft:	Monique Billings, 15 th overall pick, 2018 Chennedy Carter, 4 th overall pick, 2020 Brittany Brewer, 17 th overall pick, 2020
Via Trade:	Elizabeth Williams from Connecticut, 2015 Kalani Brown from Las Vegas, 2020 Courtney Williams from Connecticut, 2020
Via Free Agency:	Glory Johnson, 2/13/2020 Shekinna Stricklen, 2/16/2020 Blake Dietrick, 2/24/2020 Jaylyn Agnew, 6/24/2020 Betnijah Laney, 6/24/2020 Kaela Davis, 8/24/2020

QUICK FACTS

GENERAL

Full Name: Atlanta Dream
 Location: Atlanta, Ga.
 Inaugural Season: 2008
 Colors: Red, Gray, Blue
 Owners: Mary Brock & Kelly Loeffler
 Dream Too, LLC
 President/GM: Chris Sienko
 Twitter: @csienko11
 TV: ESPN2/CBS Sports Network/FOX Sports South/Twitter

COACHING STAFF

Head Coach: Nicki Collen
 Years with Dream: Third season
 Twitter: @NickiCollen
 Career Record: 37-50
 Record with Dream: 37-50
 Alma Mater: Marquette
 Assistant Coach: Darius Taylor (Michigan)
 Assistant Coach: Mike Petersen (Northwest Christian)
 Head Athletic Trainer: Natalie Trotter (Valdosta State)
 Coordinator of Basketball Ops: Kyra Vidas (Lake Forest College)
 Dir of Scouting & Video Production: Sydney Durrah (Maryland)

TEAM INFORMATION

2019 Record: 8-26
 2019 Home Record: 5-12
 2019 Road Record: 3-14
 2019 vs Eastern Conference: 3-13


DREAM HISTORY

First Year: 2008 (13th Season)
 Regular Season Record: 197-231
 Regular Season Home Record: 121-93
 Regular Season Road Record: 76-138
 Playoff Record: 15-19 (9 Appearances)
 Best Finish: WNBA Finals (2010, 2011, 2013)
 WNBA Championships: 0
 Eastern Conference Championships: 3 (2010, 2011, 2013)

A BOLD
NEW ERA

ATLANTA DREAM REBRAND 2020

Created by local designer David Tann of the Tantrum Agency, the Dream's new brand is bold and engaging, bringing together key elements of the legacy brand and evolving it to reflect the future of the franchise. A fresh new logo and color palette will accompany the Dream in their move to the Gateway Center Arena, along with a new court design and updated uniforms to be revealed in advance of the 2020 season.

Pantone 186
#e3173ePantone 447
#363a37

White

Pantone 422
#929799Pantone 279
#4891ce

Global Logo



Primary Icon

Shield
(Secondary)

ATL (Secondary)

The exciting new primary logo is composed of a combination of icons that relate directly to Atlanta and its history. The rising phoenix symbolizes the city's rise from the ashes of the Civil War to become a world city. The shooting star ties the Dream back to its roots and is prominent within the formal logo. Finally, the basketball represents the game we pour everything we have into each day. All of these elements, which come together in a badge, will create a commitment to a winning team in an unparalleled city.

"The Atlanta Dream's new brand reflects our strong heritage as a city and a team, while looking toward the future. Our team worked closely with David Tann to reflect the strength of diversity, talent and athleticism that that all Dream fans and the City of Atlanta can be proud to wear."

- Dream President and General Manager Chris Sienko

DREAM PUBLIC RELATIONS AND SOCIAL MEDIA

PR Manager Kelsey Bibik
 Phone: 404-920-2545(0) / 858-361-9855 (C)
 Email: Kelsey.Bibik@AtlantaDream.net
 Twitter: @kelseybibik
 Director of Digital Media & Marketing: Dan Goldberger
 Phone: 404-920-2544 (0) / 646-872-7568 (C)
 Email: Dan.Goldberger@AtlantaDream.net
 Twitter: @DanGoldberger
 Twitter @AtlantaDream
 Instagram atlantadream
 Facebook /AtlantaDream
 PR Twitter @ATLDreamPR

All media on both game days and practice days will be held via Zoom Webinars. More information at dreamatl.net/32cxe7g.

NOTES AND STORYLINES

2020 WNBA Season at IMG Academy

The league's 24th season will take place in Bradenton, Florida at IMG Academy, the Official Home of the 2020 WNBA season, and will include a 22-game schedule for each of its 12 teams. The Dream's regular season will run from July 26 to September 11, and will be followed by a standard-format Playoff series.

WNBA Players Boycott Games

All three WNBA games initially scheduled to be played Wednesday night (8/26) were postponed after players collectively decided to sit out. The Dream and Mystics were set to tip off at 7 p.m. ET. The Sparks and Lynx were set to play at 8 p.m. ET. The Sun and Mercury were initially scheduled to play at 10 p.m. ET. Players from all four teams met prior to the scheduled tip-off time for the Dream-Mystics and came to the decision that they would not play. Games scheduled for Thursday night (8/27) were also postponed.

Three Four Players Get 30

For the first time in franchise history, four different players have recorded 30-point outings in the same season, although the team set the record back at three. Monique Billings started it off with 30 points in the Dream's season opener against Dallas (7/26), Betnijah Laney tied her record with 30 points against New York (7/31), and Chennedy Carter helped set the record with 35 points against Seattle (8/6). Most recently, Courtney Williams became the fourth different player to do it with 30 points against Washington (8/19), following Laney's career-high 35-point performance.

C. Williams (30) and Laney (35) became only the second pair in franchise history to record 30+ points each in the same game. The last duo to do it was Angel McCoughtry and Izaine Castro Marques as they scored 32 points each against Connecticut on July 7, 2010. They are only the 9th duo of teammates to do so in WNBA history, with the most recent being Skylar Diggins-Smith and Odyssey Sims with Tulsa in 2014 [from Across the Timeline].

Comeback Win Over Chicago

The Dream came back from an 18-point deficit to beat the Chicago Sky by 8 points (97-89) on September 9, tying the Dream record for the largest comeback win, last done against Phoenix on July 25, 2017. It also marked the largest come-from-behind victory in the WNBA this season.

Three Doubles

For the first time in franchise history, three different Dream players recorded a double-double in the same game against Chicago (9/9). Betnijah Laney scored 24 points with 10 rebounds (3rd career), Courtney Williams had 20 points with 10 rebounds (9th career) and Elizabeth Williams added 11 points and 10 rebounds (13th career). This has only been done once in the league this year, when Connecticut did it on the same night.

WNBA Messaging Around Actions with the Anthem

"We are standing united across the league during opening weekend to make a statement about how the anthem does not represent freedom, justice and liberty for all Americans. We will continue to protest in various forms."

Returning Players

Dream veteran center Elizabeth Williams and forward Monique Billings are the only returning players on Atlanta's roster this season. They are joined by 11 new players, three of which are rookies. Blake Dietrick played for the Dream in 2018 and returned for training camp in 2019, but was waived by Atlanta and picked up by Seattle for the 2019 season.

Only one other team* in WNBA history has returned two or fewer players from the previous season – Phoenix in 2017 (returned Diana Taurasi and Brittney Griner).

*Not including first-year expansion teams

Career Milestones

Achieved:

- Elizabeth Williams reached 1,000 career rebounds on July 31st vs. New York, 1,500 career points against Seattle (8/6), and 1,000 rebounds in a Dream uniform against Indiana (9/1). Became Atlanta's all-time blocks leader against New York (9/3), reaching 283 in a Dream uniform and 302 in her career.
- Courtney Williams reached 100 career steals with one against Dallas (8/8) and 500 defensive rebounds with 10 against Chicago (9/9).
- Betnijah Laney reached both 500 career points and 500 attempted field goals on 8/12 against Seattle.
- Glory Johnson reached 2,500 career points on 8/21 against Los Angeles.
- Shekinna Stricklen reached 200 career steals on 8/21 against Los Angeles.

Upcoming:

- Shekinna Stricklen is 6 attempted free throws away from reaching 250 in her career.
- Glory Johnson is 7 offensive rebounds away from 500 career, 11 made three-pointers away from 100 career, and 11 steals away from 300 in her career.
- Elizabeth Williams is 10 attempted free throws away from 500 in a Dream uniform.

Elizabeth Williams

With Dream veteran Tiffany Hayes choosing to forego the 2020 season, Elizabeth Williams becomes the Dream's current active leader in nearly every statistical category with 1,552 points, 1,021 rebounds, 285 blocks, 152 games played and 4,598 minutes in a Dream uniform. She took over as the Dream's team captain this year in her fifth season with the team, and holds the secretary position on the WNBA's Executive Committee.

In her first game of the season, Williams shot a perfect 7-of-7 from the field and 3-of-3 from the charity stripe, tying the franchise record for most field goals without a miss.

Most recently, Williams set the single game record for the 2020 WNBA season with 6 blocks against New York (9/3), pushing her to 283 total blocks in her five seasons in Atlanta – a new franchise record.

NOTES AND STORYLINES

Most field goals, none missed, game

7 - Elizabeth Williams vs. Dallas, July 26, 2020

Aneika Henry, at Tulsa, June 29, 2012

6 - Erika de Souza, at Indiana, August 10, 2013

5 - five times (last by Aneika Henry, vs. Connecticut, July 29, 2014)

Most blocked shots, career

286 - Elizabeth Williams

281 - Erika de Souza

185 - Angel McCoughtry

121 - Alison Bales

Highest average, blocked shots per game, career
(minimum 75 games)

1.87 - Elizabeth Williams [286/153]

1.45 - Erika de Souza [281/194]

1.42 - Alison Bales [121/85]

0.69 - Aneika Henry [102/70]

0.7 - Angel McCoughtry [185/285]

Highest average, offensive rebounds per game, career

2.9 - Erika de Souza [572/234]

2.8 - Elizabeth Williams [425/153]

2.2 - Sancho Lyttle [517/234]

1.6 - Angel McCoughtry [459/285]

The Bucket Gets Boards

Guard Courtney Williams leads all guards in the WNBA in rebounds with 123 total (16th in league). Indiana's Julie Allemand follows her as the next true guard with 90 total rebounds (27th). Williams' 6.8 boards per game currently ranks 15th in the league.

Blakey D from Three

Guard Blake Dietrick is on pace to set the franchise record for three-point field goal percentage in a single season. Through 19 games, she has shot 45.1% from beyond the arc to lead the team.

Highest three-point field goal percentage, season (qualifiers)

.481 - Blake Dietrick, 2020 [26-54]

.402 - Cathrine Kraayeveld, 2012 [35-87]

.372 - Tiffany Hayes, 2017 [48-129]

.371 - Renee Montgomery, 2018 [78-210]

.358 - Betty Lennox, 2008 [63-176]

Opening Night

In the Dream's 105-95 season-opening win over Dallas, Atlanta showed off a fast new offensive pace to emerge as the top-scoring team through the first games. Monique Billings led all scorers over the weekend, finishing with 30 points and 13 rebounds for her second career double-double. All five starters for the Dream scored in double digits and combined for 100 points for the first time in franchise history and just the sixth time in WNBA history.

Occurrences of starters combining for 100+ points, WNBA:

7/6/2007 Phoenix Mercury 106

7/7/2007 Connecticut Sun 101

6/13/2009 Phoenix Mercury 103

7/24/2010 Phoenix Mercury 100

7/22/2014 Minnesota Lynx 104

7/26/2020 Atlanta Dream 100

It was the Dream's first 100-point scoring outing since August 9, 2018 (109 vs. Las Vegas).

Only five Dream games in franchise history have resulted in a combined score higher than the season opener's 200 points:

7/22/2014 Minnesota 112, Atlanta 108

7/7/2010 Atlanta 108, Connecticut 103

6/27/2008 Connecticut 109, Atlanta 101

8/7/2018 Atlanta 109, Las Vegas 100

8/11/2011 Phoenix 109, Atlanta 95

7/26/2020 Atlanta 105, Dallas 95

Lady Vols

Glory Johnson and Shekinna Stricklen will appear on the same roster for the first time in their professional careers this summer. The last time the duo played together was at the University of Tennessee, when they led the Lady Vols to back-to-back Elite Eight appearances and three-straight SEC Tournament Championships under legendary coach Pat Summitt. Stricklen and Johnson were selected second and fourth overall, respectively, in the 2012 WNBA Draft. Their first game together on the same professional roster was on July 31 against New York.

Johnson and Stricklen saw their most productive game together against Los Angeles (8/21), combining for 39 points, 8 rebounds and 4 steals.

Connecticut South

Shekinna Stricklen and Courtney Williams, who helped Connecticut reach the WNBA Finals last season, are new to Atlanta but not to Nicki Collen, who spent 2015-17 as an assistant with the Sun. Last year, Stricklen ranked third in the league in made threes (76) and Williams was 20th in scoring (13.2 ppg). Dream guard Betnijah Laney and center Elizabeth Williams also spent a year each in Uncasville, with E. Williams being drafted by the Sun in 2015.

Offseason Moves

Atlanta had the most active offseason of any team in the league this year, acquiring 10 new players through Free Agency, the Draft and trades prior to coming to Florida. The Dream traded for Courtney Williams from Connecticut and Kalani Brown from Los Angeles, along with a talented crop of Free Agents that included Glory Johnson and Shekinna Stricklen. "Dream fans should be blown away by their team's offseason. Buy stock now," - Matt Ellentuck, SB Nation.

Bluejay in Red

Jaylyn Agnew joined the Dream in late June this year after a stand-out career at Creighton. Drafted with the No. 24 overall pick in the 2020 WNBA Draft by the Washington Mystics, Agnew became the first Bluejay to be drafted into the league. The Mystics waived her on May 25, but she was picked up by the Dream on June 24. She

NOTES AND STORYLINES

became the first Creighton women's basketball player to check into a WNBA game on July 26, playing 10 minutes for Atlanta against Dallas.

The AAPF and the #SayHerName Campaign

Launched in December 2014 by the African American Policy Forum (AAPF) and Center for Intersectionality and Social Policy Studies (CISPS), the #SayHerName campaign brings awareness to the often invisible names and stories of Black women and girls who have been victimized by racist police violence, and provides support to their families.

Black women and girls as young as 7 and as old as 93 have been killed by the police, though we rarely hear their names. Knowing their names is a necessary but not a sufficient condition for lifting up their stories which in turn provides a much clearer view of the wide-ranging circumstances that make Black women's bodies disproportionately subject to police violence. To lift up their stories, and illuminate police violence against Black women, we need to know who they are, how they lived, and why they suffered at the hands of police.

Dream Draft Four in 2020 WNBA Draft

The Dream drafted four players in the 2020 WNBA Draft, headlined by guard Chenedy Carter out of Texas A&M with the No. 4 overall selection. Collen picked Texas Tech forward Brittany Brewer with the No. 17 overall selection [second round] – Carter and Brewer both signed contracts with the team for the 2020 season.

Collen also selected Oregon State guard Mikayla Pivec and Clemson forward Kobi Thornton with the No. 25 and 27 picks [third round], respectively.

A Bold New Era

Atlanta implemented a rebrand prior to the 2020 season, unveiling new logos and colors for the first time since its inaugural season (2008). The Dream also has new uniforms, a new mascot and had been slated for a new home – the Gateway Center Arena @ College Park. The new primary logo reflects a combination of icons related to Atlanta's history. Centered around a basketball, the rising phoenix symbolizes the city's rise from the ashes of the Civil War to become a world city, and a shooting star ties the Dream to its original roots.

Are We Done Talking About Breonna Taylor?

Of course not. On the day of this game, it will have been 182 days since she was murdered in her own apartment. The officers responsible for her death have not been arrested. Moving forward, players will have the option to keep her name on the back of their jerseys after all wore it for the first game of the year. Ten Dream players will still be wearing her name plate for the duration of the season.

Inspire Brands Teams Up with Dream for 2020 Season

Inspire Brands became the first-ever official jersey badge partner of the team this season. Beginning with the 2020 season, Inspire's brands will be featured on the upper-left shoulder of all editions

of the Dream's jerseys, beginning with the Buffalo Wild Wings logo this year. Inspire is a multi-brand restaurant company whose portfolio includes more than 11,100 Arby's, Buffalo Wild Wings, SONIC Drive-In, Rusty Taco, and Jimmy John's locations worldwide.

#NajNIP

	PPG	RPG	APG	SPG	Double-Digit Performances	
					Points	Assists
2015-19 Combined:	3.6	2.6	1.0	0.7	10	0
2020:	16.9	4.6	4.1	1.7	17	3

After spending the first four years of her career with Indiana, Connecticut and Chicago, guard **Betnijah Laney** is finding her place with Atlanta. Originally brought in for her defensive mindset, she has proven herself to be a strong offensive player and has been a standout for the Dream throughout the season.

Only five other players in WNBA history have finished a season averaging at least 16 points, 4 rebounds, 4 assists and 1.5 steals (Tamika Catchings, 2007; Penny Taylor, 2011; Angel McCoughtry, 2013; Candace Parker, 2014 & 2015; Maya Moore, 2016), and Laney is on track to become the sixth (from Across the Timeline).



In her first game in red and gray, Laney started and put up a career-high 19 points with 3 assists and grabbed two defensive boards.

She put up the first 30-point outing of her career against New York (7/31), becoming the second Dream player to collect 30 points in a game this season. So far, four different players have tallied 30-point games (Carter, C. Williams, Billings twice), for the first time in franchise history.

With her career-high 35 points against Washington (8/19), she recorded her 10th double-figure outing of the season. Prior to coming to Atlanta, she had only scored in double digits on 10 occasions in four years.

“It feels good to be recognized for everything that I’m doing. It’s the opportunity that I’ve been given.”
– Betnijah Laney after her 17-point outing vs. Phoenix

Laney is now the first Dream player to record multiple (2) 30-point outings in a season since Angel McCoughtry had three in 2017.

Stat	Number	League Rank	Rank Among Team
Points	337	8	1
Points/Game	16.9	8	1
FG Made	127	5	1
FG Attempted	264	8	2
Steals	33	6	1
Steals/Game	1.7	8	1
Assists	82	10	1
Assists/Game	4.1	12	1

She recorded back-to-back double-doubles against Los Angeles (8/21) and Minnesota (8/23). In those two games she averaged 15.5 points, 10.5 assists, 6 rebounds and 1.5 steals.

She led the team with 22 points and five assists against Minnesota (8/28) for her 13th double-figure outing of the season and fourth 20+ point performance.

HOLLYWOOD

Chennedy Carter has proven herself to not only be one of the top rookies in the league this year, but one of the best players in the WNBA. She now holds the franchise record for points scored by a rookie in a single game (35 vs. Seattle, 8/6) and became the youngest player in league history at 21 years and 266 days old to score 30+ points in a game.

She is just the fourth first-year player to score 25+ points in a game for Atlanta, and the third to score at least 30. It marked just the sixth time in Dream history that a player has recorded 30+ points and 7+ assists in a game (Betty Lenox – 1, Iziane Castro Marques – 1, Angel McCoughtry – 3).

Season	Player	Date	Pts
2008	Tamera Young	6/29/08	26
2009	Angel McCoughtry	6/23/09	26
2009	Angel McCoughtry	8/20/09	34
2009	Angel McCoughtry	9/04/09	26
2017	Brittney Sykes	7/19/17	27
2017	Brittney Sykes	8/12/17	28
2017	Brittney Sykes	8/12/17	28
2017	Brittney Sykes	9/3/17	33
2020	Chennedy Carter	8/4/20	26
2020	Chennedy Carter	8/6/20	35
2020	Chennedy Carter	8/30/20	26

The outing made her the first player in the WNBA to score 35+ points since Indiana's Kelsey Mitchell did it on September 8, 2019.

She is the first Dream rookie to score in double-figures in each of her first six games – a record she set back in her fourth game.

After being sidelined for six games with an ankle injury, Carter returned to the court last week and looked like her pre-injury self against Los Angeles (8/30), scoring 26 points in 26 minutes.

Carter recorded her fourth 20+ point performance and ninth double-figure outing of the season with 22 points against Indiana (9/1), adding on a team-high 6 assists and a steal.



35

Points scored against
Seattle (8/6)

16.5

Points per game
through 14 games

80.6

Free throw percentage
through 14 games

3.6

Assists per game
through 14 games

DREAM-SUN SERIES HISTORY

SERIES RECORD

Overall.....	ATL leads, 24-23
at Atlanta.....	ATL leads, 16-5
at Connecticut.....	CON leads, 17-9
Current Streak.....	CON, W2
at Atlanta.....	CON, W1
at Connecticut.....	CON, W2
Largest Atlanta Win.....	32 (7/30/10)
Largest Connecticut Win.....	33 (5/17/08)
.....	33 (6/10/17)
Playoffs.....	ATL leads, 2-0
at Atlanta.....	ATL leads, 1-0
at Connecticut.....	ATL leads, 1-0

DATE	H/A	W/L	SCORE
5/17/08	A	L	67-100
6/27/08	A	L	101-109(OT)
8/29/08	H	L	72-98
6/14/09	A	W	67-72
6/27/09	A	L	68-82
7/7/09	H	W	72-67
9/11/09	H	W	88-64
5/21/10	H	W	97-82
7/7/10	A	L	80-96
7/30/10	A	W	94-62
7/31/11	A	L	92-99
8/19/11	H	W	94-88 (OT)
8/21/11	A	L	87-96
9/6/11	H	W	85-74
6/10/12	A	L	73-92
6/17/12	H	L	73-75
9/2/12	H	W	87-80
9/23/12	A	L	72-92
6/23/13	A	W	78-77
7/24/13	H	W	74-65
8/14/13	A	L	86-88
8/16/13	H	W	88-57
9/11/13	A	L	77-78
6/1/14	A	L	76-85
7/8/14	H	W	83-71
7/29/14	H	W	89-80
8/17/14	A	L	55-84
6/7/15	H	L	70-75
6/14/15	A	L	64-82
8/16/15	H	W	90-77
8/25/15	A	W	71-57
8/21/15	A	L	78-67
6/3/16	A	W	83-77
6/12/16	H	W	93-87
7/10/16	A	W	67-73
8/28/16	H	W	87-73
5/13/17	A	W	81-74
6/10/17	A	L	71-104
8/15/17	H	L	75-96
6/5/18	H	W	82-77
6/22/18	H	W	75-70
7/17/18	A	W	86-83
6/9/19	H	L	65-59
6/21/19	A	L	86-76
7/10/19	H	W	78-75
7/19/19	A	L	69-98
8/10/20	H	L	82-93

WOMEN'S NATIONAL BASKETBALL ASSOCIATION

OFFICIAL SCORER'S REPORT
FINAL BOX

Monday, August 10, 2020 WNBA Court 1, Bradenton, FL
Officials: #42 Roy Gulbeyan, #39 Michael Price, #45 Tom Mauer

Game Duration: 1:57
Attendance: Not Yet Counted

VISITOR: Connecticut Sun (2-6)															PTS
POS	MIN	FG	FGA	3P	3PA	FT	FTA	OR	DR	TOT	A	PF	ST	TO	
24 DeWanna Bonner	F	23:59	5	14	1	7	1	1	4	5	9	4	1	3	12
25 Alyssa Thomas	F	23:33	10	12	0	0	1	1	2	5	7	2	2	1	21
42 Brionna Jones	C	18:23	5	8	0	0	1	3	3	1	4	0	3	3	11
3 Kaila Charles	G	27:32	2	4	1	1	2	4	1	3	4	1	1	2	7
5 Jasmine Thomas	G	20:43	5	10	1	2	4	4	0	1	1	7	1	0	15
32 Bri'a Holmes		26:57	3	10	3	5	0	0	1	1	2	4	0	2	9
1 Beatrice Mompremier		17:16	2	7	0	0	3	7	3	2	5	0	2	2	7
2 Natisha Hiedeman		24:28	3	7	2	5	0	0	2	2	1	2	1	2	8
23 Kaleena Mosqueda-Lewis		12:21	1	5	1	4	0	0	1	1	2	0	2	1	3
88 Jacki Gemelos		04:48	0	0	0	0	0	0	0	0	0	1	0	1	0
20 Briann January	DND - Injury/Illness														
55 Theresa Plaisance	DNP - Coach's decision														
		200:00	36	77	9	24	12	20	15	21	36	19	15	8	93
			46.8%		37.5%		60%		TM REB: 9						TOT TO: 9 (2 PTS)

HOME: ATLANTA DREAM (2-6)															PTS
POS	MIN	FG	FGA	3P	3PA	FT	FTA	OR	DR	TOT	A	PF	ST	TO	
25 Monique Billings	F	28:44	1	6	0	0	5	6	1	5	6	0	3	1	7
40 Shekinna Stricklen	F	21:23	6	10	6	8	0	0	0	1	1	0	0	2	18
1 Elizabeth Williams	C	22:40	4	8	0	0	0	2	0	1	1	3	2	0	8
44 Betnijah Laney	G	26:16	1	5	1	1	0	0	1	2	5	3	1	4	3
3 Chennedy Carter	G	03:06	0	2	0	0	0	0	0	0	1	0	0	0	0
10 Courtney Williams		23:46	6	10	0	0	0	0	1	6	7	4	3	0	12
11 Blake Dietrick		23:30	1	4	0	1	0	0	2	2	6	2	0	3	2
0 Glory Johnson		10:57	1	2	1	2	3	4	0	3	3	1	0	0	6
5 Jaylyn Agnew		08:56	1	2	0	1	0	1	0	1	0	0	0	0	2
22 Kalani Brown		10:40	5	9	0	0	3	3	1	3	4	0	2	0	13
7 Alexis Jones		12:47	3	5	3	5	0	0	0	0	1	0	1	2	9
20 Brittany Brewer		07:15	1	2	0	0	0	0	1	3	4	0	1	0	2
		200:00	30	65	11	18	11	16	5	26	31	21	17	3	82
			46.2%		61.1%		68.8%		TM REB: 13						TOT TO: 19 (22 PTS)

SCORE BY PERIOD						FINAL
1	2	3	4			
Sun	26	30	25	12		93
DREAM	25	21	15	21		82
inactive: Sun -						
inactive: Dream -						
Points in the Paint: Sun 50 (25/42), DREAM 36 (18/40) Biggest Lead: Sun 25, DREAM 3						
2nd Chance Points: Sun 22 (10/15), DREAM 9 (4/10) Lead Changes: 8						
Fast Break Points: Sun 8 (3/4), DREAM 2 (1/1) Times Tied: 7						

WOMEN'S NATIONAL BASKETBALL ASSOCIATION

OFFICIAL SCORER'S REPORT
FINAL BOX

Friday, July 19, 2019 Mohegan Sun Arena, Uncasville, CT
Officials: #21 Byron Jarrett, #53 Jeff Smith, #35 John Butler

Game Duration: 1:49
Attendance: 6733

VISITOR: Atlanta Dream (5-13)															PTS
POS	MIN	FG	FGA	3P	3PA	FT	FTA	OR	DR	TOT	A	PF	ST	TO	
7 Brittney Sykes	F	36:30	7	15	3	6	9	12	1	2	3	4	1	5	26
51 Jessica Breland	F	14:57	1	2	0	0	0	0	1	4	5	1	1	0	2
1 Elizabeth Williams	C	24:08	5	7	0	0	2	2	1	2	3	0	1	0	12
20 Alex Bentley	G	15:00	0	8	0	5	0	0	2	2	2	1	0	0	0
21 Renee Montgomery	G	25:23	3	8	1	5	0	0	0	1	1	0	1	0	7
5 Maite Cazorla		31:41	2	4	1	3	5	7	0	1	1	3	1	2	9
25 Monique Billings		15:54	0	2	0	0	0	0	4	4	0	1	0	2	0
10 Nia Coffey		20:35	2	7	2	3	2	2	5	7	0	1	2	0	8
24 Marie Göllich		15:52	2	5	0	1	0	0	3	3	3	4	1	1	4
81 Alaina Coates	NWT -														
15 Tiffany Hayes	DNP - Coach's decision														
35 Angel McCoughtry	NWT - Injury/Illness - Left Knee														
		200:00	22	58	7	23	18	23	5	24	29	11	14	6	69
			37.9%		30.4%		78.3%		TM REB: 11						TOT TO: 15 (20 PTS)

HOME: CONNECTICUT SUN (12-6)															PTS
POS	MIN	FG	FGA	3P	3PA	FT	FTA	OR	DR	TOT	A	PF	ST	TO	
40 Shekinna Stricklen	F	15:43	3	6	2	5	0	0	3	3	0	3	1	0	8
25 Alyssa Thomas	F	23:51	5	8	0	0	1	1	4	4	8	2	1	0	11
35 Jonquel Jones	C	24:11	4	11	0	4	4	7	4	5	9	2	3	2	12
10 Courtney Williams	G	22:01	4	11	0	0	0	0	1	3	4	5	1	0	8
5 Jasmine Thomas	G	25:41	5	6	2	3	2	2	0	5	5	4	0	1	14
2 Natisha Hiedeman		14:19	2	5	1	2	2	2	1	3	4	2	2	0	7
32 Bri'a Holmes		24:17	6	13	3	5	2	4	0	1	1	2	3	1	17
1 Rachel Banham		17:59	1	4	1	3	0	0	0	1	1	4	1	0	3
31 Kristine Anigwe		02:39	0	0	0	0	0	0	0	1	1	0	0	0	0
33 Morgan Tuck		16:09	4	8	2	4	0	0	1	1	2	3	2	1	10
42 Brionna Jones		13:10	4	6	0	0	0	0	1	1	2	0	4	0	8
23 Layshia Clarendon	DND - Injury/Illness - Right Ankle														
		200:00	38	78	11	26	11	16	12	28	40	24	20	9	98
			48.7%		42.3%		68.8%		TM REB: 6						TOT TO: 8 (3 PTS)

SCORE BY PERIOD						FINAL
1	2	3	4			
Dream	25	15	11	18		69
SUN	29	20	19	30		98
Inactive: Dream -						
Inactive: Sun -						
Points in the Paint: Dream 28 (14/23), SUN 46 (23/37) Biggest Lead: Dream 0, SUN 32						
2nd Chance Points: Dream 12 (4/5), SUN 25 (10/13) Lead Changes: 0						
Fast Break Points: Dream 5 (2/4), SUN 7 (3/8) Times Tied: 1						
Technical fouls - Individual						
Dream (1): Montgomery 1:13 2nd						
SUN (0): NONE						

RECENT MEETINGS WITH SUN

AUGUST 10, 2020

BRADENTON, Fla. [AP] Alyssa Thomas scored 21 points, Jasmine Thomas had 15 points and seven assists and the Connecticut Sun beat the Atlanta Dream 93-82 on Monday night.

Jasmine Thomas and Alyssa Thomas combined to score 26 points in the first half as Connecticut built a 56-46 lead. The Sun put it away in the third quarter by holding the Dream to 15 points.

The Dream lost guard Chennedy Carter in the first quarter with an ankle injury. Atlanta's shining rookie was averaging 19.4 points per game, but was scoreless in three minutes before getting hurt.

DeWanna Bonner scored 12 points for Connecticut (2-6), and grabbed nine rebounds to move into 20th on the WNBA career list.

Shekinna Stricklen scored 18 points – all on 3-pointers in the first half – for Atlanta (2-6), which has lost five straight. Stricklen scored 12 of Atlanta's first 14 points by making all four of her 3-point attempts in the first quarter. Courtney Williams added 12 points against her former team.

JULY 19, 2019

UNCASVILLE, Conn. [AP] Bria Holmes scored 17 points and the Connecticut Sun routed the Atlanta Dream 98-69 on Friday night for their third straight victory.

Jasmine Thomas added 14 points, Jonquel Jones has 12, Alyssa Thomas 11 and Morgan Tuck 10.

The Eastern Conference-leading Sun (12-6) were 11 of 26 from 3-point range and shot 49% overall to win for the 15th time in their last 16 home games.

Brittney Sykes scored 26 points for the last-place Dream (5-13). Elizabeth Williams had 12, and rookie Maite Cazorla added a career-high 10. The Dream shot 38%, were 7 of 23 from 3-point range and were outrebounded by 12.

JULY 10, 2019

ATLANTA [AP] Tiffany Hayes scored 18 points, Elizabeth Williams had a season-high 17 points and nine rebounds and the Atlanta Dream beat the Connecticut Sun 78-75 on Wednesday.

Alex Bentley sank an open 3-pointer with 2:01 remaining to give Atlanta a 72-67 lead. Connecticut got within 76-75 after Courtney Williams made her first 3-pointer of the game with 10.5 seconds left. Bentley added two free throws for a three-point lead and Williams was short on a 3 at the buzzer.

Renee Montgomery added 12 points and Bentley 11 for Atlanta (4-10). Jessica Breland grabbed a season-high 13 rebounds. The Dream overcame 20 turnovers to beat the Sun for the first time in three games this season.

Williams led Connecticut (9-6) with 13 points. Jasmine Thomas added 12 points and five assists. Jonquel Jones, averaging a team-high 15.5 points, was just 3 of 8 from the field for seven points.

ATLANTA DREAM STATS

2020 Records In...

1-point games	0-1
2-3 point games	1-0
4-5 point games	0-1
6-7 point games	2-2
8-9 point games	1-2
10+ point games	2-8

Starting Lineup Records

Carter, Laney, Stricklen, Billings, E. Williams.....	2-6
Dietrick, C. Williams, Stricklen, Laney, E. Williams	0-2
Dietrick, C. Williams, Billings, Laney, E. Williams	0-2
C. Williams, Laney, Billings, Stricklen, E. Williams.....	1-1
Carter, C. Williams, Laney, Billings, E. Williams.....	2-2
Carter, C. Williams, Laney, Johnson, E. Williams.....	0-1
Carter, C. Williams, Laney, Stricklen, E. Williams.....	1-0

Record When Starting...

Player	W-L	Pct.
Monique Billings.....	5-11.....	.313
Chennedy Carter.....	5-9.....	.357
Blake Dietrick.....	0-4.....	.000
Glory Johnson.....	0-1.....	.000
Betnijah Laney.....	6-14.....	.300
Shekinna Stricklen.....	4-9.....	.308
Elizabeth Williams.....	6-14.....	.300
Courtney Williams.....	4-8.....	.333

2020 Double Digit Games

Player	Pts.	Reb.	Ast.	Dble-Dbls
Monique Billings	6	6	-	4
Kalani Brown	1	-	-	-
Chennedy Carter	11	-	-	-
Blake Dietrick	5	-	-	-
Glory Johnson	2	-	-	-
Betnijah Laney	17	1	2	3
Shekinna Stricklen	4	-	-	-
Courtney Williams	14	4	-	4
Elizabeth Williams	9	3	-	3

2020 Game Leaders

Led Atlanta In...	Pts.	Reb.	Ast.	Stl.	Blk.
Monique Billings	2	12	-	6	8
Brittany Brewer	-	-	-	1	1
Kalani Brown	-	-	-	-	1
Chennedy Carter	4	-	6	3	1
Blake Dietrick	-	-	7	4	-
Glory Johnson	1	2	-	5	6
Alexis Jones	-	-	-	1	-
Betnijah Laney	9	2	8	12	1
Shekinna Stricklen	1	-	-	1	1
Courtney Williams	4	8	3	3	-
Elizabeth Williams	1	2	1	5	11

2020 Records When...

Leading after the 1st Half.....	3-3
Tied after the 1st Half.....	0-0
Trailing after the 1st Half	3-11

Overtime.....	0-1
Double Overtime.....	0-0

Outrebounding opponent.....	5-5
Tied in rebounding.....	0-0
Being outrebounded.....	1-9

Shooting at least 50%.....	2-1
Shooting between 40-50%.....	2-10
Shooting under 40%.....	2-2

Opponent shoots at least 50%.....	0-7
Opponent shoots between 40-50%.....	4-7
Opponent shoots under 40%.....	2-1

Scoring 50-59 points.....	0-0
Scoring 60-69 points.....	1-2
Scoring 70-79 points.....	1-7
Scoring 80-89 points.....	1-3
Scoring 90-99 points.....	1-2
Scoring 100 points or more	2-0

Allowing 50-59 points.....	1-0
Allowing 60-69 points.....	0-0
Allowing 70-79 points.....	2-0
Allowing 80-89 points.....	1-5
Allowing 90-99 points.....	2-7
Allowing 100 points or more	0-2

Making more FTs.....	3-1
Same number of FTs.....	0-1
Making fewer FTs.....	3-12

Making more 3Ps.....	1-3
Same number of 3Ps.....	2-2
Making fewer 3Ps.....	3-9

Committing more TOs.....	2-9
Same number of TOs.....	1-0
Committing fewer TOs.....	3-5

2020 ATLANTA DREAM OVERALL STATISTICS

Player	G	GS	MPG	PPG	OREB	DREB	RPG	APG	SPG	BPG	FG%	3P%	FT%	TO	PF
Betnijah Laney	20	20	32.9	16.9	1.0	3.6	4.6	4.1	1.7	0.1	48.1	40.0	84.6	3.2	2.6
Chennedy Carter	14	14	24.6	16.5	0.4	1.7	2.1	3.6	0.9	0.4	46.4	37.9	80.6	2.7	3.4
Courtney Williams	18	12	30.3	14.9	1.8	5.0	6.8	3.3	0.7	0.1	44.0	23.5	66.7	2.8	2.0
Elizabeth Williams	20	20	29.4	10.5	2.1	3.5	5.6	1.5	0.8	1.4	50.6	0.0	75.0	1.2	2.6
Monique Billings	20	16	27.4	8.4	2.8	5.8	8.6	1.4	1.2	0.9	38.6	0.0	76.7	2.1	2.9
Blake Dietrick	20	4	21.3	6.4	0.3	1.3	1.6	3.4	0.8	0.2	50.0	48.1	62.5	2.0	2.1
Shekinna Stricklen	20	13	21.0	6.2	0.2	1.7	1.8	0.7	0.4	0.1	34.4	34.5	100	0.7	2.0
Glory Johnson	18	1	15.1	4.7	0.4	3.3	3.7	0.6	0.8	0.4	37.3	26.2	50.0	0.7	1.5
Kalani Brown	10	0	6.1	3.0	0.3	0.9	1.2	0.0	0.1	0.1	52.2	0.0	60.0	0.5	1.0
Jaylyn Agnew	11	0	6.4	1.4	0.0	0.5	0.5	0.3	0.0	0.0	26.7	23.1	80.0	0.5	0.5
Brittany Brewer	5	0	6.6	0.8	0.2	0.8	1.0	0.0	0.6	0.8	66.7	0.0	0.0	0.4	0.8
Kaela Davis	2	0	1.0	0.0	0.0	0.0	0.0	0.0	0.0	0.0	0.0	0.0	0.0	0.0	0.0

DREAM SCORING

Dream Scoring	High	Low
1st Quarter	27 [2 times]	12 [at Phoenix - 8/15]
2nd Quarter	26 [vs. Dallas - 7/26]	13 [at New York - 9/3]
3rd Quarter	28 [at Chicago - 9/9]	15 [2 times]
4th Quarter	34 [vs. Indiana - 9/1]	14 [2 times]
1st Half	53 [vs. Dallas - 7/26]	28 [at Seattle - 8/10]
2nd Half	59 [vs. Indiana - 9/1]	30 [vs. Chicago - 8/16]
1OT	4 [vs. Los Angeles - 8/21]	4 [vs. Los Angeles - 8/21]
2OT		

OPPONENT SCORING

Opponent Scoring	High	Low
1st Quarter	31 [vs. Seattle - 8/6]	15 [vs. Phoenix - 8/4]
2nd Quarter	34 [at Chicago - 9/9]	8 [at New York - 9/3]
3rd Quarter	30 [2 times]	13 [2 times]
4th Quarter	32 [vs. Phoenix - 8/4]	11 [at New York - 9/3]
1st Half	56 [vs. Connecticut - 8/10]	29 [at New York - 9/3]
2nd Half	53 [3 times]	27 [at New York - 9/3]
1OT	12 [vs. Los Angeles - 8/21]	12 [vs. Los Angeles - 8/21]
2OT		

2020 TEAM HIGHS AND LOWS

Dream Highs

Points	105	vs. Dallas - 7/26
Scoring Margin	+12	vs. Indiana - 9/1
Field Goals Made	38	at Washington - 8/19
Field Goals Att.	81	at New York - 9/3
Field Goal Pct.	55.1	at Washington - 8/19
3-Point FGs Made	11	vs. Connecticut - 8/10
3-Point FGs Att.	29	at Seattle - 8/12
3-Point FG Pct.	61.5	at Chicago - 9/9
Free Throws Made	30	vs. Dallas - 7/26
Free Throws Att.	34	vs. Dallas - 7/26
Free Throw Pct.	100	2 times
Offensive Rebounds	17	vs. New York - 7/31
Defensive Rebounds	37	at New York - 9/3
Total Rebounds	49	at New York - 9/3
Assists	27	vs. Los Angeles - 8/21
Steals	12	2 times
Turnovers	29	vs. Los Angeles - 8/21
Blocked Shots	8	2 times
Personal Fouls	27	vs. Los Angeles - 8/21

Dream Lows

Points	62	at New York - 9/3
Scoring Margin	-37	at Seattle - 8/12
Field Goals Made	26	at New York - 9/3
Field Goals Att.	62	2 times
Field Goal Pct.	32.1	at New York - 9/3
3-Point FGs Made	1	vs. Las Vegas - 9/5
3-Point FGs Att.	10	vs. New York - 7/31
3-Point FG Pct.	8.3	vs. Las Vegas - 9/5
Free Throws Made	1	at Seattle - 8/12
Free Throws Att.	1	at Seattle - 8/12
Free Throw Pct.	50	at Phoenix - 8/14
Offensive Rebounds	4	vs. Dallas - 7/26
Defensive Rebounds	18	2 times
Total Rebounds	25	at Las Vegas - 7/29
Assists	11	3 times
Steals	3	vs. Connecticut - 8/10
Turnovers	9	2 times
Blocked Shots	0	at Indiana - 8/2
Personal Fouls	12	2 times

2020 OPPONENT HIGHS AND LOWS

Opponent Highs

Points	100	at Las Vegas - 7/29
Scoring Margin	+37	at Seattle - 8/12
Field Goals Made	38	at Las Vegas - 7/29
Field Goals Att.	78	vs. Dallas - 7/26
Field Goal Pct.	57.8	vs. Chicago - 8/16
3-Point FGs Made	18	at Seattle - 8/12
3-Point FGs Att.	35	at New York - 9/3
3-Point FG Pct.	66.7	at Las Vegas - 7/29
Free Throws Made	25	2 times
Free Throws Att.	30	vs. Los Angeles - 8/21
Free Throw Pct.	92.6	vs. Seattle - 8/6
Offensive Rebounds	15	vs. Connecticut - 8/10
Defensive Rebounds	35	at New York - 9/3
Total Rebounds	47	2 times
Assists	31	at Seattle - 8/12
Steals	15	vs. Connecticut - 8/10
Turnovers	20	vs. Los Angeles - 8/21
Blocked Shots	11	vs. New York - 7/31
Personal Fouls	27	vs. Dallas - 7/26

Opponent Lows

Points	56	at New York - 9/3
Scoring Margin	-12	vs. Indiana - 9/1
Field Goals Made	19	at New York - 9/3
Field Goals Att.	62	at Seattle - 8/12
Field Goal Pct.	26.0	at New York - 9/3
3-Point FGs Made	4	3 times
3-Point FGs Att.	9	at Las Vegas - 7/29
3-Point FG Pct.	17.1	at New York - 9/3
Free Throws Made	11	3 times
Free Throws Att.	12	at Minnesota - 8/23
Free Throw Pct.	60.0	vs. Connecticut - 8/10
Offensive Rebounds	2	at Seattle - 8/12
Defensive Rebounds	21	3 times
Total Rebounds	29	vs. Dallas - 7/26
Assists	10	at New York - 9/3
Steals	5	at Indiana - 8/2
Turnovers	8	vs. Connecticut - 8/10
Blocked Shots	0	at Washington - 8/19
Personal Fouls	11	at Seattle - 8/12

2020 GAME-BY-GAME COMPARISON

	TEAM	FG	FGA	FG%	3P	3PA	3P%	FT	FTA	FT%	OR	DR	TOT	A	PF	ST	TO	BS	PT
7/26	WINGS DREAM	34 34	78 62	43.6 54.8	13 7	28 17	46.4 41.2	14 30	20 34	70.0 88.2	8 4	21 30	29 34	17 19	27 21	11 7	13 17	1 4	95 105
7/29	DREAM ACES	28 38	70 71	40.0 53.5	5 6	28 9	17.9 66.7	9 18	14 26	64.3 69.2	7 14	18 33	25 47	12 16	16 19	12 11	5 1	24 14	70 100
7/31	LIBERTY DREAM	28 28	72 75	38.9 37.3	7 3	29 10	24.1 30.0	15 25	17 31	88.2 80.6	8 17	25 26	33 43	13 11	23 20	8 8	15 15	11 2	78 84
8/2	DREAM FEVER	33 34	69 66	47.8 51.5	4 8	11 20	36.4 40.0	7 17	8 21	87.5 81.0	5 9	21 23	26 32	18 26	12 15	6 5	0 5	22 13	77 93
8/4	MERCURY DREAM	29 29	75 62	38.7 46.8	4 4	20 13	20.0 30.8	19 12	22 13	86.4 92.3	10 5	23 30	33 35	19 15	10 23	7 7	2 2	18 25	81 74
8/6	STORM DREAM	31 31	73 68	42.5 45.6	6 10	21 27	28.6 37.0	25 20	27 20	92.6 100	8 7	25 30	33 37	21 12	11 17	11 7	3 5	18 22	93 92
8/8	DREAM WINGS	29 31	71 67	40.8 46.3	8 10	19 25	42.1 40.0	9 13	13 15	69.2 86.7	11 10	20 29	31 39	13 17	12 13	4 9	7 4	13 15	75 85
8/10	SUN DREAM	36 30	77 65	46.8 46.2	9 11	24 18	37.5 61.1	12 11	20 16	60.0 68.8	15 5	21 26	36 31	19 21	8 19	15 3	6 3	15 17	93 82
8/12	DREAM STORM	27 35	74 62	36.5 56.5	8 18	29 30	27.6 60.0	1 12	1 13	100 92.3	10 2	20 32	30 34	18 31	14 12	6 6	2 3	12 11	63 100
8/14	DREAM MERCURY	32 32	76 65	42.1 49.2	8 12	20 25	40.0 48.0	8 20	16 23	50.0 87.0	12 4	23 26	35 30	22 24	12 10	5 9	8 4	18 17	80 96
8/16	SKY DREAM	37 27	64 68	57.8 39.7	7 2	14 14	50.0 14.3	11 11	12 18	91.7 61.1	5 8	32 18	37 26	25 11	17 16	7 6	6 2	19 13	92 67
8/19	DREAM MYSTICS	38 35	69 70	55.1 50.0	8 12	18 34	44.4 35.3	7 16	12 20	58.3 80.0	13 9	22 19	35 28	26 27	14 11	5 7	2 0	18 17	91 98
8/21	SPARKS DREAM	30 33	67 69	44.8 47.8	8 8	18 19	44.4 42.1	25 11	30 18	83.3 61.1	7 7	29 27	36 34	21 27	21 29	14 13	2 1	24 27	93 85
8/23	DREAM LYNX	32 29	67 70	47.8 41.4	6 6	15 25	40.0 24.0	8 11	12 12	66.7 91.7	8 10	24 21	32 31	23 16	14 13	8 8	4 3	15 12	78 75
8/28	LYNX DREAM	29 31	72 69	40.3 44.9	7 6	28 16	25.0 37.5	23 11	25 16	92.0 68.8	11 6	29 28	40 34	22 18	13 16	9 5	3 4	19 24	88 79
8/30	DREAM SPARKS	31 36	75 72	41.3 50.0	5 4	11 14	45.5 28.6	12 8	16 11	75.0 72.7	15 7	30 27	45 34	16 19	15 13	6 8	3 3	16 17	79 84
9/1	FEVER DREAM	31 37	70 69	44.3 53.6	6 10	19 20	31.6 50.0	22 18	29 22	75.9 81.8	13 6	23 26	36 32	19 21	12 9	6 7	5 2	15 25	90 102
9/3	DREAM LIBERTY	26 19	81 73	32.1 26.0	2 6	18 35	11.1 17.1	8 12	9 17	88.9 70.6	12 12	37 35	49 47	11 10	12 16	9 8	8 5	14 12	62 56
9/5	ACES DREAM	33 34	63 76	52.4 44.7	4 1	12 12	33.3 8.3	19 10	23 15	82.6 66.7	5 7	33 23	38 30	19 16	17 17	8 9	16 9	3 4	89 79
9/9	DREAM SKY	37 35	80 75	46.3 46.7	8 8	13 24	61.5 33.3	15 11	17 13	88.2 84.6	12 6	29 29	41 35	19 22	9 11	9 6	2 4	12 13	97 89

2020 INDIVIDUAL HIGHS

Dream Highs			Opponent Highs		
Points			Points		
Chennedy Carter	vs. Seattle, 8/6	35	Breanna Stewart	vs. Seattle, 8/6	27
Betnijah Laney	at Washington, 8/19	35			
Minutes			Minutes		
Betnijah Laney	vs. Los Angeles, 8/21	42	A'ja Wilson	vs. Las Vegas, 9/5	38
Courtney Williams	vs. Los Angeles, 8/21	42			
Field Goals Made			Field Goals Made		
Betnijah Laney	at Washington, 8/19	14	Alyssa Thomas	vs. Connecticut, 8/10	10
			Myisha Hines-Allen	at Washington, 8/19	10
Field Goals Attempted			Field Goals Attempted		
Betnijah Laney	at Washington, 8/19	24	Arike Ogunbowale	vs. Dallas, 7/26	21
			Crystal Dangerfield	vs. Minnesota, 8/28	21
3-Point Field Goals Made			3-Point Field Goals Made		
Shekinna Stricklen	vs. Connecticut, 8/10	6	Sami Whitcomb	at Seattle, 8/12	6
			Stella Johnson	at Washington, 8/19	6
3-Point Field Goals Attempted			3-Point Field Goals Attempted		
Blake Dietrick	at Seattle, 8/12	9	Kia Nurse	at New York, 9/3	11
Free Throws Made			Free Throws Made		
Monique Billings	vs. Dallas, 7/26	10	Diana Taurasi	vs. Phoenix, 8/4	10
Chennedy Carter	vs. Seattle, 8/6	10	Nneka Ogumike	vs. Los Angeles, 8/21	10
Free Throws Attempted			Free Throws Attempted		
Monique Billings	vs. Dallas, 7/26	12	Nneka Ogumike	vs. Los Angeles, 8/21	12
Elizabeth Williams	vs. New York, 7/31	12			
Rebounds			Rebounds		
Monique Billings	vs. New York, 7/31	15	Napheesa Collier	vs. Minnesota, 8/28	12
Assists			Assists		
Betnijah Laney	vs. Los Angeles, 8/21	11	Courtney Vandersloot	at Chicago, 9/9	11
Steals			Steals		
Betnijah Laney	at Indiana, 8/2	4	S. Walker-Kimbrough	at Phoenix, 8/14	5
Betnijah Laney	vs. Phoenix, 8/4	4			
Betnijah Laney	vs. Las Vegas, 9/5	4			
Turnovers			Turnovers		
Courtney Williams	vs. Los Angeles, 8/21	10	Layshia Clarendon	vs. New York, 7/31	6
Blocked Shots			Blocked Shots		
Elizabeth Williams	at New York, 9/3	6	Brittney Griner	at Phoenix, 8/14	4

2020 DREAM RECORD BY TEAM

Team	Home	Away	OVR (PCT.)	Team	Home	Away	OVR (PCT.)
Chicago (1-1)	0-1	1-0	1-1 (.500)	Minnesota (1-1)	0-1	1-0	1-1 (.500)
Connecticut (0-1)	0-1	0-0	0-1 (.000)	New York (2-0)	1-0	1-0	2-0 (1.000)
Dallas (1-1)	1-0	0-1	1-1 (.500)	Phoenix (0-2)	0-1	0-1	0-2 (.000)
Indiana (0-1)	1-0	0-1	1-1 (.500)	Seattle (0-2)	0-1	0-1	0-2 (.000)
Las Vegas (0-2)	0-1	0-1	0-2 (.000)	Washington (0-1)	0-0	0-1	0-1 (.000)
Los Angeles (0-2)	0-1	0-1	0-2 (.000)				

2020 DREAM WIN-LOSS MARGIN

Margin	1	2	3	4	5	6	7	8	9	10	11	12	13	14	15	16	17	18	19	20+
Games Won By			1			2		1		1		1								
Games Lost By					1		2	1	1	2	2					2				3

2020 DREAM RECORD BY DAY

Day	Home	Away	OVR (PCT.)
Sunday	1-1	1-2	2-3 (.400)
Monday	0-1	0-0	0-1 (.000)
Tuesday	1-1	0-0	1-1 (.500)
Wednesday	0-0	1-3	1-3 (.250)
Thursday	0-1	0-0	0-1 (.000)
Friday	1-1	1-2	2-3 (.400)
Saturday	0-1	0-1	0-2 (.000)

2020 DREAM RECORD BY MONTH

Month	Home	Away	OVR (PCT.)
July	2-0	0-1	2-1 (.667)
August	0-6	1-6	1-12 (.077)
September	1-1	2-0	4-1 (.800)

2020 MISC STATS

		Dream Bench Pts	Dream Largest Deficit	Dream Pts the Paint	Dream 2nd Chance Pts	Dream Fast Break Pts	Dream Pts off TO's	Opp Bench Pts	Opp Largest Deficit	Opp Pts in the Paint	Opp 2nd Chance Pts	Opp Fast Break Pts	Opp Pts off TO's
7/26	vs. Dallas	5	7	44	14	6	19	35	12	34	12	4	27
7/29	at Las Vegas	20	32	36	8	2	22	37	0	44	17	6	18
7/31	vs. New York	8	4	32	21	2	19	36	14	34	7	6	19
8/2	at Indiana	24	16	38	2	14	28	21	10	38	10	8	12
8/4	vs. Phoenix	14	9	40	2	4	14	19	9	44	10	6	30
8/6	vs. Seattle	16	17	30	5	4	14	19	7	34	13	12	15
8/8	at Dallas	20	10	34	12	6	15	14	7	26	10	14	13
8/10	vs. Connecticut	46	25	36	9	2	2	27	3	50	22	8	22
8/12	at Seattle	15	43	30	6	2	16	40	1	28	7	6	16
8/14	at Phoenix	31	25	36	18	4	10	35	2	26	9	4	9
8/16	vs. Chicago	15	25	32	2	8	26	43	8	50	10	2	16
8/19	at Washington	5	13	32	16	6	17	13	4	34	16	3	16
8/21	vs. Los Angeles	27	12	30	13	10	30	15	8	30	9	4	18
8/23	at Minnesota	16	14	32	15	8	20	16	6	34	21	6	15
8/28	vs. Minnesota	15	15	40	13	15	12	26	4	34	17	5	12
8/30	at Los Angeles	11	7	32	24	8	15	37	6	42	10	6	14
9/1	vs. Indiana	28	3	34	8	9	19	42	19	44	20	13	14
9/3	at New York	11	9	38	10	6	14	25	6	24	11	7	12
9/5	vs. Las Vegas	9	14	48	10	10	20	32	5	46	6	15	13
9/9	at Chicago	5	18	42	8	18	18	23	9	30	11	8	5



#5 JAYLYN AGNEW F • 5-11 • 152 • R • Creighton

2020 Highlights:

- » Scored her first WNBA points against Las Vegas (7/29), knocking down two free throws.
- » Went 2-2 from beyond the arc for her first made field goals of her career against Indiana (8/2).
- » Knocked down a three-pointer and two free throws against Phoenix (8/14), adding on her first three assists of her career.

AGNEW 2020 GAME-BY-GAME

Date	Opp	GS	MP	FGM-A	3PM-A	FTM-A	OREB	DREB	REB	AST	STL	BLK	TO	PF	PTS
7/26	DAL		10	0-0	0-0	0-0	0	0	0	0	0	0	2	1	0
7/29	LVA		13	0-5	0-5	2-2	0	2	2	0	0	0	0	1	2
7/31	NYL		1	0-0	0-0	0-0	0	0	0	0	0	0	1	0	0
8/2	IND		7	2-2	2-2	0-0	0	1	1	0	0	0	0	1	6
8/4	PHO			DID NOT PLAY											
8/6	SEA		2	0-0	0-0	0-0	0	0	0	0	0	0	0	0	0
8/8	DAL			DID NOT PLAY											
8/10	CON		9	1-2	0-1	0-1	0	1	1	0	0	0	0	0	2
8/12	SEA		9	0-2	0-2	0-0	0	0	0	0	0	0	2	1	0
8/14	PHO		10	1-4	1-3	2-2	0	1	1	3	0	0	0	1	5
8/16	CHI		3	0-0	0-0	0-0	0	0	0	0	0	0	0	1	0
8/19	WAS		3	0-0	0-0	0-0	0	0	0	0	0	0	0	0	0
8/21	LAS			DID NOT PLAY											
8/23	MIN			DID NOT PLAY											
8/28	MIN			DID NOT PLAY											
8/30	LAS			DID NOT PLAY											
9/1	IND		2	0-0	0-0	0-0	0	0	0	0	0	0	0	0	0
9/3	NYL			DID NOT PLAY											
9/5	LVA			DID NOT PLAY											
9/9	CHI			DID NOT PLAY											

SEASON/CAREER HIGHS

Points (2020)	6 (8/2)
Points (Career)	6 (8/2/20)
FG Made (2020)	2 (8/2)
FG Made (Career)	2 (8/2/20)
FG Attempted (2020)	5 (7/29)
FG Attempted (Career)	5 (7/29/20)
FT Made (2020)	2 (2 times)
FT Made (Career)	2 (2 times)
FT Attempted (2020)	2 (2 times)
FT Attempted (Career)	2 (2 times)
3PT FG Made (2020)	2 (8/2)
3PT FG Made (Career)	2 (8/2/20)
3PT FG Attempt. (2020)	5 (7/29)
3PT FG Att. (Career)	5 (7/29/20)
Off. Rebounds (2020)	NONE
Off. Rebounds (Career)	NONE
Def. Rebounds (2020)	2 (7/29)
Def. Rebounds (Career)	2 (7/29/20)
Total Rebounds (2020)	2 (7/29)
Total Rebounds (Career)	2 (7/29/20)
Assists (2020)	3 (8/14)
Assists (Career)	3 (8/14)
Blocks (2020)	NONE
Blocks (Career)	NONE
Steals (2020)	NONE
Steals (Career)	NONE
Minutes (2020)	13 (7/29)
Minutes (Career)	13 (7/29/20)
Double-Doubles (2020)	NONE
Double-Doubles (Career)	NONE

AGNEW CAREER

Season	Team	G	GS	MIN	FGM-A	3PM-A	FTM-A	OR	DR	TOT	AST	STL	BS	TO	PF	PTS
2020	ATL	11	0	70	4-15	3-13	4-5	0	5	5	3	0	0	5	6	15
Career		11	0	70	4-15	3-13	4-5	0	5	5	3	0	0	5	6	15



#25 MONIQUE BILLINGS F • 6-4 • 192 • 2 yrs • UCLA

2020 Highlights with Atlanta:

- » Started off the 2020 season with a career night against Dallas (7/26), leading the team with 30 points and 13 rebounds for her second career double-double. Her 30 points led all scorers in the league opening weekend. The last Dream player to register at least 30 points was Tiffany Hayes on August 10, 2019 at Indiana.
- » Saw her second double-digit effort of the season against Phoenix (8/14), scoring 12 points with five rebounds and two steals.
- » Earned her second double-double of the season and third of her career with 10 points and 12 rebounds against Washington (8/19).
- » Recorded her third double-double in six games and fourth of the season with 12 points and 14 rebounds against Los Angeles (8/30).

BILLINGS 2020 GAME-BY-GAME

Date	Opp	GS	MP	FGM-A	3PM-A	FTM-A	OREB	DREB	REB	AST	STL	BLK	TO	PF	PTS
7/26	DAL	*	32	10 - 14	0 - 0	10 - 12	2	11	13	2	1	2	3	3	30
7/29	LVA	*	25	2 - 5	0 - 0	1 - 3	3	4	7	0	2	0	2	3	5
7/31	NYL	*	35	2 - 9	0 - 0	4 - 4	5	10	15	0	2	1	4	2	8
8/2	IND	*	30	2 - 10	0 - 0	0 - 0	2	6	8	0	1	0	2	3	4
8/4	PHO	*	22	1 - 2	0 - 0	0 - 0	0	5	5	2	0	1	3	4	2
8/6	SEA	*	27	3 - 6	0 - 0	0 - 0	1	4	5	1	1	1	3	6	6
8/8	DAL	*	27	1 - 8	0 - 0	3 - 4	1	6	7	2	0	2	0	4	5
8/10	CON	*	29	1 - 6	0 - 0	5 - 6	1	5	6	0	1	2	3	3	7
8/12	SEA		18	2 - 6	0 - 0	0 - 0	3	4	7	2	1	0	1	1	4
8/14	PHO		27	4 - 10	0 - 0	4 - 5	2	3	5	0	2	1	1	4	12
8/16	CHI	*	30	5 - 13	0 - 0	2 - 3	2	6	8	1	0	1	2	3	12
8/19	WAS	*	38	5 - 8	0 - 0	0 - 0	7	5	12	5	2	1	4	2	10
8/21	LAS	*	24	2 - 6	0 - 0	1 - 1	1	8	9	1	2	0	4	3	5
8/23	MIN	*	28	5 - 7	0 - 0	6 - 8	5	8	13	0	3	1	1	2	16
8/28	MIN	*	25	2 - 8	0 - 0	6 - 7	2	6	8	2	0	0	2	4	10
8/30	LAS	*	35	4 - 14	0 - 0	4 - 5	6	8	14	4	2	2	1	1	12
9/1	IND	*	21	2 - 5	0 - 0	0 - 2	0	4	4	1	1	0	0	3	4
9/3	NYL	*	32	3 - 9	0 - 0	0 - 0	7	5	12	2	1	1	3	1	6
9/5	LVA		28	2 - 5	0 - 0	0 - 0	4	3	7	2	1	1	0	3	4
9/9	CHI		14	3 - 7	0 - 0	0 - 0	2	4	6	0	0	0	2	2	6

SEASON/CAREER HIGHS

Points [2020]	30 (7/26)
Points [Career]	30 (7/26/20)
FG Made [2020]	10 (7/26)
FG Made [Career]	10 (7/26/20)
FG Attempted [2020]	14 (7/26)
FG Attempted [Career]	14 (2 times)
FT Made [2020]	10 (7/26)
FT Made [Career]	10 (7/26/20)
FT Attempted [2020]	12 (7/26)
FT Attempted [Career]	12 (7/26/20)
3PT FG Made [2020]	NONE
3PT FG Made [Career]	NONE
3PT FG Attempt. [2020]	NONE
3PT FG Att. [Career]	NONE
Off. Rebounds [2020]	7 (2 times)
Off. Rebounds [Career]	9 (7/14/19)
Def. Rebounds [2020]	11 (7/26)
Def. Rebounds [Career]	12 (9/5/19)
Total Rebounds [2020]	15 (7/31)
Total Rebounds [Career]	16 (7/14/19)
Assists [2020]	5 (8/19)
Assists [Career]	5 (8/19/20)
Blocks [2020]	2 (4 times)
Blocks [Career]	3 (2 times)
Steals [2020]	3 (8/23)
Steals [Career]	3 (8/23)
Minutes [2020]	38 (8/19)
Minutes [Career]	38 (8/19/20)

BILLINGS CAREER

Season	Team	G	GS	MIN	FGM-A	3PM-A	FTM-A	OR	DR	TOT	AST	STL	BS	TO	PF	PTS
2018	ATL	32	0	353	41 - 93	0 - 0	24 - 32	37	51	88	12	14	1	14	37	106
2019	ATL	29	2	553	56 - 144	1 - 1	47 - 60	61	140	201	16	17	12	46	66	160
2020	ATL	20	16	548	61 - 158	0 - 0	46 - 60	56	115	171	27	23	17	41	57	168
Career		81	18	1454	158 - 395	1 - 1	117 - 152	154	306	460	55	54	30	100	160	434

Double-Doubles [2020]	4
Double-Doubles [Career]	5



#20 BRITTANY BREWER F · 6-5 · 182 · R · Texas Tech

2020 Highlights:

- » Checked in to her first pro game against Las Vegas (7/29) and blocked a team-high 4 shots in 17 minutes.
- » Pulled down her first offensive rebound and tallied four total boards against Connecticut (8/10).

BREWER 2020 GAME-BY-GAME

Date	Opp	GS	MP	FGM-A	3PM-A	FTM-A	OREB	DREB	REB	AST	STL	BLK	TO	PF	PTS
7/26	DAL														
7/29	LVA		17	1-1	0-0	0-0	0	1	1	0	2	4	2	3	2
7/31	NYL														
8/2	IND		3	0-0	0-0	0-0	0	0	0	0	0	0	0	0	0
8/4	PHO														
8/6	SEA														
8/8	DAL														
8/10	CON		7	1-2	0-0	0-0	1	3	4	0	0	0	0	1	2
8/12	SEA		4	0-0	0-0	0-0	0	0	0	0	1	0	0	0	0
8/14	PHO														
8/16	CHI														
8/19	WAS														
8/21	LAS														
8/23	MIN														
8/28	MIN														
8/30	LAS														
9/1	IND		1	0-0	0-0	0-0	0	0	0	0	0	0	0	0	0
9/3	NYL														
9/5	LVA														
9/9	CHI														

SEASON/CAREER HIGHS

Points [2020]	2 [2 times]
Points [Career]	2 [2 times]
FG Made [2020]	1 [7/29]
FG Made [Career]	1 [7/29/20]
FG Attempted [2020]	2 [8/10]
FG Attempted [Career]	2 [8/10/20]
FT Made [2020]	N/A
FT Made [Career]	N/A
FT Attempted [2020]	N/A
FT Attempted [Career]	N/A
3PT FG Made [2020]	N/A
3PT FG Made [Career]	N/A
3PT FG Attempt. [2020]	N/A
3PT FG Att. [Career]	N/A
Off. Rebounds [2020]	1 [8/10]
Off. Rebounds [Career]	1 [8/10/20]
Def. Rebounds [2020]	3 [8/10]
Def. Rebounds [Career]	3 [8/10/20]
Total Rebounds [2020]	4 [8/10]
Total Rebounds [Career]	4 [8/10/20]
Assists [2020]	N/A
Assists [Career]	N/A
Blocks [2020]	4 [7/29]
Blocks [Career]	4 [7/29/20]
Steals [2020]	2 [7/29]
Steals [Career]	2 [7/29/20]
Minutes [2020]	17 [7/29]
Minutes [Career]	17 [7/29/20]
Double-Doubles [2020]	NONE
Double-Doubles [Career]	NONE

BREWER CAREER

Season	Team	G	GS	MIN	FGM-A	3PM-A	FTM-A	OR	DR	TOT	AST	STL	BS	TO	PF	PTS
2020	ATL	5	0	33	2-3	0-0	0-0	1	4	5	0	3	4	2	4	4
Career		5	0	33	2-3	0-0	0-0	1	4	5	0	3	4	2	4	4



#22 HALANI BROWN C · 6-7 · 245 · 1 yr · Baylor

Kalani Brown – kuh-LAH-nee

2020 Highlights:

- » Checked in to her first game in a Dream uniform on August 10 against Connecticut, scoring a career-high 13 points on 5-9 shooting with 4 rebounds in 11 minutes of action.
- » Played a season-high 12 minutes against Phoenix (8/14) and pulled down two offensive boards.

BROWN 2020 GAME-BY-GAME

Date	Opp	GS	MP	FGM-A	3PM-A	FTM-A	OREB	DREB	REB	AST	STL	BLK	TO	PF	PTS
7/26	DAL														
7/29	LVA														
7/31	NYL														
8/2	IND														
8/4	PHO														
8/6	SEA														
8/8	DAL														
8/10	CON		11	5-9	0-0	3-3	1	3	4	0	0	0	1	2	13
8/12	SEA		8	2-2	0-0	0-0	0	2	2	0	0	0	0	0	4
8/14	PHO		12	2-4	0-0	0-0	2	0	2	0	0	0	1	1	4
8/16	CHI		4	1-3	0-0	1-3	0	0	0	0	0	0	0	0	3
8/19	WAS		4	0-0	0-0	0-0	0	0	0	0	0	0	0	1	0
8/21	LAS		2	0-0	0-0	0-2	0	1	1	0	0	0	1	0	0
8/23	MIN		5	1-1	0-0	0-0	0	1	1	0	0	1	1	1	2
8/28	MIN														
8/30	LAS		2	0-1	0-0	0-0	0	0	0	0	0	0	0	0	0
9/1	IND		11	1-2	0-0	0-0	0	2	2	0	1	0	1	5	2
9/3	NYL														
9/5	LVA														
9/9	CHI		3	0-1	0-0	2-2	0	0	0	0	0	0	0	0	2

SEASON/CAREER HIGHS

Points [2020]	13 [8/10]
Points [Career]	13 [8/10/20]
FG Made [2020]	5 [8/10]
FG Made [Career]	6 [7/14/19]
FG Attempted [2020]	9 [8/10]
FG Attempted [Career]	10 [2 times]
FT Made [2020]	3 [8/10]
FT Made [Career]	4 [2 times]
FT Attempted [2020]	3 [2 times]
FT Attempted [Career]	6 [8/22/19]
3PT FG Made [2020]	N/A
3PT FG Made [Career]	N/A
3PT FG Attempt. [2020]	N/A
3PT FG Att. [Career]	1 [9/8/19]
Off. Rebounds [2020]	2 [8/14]
Off. Rebounds [Career]	3 [4 times]
Def. Rebounds [2020]	3 [8/10]
Def. Rebounds [Career]	6 [7/14/19]
Total Rebounds [2020]	4 [8/10]
Total Rebounds [Career]	8 [7/14/19]
Assists [2020]	N/A
Assists [Career]	2 [2 times]
Blocks [2020]	1 [8/23]
Blocks [Career]	3 [6/30/19]
Steals [2020]	N/A
Steals [Career]	2 [9/8/19]
Minutes [2020]	11 [8/10]
Minutes [Career]	23 [6/27/19]
Double-Doubles [2020]	NONE
Double-Doubles [Career]	NONE

BROWN CAREER

Season	Team	G	GS	MIN	FGM-A	3PM-A	FTM-A	OR	DR	TOT	AST	STL	BS	TO	PF	PTS
2019	LAS	28	0	377	54-113	0-1	36-46	34	64	98	17	9	22	29	47	144
2020	ATL	10	0	61	12-23	0-0	6-10	3	9	12	0	1	1	5	10	30
Career		38	0	438	66-136	0-1	42-56	37	73	110	17	10	23	34	57	174



#3 CHENNEDY CARTER

G · 5-9 · 143 · R · Texas A&M

Chennedy Carter - Kennedy

2020 Highlights:

- » Has scored in double digits in all six games so far this season – is the first Dream rookie with 4+ consecutive games with double-digit points to start their career.
- » Started and put up 18 points with 8 assists and 5 defensive boards in her pro debut against Dallas (7/26).
- » Became just the fourth Dream rookie to score 25+ points in franchise history with 26 against Phoenix (8/4).
- » Set the record for most points scored by a Dream rookie with 35 points against Seattle (8/6).
- » Returned to play after an injury sidelined her for six games; scored 26 points in 26 minutes against Los Angeles (8/30).

CARTER 2020 GAME-BY-GAME

Date	Opp	GS	MP	FGM-A	3PM-A	FTM-A	OREB	DREB	REB	AST	STL	BLK	TO	PF	PTS
7/26	DAL	*	30	5-16	0-4	8-9	0	5	5	8	1	1	2	5	18
7/29	LVA	*	24	3-11	1-3	4-6	0	4	4	3	1	0	3	3	11
7/31	NYL	*	25	6-15	1-2	4-4	0	0	0	3	0	0	2	6	17
8/2	IND	*	21	7-11	0-0	1-1	1	1	2	2	0	0	5	5	15
8/4	PHO	*	33	11-21	1-3	3-3	0	1	1	4	2	1	5	3	26
8/6	SEA	*	36	11-17	3-4	10-10	0	3	3	7	2	1	6	5	35
8/8	DAL	*	32	5-14	2-3	2-3	2	2	4	3	1	0	4	3	14
8/10	CON	*	3	0-2	0-0	0-0	0	0	0	1	0	0	0	0	0
8/12	SEA						DID NOT PLAY								
8/14	PHO						DID NOT PLAY								
8/16	CHI						DID NOT PLAY								
8/19	WAS						DID NOT PLAY								
8/21	LAS						DID NOT PLAY								
8/23	MIN						DID NOT PLAY								
8/28	MIN	*	17	1-3	0-0	1-2	0	0	0	1	2	0	3	4	3
8/30	LAS	*	26	11-19	1-1	3-4	0	4	4	1	0	0	1	4	26
9/1	IND	*	28	7-15	0-2	8-10	1	1	2	6	1	0	1	2	22
9/3	NYL	*	21	4-15	0-3	1-2	1	2	3	1	0	1	2	3	9
9/5	LVA	*	33	8-15	0-1	3-6	0	0	0	6	2	1	4	2	19
9/9	CHI	*	16	6-9	2-3	2-2	1	1	2	5	0	0	0	3	16

SEASON/CAREER HIGHS

Points [2020]	35 (8/6)
Points [Career]	35 (8/6/20)
FG Made [2020]	11 (3 times)
FG Made [Career]	11 (3 times)
FG Attempted [2020]	21 (8/4)
FG Attempted [Career]	21 (8/4/20)
FT Made [2020]	10 (8/6)
FT Made [Career]	10 (8/6/20)
FT Attempted [2020]	10 (2 times)
FT Attempted [Career]	10 (2 times)
3PT FG Made [2020]	3 (8/6)
3PT FG Made [Career]	3 (8/6/20)
3PT FG Attempt. [2020]	4 (2 times)
3PT FG Att. [Career]	4 (2 times)
Off. Rebounds [2020]	2 (8/8)
Off. Rebounds [Career]	2 (8/8/20)
Def. Rebounds [2020]	5 (7/26)
Def. Rebounds [Career]	5 (7/26/20)
Total Rebounds [2020]	5 (7/26)
Total Rebounds [Career]	5 (7/26/20)
Assists [2020]	8 (7/26)
Assists [Career]	8 (7/26/20)
Blocks [2020]	1 (3 times)
Blocks [Career]	1 (3 times)
Steals [2020]	2 (3 times)
Steals [Career]	2 (3 times)
Minutes [2020]	36 (8/6)
Minutes [Career]	36 (8/6/20)
Double-Doubles [2020]	NONE
Double-Doubles [Career]	NONE

CARTER CAREER

Season Team	G	GS	MIN	FGM-A	3PM-A	FTM-A	OR	DR	TOT	AST	STL	BS	TO	PF	PTS
2020 ATL	14	14	344	85-183	11-29	50-62	6	24	30	51	12	5	38	48	231
Career	14	14	344	85-183	11-29	50-62	6	24	30	51	12	5	38	48	231



#33 HAE LA DAVIS F-G · 6-2 · 170 · 3 yrs · South Carolina

2019 Highlights with Dallas:

- » Handed out a career-high-tying nine assists at SEA on 7/12
- » Recorded a season-high 14 points at MIN 8/22
- » Hit a season high three threes vs. MIN 6/30
- » Tied her season high with 13 points vs Las Vegas on 8/3
- » Scored 30 of the 33 contests she played this season
- » Recorded a career high in MIN, FGM, 3PM, rebounds, assists, steals and blocks during the 2019 campaign in 33 games played
- » Sat out one game due to suspension.

DAVIS 2020 GAME-BY-GAME

Date	Opp	GS	MP	FGM-A	3PM-A	FTM-A	OREB	DREB	REB	AST	STL	BLK	TO	PF	PTS
8/28	MIN														
8/30	LAS		1	0-0	0-0	0-0	0	0	0	0	0	0	0	0	0
9/1	IND		1	0-0	0-0	0-0	0	0	0	0	0	0	0	0	0
9/3	NYL														
9/5	LVA														
9/9	CHI														

SEASON/CAREER HIGHS

Points [2020]	
Points [Career]	23 [7/16/17]
FG Made [2020]	
FG Made [Career]	9 [7/16/17]
FG Attempted [2020]	
FG Attempted [Career]	16 [8/3/19]
FT Made [2020]	
FT Made [Career]	
FT Attempted [2020]	
FT Attempted [Career]	
3PT FG Made [2020]	
3PT FG Made [Career]	3 [3 times]
3PT FG Attempt. [2020]	
3PT FG Att. [Career]	7 [8/3/19]
Off. Rebounds [2020]	
Off. Rebounds [Career]	3 [6/20/19]
Def. Rebounds [2020]	
Def. Rebounds [Career]	5 [2 times]
Total Rebounds [2020]	
Total Rebounds [Career]	7 [6/2/18]
Assists [2020]	
Assists [Career]	9 [7/12/19]
Blocks [2020]	
Blocks [Career]	2 [8/3/19]
Steals [2020]	
Steals [Career]	3 [2 times]
Minutes [2020]	1 [2 times]
Minutes [Career]	38 [8/5/18]
Double-Doubles [2020]	
Double-Doubles [Career]	

DAVIS CAREER

Season	Team	G	GS	MIN	FGM-A	3PM-A	FTM-A	OR	DR	TOT	AST	STL	BS	TO	PF	PTS
2017	DAL	33	0	511	68-175	15-35	49-65	10	36	46	33	16	3	50	56	200
2018	DAL	27	6	453	50-144	10-41	25-39	13	42	55	37	9	1	35	57	135
2019	DAL	33	16	634	76-231	16-51	29-33	16	57	73	69	18	6	73	79	197
2020	ATL	2	0	2	0-0	0-0	0-0	0	0	0	0	0	0	0	0	0
Career		95	22	1600	194-550	41-127	103-137	39	135	174	139	43	10	158	192	532



#11 BLAKE DIETRICK G · 5-10 · 169 · 3 yrs · Princeton

Blake **Dietrick** - dee-TRICK

2020 Highlights:

- » Pulled down a career-high five rebounds (four defensive) in a career-best 27 minutes against Dallas (7/26)
- » Set a number of records against Las Vegas (7/29), scoring 13 points on six made field goals with 13 attempts – all career-high numbers.
- » Led the team with a career-high six assists against Connecticut (8/10).
- » Played all 40 minutes in her second career start, scoring a career-high 16 points against Seattle (8/12).

DIETRICK 2020 GAME-BY-GAME

Date	Opp	GS	MP	FGM-A	3PM-A	FTM-A	OREB	DREB	REB	AST	STL	BLK	TO	PF	PTS
7/26	DAL		27	2-3	1-1	0-0	0	4	4	5	1	0	3	3	5
7/29	LVA		27	6-13	1-8	0-0	0	2	2	4	1	0	3	4	13
7/31	NYL		12	0-1	0-0	0-0	0	1	1	0	0	0	1	1	0
8/2	IND		19	0-1	0-0	0-0	0	1	1	4	1	0	0	2	0
8/4	PHO		21	3-3	1-1	0-0	0	3	3	2	0	0	2	2	7
8/6	SEA		4	0-2	0-1	0-0	0	0	0	0	0	0	2	0	0
8/8	DAL		8	0-0	0-0	0-0	0	0	0	0	0	0	0	1	0
8/10	CON		24	1-4	0-1	0-0	0	2	2	6	0	0	3	2	2
8/12	SEA	*	40	6-12	4-9	0-0	2	3	5	4	1	0	3	1	16
8/14	PHO	*	30	4-8	3-6	0-0	0	2	2	7	1	3	3	3	11
8/16	CHI	*	30	3-9	1-4	0-0	1	1	2	2	3	0	3	4	7
8/19	WAS	*	20	1-2	1-1	0-0	0	0	0	2	0	0	2	0	3
8/21	LAS		12	1-3	1-2	1-4	0	1	1	1	1	0	4	4	4
8/23	MIN		27	5-7	3-4	0-0	0	0	0	5	1	0	2	4	13
8/28	MIN		20	4-6	3-4	0-0	0	0	0	5	0	0	2	3	11
8/30	LAS		19	2-5	1-2	0-0	2	1	3	5	0	0	1	0	5
9/1	IND		22	3-4	1-1	0-0	0	2	2	5	2	0	2	1	7
9/3	NYL		25	1-4	1-4	0-0	0	1	1	2	0	0	0	3	3
9/5	LVA		10	2-4	1-2	0-0	0	0	0	3	0	0	1	0	5
9/9	CHI		30	4-5	3-3	4-4	1	2	3	5	3	0	2	3	15

SEASON/CAREER HIGHS

Points [2020]	16 [8/12]
Points [Career]	16 [8/12/20]
FG Made [2020]	6 [2 times]
FG Made [Career]	6 [2 times]
FG Attempted [2020]	13 [6/29]
FG Attempted [Career]	13 [6/29/20]
FT Made [2020]	1 [8/21]
FT Made [Career]	3 [6/27/18]
FT Attempted [2020]	4 [8/21]
FT Attempted [Career]	4 [2 times]
3PT FG Made [2020]	4 [8/12]
3PT FG Made [Career]	4 [8/12/20]
3PT FG Attempt. [2020]	9 [8/12]
3PT FG Att. [Career]	9 [8/12/20]
Off. Rebounds [2020]	2 [2 times]
Off. Rebounds [Career]	2 [2 times]
Def. Rebounds [2020]	4 [7/26]
Def. Rebounds [Career]	4 [7/26/20]
Total Rebounds [2020]	5 [8/12]
Total Rebounds [Career]	5 [8/12/20]
Assists [2020]	7 [8/14]
Assists [Career]	7 [8/14/20]
Blocks [2020]	3 [8/14]
Blocks [Career]	3 [8/14/20]
Steals [2020]	3 [2 times]
Steals [Career]	3 [2 times]
Minutes [2020]	40 [8/12]
Minutes [Career]	40 [8/12/20]
Double-Doubles [2020]	NONE
Double-Doubles [Career]	NONE

DIETRICK CAREER

Season	Team	G	GS	MIN	FGM-A	3PM-A	FTM-A	OR	DR	TOT	AST	STL	BS	TO	PF	PTS
2016	TOT	3	0	14	1-2	0-1	2-2	0	3	3	0	0	0	1	1	4
2018	ATL	26	0	186	12-35	9-23	4-6	2	12	14	11	7	0	12	21	37
2019	SEA	17	1	106	1-10	0-6	4-6	1	9	10	16	3	2	10	14	6
2020	ATL	20	4	426	48-96	26-54	5-8	6	26	32	67	15	3	39	41	127
Career		66	5	732	62-143	35-84	15-22	9	50	59	94	25	5	62	77	174



#0 GLORY JOHNSON F • 6-3 • 170 • 7 yrs • Tennessee

2020 Highlights:

- » Made her first appearance in a Dream jersey on July 31 against the Liberty, scoring two points with a rebound and a steal in 8 minutes of play.
- » Played a season-high 19 minutes against Phoenix (8/4), putting up 5 points with 5 rebounds.
- » Made her first three pointer of the season against Seattle (8/6), adding on 7 rebounds, 2 steals and 1 block.
- » Came off the bench to score a season-high 23 points on 10-of-15 shooting from the field against Los Angeles (8/21).
- » Started for the first time in the season against Las Vegas (9/5) and pulled down 6 boards.

JOHNSON 2020 GAME-BY-GAME

Date	Opp	GS	MP	FGM-A	3PM-A	FTM-A	OREB	DREB	REB	AST	STL	BLK	TO	PF	PTS
7/26	DAL														
7/29	LVA														
7/31	NYL		8	1-2	0-1	0-2	0	1	1	0	1	0	1	1	2
8/2	IND		7	0-0	0-0	0-0	0	0	0	0	0	0	0	0	0
8/4	PHO		19	2-3	0-1	1-2	0	5	5	0	1	0	1	3	5
8/6	SEA		20	1-4	1-3	0-0	1	6	7	1	2	1	0	3	3
8/8	DAL		17	2-4	2-3	0-0	1	6	7	0	1	3	0	1	6
8/10	CON		11	1-2	1-2	3-4	0	3	3	1	0	0	1	0	6
8/12	SEA		17	2-7	0-4	0-0	1	4	5	1	1	1	1	0	4
8/14	PHO		8	1-1	1-1	0-2	0	1	1	1	0	0	0	0	3
8/16	CHI		21	2-5	0-2	3-4	0	3	3	0	1	0	2	0	7
8/19	WAS		8	1-3	0-2	0-0	0	2	2	0	1	0	2	1	2
8/21	LAS		27	10-16	2-6	1-2	1	4	5	2	2	0	4	4	23
8/23	MIN		17	0-4	0-2	1-2	0	6	6	2	0	1	0	0	1
8/28	MIN		11	0-4	0-2	1-4	0	2	2	0	0	0	0	1	1
8/30	LAS		15	1-3	1-2	0-0	1	2	3	1	0	0	1	1	3
9/1	IND		24	4-8	3-6	2-2	1	7	8	0	0	1	0	6	13
9/3	NYL		17	2-7	0-3	0-0	0	3	3	1	4	0	0	2	4
9/5	LVA	*	21	1-8	0-2	0-0	1	5	6	1	1	0	0	4	2
9/9	CHI		5	0-2	0-0	0-0	0	0	0	0	0	0	0	0	0

SEASON/CAREER HIGHS

Points [2020]	23 [8/21]
Points [Career]	32 [6/16/13]
FG Made [2020]	10 [8/21]
FG Made [Career]	12 [6/16/13]
FG Attempted [2020]	16 [8/21]
FG Attempted [Career]	16 [8/21/20]
FT Made [2020]	3 [2 times]
FT Made [Career]	14 [7/12/12]
FT Attempted [2020]	4 [3 times]
FT Attempted [Career]	15 [7/12/12]
3PT FG Made [2020]	3 [9/1]
3PT FG Made [Career]	6 [8/31/19]
3PT FG Attempt. [2020]	6 [2 times]
3PT FG Att. [Career]	11 [8/31/19]
Off. Rebounds [2020]	1 [7 times]
Off. Rebounds [Career]	12 [6/16/13]
Def. Rebounds [2020]	7 [9/1]
Def. Rebounds [Career]	13 [2 times]
Total Rebounds [2020]	8 [9/1]
Total Rebounds [Career]	22 [6/16/13]
Assists [2020]	2 [2 times]
Assists [Career]	5 [4 times]
Blocks [2020]	3 [8/8]
Blocks [Career]	3 [5 times]
Steals [2020]	2 [8/6]
Steals [Career]	5 [5 times]
Minutes [2020]	27 [8/21]
Minutes [Career]	42 [8/25/13]
Double-Doubles [2020]	N/A
Double-Doubles [Career]	NONE

JOHNSON CAREER

Season	Team	G	GS	MIN	FGM-A	3PM-A	FTM-A	OR	DR	TOT	AST	STL	BS	TO	PF	PTS
2012	TUL	34	28	958	131-272	0-0	130-192	95	137	232	38	73	20	71	103	392
2013	TUL	29	28	875	152-341	1-3	130-174	95	163	258	33	30	12	60	71	435
2014	TUL	33	33	1070	173-385	0-3	139-183	95	210	305	46	45	13	87	107	485
2016	DAL	18	6	502	72-163	4-14	55-73	48	113	161	23	17	11	26	39	203
2017	DAL	33	33	1022	187-403	21-67	98-128	79	221	300	53	41	13	73	97	493
2018	DAL	29	17	652	85-204	17-54	46-59	47	126	173	39	29	14	39	61	233
2019	DAL	28	19	676	78-214	35-103	14-24	27	117	144	39	39	18	28	45	205
2020	ATL	18	1	272	31-83	11-42	12-24	7	60	67	11	15	7	13	27	85
Career		222	165	6027	909-2065	89-286	624-857	493	1147	1640	282	289	108	397	550	2531



#44 BETNIJAH LANEY

Betnijah Laney - buh-NAW-jah

2020 Highlights:

- » Started and set career high records with 19 points, 6 made field goals and 14 attempted field goals against Dallas (7/24). Led the Dream with two steals.
- » Topped her career high record with 30 points against New York (7/31), going 11-18 from the field on a career night that included highs in free throws made and attempted, offensive rebounds, defensive rebounds, total rebounds and steals.
- » Recorded her 5th double-figure game of the season and 4th straight with 20 points against Seattle (8/6), sinking a career-high 4 three pointers on 7 shots.
- » Put up a career-high 35 points against Washington (8/19), sinking 14 shots from the field and adding on 6 assists and 2 steals.
- » Dished out a career-best 11 assists against Los Angeles (8/21) and scored 15 points for her first double-double.

LANEY 2020 GAME-BY-GAME

Date	Opp	GS	MP	FGM-A	3PM-A	FTM-A	OREB	DREB	REB	AST	STL	BLK	TO	PF	PTS
7/26	DAL	*	34	6-14	2-4	5-6	0	2	2	3	2	0	6	4	19
7/29	LVA	*	30	4-9	0-2	0-0	1	3	4	4	1	0	2	3	8
7/31	NYL	*	35	11-18	2-2	6-7	3	5	8	2	3	0	3	5	30
8/2	IND	*	32	4-10	0-1	5-6	2	3	5	6	4	0	3	2	13
8/4	PHO	*	36	6-11	1-3	4-4	1	6	7	5	4	0	3	5	17
8/6	SEA	*	22	7-12	4-7	2-2	1	3	4	1	0	0	3	3	20
8/8	DAL	*	37	5-13	3-7	3-3	0	2	2	2	1	0	5	0	16
8/10	CON	*	26	1-5	1-1	0-0	1	1	2	5	1	0	4	3	3
8/12	SEA	*	28	7-14	2-6	1-1	1	0	1	3	1	0	1	2	17
8/14	PHO	*	29	7-13	1-5	1-2	1	0	1	1	0	0	4	1	16
8/16	CHI	*	34	5-11	0-2	0-0	1	2	3	4	0	0	3	1	10
8/19	WAS	*	37	14-24	3-7	4-6	1	4	5	6	2	0	3	3	35
8/21	LAS	*	43	5-14	2-6	3-4	1	3	4	11	2	0	3	4	15
8/23	MIN	*	37	7-14	1-2	1-2	1	7	8	10	1	0	5	4	16
8/28	MIN	*	37	9-16	1-3	3-3	0	4	4	5	2	1	4	2	22
8/30	LAS	*	32	2-8	0-2	2-2	1	5	6	2	1	0	4	5	6
9/1	IND	*	27	5-10	2-3	4-4	1	1	2	4	0	0	2	1	16
9/3	NYL	*	30	5-14	1-1	2-2	1	5	6	3	1	0	3	1	13
9/5	LVA	*	35	8-18	0-4	5-6	0	7	7	1	4	0	2	1	21
9/9	CHI	*	37	9-16	2-2	4-5	2	8	10	4	3	1	1	1	24

SEASON/CAREER HIGHS

Points (2020)	35 (8/19)
Points (Career)	35 (8/19/20)
FG Made (2020)	14 (8/19)
FG Made (Career)	14 (8/19/20)
FG Attempted (2020)	24 (8/19)
FG Attempted (Career)	24 (8/19/20)
FT Made (2020)	6 (7/31)
FT Made (Career)	6 (7/31/20)
FT Attempted (2020)	7 (2 times)
FT Attempted (Career)	7 (2 times)
3PT FG Made (2020)	4 (8/6)
3PT FG Made (Career)	4 (8/6/20)
3PT FG Attempt. (2020)	7 (3 times)
3PT FG Att. (Career)	7 (3 times)
Off. Rebounds (2020)	3 (7/31)
Off. Rebounds (Career)	6 (6/13/19)
Def. Rebounds (2020)	8 (9/9)
Def. Rebounds (Career)	9 (7/10/19)
Total Rebounds (2020)	10 (9/9)
Total Rebounds (Career)	11 (6/13/19)
Assists (2020)	11 (8/21)
Assists (Career)	11 (8/21/20)
Blocks (2020)	NONE
Blocks (Career)	2 (6/19/15)
Steals (2020)	4 (3 times)
Steals (Career)	4 (5 times)
Minutes (2020)	43 (8/21)
Minutes (Career)	43 (8/21/20)
Double-Doubles (2020)	3
Double-Doubles (Career)	3

LANEY CAREER

Season	Team	G	GS	MIN	FGM-A	3PM-A	FTM-A	OR	DR	TOT	AST	STL	BS	TO	PF	PTS
2015	CHI	32	2	411	39-99	0-6	16-23	18	50	68	19	16	6	18	41	94
2016	CHI	8	1	42	2-12	0-1	4-4	1	4	5	1	1	0	2	6	8
2018	CON	29	0	271	33-70	1-9	10-11	20	30	50	21	11	0	16	20	77
2019	IND	34	27	878	77-213	20-66	18-31	32	111	143	59	48	4	49	55	192
2020	ATL	20	20	658	127-264	28-70	55-65	20	71	91	82	33	2	64	51	337
Career		123	50	2260	278-658	49-152	103-134	91	266	357	182	109	12	149	173	708



#40 SHEKINNA STRICKLEN F • 6-2 • 230 • 8 yrs • Tennessee

Shekinna Stricklen – sheh-KEE-nuh

2020 Highlights:

- » Made her Dream debut against Dallas on July 26, starting and knocking down 16 points with four made three-pointers.
- » Scored in double digits against Las Vegas (7/29) with 10 points.
- » Pulled down 4 boards with 2 assists and 2 steals against New York (7/31)
- » Shot a season-high 8 three-pointers against Seattle (8/6).
- » Knocked down 6 three's in the first half against Connecticut (8/10), just one off the WNBA record of 7 three's in one half (Kelsey Mitchell, 2019).

STRICKLEN 2020 GAME-BY-GAME

Date	Opp	GS	MP	FGM-A	3PM-A	FTM-A	OREB	DREB	REB	AST	STL	BLK	TO	PF	PTS
7/26	DAL	*	25	4-7	4-7	4-4	0	1	1	0	0	0	0	2	16
7/29	LVA	*	17	4-5	2-3	0-0	0	1	1	0	0	0	1	4	10
7/31	NYL	*	31	3-13	0-5	0-0	1	3	4	2	2	0	1	2	6
8/2	IND	*	24	2-7	2-6	0-0	0	0	0	0	0	0	1	3	6
8/4	PHO	*	22	3-8	1-4	0-0	0	3	3	0	0	0	0	2	7
8/6	SEA	*	27	2-8	2-8	0-0	0	2	2	1	0	0	0	2	6
8/8	DAL	*	21	2-6	1-5	0-0	0	2	2	0	0	0	1	1	5
8/10	CON	*	21	6-10	6-8	0-0	0	1	1	0	0	0	2	1	18
8/12	SEA	*	15	0-6	0-4	0-0	0	1	1	1	0	0	1	2	0
8/14	PHO	*	20	0-6	0-1	0-0	0	2	2	3	0	0	0	3	0
8/16	CHI		17	1-3	1-3	0-0	0	0	0	0	0	0	1	1	3
8/19	WAS		23	1-5	1-4	0-0	1	2	3	0	0	1	0	3	3
8/21	LAS	*	38	5-7	3-4	3-3	0	3	3	4	2	0	1	5	16
8/23	MIN	*	26	3-5	2-4	0-0	0	1	1	0	0	0	0	2	8
8/28	MIN		22	1-5	1-4	0-0	0	5	5	0	0	0	1	3	3
8/30	LAS		11	1-3	1-2	0-0	0	1	1	1	1	0	1	0	3
9/1	IND		11	2-4	2-4	0-0	0	2	2	1	0	0	0	1	6
9/3	NYL		13	2-7	0-5	0-0	1	2	3	0	2	0	2	0	4
9/5	LVA		9	0-2	0-2	0-0	0	1	1	0	0	0	0	3	0
9/9	CHI	*	27	1-8	1-4	0-0	0	0	0	1	0	0	0	0	3

SEASON/CAREER HIGHS

Points (2020)	18 (8/10)
Points (Career)	26 (9/12/13)
FG Made (2020)	6 (8/10)
FG Made (Career)	10 (2 times)
FG Attempted (2020)	13 (7/31)
FG Attempted (Career)	17 (8/4/13)
FT Made (2020)	4 (7/26)
FT Made (Career)	6 (8/9/15)
FT Attempted (2020)	4 (7/26)
FT Attempted (Career)	6 (3 times)
3PT FG Made (2020)	6 (8/10)
3PT FG Made (Career)	8 (7/22/18)
3PT FG Attempt. (2020)	8 (2 times)
3PT FG Att. (Career)	13 (8/16/19)
Off. Rebounds (2020)	1 (7/31)
Off. Rebounds (Career)	4 (3 times)
Def. Rebounds (2020)	5 (8/28)
Def. Rebounds (Career)	8 (3 times)
Total Rebounds (2020)	5 (8/28)
Total Rebounds (Career)	11 (7/13/12)
Assists (2020)	4 (8/21)
Assists (Career)	6 (7/30/19)
Blocks (2020)	1 (8/19)
Blocks (Career)	3 (8/9/13)
Steals (2020)	2 (3 times)
Steals (Career)	5 (8/8/17)
Minutes (2020)	31 (7/31)
Minutes (Career)	37 (2 times)
Double-Doubles (2020)	N/A
Double-Doubles (Career)	1 (7/13/12)

STRICKLEN CAREER

Season	Team	G	GS	MIN	FGM-A	3PM-A	FTM-A	OR	DR	TOT	AST	STL	BS	TO	PF	PTS
2012	SEA	34	3	784	100-253	37-117	36-52	28	119	147	40	24	8	35	70	273
2013	SEA	34	21	797	131-319	54-157	25-39	28	68	96	28	25	13	40	54	341
2014	SEA	33	10	578	86-200	47-122	19-26	9	60	69	23	20	3	27	65	238
2015	CON	34	0	599	95-231	51-142	22-28	25	38	63	22	19	8	20	46	263
2016	CON	28	0	306	38-104	27-77	9-14	9	29	38	15	12	2	3	20	112
2017	CON	34	29	926	95-232	71-173	32-37	17	90	107	37	42	4	29	56	293
2018	CON	34	30	639	77-179	58-135	12-14	9	68	77	16	20	4	19	46	224
2019	CON	34	34	804	104-255	76-199	22-27	9	56	65	39	34	7	28	79	306
2020	ATL	20	13	419	43-125	30-87	7-7	3	33	36	14	7	1	13	40	123
Career		285	140	5853	769-1898	451-1209	184-244	137	561	698	234	203	50	214	476	2173



#10 COURTNEY WILLIAMS G · 5-8 · 133 · 4 yrs · South Florida

2020 Highlights:

- » Made her first appearance in a Dream jersey on July 31 against New York, putting up 6 points with 4 rebounds and 2 assists in 16 minutes of play.
- » Recorded first double-double of the season with 13 points and 10 rebounds against Seattle (8/6).
- » Made her first start with the Dream against Seattle (8/12), scoring 12 points with a team-high 7 rebounds.
- » Scored 30 points against Washington (8/19) on 13 made field goals in a season-high 37 minutes. It marked just the second 30-point outing of her career.

C. WILLIAMS 2020 GAME-BY-GAME

Date	Opp	GS	MP	FGM-A	3PM-A	FTM-A	OREB	DREB	REB	AST	STL	BLK	TO	PF	PTS
7/26	DAL														
7/29	LVA														
7/31	NYL		16	2-10	0-0	2-2	2	2	4	2	0	0	2	1	6
8/2	IND		23	9-18	0-2	0-0	0	3	3	4	0	0	1	2	18
8/4	PHO		20	1-8	0-1	0-0	4	5	9	2	0	0	3	1	2
8/6	SEA		29	4-13	0-4	5-5	3	7	10	1	0	0	1	2	13
8/8	DAL		25	7-15	0-1	0-1	1	2	3	3	1	0	1	1	14
8/10	CON		24	6-10	0-0	0-0	1	6	7	4	0	1	3	3	12
8/12	SEA	*	31	4-17	1-2	0-0	3	4	7	3	0	0	3	2	9
8/14	PHO	*	35	6-19	0-1	0-2	6	8	14	4	1	0	2	2	12
8/16	CHI	*	33	7-18	0-2	1-3	3	3	6	4	1	0	2	2	15
8/19	WAS	*	37	13-22	3-4	1-2	2	6	8	7	0	0	2	4	30
8/21	LAS	*	43	8-17	0-1	0-0	2	2	4	8	3	0	10	3	16
8/23	MIN	*	30	7-15	0-3	0-0	0	1	1	4	2	0	4	1	14
8/28	MIN	*	35	8-14	1-3	0-0	2	3	5	2	1	0	4	4	17
8/30	LAS	*	31	7-15	1-2	0-0	0	6	6	1	1	1	4	1	15
9/1	IND	*	29	9-15	2-4	2-2	2	4	6	4	1	0	1	3	22
9/3	NYL	*	32	7-18	0-2	1-1	1	12	13	2	0	0	2	3	15
9/5	LVA	*	33	9-18	0-1	0-0	1	6	7	2	1	0	2	0	18
9/9	CHI	*	37	10-20	0-1	0-0	0	10	10	3	1	0	3	1	20

SEASON/CAREER HIGHS

Points (2020)	30 (8/19)
Points (Career)	34 (6/13/18)
FG Made (2020)	13 (8/19)
FG Made (Career)	15 (6/13/18)
FG Attempted (2020)	22 (8/19)
FG Attempted (Career)	29 (6/13/18)
FT Made (2020)	5 (8/6)
FT Made (Career)	5 (2 times)
FT Attempted (2020)	5 (8/6)
FT Attempted (Career)	6 (6/14/17)
3PT FG Made (2020)	3 (8/19)
3PT FG Made (Career)	6 (9/29/19)
3PT FG Attempt. (2020)	4 (3 times)
3PT FG Att. (Career)	10 (6/13/18)
Off. Rebounds (2020)	6 (8/14)
Off. Rebounds (Career)	6 (8/14/20)
Def. Rebounds (2020)	12 (9/3)
Def. Rebounds (Career)	12 (9/3/20)
Total Rebounds (2020)	14 (8/14)
Total Rebounds (Career)	14 (8/14/20)
Assists (2020)	8 (8/21)
Assists (Career)	9 (9/6/19)
Blocks (2020)	1 (2 times)
Blocks (Career)	2 (2 times)
Steals (2020)	3 (8/21)
Steals (Career)	6 (8/16/19)
Minutes (2020)	37 (8/19)
Minutes (Career)	41 (9/6/19)

C. WILLIAMS CAREER

Season	Team	G	GS	MIN	FGM-A	3PM-A	FTM-A	OR	DR	TOT	AST	STL	BS	TO	PF	PTS
2016	TOT	25	0	351	68-166	8-27	12-21	28	48	76	30	12	3	21	30	156
2017	CON	34	28	884	185-390	12-37	36-41	45	97	142	71	19	8	48	55	418
2018	CON	30	29	812	171-375	20-53	17-25	46	132	178	90	23	2	54	47	379
2019	CON	34	34	988	187-430	16-35	60-75	48	141	189	129	46	13	56	47	450
2020	ATL	18	12	545	124-282	8-34	12-18	33	90	123	60	13	2	50	36	268
Career		141	103	3580	735-1643	64-186	137-180	200	508	709	380	113	28	229	215	1671

Double-Doubles (2020)	4
Double-Doubles (Career)	9



#1 ELIZABETH WILLIAMS C-F • 6-3 • 192 • 5 yrs • Duke

2020 Highlights:

- » Shot a perfect 7-for-7 from the field in the Dream's season opener against Dallas (7/26), tying the franchise record (last by Aneika Henry, at Tulsa, June 29, 2012).
- » Led the team with 16 points against Las Vegas (7/29), knocking down 7 of 14 shots and picking up 3 steals and 4 rebounds.
- » Recorded her 6th double-figure outing of the season with 10 points against Phoenix (8/14).
- » Took over as the Dream's all-time leading shot blocker with six against New York (9/3), bringing her to 283 total career blocks in an Atlanta uniform. Her six blocks set the WNBA single-game record for the 2020 season.

E. WILLIAMS 2020 GAME-BY-GAME

Date	Opp	GS	MP	FGM-A	3PM-A	FTM-A	OREB	DREB	REB	AST	STL	BLK	TO	PF	PTS
7/26	DAL	*	34	7-7	0-0	3-3	2	5	7	1	1	1	0	2	17
7/29	LVA	*	27	7-14	0-0	2-3	3	1	4	1	3	1	0	2	16
7/31	NYL	*	36	3-7	0-0	9-12	6	4	10	2	0	1	0	2	15
8/2	IND	*	33	7-10	0-0	1-1	0	6	6	2	0	0	0	4	15
8/4	PHO	*	26	2-6	0-0	4-4	0	2	2	0	0	0	6	5	8
8/6	SEA	*	33	3-6	0-0	3-3	1	5	6	0	2	2	2	1	9
8/8	DAL	*	33	7-11	0-0	1-2	6	0	6	3	0	2	1	2	15
8/10	CON	*	23	4-8	0-0	0-2	0	1	1	3	0	0	0	2	8
8/12	SEA	*	23	3-5	0-0	0-0	0	2	2	2	1	1	1	3	6
8/14	PHO	*	22	5-8	0-0	0-1	1	6	7	1	1	4	1	2	10
8/16	CHI	*	25	2-4	0-0	4-5	1	3	4	0	1	1	3	0	8
8/19	WAS	*	30	3-5	0-0	2-4	2	3	5	6	0	0	1	4	8
8/21	LAS	*	36	2-6	0-0	2-2	2	5	7	0	1	1	2	4	6
8/23	MIN	*	31	4-14	0-0	0-0	2	0	2	2	1	1	1	1	8
8/28	MIN	*	32	6-13	0-0	0-0	2	8	10	3	0	3	0	3	12
8/30	LAS	*	28	3-7	0-0	3-5	5	3	8	1	1	0	2	4	9
9/1	IND	*	23	4-6	0-0	2-2	1	3	4	0	1	1	2	3	10
9/3	NYL	*	31	2-7	0-0	4-4	1	7	8	0	1	6	0	1	8
9/5	LVA	*	31	4-6	0-0	2-3	1	1	2	1	0	2	0	4	10
9/9	CHI	*	31	4-12	0-0	3-4	6	4	10	1	2	1	1	2	11

SEASON/CAREER HIGHS

Points (2020)	17 (7/26)
Points (Career)	22 (8/7/18)
FG Made (2020)	7 (4 times)
FG Made (Career)	11 (8/7/18)
FG Attempted (2020)	14 (2 times)
FG Attempted (Career)	16 (4 times)
FT Made (2020)	9 (7/31)
FT Made (Career)	9 (7/31/20)
FT Attempted (2020)	12 (7/31)
FT Attempted (Career)	12 (7/31/20)
3PT FG Made (2020)	N/A
3PT FG Made (Career)	N/A
3PT FG Attempt. (2020)	N/A
3PT FG Att. (Career)	1 (2 times)
Off. Rebounds (2020)	6 (3 times)
Off. Rebounds (Career)	8 (8/8/17)
Def. Rebounds (2020)	6 (2 times)
Def. Rebounds (Career)	13 (8/26/17)
Total Rebounds (2020)	10 (2 times)
Total Rebounds (Career)	16 (9/11/16)
Assists (2020)	6 (8/19)
Assists (Career)	6 (2 times)
Blocks (2020)	6 (9/3)
Blocks (Career)	8 (9/5/19)
Steals (2020)	3 (7/29)
Steals (Career)	4 (7/9/17)
Minutes (2020)	36 (7/31)
Minutes (Career)	45 (6/22/16)
Double-Doubles (2020)	2
Double-Doubles (Career)	12

E WILLIAMS CAREER

Season	Team	G	GS	MIN	FGM-A	3PM-A	FTM-A	OR	DR	TOT	AST	STL	BS	TO	PF	PTS
2015	CON	21	0	246	28-53	0-0	14-25	22	46	68	8	6	19	11	20	70
2016	ATL	34	34	1179	157-355	0-1	92-133	106	170	276	42	26	79	42	105	406
2017	ATL	34	34	1069	149-307	0-1	54-82	107	139	246	46	36	67	46	81	352
2018	ATL	33	32	885	121-221	0-0	58-103	71	119	190	46	26	59	41	88	300
2019	ATL	32	32	909	107-235	0-0	82-112	99	109	208	37	24	53	41	71	296
2020	ATL	20	20	587	82-162	0-0	45-60	42	69	111	29	15	28	23	51	209
Career		174	152	4875	644-1333	0-2	345-515	447	652	1099	208	133	305	204	416	1633

2020 ATLANTA DREAM SPOTTERS GUIDE


WITH TWITTER HANDLES



0
Glory Johnson
 F · 6-3 · 170
 @MISSVOL25



1
Elizabeth Williams
 C-F · 6-3 · 192
 @E_Williams_1



3
Chennedy Carter
 G · 5-9 · 143
 @ChennedyCarter



5
Jaylyn Agnew
 F · 5-11 · 149
 @jaylyn_agnew



10
Courtney Williams
 G · 5-8 · 133
 @CourtMWilliams



11
Blake Dietrick
 G · 5-10 · 169



20
Brittany Brewer
 F · 6-5 · 182
 @lilbrewsie



22
Kalani Brown
 C · 6-7 · 245
 @kalanibrown21




25
Monique Billings
 F · 6-4 · 192
 @moniquebillings



33
Kaela Davis
 F-G · 6-2 · 170



40
Shekinna Stricklen
 F · 6-2 · 230
 @strick40



44
Betnijah Laney
 G-F · 6-0 · 166
 @BetnijahLaney



Nicki Collen
 Head Coach
 @NickiCollen



Mike Petersen
 Assistant Coach



Darius Taylor
 Assistant Coach
 @DariusTaylor



Natalie Trotter
 Athletic Trainer



Kyra Vidas
 Director of Operations