



ATLANTA DREAM BASKETBALL

2020 GAME NOTES



2020 REGULAR SEASON SCHEDULE

Date	Opponent	Time/Result	TV
July 26	Dallas	W, 105-95	CBSSN
Wed. July 29	at Las Vegas	L, 70-100	CBSSN
Fri. July 31	New York	W, 84-78	NBATV
Sun. Aug 2	at Indiana	L, 77-93	NBATV
Tue. Aug 4	Phoenix	L, 74-81	ESPN2
★ Thurs. Aug 6	Seattle	6:00 pm	ESPN2
Sat. Aug 8	at Dallas	12:00 pm	ESPN2
Mon. Aug 10	Connecticut	6:00 pm	FSS
Wed. Aug 12	at Seattle	10:00 pm	FSS
Sun. Aug 14	at Phoenix	10:00 pm	FSSE
Sun. Aug 16	Chicago	4:00 pm	FSSE
Wed. Aug 19	at Washington	7:00 pm	CBSSN
Fri. Aug 21	Los Angeles	7:00 pm	FSSE
Sun. Aug 23	Minnesota	4:00 p.m.	FSSE
Wed. Aug 26	Washington	7:00 p.m.	ESPN2
Fri. Aug 28	Minnesota	7:00 p.m.	FSSE
Sun. Aug 30	at Los Angeles	8:00 p.m.	FSSE
Tue. Sept 1	Indiana	8:00 p.m.	
Thu. Sept 3	at New York	7:00 p.m.	CBSSN
Sat. Sept 5	Las Vegas	6:00 p.m.	
Wed. Sept 9	at Chicago	8:00 p.m.	CBSSN
Fri. Sept 11	at Connecticut	7:00 p.m.	

All times EST

FSS = FOX Sports South

FSSE = FOX Sports Southeast

CBSSN = CBS Sports Network

TBD = FOX Sports network to be determined



ATLANTA DREAM vs PHOENIX MERCURY

Thursday, August 6 · 6:00 p.m. ET

IMG Academy · Bradenton, Fla.

Game 6 · ESPN2



PROBABLE STARTERS

F #25 MONIQUE BILLINGS 6-4 | 192 | UCLA

2020: Led all scorers in opening weekend with 30 points in the Dream's 105-95 win over Dallas ... first Dream player to score 30 points since Tiffany Hayes in August 2019 ... led team with 15 rebounds against New York (7/31) ... led team in defensive and total rebounds in first four games.

F #40 SHEKINNA STRICKLEN 6-2 | 230 | Tennessee

2020: Made her Dream debut against Dallas on July 26, starting and knocking down 16 points with four made three-pointers ... scored in double digits against Las Vegas (7/29) with 10 points.

C #1 ELIZABETH WILLIAMS 6-3 | 192 | Duke

2020: Shot a perfect 7-for-7 from the field in the Dream's season opener against Dallas (7/26), tying the franchise record ... led the team with 16 points against Las Vegas (7/29) ... 12th career double-double against New York (7/31) with 15 pts and 10 reb ... hit 1,000 career rebounds on July 31 ... double digit scoring in first four games.

G #44 BETNIJAH LANEY 6-0 | 166 | Rutgers

2020: Started and set career high records with 19 points, 6 made field goals and 14 attempted field goals against Dallas (7/24), led the Dream with two steals ... led the team with four assists against Las Vegas (7/29) ... first 30-point outing against New York (7/31) with 8 reb and 3 steals.

G #3 CHENNEDY CARTER 5-9 | 143 | Texas A&M

2020: Started and put up 18 points with 8 assists and 5 defensive boards in her pro debut against Dallas (7/26), leading all rookies in scoring and leading the Dream in assists ... five straight double-figure scoring outings, most recently a career-high 26 points against Phoenix (8/4).

2020 RECORDS

2020	Record	Home	Road	OT
Overall	2-3	2-1	0-2	-
Eastern	2-1	2-0	0-1	-
Western	0-2	0-1	0-1	-

TRANSACTIONS AND INJURIES

RECENT TRANSACTIONS:

Granted Emergency Hardship Waiver, Signed Erica McCall (7/12)

Waived Erica McCall (7/30)

INJURIES:

Kalani Brown - OUT [WNBA Medical Protocol]

WNBA Standings

(games through August 4)

#1	Chicago Sky	4-1
#2	Seattle Storm	4-1
#3	Washington Mystics	3-1
#4	Minnesota Lynx	3-1
#5	Phoenix Mercury	3-2
#6	Indiana Fever	3-2
#7	Los Angeles Sparks	2-2
#8	Las Vegas Aces	2-2
#9	Atlanta Dream	2-3
#10	Dallas Wings	2-3
#11	New York Liberty	0-4
#12	Connecticut Sun	0-4

2020 ATLANTA DREAM ROSTER

#	Player	Pos	Ht	Wt	DOB	Exp	From	Twitter
5	Jaylyn Agnew	F	5-11	149	July 21, 1997	R	Creighton/USA	@jaylyn_agnew
25	Monique Billings	F	6-4	192	May 2, 1996	2	UCLA/USA	@moniquebillings
20	Brittany Brewer	F	6-5	182	November 6, 1997	R	Texas Tech/USA	@ilbrewsie
22	Kalani Brown	C	6-7	245	March 21, 1997	1	Baylor/USA	@kalanibrown21
3	Chennedy Carter	G	5-9	143	November 14, 1998	R	Texas A&M/USA	@ChennedyCarter
11	Blake Dietrick	G	5-10	169	July 19, 1993	3	Princeton/USA	N/A
0	Glory Johnson	F	6-3	170	July 27, 1990	7	Tennessee/USA	@MISSVOL25
7	Alexis Jones	G	5-9	167	May 8, 1994	3	Baylor/USA	@Lextoo_shifty
44	Betnijah Laney	G	6-0	166	October 29, 1993	4	Rutgers/USA	@BetnijahLaney
40	Shekinna Stricklen	F	6-2	230	July 30, 1990	8	Tennessee/USA	@strick40
10	Courtney Williams	G	5-8	133	May 11, 1994	4	South Florida/USA	@CourtMWilliams
1	Elizabeth Williams	C-F	6-3	192	June 23, 1993	5	Duke/USA	@E_Williams_1

Head Coach – Nicki Collen (Third season, Marquette)

Assistant Coach – Mike Peterson (Third season, Northwest Christian)

Assistant Coach – Darius Taylor (Third season, Michigan)

Athletic Trainer – Natalie Trotter (First season, Valdosta State/Troy)

Strength and Conditioning Coach – Jamal Baptiste (First season, Lincoln University/Cal U)

Video Coordinator & Scouting Director – Sydney Durrah (First season, Maryland)

Director of Operations – Kyra Vidas (Second season, Lake Forest College)

PRONUNCIATION GUIDE

Kalani Brown – kuh-LAH-nee

Chennedy Carter – KEN-eh-dee

Blake **Dietrick** – dee-TRICK

Betnijah Laney – buh-NAW-jah

Shekinna Stricklen – sheh-KEE-nuh

How The Team Was Built

Through the Draft:	Monique Billings, 15 th overall pick, 2018 Chennedy Carter, 4 th overall pick, 2020 Brittany Brewer, 17 th overall pick, 2020
Via Trade:	Elizabeth Williams from Connecticut, 2015 Kalani Brown from Las Vegas, 2020 Courtney Williams from Connecticut, 2020
Via Free Agency:	Glory Johnson, 2/13/2020 Shekinna Stricklen, 2/16/2020 Alexis Jones, 2/18/2020 Blake Dietrick, 2/24/2020 Jaylyn Agnew, 6/24/2020 Betnijah Laney, 6/24/2020

QUICK FACTS

GENERAL

Full Name: Atlanta Dream
 Location: Atlanta, Ga.
 Inaugural Season: 2008
 Colors: Red, Gray, Blue
 Owners: Mary Brock & Kelly Loeffler
 Dream Too, LLC
 President/GM: Chris Sienko
 Twitter: @csienko11
 TV: ESPN2/CBS Sports Network/FOX Sports South/Twitter

COACHING STAFF

Head Coach: Nicki Collen
 Years with Dream: Third season
 Twitter: @NickiCollen
 Career Record: 33-40
 Record with Dream: 33-40
 Alma Mater: Marquette
 Assistant Coach: Darius Taylor (Michigan)
 Assistant Coach: Mike Petersen (Northwest Christian)
 Head Athletic Trainer: Natalie Trotter (Valdosta State)
 Coordinator of Basketball Ops: Kyra Vidas (Lake Forest College)
 Dir of Scouting & Video Production: Sydney Durrah (Maryland)

TEAM INFORMATION

2019 Record: 8-26
 2019 Home Record: 5-12
 2019 Road Record: 3-14
 2019 vs Eastern Conference: 3-13


DREAM HISTORY

First Year: 2008 (13th Season)
 Regular Season Record: 166-209
 Regular Season Home Record: 96-81
 Regular Season Road Record: 62-126
 Playoff Record: 15-19 (9 Appearances)
 Best Finish: WNBA Finals (2010, 2011, 2013)
 WNBA Championships: 0
 Eastern Conference Championships: 3 (2010, 2011, 2013)

A BOLD
NEW ERA

ATLANTA DREAM REBRAND 2020

Created by local designer David Tann of the Tantrum Agency, the Dream's new brand is bold and engaging, bringing together key elements of the legacy brand and evolving it to reflect the future of the franchise. A fresh new logo and color palette will accompany the Dream in their move to the Gateway Center Arena, along with a new court design and updated uniforms to be revealed in advance of the 2020 season.

Pantone 186
#e3173ePantone 447
#363a37

White

Pantone 422
#929799Pantone 279
#4891ce

Global Logo



Primary Icon

Shield
(Secondary)

ATL (Secondary)

The exciting new primary logo is composed of a combination of icons that relate directly to Atlanta and its history. The rising phoenix symbolizes the city's rise from the ashes of the Civil War to become a world city. The shooting star ties the Dream back to its roots and is prominent within the formal logo. Finally, the basketball represents the game we pour everything we have into each day. All of these elements, which come together in a badge, will create a commitment to a winning team in an unparalleled city.

"The Atlanta Dream's new brand reflects our strong heritage as a city and a team, while looking toward the future. Our team worked closely with David Tann to reflect the strength of diversity, talent and athleticism that that all Dream fans and the City of Atlanta can be proud to wear."

- Dream President and General Manager Chris Sienko

DREAM PUBLIC RELATIONS AND SOCIAL MEDIA

PR Manager Kelsey Bibik
 Phone: 404-920-2545(0) / 858-361-9855 (C)
 Email: Kelsey.Bibik@AtlantaDream.net
 Twitter: @kelseybibik
 Director of Digital Media & Marketing: Dan Goldberger
 Phone: 404-920-2544 (0) / 646-872-7568 (C)
 Email: Dan.Goldberger@AtlantaDream.net
 Twitter: @DanGoldberger
 Twitter @AtlantaDream
 Instagram atlantadream
 Facebook /AtlantaDream
 PR Twitter @ATLDreamPR

All media on both game days and practice days will be held via Zoom Webinars. More information at dreamatl.net/32cxe7g.

NOTES AND STORYLINES

2020 WNBA Season at IMG Academy

The league's 24th season will take place in Bradenton, Florida at IMG Academy, the Official Home of the 2020 WNBA season, and will include a 22-game schedule for each of its 12 teams. The Dream's regular season will run from July 26 to September 11, and will be followed by a standard-format Playoff series.

Laney Finding Her Place

After spending the first four years of her career with Indiana and Chicago, guard Betnijah Laney is finding her place with Atlanta. Originally brought in for her defensive mindset, she has proven herself to be a strong offensive player and has been a standout for the Dream through the first week of the season.

In her first game in red and gray, Laney started and put up a career-high 19 points with 3 assists and grabbed two defensive boards. She became the second Dream player to collect 30 points in a game this season, and most recently tallied her fourth-straight double-digit outing on Sunday.

She currently leads the league with 2.8 steals per game, ranks 9th in the league in assists per game (4.0) and 11th in the league in points per game (17.4).

Two Players Get 30

Betnijah Laney and Monique Billings have each registered 30-point outings only three games into the season. The last time two Dream players scored 30 points each in a season was in 2018, when Angel McCoughtry and Renee Montgomery each had one 30-point performance.

WNBPA Messaging Around Actions with the Anthem

"We are standing united across the league during opening weekend to make a statement about how the anthem does not represent freedom, justice and liberty for all Americans. We will continue to protest in various forms."

Returning Players

Dream veteran center Elizabeth Williams and forward Monique Billings are the only returning players on Atlanta's roster this season. They are joined by 11 new players, three of which are rookies. Blake Dietrick played for the Dream in 2018 and returned for training camp in 2019, but was waived by Atlanta and picked up by Seattle for the 2019 season.

Only one other team* in WNBA history has returned two or fewer players from the previous season – Phoenix in 2017 (returned Diana Taurasi and Brittney Griner).

*Not including first-year expansion teams

Career Milestones

Achieved:

– Elizabeth Williams most recently hit 1,000 career rebounds on July 31st vs. New York.

Upcoming:

– E. Williams needs 20 blocks to surpass Erika de Souza (281) as

Atlanta's career blocks leader. She is also 5 points away from 1,500 career points.

– Shekinna Stricklen is 2 steals away from 200 and 9 made free throws away from reaching 250 in her career.

– Courtney Williams is one steal away from reaching 100 in her career.

Hollywood

Chennedy Carter started off her 2020 Rookie of the Year campaign with a bang opening night, scoring 18 points with 8 assists with only two turnovers. She has gone on to score in double digits in all five of the team's games so far, and has led in assists three times.

She currently leads all rookies in scoring with 87 points this season (17.4 per game). She and Betnijah Laney are tied for 9th in the league with 4.0 assists per game, with Carter ranking second among rookies.

Most recently, Carter became the first Dream rookie to score in double digits in four consecutive games to start their career (currently: five straight games). There are 11 rookies in WNBA history that have done it in their first five games.

She is also just the fourth first-year player to score 25+ points in a game (26 vs. Phoenix, 8/4).

Season	Player	Date	Pts
2008	Tamera Young	6/29/08	26
2009	Angel McCoughtry	6/23/09	26
2009	Angel McCoughtry	8/20/09	34
2009	Angel McCoughtry	9/04/09	26
2017	Brittney Sykes	7/19/17	27
2017	Brittney Sykes	8/12/17	28
2017	Brittney Sykes	8/12/17	28
2017	Brittney Sykes	9/3/17	33
2020	Chennedy Carter	8/4/20	26

Elizabeth Williams

With Dream veteran Tiffany Hayes choosing to forego the 2020 season, Elizabeth Williams becomes the Dream's current active leader in nearly every statistical category with 1,495 points, 1,017 rebounds, 280 blocks, 137 games played and 4,445 minutes in a Dream uniform. She took over as the Dream's team captain this year in her fifth season with the team, and holds the secretary position on the WNBPA's Executive Committee.

In her first game of the season, Williams shot a perfect 7-of-7 from the field and 3-of-3 from the charity stripe, tying the franchise record for most field goals without a miss.

Most field goals, none missed, game

7 – Elizabeth Williams vs. Dallas, July 26, 2020

Aneika Henry, at Tulsa, June 29, 2012

6 – Erika de Souza, at Indiana, August 10, 2013

5 – Five times (last by Aneika Henry, vs. Connecticut, July 29, 2014)

Most blocked shots, career

281 – Erika de Souza

NOTES AND STORYLINES

261 - Elizabeth Williams

185 - Angel McCoughtry

121 - Alison Bales

Highest average, blocked shots per game, career
(minimum 75 games)

1.91 - Elizabeth Williams (261/137)

1.45 - Erika de Souza (281/194)

1.42 - Alison Bales (121/85)

0.69 - Aneika Henry (102/70)

0.7 - Angel McCoughtry (185/285)

Highest average, offensive rebounds per game, career

2.9 - Elizabeth Williams (394/137)

2.9 - Erika de Souza (572/234)

2.2 - Sancho Lyttle (517/234)

1.6 - Angel McCoughtry (459/285)

Opening Night

In the Dream's 105-95 season-opening win over Dallas, Atlanta showed off a fast new offensive pace to emerge as the top-scoring team through the first games. Monique Billings led all scorers over the weekend, finishing with 30 points and 13 rebounds for her second career double-double. All five starters for the Dream scored in double digits and combined for 100 points for the first time in franchise history and just the sixth time in WNBA history.

Occurrences of starters combining for 100+ points, WNBA:

7/6/2007 Phoenix Mercury 106

7/7/2007 Connecticut Sun 101

6/13/2009 Phoenix Mercury 103

7/24/2010 Phoenix Mercury 100

7/22/2014 Minnesota Lynx 104

7/26/2020 Atlanta Dream 100

It was the Dream's first 100-point scoring outing since August 9, 2018 (109 vs. Las Vegas).

Only five Dream games in franchise history have resulted in a combined score higher than the season opener's 200 points:

7/22/2014 Minnesota 112, Atlanta 108

7/7/2010 Atlanta 108, Connecticut 103

6/27/2008 Connecticut 109, Atlanta 101

8/7/2018 Atlanta 109, Las Vegas 100

8/11/2011 Phoenix 109, Atlanta 95

7/26/2020 Atlanta 105, Dallas 95**Lady Vols**

Glory Johnson and Shekinna Stricklen will appear on the same roster for the first time in their professional careers this summer. The last time the duo played together was at the University of Tennessee, when they led the Lady Vols to back-to-back Elite Eight appearances and three-straight SEC Tournament Championships under legendary coach Pat Summitt. Stricklen and Johnson were selected second and fourth overall, respectively, in the 2012 WNBA Draft. Their first game together on the same professional roster was on July 31 against New York.

Connecticut South

Shekinna Stricklen and Courtney Williams, who helped Connecticut reach the WNBA Finals last season, are new to Atlanta but not to Nicki Collen, who spent 2015-17 as an assistant with the Sun. Last year, Stricklen ranked third in the league in made threes (76) and Williams was 20th in scoring (13.2 ppg). Dream guard Betnijah Laney and center Elizabeth Williams also spent a year each in Uncasville, with E. Williams being drafted by the Sun in 2015.

There are also three members of the Dream's front office staff that previously worked for the Sun - President and GM Chris Sienko, Director of Ticketing Annmarie Gengo, and Director of Game Operations Brennan Galloway.

Offseason Moves

Atlanta had the most active offseason of any team in the league this year, acquiring 10 new players through Free Agency, the Draft and trades prior to coming to Florida. The Dream traded for Courtney Williams from Connecticut and Kalani Brown from Los Angeles, along with a talented crop of Free Agents that included Glory Johnson and Shekinna Stricklen. "Dream fans should be blown away by their team's offseason. Buy stock now," - Matt Ellentuck, SB Nation.

Bluejay in Red

Jaylyn Agnew joined the Dream in late June this year after a standout career at Creighton. Drafted with the No. 24 overall pick in the 2020 WNBA Draft by the Washington Mystics, Agnew became the first Bluejay to be drafted into the league. The Mystics waived her on May 25, but she was picked up by the Dream on June 24. She became the first Creighton women's basketball player to check into a WNBA game on July 26, playing 10 minutes for Atlanta against Dallas.

The AAPF and the #SayHerName Campaign

Launched in December 2014 by the African American Policy Forum (AAPF) and Center for Intersectionality and Social Policy Studies (CISPS), the #SayHerName campaign brings awareness to the often invisible names and stories of Black women and girls who have been victimized by racist police violence, and provides support to their families.

Black women and girls as young as 7 and as old as 93 have been killed by the police, though we rarely hear their names. Knowing their names is a necessary but not a sufficient condition for lifting up their stories which in turn provides a much clearer view of the wide-ranging circumstances that make Black women's bodies disproportionately subject to police violence. To lift up their stories, and illuminate police violence against Black women, we need to know who they are, how they lived, and why they suffered at the hands of police.¹

Dream Draft Four in 2020 WNBA Draft

The Dream drafted four players in the 2020 WNBA Draft, headlined by guard Chennedy Carter out of Texas A&M with the No. 4 overall selection. Collen picked Texas Tech forward Brittany Brewer with the No. 17 overall selection (second round) - Carter and

NOTES AND STORYLINES

Brewer both signed contracts with the team for the 2020 season.

Collen also selected Oregon State guard Mikayla Pivec and Clemson forward Kobi Thornton with the No. 25 and 27 picks (third round), respectively.

A Bold New Era

Atlanta implemented a rebrand prior to the 2020 season, unveiling new logos and colors for the first time since its inaugural season (2008). The Dream also has new uniforms, a new mascot and had been slated for a new home – the Gateway Center Arena @ College Park. The new primary logo reflects a combination of icons related to Atlanta's history. Centered around a basketball, the rising phoenix symbolizes the city's rise from the ashes of the Civil War to become a world city, and a shooting star ties the Dream to its original roots.

Are We Done Talking About Breonna Taylor?

Of course not. On the day of this game, it will have been 146 days since she was murdered in her own apartment. The officers responsible for her death have not been arrested. Moving forward, players will have the option to keep her name on the back of their jerseys. Ten Dream players will still be wearing her name plate for the duration of the season.

Inspire Brands Teams Up with Dream for 2020 Season

Inspire Brands became the first-ever official jersey badge partner of the team this season. Beginning with the 2020 season, Inspire's brands will be featured on the upper-left shoulder of all editions of the Dream's jerseys, beginning with the Buffalo Wild Wings logo this year. Inspire is a multi-brand restaurant company whose portfolio includes more than 11,100 Arby's, Buffalo Wild Wings, SONIC Drive-In, Rusty Taco, and Jimmy John's locations worldwide.

¹ “#SayHerName Campaign,” The African American Policy Forum

DREAM-STORM SERIES HISTORY

SERIES RECORD

Overall..... Tied, 14-14
at Atlanta ATL leads, 9-5
at Seattle..... SEA leads, 8-6
Current Streak SEA, WI
at Atlanta SEA, WI
at Seattle..... SEA, WI
Largest Atlanta Win 29 (8/13/11)
Largest Seattle Win 20 (8/7/14)

PLAYOFFS

Overall..... SEA leads, 3-1
at Atlanta Tied, 1-1
at Seattle..... SEA leads, 2-0

DATE	H/A	W/L	SCORE
9/2/08	H	L	69-83
9/12/08	A	L	72-77
8/15/09	H	W	88-79
8/29/09	A	L	84-91 (2OT)
6/1/10	A	L	72-90
8/10/10	H	L	70-80
8/7/11	H	W	70-53
8/13/11	A	W	92-63
7/11/12	A	W	70-59
9/11/12	H	W	77-61
6/14/13	H	W	68-59
7/14/13	A	L	65-73
5/30/14	H	W	80-69
8/7/14	A	L	68-88
7/5/15	H	W	72-64
7/18/15	A	L	73-86
6/28/16	A	L	81-84
7/5/16	H	W	77-64
9/4/16	H	L	82-91
6/13/17	A	W	91-86 (OT)
7/15/17	A	L	84-90
8/23/17	H	W	89-83
6/10/18	A	W	67-64
7/6/18	H	L	86-95
7/22/18	H	W	87-74
5/31/19	H	L	82-66
7/5/19	A	W	77-66
9/1/19	A	L	75-92

PLAYOFFS

DATE	H/A	W/L	SCORE
9/12/10	A	L	77-79
9/14/10	A	L	84-87
9/16/10	H	L	84-87
9/21/16	H	W	94-85

WOMEN'S NATIONAL BASKETBALL ASSOCIATION

OFFICIAL SCORER'S REPORT
FINAL BOX

Sunday, September 1, 2019 Alaska Airlines Arena, Seattle, WA
Officials: #23 Jeff Wooten, #35 John Butler, #43 Kevin Fahy

Game Duration: 1:49
Attendance: 9000 (Sellout)

VISITOR: Atlanta Dream (7-24)

	POS	MIN	FG	FGA	3P	3PA	FT	FTA	OR	DR	TOT	A	PF	ST	TO	BS	+/-	PTS
51 Jessica Breland	F	18:23	1	6	0	3	0	0	2	1	3	1	2	1	2	2	-10	2
7 Brittney Sykes	F	17:28	3	8	1	3	0	0	0	2	2	1	1	0	3	0	-14	7
1 Elizabeth Williams	C	24:48	0	2	0	0	1	2	1	5	6	2	2	0	1	3	-8	1
15 Tiffany Hayes	G	24:40	4	9	2	3	0	0	0	3	3	3	3	0	3	0	-14	10
21 Renee Montgomery	G	24:09	5	8	5	7	0	0	0	0	0	1	3	2	1	0	-11	15
25 Monique Billings		21:37	6	11	1	1	2	2	1	2	3	0	5	0	2	0	-7	15
10 Nia Coffey		09:54	0	1	0	1	0	2	2	1	3	0	0	1	0	1	-10	0
24 Marie Göllich		03:57	0	1	0	1	0	0	0	1	1	1	0	1	0	0	-7	0
20 Alex Bentley		24:23	5	11	3	7	1	2	0	1	1	5	3	1	1	0	-3	14
5 Maite Cazorla		19:26	3	5	2	2	1	1	0	0	0	3	0	0	0	0	1	9
81 Alaina Coates		11:15	1	2	0	0	0	2	1	2	3	0	1	0	0	0	-2	2
35 Angel McCoughtry	NWT - Injury/Illness - Knee																	
200:00			28	64	14	28	5	11	7	18	25	17	21	5	14	6	-17	75
			43.8%		50%		45.5%		TM REB: 14		TOT TO: 18 (27 PTS)							

HOME: SEATTLE STORM (16-15)

	POS	MIN	FG	FGA	3P	3PA	FT	FTA	OR	DR	TOT	A	PF	ST	TO	BS	+/-	PTS
32 Alysha Clark	F	29:25	7	9	1	2	1	1	2	6	8	1	2	0	1	0	22	16
6 Natasha Howard	F	29:50	4	10	0	2	6	11	2	6	8	2	5	2	2	2	23	14
2 Mercedes Russell	C	26:16	4	7	0	0	0	0	1	3	4	2	3	0	1	0	17	8
24 Jewell Loyd	G	27:38	4	9	1	2	2	3	0	2	2	1	3	1	2	0	19	11
21 Jordin Canada	G	33:46	10	16	0	0	1	1	0	2	2	8	1	5	3	0	21	21
1 Crystal Langhorne		17:03	4	8	0	2	1	1	1	2	3	2	2	0	0	1	-3	9
33 Sami Whitcomb		12:22	3	4	2	3	0	0	0	0	0	0	1	1	0	0	-2	8
3 Courtney Paris		06:27	0	0	0	0	0	0	0	0	0	0	1	0	0	1	-3	0
23 Kaleena Mosqueda-Lewis		10:35	2	2	1	1	0	0	0	0	0	0	0	0	1	0	-5	5
11 Shavonte Zellous		06:14	0	0	0	0	0	0	0	0	0	0	0	0	0	0	-4	0
12 Blake Dietrick		00:24	0	0	0	0	0	0	0	1	1	0	0	0	0	1	0	0
10 Sue Bird		DND - Injury/Illness - Knee																
200:00			38	65	5	12	11	17	6	22	28	17	17	9	11	4	17	92
			58.5%		41.7%		64.7%		TM REB: 8		TOT TO: 11 (10 PTS)							

SCORE BY PERIOD	1	2	3	4	FINAL
Dream	16	20	19	20	75
STORM	28	25	16	23	92

Inactive: Dream -
Inactive: Storm -
Points in the Paint: Dream 22 (11/26), STORM 54 (27/43) Biggest Lead: Dream 3, STORM 20
2nd Chance Points: Dream 12 (4/12), STORM 15 (6/7) Lead Changes: 2
Fast Break Points: Dream 13 (5/5), STORM 11 (5/6) Times Tied: 2

WOMEN'S NATIONAL BASKETBALL ASSOCIATION

OFFICIAL SCORER'S REPORT
FINAL BOX

Friday, July 5, 2019 Alaska Airlines Arena, Seattle, WA
Officials: #42 Roy Gulbeyan, #50 Kevin Sparrock, #66 Katie Lukanich

Game Duration: 1:51
Attendance: 8111

VISITOR: Atlanta Dream (3-9)

	POS	MIN	FG	FGA	3P	3PA	FT	FTA	OR	DR	TOT	A	PF	ST	TO	BS	+/-	PTS
7 Brittney Sykes	F	30:41	4	10	1	5	2	2	2	6	8	5	0	0	1	0	7	11
51 Jessica Breland	F	24:27	4	11	0	1	2	2	2	5	7	1	4	1	1	1	3	10
1 Elizabeth Williams	C	35:51	3	10	0	0	4	6	3	9	2	3	2	2	1	6	10	10
15 Tiffany Hayes	G	32:57	8	15	2	6	3	4	1	3	4	3	5	1	1	0	10	21
21 Renee Montgomery	G	19:44	1	4	1	3	0	0	0	2	2	2	0	1	1	0	2	3
20 Alex Bentley		23:56	2	8	1	2	0	0	0	2	2	5	4	1	5	1	7	5
25 Monique Billings		15:37	4	6	0	0	0	0	0	4	4	0	0	2	2	0	16	8
5 Maite Cazorla		12:42	2	3	2	2	0	0	0	1	1	2	0	1	1	0	7	6
24 Marie Göllich		04:05	1	2	1	1	0	0	0	0	0	0	0	0	1	0	-3	3
10 Nia Coffey		NWT - Injury/Illness - Flu-like symptoms																
35 Angel McCoughtry		NWT - Injury/Illness - Knee																
17 Haley Peters		DND - Coach's decision																
200:00			29	69	8	20	11	12	11	26	37	20	16	9	15	3	11	77
			42%		40%		91.7%		TM REB: 6		TOT TO: 16 (13 PTS)							

HOME: SEATTLE STORM (8-8)

	POS	MIN	FG	FGA	3P	3PA	FT	FTA	OR	DR	TOT	A	PF	ST	TO	BS	+/-	PTS
32 Alysha Clark	F	35:59	4	13	2	7	2	2	2	1	3	0	2	0	2	0	-6	12
6 Natasha Howard	F	34:10	8	15	2	4	2	2	2	5	7	0	2	1	4	3	-9	20
2 Mercedes Russell	C	25:11	0	3	0	0	2	2	2	7	9	1	2	1	1	0	0	2
33 Sami Whitcomb	G	33:16	2	13	1	9	1	1	2	2	4	5	2	4	1	1	-12	6
21 Jordin Canada	G	28:30	5	12	1	5	4	5	0	1	1	3	1	2	5	0	-3	15
1 Crystal Langhorne		14:18	2	4	0	0	0	0	2	2	4	3	1	0	3	0	-11	4
11 Shavonte Zellous		18:49	2	5	1	2	0	2	0	4	4	2	1	0	3	0	-6	5
12 Blake Dietrick		03:26	0	0	0	0	0	0	0	0	0	0	0	0	0	0	-6	0
3 Courtney Paris		06:21	1	1	0	0	0	2	2	1	3	0	0	1	0	0	-2	2
10 Sue Bird		NWT - Injury/Illness - Knee																
24 Jewell Loyd		DND - Injury/Illness - Ankle																
23 Kaleena Mosqueda-Lewis		DND - Injury/Illness - Ankle																
200:00			24	66	7	27	11	16	12	23	35	14	11	9	19	4	-11	66
			36.4%		25.9%		68.8%		TM REB: 10		TOT TO: 21 (25 PTS)							

SCORE BY PERIOD	1	2	3	4	FINAL
Dream	15	17	24	21	77
STORM	13	11	14	28	66

Inactive: Dream -
Inactive: Storm -
Points in the Paint: Dream 26 (13/31), STORM 28 (14/33) Biggest Lead: Dream 21, STORM 11
2nd Chance Points: Dream 14 (5/11), STORM 13 (5/11) Lead Changes: 1
Fast Break Points: Dream 9 (4/6), STORM 6 (2/6) Times Tied: 2

Technical fouls - Individual
Dream (1): Hayes 1:49 4th
STORM (3): Zellous 1:41 3rd , Hughes 1:41 3rd , Hughes 1:41 3rd

Technical fouls - Defensive Three Seconds
Dream (1): Hayes 7:41 4th
STORM (0): NONE

Elections

RECENT MEETINGS WITH STORM

MAY 31, 2019

ATLANTA (AP) Natasha Howard had 19 points and 14 rebounds, Jordin Canada added 12 points and eight assists, and the Seattle Storm beat the Atlanta Dream 82-66 on Friday night.

Alysha Clark had 11 points and Mercedes Russell and Jewell Loyd each scored 10 for Seattle. The defending WNBA champion Storm continue to be without reigning MVP Breanna Stewart (out for the season due to an Achilles injury), 11-time all-star Sue Bird (out indefinitely after arthroscopic surgery Thursday on her right knee) and head coach Dan Hughes (on medical leave after having a cancerous tumor removed from his digestive tract on May 14).

Howard hit two free throws before Canada scored back-to-back baskets to spark a 16-4 run that gave Seattle a 25-12 lead with six minutes left in the second quarter and the Dream (1-1) trailed by double figures the rest of the way.

Brittney Sykes led Atlanta with 12 points. The Dream shot just 32.9 percent (24 of 73) from the field, including 6 of 23 (26.1 percent) from 3-point range.

The Storm had 23 assists and 30 made field goals.

JULY 5, 2019

SEATTLE (AP) Tiffany Hayes scored 21 points, Brittney Sykes had 11 points, eight rebounds and five assists and the Atlanta Dream beat the Seattle Storm 77-66 on Friday night.

Atlanta (3-9) got its first win on the road this season by snapping a four-game overall losing streak. The Dream entered with their worst road start to a season since 2008.

Elizabeth Williams added 10 points and nine rebounds for Atlanta.

Natasha Howard had 20 points and seven rebounds for Seattle (8-8). She scored 13 of Seattle's 24 points in the first half as the Storm shot just 32% from the field and trailed by eight points. Jordin Canada finished with 15 points and Alysha Clark added 12.

Seattle lost for the third straight time at home after opening 5-0 in games at the University of Washington and in nearby Everett as KeyArena undergoes renovation.

SEPTEMBER 1, 2019

SEATTLE (AP) Jordin Canada had a career-high 21 points, eight assists and five steals and the Seattle Storm held on for a 92-75 win over the Atlanta Dream on Sunday.

Alysha Clark had 16 points and eight rebounds, Natasha Howard added 14 points, eight boards and two blocks and Jewell Loyd scored 11 points for Seattle.

Five different Storm players scored during a 14-2 run that gave Seattle a 14-point lead when Crystal Langhorne converted a 3-point play late in the first quarter. After Renee Montgomery hit a 3 to cut the Dream's deficit to 14-12, they made just one of their next five shots and committed four turnovers during Seattle's spurt.

Atlanta's Monique Billings banked in a short jumper and then hit a 3-pointer to spark a 16-6 run that made it 77-73 with 4:29 left in the game. Alex Bentley hit a pull-up jumper and then made back-to-back 3-pointers to cap the spurt but the Dream went 0 for 4 from the field and 2 for 4 from the free-throw line and committed four turnovers as Seattle (16-15) scored 15 of the final 17 points.

Billings and Montgomery had 15 points apiece and Bentley scored 14 for Atlanta (7-24). The Dream tied their franchise record with 14 3s on 28 attempts but committed 18 turnovers.

ATLANTA DREAM STATS

2020 Records In...

1-point games	0-0
2-3 point games	0-0
4-5 point games	0-0
6-7 point games	1-1
8-9 point games	0-0
10+ point games	1-2

Starting Lineup Records

Carter, Laney, Williams, Stricklen, Billings	2-3
--	-----

Record When Starting...

Player	W-L	Pct.
Monique Billings	2-3	.400
Chennedy Carter	2-3	.400
Betnijah Laney	2-3	.400
Shekinna Stricklen	2-3	.400
Elizabeth Williams	2-3	.400

2020 Double Digit Games

Player	Pts.	Reb.	Ast.	Dble-Dbls
Monique Billings	1	2	-	1
Chennedy Carter	5	-	-	-
Blake Dietrick	1	-	-	-
Betnijah Laney	4	-	-	-
Shekinna Stricklen	2	-	-	-
Courtney Williams	1	-	-	-
Elizabeth Williams	3	1	-	-

2020 Game Leaders

Led Atlanta In...	Pts.	Reb.	Ast.	Stl.	Blk.
Monique Billings	1	4	-	-	3
Brittany Brewer	-	-	-	-	1
Chennedy Carter	1	-	2	-	1
Blake Dietrick	-	-	1	-	-
Betnijah Laney	1	-	3	4	-
Courtney Williams	1	1	-	-	-
Elizabeth Williams	1	-	-	3	1

2020 Records When...

Leading after the 1st Half	1-1
Tied after the 1st Half	0-0
Trailing after the 1st Half	1-2

Overtime	0-0
Double Overtime	0-0

Outrebounding opponent	2-1
Tied in rebounding	0-0
Being outrebounded	0-2

Shooting at least 50%	1-0
Shooting between 40-50%	0-3
Shooting under 40%	1-0

Opponent shoots at least 50%	0-2
Opponent shoots between 40-50%	1-0
Opponent shoots under 40%	1-1

Scoring 50-59 points	0-0
Scoring 60-69 points	0-0
Scoring 70-79 points	0-3
Scoring 80-89 points	1-0
Scoring 90-99 points	0-0
Scoring 100 points or more	1-0

Allowing 50-59 points	0-0
Allowing 60-69 points	0-0
Allowing 70-79 points	1-0
Allowing 80-89 points	0-1
Allowing 90-99 points	1-1
Allowing 100 points or more	0-1

Making more FTs	2-0
Same number of FTs	0-0
Making fewer FTs	0-3

Making more 3Ps	0-0
Same number of 3Ps	0-1
Making fewer 3Ps	2-2

Committing more TOs	1-1
Same number of TOs	1-0
Committing fewer TOs	0-2

2020 ATLANTA DREAM OVERALL STATISTICS

Player	G	GS	MPG	PPG	OREB	DREB	RPG	APG	SPG	BPG	FG%	3P%	FT%	TO	PF
Betnijah Laney	5	5	33.6	17.4	1.4	3.8	5.2	4.0	2.8	0.0	50.0	41.7	87.0	3.4	3.8
Chennedy Carter	5	5	26.6	17.4	0.2	2.2	2.4	4.0	0.8	0.4	43.2	25.0	87.0	3.4	4.4
Elizabeth Williams	5	5	31.4	14.2	2.2	3.6	5.8	1.2	0.8	0.6	59.1	0.0	82.6	1.2	3.0
Monique Billings	5	5	28.6	9.8	2.4	7.2	9.6	0.8	1.2	0.8	42.5	0.0	78.9	2.8	3.0
Shekinna Stricklen	5	5	23.8	9.0	0.2	1.6	1.8	0.4	0.4	0.0	40.0	36.0	100	0.6	2.6
Courtney Williams	3	0	20.0	8.7	2.0	3.3	5.3	2.7	0.0	0.0	33.3	0.0	100	2.0	1.3
Blake Dietrick	5	0	21.2	5.0	0.0	2.2	2.2	3.0	0.6	0.0	52.4	30.0	0.0	1.8	2.4
Glory Johnson	3	0	11.3	2.3	0.0	2.0	2.0	0.0	0.7	0.0	60.0	0.0	25.0	0.7	1.3
Jaylyn Agnew	4	0	8.0	2.0	0.0	0.8	0.8	0.0	0.0	0.0	28.6	28.6	100	0.8	0.8
Alexis Jones	2	0	11.5	1.5	0.0	0.0	0.0	0.0	1.0	0.0	12.5	12.5	0.0	1.5	0.5
Brittany Brewer	2	0	10.5	1.0	0.0	0.5	0.5	0.0	1.0	2.0	100	0.0	0.0	1.0	1.5
Kalani Brown	0	0	0.0	0.0	0.0	0.0	0.0	0.0	0.0	0.0	0.0	0.0	0.0	0.0	0.0

DREAM SCORING

Dream Scoring	High	Low
1st Quarter	27 (vs. Dallas - 7/26)	15 (vs. Phoenix - 8/4)
2nd Quarter	26 (vs. Dallas - 7/26)	14 (at Las Vegas - 7/29)
3rd Quarter	21 (vs. Dallas - 7/26)	19 (2 times)
4th Quarter	31 (vs. Dallas - 7/26)	16 (at Las Vegas - 7/29)
1st Half	53 (vs. Dallas - 7/26)	35 (2 times)
2nd Half	52 (vs. Dallas - 7/26)	35 (at Las Vegas - 7/29)
1OT		
2OT		

OPPONENT SCORING

Opponent Scoring	High	Low
1st Quarter	30 (at Indiana - 8/2)	15 (vs. Phoenix - 8/4)
2nd Quarter	27 (vs. New York - 7/31)	17 (at Indiana - 8/2)
3rd Quarter	30 (at Las Vegas - 7/29)	13 (vs. New York - 7/31)
4th Quarter	32 (vs. Phoenix - 8/4)	22 (vs. New York - 7/31)
1st Half	49 (vs. Dallas - 7/26)	33 (vs. Phoenix - 8/4)
2nd Half	53 (at Las Vegas - 7/29)	35 (vs. New York - 7/31)
1OT		
2OT		

2020 TEAM HIGHS AND LOWS

Dream Highs

Points	105	vs. Dallas - 7/26
Scoring Margin	+10	vs. Dallas - 7/26
Field Goals Made	34	vs. Dallas - 7/26
Field Goals Att.	75	vs. New York - 7/31
Field Goal Pct.	54.8	vs. Dallas - 7/26
3-Point FGs Made	7	vs. Dallas - 7/26
3-Point FGs Att.	28	at Las Vegas - 7/29
3-Point FG Pct.	41.2	vs. Dallas - 7/26
Free Throws Made	30	vs. Dallas - 7/26
Free Throws Att.	34	vs. Dallas - 7/26
Free Throw Pct.	92.3	vs. Phoenix - 8/4
Offensive Rebounds	17	vs. New York - 7/31
Defensive Rebounds	30	2 times
Total Rebounds	43	vs. New York - 7/31
Assists	19	vs. Dallas - 7/26
Steals	12	at Las Vegas - 7/29
Turnovers	23	vs. Phoenix - 8/4
Blocked Shots	5	at Las Vegas - 7/29
Personal Fouls	25	vs. Phoenix - 8/4

Dream Lows

Points	70	at Las Vegas - 7/29
Scoring Margin	-30	at Las Vegas - 7/29
Field Goals Made	28	2 times
Field Goals Att.	62	2 times
Field Goal Pct.	37.3	vs. New York - 7/31
3-Point FGs Made	3	vs. New York - 7/31
3-Point FGs Att.	10	vs. New York - 7/31
3-Point FG Pct.	17.9	at Las Vegas - 7/29
Free Throws Made	7	at Indiana - 8/2
Free Throws Att.	8	at Indiana - 8/2
Free Throw Pct.	64.3	at Las Vegas - 7/29
Offensive Rebounds	4	vs. Dallas - 7/26
Defensive Rebounds	18	at Las Vegas - 7/29
Total Rebounds	25	at Las Vegas - 7/29
Assists	11	vs. New York - 7/31
Steals	6	at Indiana - 8/2
Turnovers	12	at Indiana - 8/2
Blocked Shots	0	at Indiana - 8/2
Personal Fouls	20	vs. New York - 7/31

2020 OPPONENT HIGHS AND LOWS

Opponent Highs

Points	100	at Las Vegas - 7/29
Scoring Margin	+30	at Las Vegas - 7/29
Field Goals Made	38	at Las Vegas - 7/29
Field Goals Att.	78	vs. Dallas - 7/26
Field Goal Pct.	53.5	at Las Vegas - 7/29
3-Point FGs Made	13	vs. Dallas - 7/26
3-Point FGs Att.	29	vs. New York - 7/31
3-Point FG Pct.	66.7	at Las Vegas - 7/29
Free Throws Made	19	vs. Phoenix - 8/4
Free Throws Att.	26	at Las Vegas - 7/29
Free Throw Pct.	88.2	vs. New York - 7/31
Offensive Rebounds	14	at Las Vegas - 7/29
Defensive Rebounds	33	at Las Vegas - 7/29
Total Rebounds	47	at Las Vegas - 7/29
Assists	26	at Indiana - 8/2
Steals	11	2 times
Turnovers	19	at Las Vegas - 7/29
Blocked Shots	11	vs. New York - 7/31
Personal Fouls	27	vs. Dallas - 7/26

Opponent Lows

Points	78	vs. New York - 7/31
Scoring Margin	-10	vs. Dallas - 7/26
Field Goals Made	28	vs. New York - 7/31
Field Goals Att.	66	at Indiana - 8/2
Field Goal Pct.	38.7	vs. Phoenix - 8/4
3-Point FGs Made	4	vs. Phoenix - 8/4
3-Point FGs Att.	9	at Las Vegas - 7/29
3-Point FG Pct.	20.0	vs. Phoenix - 8/4
Free Throws Made	14	vs. Dallas - 7/26
Free Throws Att.	17	vs. New York - 7/31
Free Throw Pct.	69.2	at Las Vegas - 7/29
Offensive Rebounds	8	2 times
Defensive Rebounds	21	vs. Dallas - 7/26
Total Rebounds	29	vs. Dallas - 7/26
Assists	13	vs. New York - 7/31
Steals	5	at Indiana - 8/2
Turnovers	10	vs. Phoenix - 8/4
Blocked Shots	1	2 times
Personal Fouls	13	at Indiana - 8/2

2020 GAME-BY-GAME COMPARISON

	TEAM	FG	FGA	FG%	3P	3PA	3P%	FT	FTA	FT%	OR	DR	TOT	A	PF	ST	TO	BS	PT
7/26	WINGS DREAM	34 34	78 62	43.6 54.8	13 7	28 17	46.4 41.2	14 30	20 34	70.0 88.2	8 4	21 30	29 34	17 19	27 21	11 7	13 17	1 4	95 105
7/29	DREAM ACES	28 38	70 71	40.0 53.5	5 6	28 9	17.9 66.7	9 18	14 26	64.3 69.2	7 14	18 33	25 47	12 16	16 19	12 11	5 1	24 14	70 100
7/31	LIBERTY DREAM	28 28	72 75	38.9 37.3	7 3	29 10	24.1 30.0	15 25	17 31	88.2 80.6	8 17	25 26	33 43	13 11	23 20	8 8	15 15	11 2	78 84
8/2	DREAM FEVER	33 34	69 66	47.8 51.5	4 8	11 20	36.4 40.0	7 17	8 21	87.5 81.0	5 9	21 23	26 32	18 26	12 15	6 5	0 5	22 13	77 93
8/4	MERCURY DREAM	29 29	75 62	38.7 46.8	4 4	20 13	20.0 30.8	19 12	22 13	86.4 92.3	10 5	23 30	33 35	19 15	10 23	7 7	2 2	18 25	81 74

2020 GAME-BY-GAME COMPARISON

Dream Highs			Opponent Highs		
Points			Points		
Monique Billings	vs. Dallas, 7/26	30	Kelsey Mitchell	at Indiana, 8/2	23
Betnijah Laney	vs. New York, 7/31	30			
Minutes			Minutes		
Elizabeth Williams	vs. New York, 7/31	36	Brittney Griner	vs. Phoenix, 8/4	36
Betnijah Laney	vs. Phoenix, 8/4	36			
Field Goals Made			Field Goals Made		
Betnijah Laney	vs. New York, 7/31	11	Candice Dupree	at Indiana, 8/2	9
Chennedy Carter	vs. Phoenix, 8/4	11			
Field Goals Attempted			Field Goals Attempted		
Chennedy Carter	vs. Phoenix, 8/4	21	Arike Ogunbowale	vs. Dallas, 7/26	21
3-Point Field Goals Made			3-Point Field Goals Made		
Shekinna Stricklen	vs. Dallas, 7/26	4	Kelsey Mitchell	at Indiana, 8/2	4
3-Point Field Goals Attempted			3-Point Field Goals Attempted		
Blake Dietrick	at Las Vegas, 7/29	8	Arike Ogunbowale	vs. Dallas, 7/26	8
Free Throws Made			Free Throws Made		
Monique Billings	vs. Dallas, 7/26	10	Diana Taurasi	vs. Phoenix, 8/4	10
Free Throws Attempted			Free Throws Attempted		
Monique Billings	vs. Dallas, 7/26	12	Diana Taurasi	vs. Phoenix, 8/4	10
Elizabeth Williams	vs. New York, 7/31	12			
Rebounds			Rebounds		
Monique Billings	vs. New York, 7/31	15	Isabelle Harrison	vs. Dallas, 7/26	11
Assists			A'ja Wilson	at Las Vegas, 7/29	11
Chennedy Carter	vs. Dallas, 7/26	8	Assists		
Steals			Diana Taurasi	vs. Phoenix, 8/4	6
Betnijah Laney	at Indiana, 8/2	4	Alanna Smith	vs. Phoenix, 8/4	6
Betnijah Laney	vs. Phoenix, 8/4	4	Steals		
Turnovers			Allisha Gray	vs. Dallas, 7/26	3
Betnijah Laney	vs. Dallas, 7/26	6	Jocelyn Willoughby	vs. New York, 7/31	3
Elizabeth Williams	vs. Phoenix, 8/4	6	Turnovers		
Blocked Shots			Layshia Clarendon	vs. New York, 7/31	6
Brittany Brewer	at Las Vegas, 7/29	4	Blocked Shots		
			Kylee Shook	vs. New York, 7/31	2
			Jazmine Jones	vs. New York, 7/31	2
			Kiah Stokes	vs. New York, 7/31	2
			Amanda Zahui B	vs. New York, 7/31	2
			Jocelyn Willoughby	vs. New York, 7/31	2

2020 DREAM RECORD BY TEAM

Team	Home	Away	OVR (PCT.)	Team	Home	Away	OVR (PCT.)
Dallas (1-0)	1-0	0-0	1-0 (1.000)				
Indiana (0-1)	0-0	0-1	0-1 (.000)				
Las Vegas (0-1)	0-0	0-1	0-1 (.000)				
New York (1-0)	1-0	0-0	1-0 (1.000)				
Phoenix (0-1)	0-1	0-0	0-1 (.000)				

2020 DREAM WIN-LOSS MARGIN

Margin	1	2	3	4	5	6	7	8	9	10	11	12	13	14	15	16	17	18	19	20+
Games Won By						1				1										
Games Lost By							1									1				1

2020 DREAM RECORD BY DAY

Day	Home	Away	OVR (PCT.)
Sunday	1-0	0-1	1-1 (.500)
Tuesday	0-1	0-0	0-1 (.000)
Wednesday	0-0	0-1	0-1 (.000)
Friday	1-0	0-0	1-0 (1.000)

2020 DREAM RECORD BY MONTH

Month	Home	Away	OVR (PCT.)
July	2-0	0-1	2-1 (.667)
August	0-1	0-1	0-2 (.000)

2020 MISC STATS

		Dream Bench Pts	Dream Largest Deficit	Dream Pts the Paint	Dream 2nd Chance Pts	Dream Fast Break Pts	Dream Pts off TO's	Opp Bench Pts	Opp Largest Deficit	Opp Pts in the Paint	Opp 2nd Chance Pts	Opp Fast Break Pts	Opp Pts off TO's
7/26	vs. Dallas	5	7	44	14	6	19	35	12	34	12	4	27
7/29	at Las Vegas	20	32	36	8	2	22	37	0	44	17	6	18
7/31	vs. New York	8	4	32	21	2	19	36	14	34	7	6	19
8/2	at Indiana	24	16	38	2	14	28	21	10	38	10	8	12
8/4	vs. Phoenix	14	9	40	2	4	14	19	9	44	10	6	30



#5 JAYLYN AGNEW F • 5-11 • 152 • R • Creighton

2020 Highlights:

- » Scored her first WNBA points against Las Vegas (7/29), knocking down two free throws.
- » Went 2-2 from beyond the arc for her first made field goals of her career against Indiana (8/2).

AGNEW 2020 GAME-BY-GAME

Date	Opp	GS	MP	FGM-A	3PM-A	FTM-A	OREB	DREB	REB	AST	PF	STL	TO	BS	PTS
7/26	DAL		10	0-0	0-0	0-0	0	0	0	0	1	0	2	0	0
7/29	LVA		13	0-5	0-5	2-2	0	2	2	0	1	0	0	0	2
7/31	NYL		1	0-0	0-0	0-0	0	0	0	0	0	0	1	0	0
8/2	IND		7	2-2	2-2	0-0	0	1	1	0	1	0	0	0	6
8/4	PHO														

DID NOT PLAY

SEASON/CAREER HIGHS

Points (2020)	6 (8/2)
Points (Career)	6 (8/2/20)
FG Made (2020)	2 (8/2)
FG Made (Career)	2 (8/2/20)
FG Attempted (2020)	5 (7/29)
FG Attempted (Career)	5 (7/29/20)
FT Made (2020)	2 (7/29)
FT Made (Career)	2 (7/29/20)
FT Attempted (2020)	2 (7/29)
FT Attempted (Career)	2 (7/29/20)
3PT FG Made (2020)	2 (8/2)
3PT FG Made (Career)	2 (8/2/20)
3PT FG Attempt. (2020)	5 (7/29)
3PT FG Att. (Career)	5 (7/29/20)
Off. Rebounds (2020)	NONE
Off. Rebounds (Career)	NONE
Def. Rebounds (2020)	2 (7/29)
Def. Rebounds (Career)	2 (7/29/20)
Total Rebounds (2020)	2 (7/29)
Total Rebounds (Career)	2 (7/29/20)
Assists (2020)	NONE
Assists (Career)	NONE
Blocks (2020)	NONE
Blocks (Career)	NONE
Steals (2020)	NONE
Steals (Career)	NONE
Minutes (2020)	13 (7/29)
Minutes (Career)	13 (7/29/20)
Double-Doubles (2020)	NONE
Double-Doubles (Career)	NONE

BOLD = led team

AGNEW CAREER

Season Team	G	GS	MIN	FGM-A	3PM-A	FTM-A	OR	DR	TOT	AST	STL	BS	TO	PF	PTS
2020 ATL	4	0	32	2-7	2-7	2-2	0	3	3	0	0	0	3	3	8
Career	4	0	32	2-7	2-7	2-2	0	3	3	0	0	0	3	3	8



#25 MONIQUE BILLINGS F • 6-4 • 192 • 2 yrs • UCLA

2020 Highlights with Atlanta:

- » Started off the 2020 season with a career night against Dallas (7/26), leading the team with 30 points and 13 rebounds for her second career double-double. Her 30 points led all scorers in the league opening weekend. The last Dream player to register at least 30 points was Tiffany Hayes on August 10, 2019 at Indiana.
- » Has led the team in both defensive and total rebounds in all four games so far this season.

BILLINGS 2020 GAME-BY-GAME

Date	Opp	GS	MP	FGM-A	3PM-A	FTM-A	OREB	DREB	REB	AST	PF	STL	TO	BS	PTS
7/26	DAL	*	32	10-14	0-0	10-12	2	11	13	2	3	1	3	2	30
7/29	LVA		25	2-5	0-0	1-3	3	4	7	0	2	0	2	3	5
7/31	NYL	*	35	2-9	0-0	4-4	5	10	15	0	2	2	4	1	8
8/2	IND	*	30	2-10	0-0	0-0	2	6	8	0	1	0	2	3	4
8/4	PHO	*	22	1-2	0-0	0-0	0	5	5	2	4	0	3	1	2

SEASON/CAREER HIGHS

Points [2020]	30 [7/26]
Points [Career]	30 [7/26/20]
FG Made [2020]	10 [7/26]
FG Made [Career]	10 [7/26/20]
FG Attempted [2020]	14 [7/26]
FG Attempted [Career]	14 [2 times]
FT Made [2020]	10 [7/26]
FT Made [Career]	10 [7/26/20]
FT Attempted [2020]	12 [7/26]
FT Attempted [Career]	12 [7/26/20]
3PT FG Made [2020]	NONE
3PT FG Made [Career]	NONE
3PT FG Attempt. [2020]	NONE
3PT FG Att. [Career]	NONE
Off. Rebounds [2020]	5 [7/31]
Off. Rebounds [Career]	9 [7/14/19]
Def. Rebounds [2020]	11 [7/26]
Def. Rebounds [Career]	12 [9/5/19]
Total Rebounds [2020]	15 [7/31]
Total Rebounds [Career]	16 [7/14/19]
Assists [2020]	2 [2 times]
Assists [Career]	2 [7 times]
Blocks [2020]	3 [7/29]
Blocks [Career]	3 [2 times]
Steals [2020]	2 [7/31]
Steals [Career]	2 [7 times]
Minutes [2020]	35 [7/31]
Minutes [Career]	35 [7/31/20]
Double-Doubles [2020]	1 [7/26]
Double-Doubles [Career]	2

BOLD = led team

BILLINGS CAREER

Season	Team	G	GS	MIN	FGM-A	3PM-A	FTM-A	OR	DR	TOT	AST	STL	BS	TO	PF	PTS
2018	ATL	32	0	353	41-93	0-0	24-32	37	51	88	12	14	1	14	37	106
2019	ATL	29	2	553	56-144	1-1	47-60	61	140	201	16	17	12	46	66	160
2020	ATL	5	5	143	17-40	0-0	15-19	12	36	48	4	6	4	14	15	49
Career		66	7	1049	114-277	1-1	86-111	110	227	337	32	37	17	73	118	315



#20 BRITTANY BREWER F · 6-5 · 182 · R · Texas Tech

2020 Highlights:

- » Checked in to her first pro game and blocked a team-high 4 shots in 17 minutes.

BREWER 2020 GAME-BY-GAME

Date	Opp	GS	MP	FGM-A	3PM-A	FTM-A	OREB	DREB	REB	AST	PF	STL	TO	BS	PTS
7/26	DAL						DID NOT PLAY								
7/29	LVA		17	1-1	0-0	0-0	0	1	1	0	3	2	2	4	2
7/31	NYL						DID NOT PLAY								
8/2	IND		3	0-0	0-0	0-0	0	0	0	0	0	0	0	0	0
8/4	PHO						DID NOT PLAY								

SEASON/CAREER HIGHS

Points [2020]	2 [7/29]
Points [Career]	2 [7/29/20]
FG Made [2020]	1 [7/29]
FG Made [Career]	1 [7/29/20]
FG Attempted [2020]	1 [7/29]
FG Attempted [Career]	1 [7/29/20]
FT Made [2020]	N/A
FT Made [Career]	N/A
FT Attempted [2020]	N/A
FT Attempted [Career]	N/A
3PT FG Made [2020]	N/A
3PT FG Made [Career]	N/A
3PT FG Attempt. [2020]	N/A
3PT FG Att. [Career]	N/A
Off. Rebounds [2020]	N/A
Off. Rebounds [Career]	N/A
Def. Rebounds [2020]	1 [7/29]
Def. Rebounds [Career]	1 [7/29/20]
Total Rebounds [2020]	1 [7/29]
Total Rebounds [Career]	1 [7/29/20]
Assists [2020]	N/A
Assists [Career]	N/A
Blocks [2020]	4 [7/29]
Blocks [Career]	4 [7/29/20]
Steals [2020]	2 [7/29]
Steals [Career]	2 [7/29/20]
Minutes [2020]	17 [7/29]
Minutes [Career]	17 [7/29/20]
Double-Doubles [2020]	NONE
Double-Doubles [Career]	NONE

BOLD = led team

BREWER CAREER

Season	Team	G	GS	MIN	FGM-A	3PM-A	FTM-A	OR	DR	TOT	AST	STL	BS	TO	PF	PTS
2020	ATL	2	0	21	1-1	0-0	0-0	0	1	1	0	2	4	2	3	2
Career		2	0	21	1-1	0-0	0-0	0	1	1	0	2	4	2	3	2



#22 HALANI BROWN C · 6-7 · 245 · 1 yr · Baylor

Kalani Brown – kuh-LAH-nee

2019 Highlights with Los Angeles:

- » Appeared in 28 games and contributed 144 total points
- » Averaged 5.1 points, 3.5 rebounds, 0.6 assists in 13.5 minutes per game
- » Shot 47.8% from the field
- » Scored 12 points against Las Vegas (June 27) and Atlanta (July 14)
- » Grabbed eight rebounds against Atlanta on July 14

BROWN 2020 GAME-BY-GAME

Date	Opp	GS	MP	FGM-A	3PM-A	FTM-A	OREB	DREB	REB	AST	PF	STL	TO	BS	PTS
7/26	DAL														
7/29	LVA														
7/31	NYL														
8/2	IND														
8/4	PHO														

SEASON/CAREER HIGHS

Points (2020)	
Points (Career)	12 (2 times)
FG Made (2020)	
FG Made (Career)	6 (7/14/19)
FG Attempted (2020)	
FG Attempted (Career)	10 (2 times)
FT Made (2020)	
FT Made (Career)	4 (2 times)
FT Attempted (2020)	
FT Attempted (Career)	6 (8/22/19)
3PT FG Made (2020)	
3PT FG Made (Career)	N/A
3PT FG Attempt. (2020)	
3PT FG Att. (Career)	1 (9/8/19)
Off. Rebounds (2020)	
Off. Rebounds (Career)	3 (4 times)
Def. Rebounds (2020)	
Def. Rebounds (Career)	6 (7/14/19)
Total Rebounds (2020)	
Total Rebounds (Career)	8 (7/14/19)
Assists (2020)	
Assists (Career)	2 (2 times)
Blocks (2020)	
Blocks (Career)	3 (6/30/19)
Steals (2020)	
Steals (Career)	2 (9/8/19)
Minutes (2020)	
Minutes (Career)	23 (6/27/19)
Double-Doubles (2020)	
Double-Doubles (Career)	NONE

BROWN CAREER

Season	Team	G	GS	MIN	FGM-A	3PM-A	FTM-A	OR	DR	TOT	AST	STL	BS	TO	PF	PTS
2019	LAS	28	0	377	54 - 113	0 - 1	36 - 46	34	64	98	17	9	22	29	47	144
Career		28	0	377	54 - 113	0 - 1	36 - 46	34	64	98	17	9	22	29	47	144



#3 CHENNEDY CARTER

G · 5-9 · 143 · R · Texas A&M

Chennedy Carter - Kennedy

2020 Highlights:

- » Has scored in double digits in all five games so far this season – is the first Dream rookie with 4+ consecutive games with double-digit points to start their career.
- » Started and put up 18 points with 8 assists and 5 defensive boards in her pro debut against Dallas (7/26).
- » Became just the fourth Dream rookie to score 25+ points in franchise history with 26 against Phoenix (8/4).

CARTER 2020 GAME-BY-GAME

Date	Opp	GS	MP	FGM-A	3PM-A	FTM-A	OREB	DREB	REB	AST	PF	STL	TO	BS	PTS
7/26	DAL	*	30	5 - 16	0 - 4	8 - 9	0	5	5	8	5	1	2	1	18
7/29	LVA	*	24	3 - 11	1 - 3	4 - 6	0	4	4	3	1	0	3	3	11
7/31	NYL	*	25	6 - 15	1 - 2	4 - 4	0	0	0	3	6	0	2	0	17
8/2	IND	*	21	7 - 11	0 - 0	1 - 1	1	1	2	2	5	0	5	0	15
8/4	PHO	*	33	11 - 21	1 - 3	3 - 3	0	1	1	4	3	2	5	1	26

SEASON/CAREER HIGHS

Points (2020)	26 (8/4)
Points (Career)	26 (8/4/20)
FG Made (2020)	11 (8/4)
FG Made (Career)	11 (8/4/20)
FG Attempted (2020)	21 (8/4)
FG Attempted (Career)	21 (8/4/20)
FT Made (2020)	8 (7/26)
FT Made (Career)	8 (7/26/20)
FT Attempted (2020)	9 (7/26)
FT Attempted (Career)	9 (7/26/20)
3PT FG Made (2020)	1 (7/31)
3PT FG Made (Career)	1 (7/31/20)
3PT FG Attempt. (2020)	4 (7/26)
3PT FG Att. (Career)	4 (7/26/20)
Off. Rebounds (2020)	1 (8/2)
Off. Rebounds (Career)	1 (8/2/20)
Def. Rebounds (2020)	5 (7/26)
Def. Rebounds (Career)	5 (7/26/20)
Total Rebounds (2020)	5 (7/26)
Total Rebounds (Career)	5 (7/26/20)
Assists (2020)	8 (7/26)
Assists (Career)	8 (7/26/20)
Blocks (2020)	1 (7/26)
Blocks (Career)	1 (7/26/20)
Steals (2020)	2 (8/4)
Steals (Career)	2 (8/4/20)
Minutes (2020)	33 (8/4)
Minutes (Career)	33 (8/4/20)
Double-Doubles (2020)	NONE
Double-Doubles (Career)	NONE

BOLD = led team

CARTER CAREER

Season Team	G	GS	MIN	FGM-A	3PM-A	FTM-A	OR	DR	TOT	AST	STL	BS	TO	PF	PTS
2020 ATL	5	5	133	32 - 74	3 - 12	20 - 23	1	11	12	20	4	2	17	22	87
Career	5	5	133	32 - 74	3 - 12	20 - 23	1	11	12	20	4	2	17	22	87



#11 BLAKE DIETRICK G · 5-10 · 169 · 3 yrs · Princeton

Blake **Dietrick** - dee-TRICK

2020 Highlights:

- » Pulled down a career-high five rebounds (four defensive) in a career-best 27 minutes against Dallas (7/26)
- » Set a number of records against Las Vegas (7/29), scoring 13 points on six made field goals with 13 attempts – all career-high numbers.

DIETRICK 2020 GAME-BY-GAME

Date	Opp	GS	MP	FGM-A	3PM-A	FTM-A	OREB	DREB	REB	AST	PF	STL	TO	BS	PTS
7/26	DAL		27	2-3	1-1	0-0	0	4	4	5	3	1	3	0	5
7/29	LVA		27	6-13	1-8	0-0	0	2	2	4	4	1	3	0	13
7/31	NYL		12	0-1	0-0	0-0	0	1	1	0	1	0	1	0	0
8/2	IND		19	0-1	0-0	0-0	0	1	1	4	2	1	0	0	0
8/4	PHO		21	3-3	1-1	0-0	0	3	3	2	2	0	2	0	7

SEASON/CAREER HIGHS

Points (2020)	13 (7/29)
Points (Career)	13 (7/29/20)
FG Made (2020)	6 (7/29)
FG Made (Career)	6 (7/29/20)
FG Attempted (2020)	13 (6/29)
FG Attempted (Career)	13 (6/29/20)
FT Made (2020)	N/A
FT Made (Career)	3 (6/27/18)
FT Attempted (2020)	N/A
FT Attempted (Career)	4 (7/12/19)
3PT FG Made (2020)	1 (2 times)
3PT FG Made (Career)	3 (6/27/18)
3PT FG Attempt. (2020)	8 (7/29)
3PT FG Att. (Career)	8 (7/29/20)
Off. Rebounds (2020)	N/A
Off. Rebounds (Career)	1 (3 times)
Def. Rebounds (2020)	4 (7/26)
Def. Rebounds (Career)	4 (7/26/20)
Total Rebounds (2020)	4 (7/26)
Total Rebounds (Career)	4 (2 times)
Assists (2020)	5 (7/26)
Assists (Career)	5 (7/26/20)
Blocks (2020)	N/A
Blocks (Career)	1 (2 times)
Steals (2020)	1 (3 times)
Steals (Career)	2 (7/8/18)
Minutes (2020)	27 (2 times)
Minutes (Career)	27 (2 times)
Double-Doubles (2020)	
Double-Doubles (Career)	NONE

DIETRICK CAREER

Season	Team	G	GS	MIN	FGM-A	3PM-A	FTM-A	OR	DR	TOT	AST	STL	BS	TO	PF	PTS
2016	TOT	3	0	14	1-2	0-1	2-2	0	3	3	0	0	0	1	1	4
2018	ATL	26	0	186	12-35	9-23	4-6	2	12	14	11	7	0	12	21	37
2019	SEA	17	1	106	1-10	0-6	4-6	1	9	10	16	3	2	10	14	6
2020	ATL	4	0	85	8-18	2-9	0-0	0	8	8	13	3	0	7	10	18
Career		50	1	391	22-65	11-39	10-14	3	32	35	40	13	2	30	46	65



#0 GLORY JOHNSON F • 6-3 • 170 • 7 yrs • Tennessee

2020 Highlights:

- » Made her first appearance in a Dream jersey on July 31 against the Liberty, scoring two points with a rebound and a steal in 8 minutes of play.
- » Played a season-high 19 minutes against Phoenix (8/4), putting up 5 points with 5 rebounds.

JOHNSON 2020 GAME-BY-GAME

Date	Opp	GS	MP	FGM-A	3PM-A	FTM-A	OREB	DREB	REB	AST	PF	STL	TO	BS	PTS
7/26	DAL														
7/29	LVA														
7/31	NYL		8	1-2	0-1	0-2	0	1	1	0	1	1	1	0	2
8/2	IND		7	0-0	0-0	0-0	0	0	0	0	0	0	0	0	0
8/4	PHO		19	2-3	0-1	1-2	0	5	5	0	3	1	1	0	5

SEASON/CAREER HIGHS

Points [2020]	5 (8/4)
Points [Career]	32 (6/16/13)
FG Made [2020]	2 (8/4)
FG Made [Career]	12 (6/16/13)
FG Attempted [2020]	3 (8/4)
FG Attempted [Career]	12 (6/16/13)
FT Made [2020]	1 (8/4)
FT Made [Career]	14 (7/12/12)
FT Attempted [2020]	2 (7/31)
FT Attempted [Career]	15 (7/12/12)
3PT FG Made [2020]	N/A
3PT FG Made [Career]	6 (8/31/19)
3PT FG Attempt. [2020]	1 (2 times)
3PT FG Att. [Career]	11 (8/31/19)
Off. Rebounds [2020]	N/A
Off. Rebounds [Career]	12 (6/16/13)
Def. Rebounds [2020]	5 (8/4)
Def. Rebounds [Career]	13 (2 times)
Total Rebounds [2020]	5 (8/4)
Total Rebounds [Career]	22 (6/16/13)
Assists [2020]	N/A
Assists [Career]	5 (4 times)
Blocks [2020]	N/A
Blocks [Career]	3 (4 times)
Steals [2020]	1 (2 times)
Steals [Career]	5 (5 times)
Minutes [2020]	19 (8/4)
Minutes [Career]	42 (8/25/13)
Double-Doubles [2020]	N/A
Double-Doubles [Career]	NONE

JOHNSON CAREER

Season	Team	G	GS	MIN	FGM-A	3PM-A	FTM-A	OR	DR	TOT	AST	STL	BS	TO	PF	PTS
2012	TUL	34	28	958	131-272	0-0	130-192	95	137	232	38	73	20	71	103	392
2013	TUL	29	28	875	152-341	1-3	130-174	95	163	258	33	30	12	60	71	435
2014	TUL	33	33	1070	173-385	0-3	139-183	95	210	305	46	45	13	87	107	485
2016	DAL	18	6	502	72-163	4-14	55-73	48	113	161	23	17	11	26	39	203
2017	DAL	33	33	1022	187-403	21-67	98-128	79	221	300	53	41	13	73	97	493
2018	DAL	29	17	652	85-204	17-54	46-59	47	126	173	39	29	14	39	61	233
2019	DAL	28	19	676	78-214	35-103	14-24	27	117	144	39	39	18	28	45	205
2020	ATL	3	0	34	3-5	0-2	1-4	0	6	6	0	2	0	2	4	7
Career		207	164	5789	881-1987	78-246	613-837	486	1093	1579	271	276	101	386	527	2453



#7 ALEXIS JONES G · 5-9 · 167 · 3 yrs · Baylor

2020 Highlights:

- » Made her first appearance with the Dream on July 26 against Dallas.
- » Put up her first points in a Dream uniform, knocking down a three-pointer against Las Vegas (7/29) and picking up two steals.

JONES 2020 GAME-BY-GAME

Date	Opp	GS	MP	FGM-A	3PM-A	FTM-A	OREB	DREB	REB	AST	PF	STL	TO	BS	PTS
7/26	DAL		2	0-1	0-1	0-0	0	0	0	0	0	0	0	0	0
7/29	LVA		20	1-7	1-7	0-0	0	0	0	0	1	2	3	0	3
7/31	NYL														
8/2	IND														
8/4	PHO														

DID NOT PLAY

DID NOT PLAY

DID NOT PLAY

SEASON/CAREER HIGHS

Points (2020)	3 (7/29)
Points (Career)	15 (8/20/19)
FG Made (2020)	1 (7/29)
FG Made (Career)	5 (8/20/19)
FG Attempted (2020)	7 (7/29)
FG Attempted (Career)	9 (4 times)
FT Made (2020)	N/A
FT Made (Career)	3 (2 times)
FT Attempted (2020)	N/A
FT Attempted (Career)	4 (2 times)
3PT FG Made (2020)	1 (7/29)
3PT FG Made (Career)	3 (3 times)
3PT FG Attempt. (2020)	7 (7/29)
3PT FG Att. (Career)	6 (3 times)
Off. Rebounds (2020)	N/A
Off. Rebounds (Career)	1 (11 times)
Def. Rebounds (2020)	N/A
Def. Rebounds (Career)	3 (6 times)
Total Rebounds (2020)	N/A
Total Rebounds (Career)	4 (2 times)
Assists (2020)	N/A
Assists (Career)	5 (9/1/17)
Blocks (2020)	N/A
Blocks (Career)	1 (6 times)
Steals (2020)	2 (7/29)
Steals (Career)	3 (8/18/17)
Minutes (2020)	20 (7/29)
Minutes (Career)	28 (6/3/18)
Double-Doubles (2020)	
Double-Doubles (Career)	NONE

JONES CAREER

Season	Team	G	GS	MIN	FGM-A	3PM-A	FTM-A	OR	DR	TOT	AST	STL	BS	TO	PF	PTS
2017	MIN	29	0	211	26 - 76	11 - 29	12 - 14	4	18	22	23	8	0	21	23	75
2018	MIN	26	0	229	32 - 91	16 - 50	6 - 8	5	18	23	18	3	2	17	26	86
2019	LAS	20	1	243	28 - 70	11 - 33	12 - 15	2	20	22	36	6	4	27	29	79
2020	ATL	2	0	23	1 - 8	1 - 8	0 - 0	0	0	0	0	2	0	3	1	3
Career		77	1	706	87 - 245	39 - 120	30 - 37	11	56	67	77	19	6	68	79	243



#44 BETNIJAH LANEY

Betnijah Laney - buh-NAW-jah

2020 Highlights:

- » Started and set career high records with 19 points, 6 made field goals and 14 attempted field goals against Dallas (7/24). Led the Dream with two steals.
- » Posted 8 points with a team-leading 4 assists and 4 rebounds against Las Vegas (7/29).
- » Topped her career high record with 30 points against New York (7/31), going 11-18 from the field on a career night that included highs in free throws made and attempted, offensive rebounds, defensive rebounds, total rebounds and steals.
- » Tied her career-high record of 4 steals against Indiana (8/2).

LANEY 2020 GAME-BY-GAME

Date	Opp	GS	MP	FGM-A	3PM-A	FTM-A	OREB	DREB	REB	AST	PF	STL	TO	BS	PTS
7/26	DAL	*	34	6 - 14	2 - 4	5 - 6	0	2	2	3	4	2	6	0	19
7/29	LVA	*	30	4 - 9	0 - 2	0 - 0	1	3	4	4	3	1	2	0	8
7/31	NYL	*	35	11 - 18	2 - 2	6 - 7	3	5	8	2	5	3	3	0	30
8/2	IND	*	32	4 - 10	0 - 1	5 - 6	2	3	5	6	2	4	3	0	15
8/4	PHO	*	36	6 - 11	1 - 3	4 - 4	1	6	7	5	5	4	3	0	17

SEASON/CAREER HIGHS

Points (2020)	30 (7/31)
Points (Career)	30 (7/31/20)
FG Made (2020)	11 (7/31)
FG Made (Career)	11 (7/31/20)
FG Attempted (2020)	18 (7/31)
FG Attempted (Career)	18 (7/31/20)
FT Made (2020)	6 (7/31)
FT Made (Career)	6 (7/31/20)
FT Attempted (2020)	7 (7/31)
FT Attempted (Career)	7 (7/31/20)
3PT FG Made (2020)	2 (2 times)
3PT FG Made (Career)	3 (6/29/19)
3PT FG Attempt. (2020)	4 (7/26)
3PT FG Att. (Career)	6 (6/13/19)
Off. Rebounds (2020)	3 (7/31)
Off. Rebounds (Career)	6 (6/13/19)
Def. Rebounds (2020)	6 (8/4)
Def. Rebounds (Career)	9 (7/10/19)
Total Rebounds (2020)	8 (7/31)
Total Rebounds (Career)	11 (6/13/19)
Assists (2020)	6 (8/2)
Assists (Career)	7 (9/8/19)
Blocks (2020)	NONE
Blocks (Career)	2 (6/19/15)
Steals (2020)	4 (2 times)
Steals (Career)	4 (4 times)
Minutes (2020)	36 (8/4)
Minutes (Career)	39 (6/13/19)
Double-Doubles (2020)	N/A
Double-Doubles (Career)	NONE

BOLD = led team

LANEY CAREER

Season	Team	G	GS	MIN	FGM-A	3PM-A	FTM-A	OR	DR	TOT	AST	STL	BS	TO	PF	PTS
2015	CHI	32	2	411	39 - 99	0 - 6	16 - 23	18	50	68	19	16	6	18	41	94
2016	CHI	8	1	42	2 - 12	0 - 1	4 - 4	1	4	5	1	1	0	2	6	8
2018	CON	29	0	271	33 - 70	1 - 9	10 - 11	20	30	50	21	11	0	16	20	77
2019	IND	34	27	878	77 - 213	20 - 66	18 - 31	32	111	143	59	48	4	49	55	192
2020	ATL	5	5	168	31 - 62	5 - 12	20 - 23	7	19	26	20	14	0	17	19	87
Career			108	35	1770	182 - 456	26 - 94	68 - 92	78	214	292	120	90	10	102	141



#40 SHEKINNA STRICKLEN F • 6-2 • 230 • 8 yrs • Tennessee

Shekinna Stricklen – sheh-KEE-nuh

2020 Highlights:

- » Made her Dream debut against Dallas on July 26, starting and knocking down 16 points with four made three-pointers.
- » Scored in double digits against Las Vegas (7/29) with 10 points.

STRICKLEN 2020 GAME-BY-GAME

Date	Opp	GS	MP	FGM-A	3PM-A	FTM-A	OREB	DREB	REB	AST	PF	STL	TO	BS	PTS
7/26	DAL	*	25	4 - 7	4 - 7	4 - 4	0	1	1	0	2	0	0	0	16
7/29	LVA	*	17	4 - 5	2 - 3	0 - 0	0	1	1	0	4	0	1	0	10
7/31	NYL	*	31	3 - 13	0 - 5	0 - 0	1	3	4	2	2	2	1	0	6
8/2	IND	*	24	2 - 7	2 - 6	0 - 0	0	0	0	0	3	0	1	0	6
8/4	PHO	*	22	3 - 8	1 - 4	0 - 0	0	3	3	0	2	0	0	0	7

SEASON/CAREER HIGHS

Points (2020)	18 (7/26)
Points (Career)	26 (9/12/13)
FG Made (2020)	4 (2 times)
FG Made (Career)	10 (2 times)
FG Attempted (2020)	7 (7/26)
FG Attempted (Career)	17 (8/4/13)
FT Made (2020)	4 (7/26)
FT Made (Career)	6 (8/9/15)
FT Attempted (2020)	4 (7/26)
FT Attempted (Career)	6 (3 times)
3PT FG Made (2020)	4 (7/26)
3PT FG Made (Career)	8 (7/22/18)
3PT FG Attempt. (2020)	7 (7/26)
3PT FG Att. (Career)	13 (8/16/19)
Off. Rebounds (2020)	N/A
Off. Rebounds (Career)	4 (3 times)
Def. Rebounds (2020)	3 (2 times)
Def. Rebounds (Career)	8 (3 times)
Total Rebounds (2020)	4 (7/31)
Total Rebounds (Career)	11 (7/13/12)
Assists (2020)	N/A
Assists (Career)	6 (7/30/19)
Blocks (2020)	N/A
Blocks (Career)	3 (8/9/13)
Steals (2020)	N/A
Steals (Career)	5 (8/8/17)
Minutes (2020)	25 (7/26)
Minutes (Career)	37 (2 times)
Double-Doubles (2020)	
Double-Doubles (Career)	1 (7/13/12)

BOLD = led team

STRICKLEN CAREER

Season Team	G	GS	MIN	FGM-A	3PM-A	FTM-A	OR	DR	TOT	AST	STL	BS	TO	PF	PTS
2012 SEA	34	3	784	100 - 253	37 - 117	36 - 52	28	119	147	40	24	8	35	70	273
2013 SEA	34	21	797	131 - 319	54 - 157	25 - 39	28	68	96	28	25	13	40	54	341
2014 SEA	33	10	578	86 - 200	47 - 122	19 - 26	9	60	69	23	20	3	27	65	238
2015 CON	34	0	599	95 - 231	51 - 142	22 - 28	25	38	63	22	19	8	20	46	263
2016 CON	28	0	306	38 - 104	27 - 77	9 - 14	9	29	38	15	12	2	3	20	112
2017 CON	34	29	926	95 - 232	71 - 173	32 - 37	17	90	107	37	42	4	29	56	293
2018 CON	34	30	639	77 - 179	58 - 135	12 - 14	9	68	77	16	20	4	19	46	224
2019 CON	34	34	804	104 - 255	76 - 199	22 - 27	9	56	65	39	34	7	28	79	306
2020 ATL	5	5	119	16 - 40	9 - 25	4 - 4	1	8	9	2	2	0	3	13	45
Career	270	132	5553	742 - 1813	430 - 1147	181 - 241	135	536	671	222	198	49	204	449	2095



#10 COURTNEY WILLIAMS

G · 5-8 · 133 · 4 yrs · South Florida

2020 Highlights:

- » Made her first appearance in a Dream jersey on July 31 against New York, putting up 6 points with 4 rebounds and 2 assists in 16 minutes of play.
- » Led the team with 18 points in 23 minutes against Indiana (8/2).
- » Led the team with 9 rebounds (4 offensive) against Phoenix (8/4).

C. WILLIAMS 2020 GAME-BY-GAME

Date	Opp	GS	MP	FGM-A	3PM-A	FTM-A	OREB	DREB	REB	AST	PF	STL	TO	BS	PTS
7/26	DAL														
7/29	LVA														
7/31	NYL		16	2-10	0-0	2-2	2	2	4	2	1	0	2	0	6
8/2	IND		23	9-18	0-2	0-0	0	3	3	4	2	0	1	0	18
8/4	PHO		20	1-8	0-1	0-0	4	5	9	2	0	0	3	1	2

SEASON/CAREER HIGHS

Points (2020)	18 (8/2)
Points (Career)	34 (6/13/18)
FG Made (2020)	9 (8/2)
FG Made (Career)	15 (6/13/18)
FG Attempted (2020)	18 (8/2)
FG Attempted (Career)	29 (6/13/18)
FT Made (2020)	2 (7/31)
FT Made (Career)	5 (6/14/17)
FT Attempted (2020)	2 (7/31)
FT Attempted (Career)	6 (6/14/17)
3PT FG Made (2020)	N/A
3PT FG Made (Career)	6 (9/29/19)
3PT FG Attempt. (2020)	2 (8/2)
3PT FG Att. (Career)	10 (6/13/18)
Off. Rebounds (2020)	4 (8/4)
Off. Rebounds (Career)	4 (5 times)
Def. Rebounds (2020)	5 (8/4)
Def. Rebounds (Career)	10 (7/14/18)
Total Rebounds (2020)	9 (8/4)
Total Rebounds (Career)	10 (6 times)
Assists (2020)	4 (8/2)
Assists (Career)	9 (9/6/19)
Blocks (2020)	N/A
Blocks (Career)	2 (2 times)
Steals (2020)	N/A
Steals (Career)	6 (8/16/19)
Minutes (2020)	23 (8/2)
Minutes (Career)	41 (9/6/19)

BOLD = led team

C. WILLIAMS CAREER

Season	Team	G	GS	MIN	FGM-A	3PM-A	FTM-A	OR	DR	TOT	AST	STL	BS	TO	PF	PTS
2016	TOT	25	0	351	68-166	8-27	12-21	28	48	76	30	12	3	21	30	156
2017	CON	34	28	884	185-390	12-37	36-41	45	97	142	71	19	8	48	55	418
2018	CON	30	29	812	171-375	20-53	17-25	46	132	178	90	23	2	54	47	379
2019	CON	34	34	988	187-430	16-35	60-75	48	141	189	129	46	13	56	47	450
2020	ATL	3	0	60	12-36	0-3	2-2	6	10	16	8	0	0	6	4	26
Career		126	91	3095	623-1397	56-155	127-164	173	428	602	328	100	26	185	183	1429

Double-Doubles (2020)	
Double-Doubles (Career)	



#1 ELIZABETH WILLIAMS C-F • 6-3 • 192 • 5 yrs • Duke

2020 Highlights:

- » Shot a perfect 7-for-7 from the field in the Dream's season opener against Dallas (7/26), tying the franchise record (last by Aneika Henry, at Tulsa, June 29, 2012).
- » Led the team with 16 points against Las Vegas (7/29), knocking down 7 of 14 shots and picking up 3 steals and 4 rebounds.

E. WILLIAMS 2020 GAME-BY-GAME

Date	Opp	GS	MP	FGM-A	3PM-A	FTM-A	OREB	DREB	REB	AST	PF	STL	TO	BS	PTS
7/26	DAL	*	34	7-7	0-0	3-3	2	5	7	1	2	1	0	1	17
7/29	LVA	*	27	7-14	0-0	2-3	3	1	4	1	2	3	0	1	16
7/31	NYL	*	36	3-7	0-0	9-12	6	4	10	2	2	0	0	1	15
8/2	IND	*	33	7-10	0-0	1-1	0	6	6	2	4	0	0	0	15
8/4	PHO	*	26	2-6	0-0	4-4	0	2	2	0	5	0	6	0	8

SEASON/CAREER HIGHS

Points (2020)	17 (7/26)
Points (Career)	22 (8/7/18)
FG Made (2020)	7 (2 times)
FG Made (Career)	11 (8/7/18)
FG Attempted (2020)	7 (3 times)
FG Attempted (Career)	16 (4 times)
FT Made (2020)	9 (7/31)
FT Made (Career)	7 (2 times)
FT Attempted (2020)	12 (7/31)
FT Attempted (Career)	10 (2 times)
3PT FG Made (2020)	N/A
3PT FG Made (Career)	N/A
3PT FG Attempt. (2020)	N/A
3PT FG Att. (Career)	1 (2 times)
Off. Rebounds (2020)	6 (7/31)
Off. Rebounds (Career)	8 (8/8/17)
Def. Rebounds (2020)	6 (8/2)
Def. Rebounds (Career)	13 (8/26/17)
Total Rebounds (2020)	10 (7/31)
Total Rebounds (Career)	16 (9/11/16)
Assists (2020)	2 (2 times)
Assists (Career)	6 (5/23/18)
Blocks (2020)	1 (3 times)
Blocks (Career)	8 (9/5/19)
Steals (2020)	3 (7/29)
Steals (Career)	4 (7/9/17)
Minutes (2020)	36 (7/31)
Minutes (Career)	45 (6/22/16)
Double-Doubles (2020)	1 (7/31)
Double-Doubles (Career)	12

BOLD = led team

E WILLIAMS CAREER

Season	Team	G	GS	MIN	FGM-A	3PM-A	FTM-A	OR	DR	TOT	AST	STL	BS	TO	PF	PTS
2015	CON	21	0	246	28-53	0-0	14-25	22	46	68	8	6	19	11	20	70
2016	ATL	34	34	1179	157-355	0-1	92-133	106	170	276	42	26	79	42	105	406
2017	ATL	34	34	1069	149-307	0-1	54-82	107	139	246	46	36	67	46	81	352
2018	ATL	33	32	885	121-221	0-0	58-103	71	119	190	46	26	59	41	88	300
2019	ATL	32	32	909	107-235	0-0	82-112	99	109	208	37	24	53	41	71	296
2020	ATL	5	5	157	26-44	0-0	19-23	11	18	29	6	4	3	6	15	71
Career		159	137	4445	588-1215	0-2	319-478	416	601	1017	185	122	280	187	380	1495

2020 ATLANTA DREAM SPOTTERS GUIDE

WITH TWITTER HANDLES



0
Glory Johnson
F · 6-3 · 170
@MISSVOL25



1
Elizabeth Williams
C-F · 6-3 · 192
@E_Williams_1




3
Chennedy Carter
G · 5-9 · 143
@ChennedyCarter



5
Jaylyn Agnew
F · 5-11 · 149
@jaylyn_agnew




7
Alexis Jones
G · 5-9 · 167
@Lextoo_shifty



10
Courtney Williams
G · 5-8 · 133
@CourtMWilliams



11
Blake Dietrick
G · 5-10 · 169



20
Brittany Brewer
F · 6-5 · 182
@lilbrewsie




22
Kalani Brown
C · 6-7 · 245
@kalanibrown21



25
Monique Billings
F · 6-4 · 192
@moniquebillings



40
Shekinna Stricklen
F · 6-2 · 230
@strick40



44
Betnijah Laney
G-F · 6-0 · 166
@BetnijahLaney




Nicki Collen
Head Coach
@NickiCollen



Mike Petersen
Assistant Coach



Darius Taylor
Assistant Coach
@DariusTaylor



Natalie Trotter
Athletic Trainer



Kyra Vidas
Director of Operations