



ATLANTA DREAM BASKETBALL

2020 GAME NOTES



2020 REGULAR SEASON SCHEDULE

Date	Opponent	Time/Result	TV
July 26	Dallas	W, 105-95	CBSSN
Wed. July 29	at Las Vegas	L, 70-100	CBSSN
Fri. July 31	New York	W, 84-78	NBATV
Sun. Aug 2	at Indiana	L, 77-93	NBATV
Tue. Aug 4	Phoenix	L, 74-81	ESPN2
Thurs. Aug 6	Seattle	L, 92-93	ESPN2
Sat. Aug 8	at Dallas	L, 75-85	ESPN2
Mon. Aug 10	Connecticut	L, 82-93	FSS
Wed. Aug 12	at Seattle	L, 63-100	Twitter
Fri. Aug 14	at Phoenix	L, 80-96	FSSE
Sun. Aug 16	Chicago	L, 67-92	FSSE
Wed. Aug 19	at Washington	L, 91-98	CBSSN
Fri. Aug 21	Los Angeles	7:00 pm FSSE/Twitter	
Sun. Aug 23	Minnesota	4:00 p.m. Twitter/FB	
Wed. Aug 26	Washington	7:00 p.m. ESPN2	
Fri. Aug 28	Minnesota	7:00 p.m. FSSE	
Sun. Aug 30	at Los Angeles	8:00 p.m. FSSE/FB	
Tue. Sept 1	Indiana	8:00 p.m. FSS/FB	
Thu. Sept 3	at New York	7:00 p.m. CBSSN	
Sat. Sept 5	Las Vegas	6:00 p.m. FSSE/FB	
Wed. Sept 9	at Chicago	8:00 p.m. CBSSN	
Fri. Sept 11	at Connecticut	7:00 p.m. FSSE/FB	

All times EST

FSS = FOX Sports South
FSSE = FOX Sports Southeast
CBSSN = CBS Sports Network
FB = Facebook

WNBA Standings

(games through August 19)

#1	Seattle Storm	11-1
#2	Las Vegas Aces	8-3
#3	Los Angeles Sparks	8-3
#4	Minnesota Lynx	8-3
#5	Chicago Sky	8-4
#6	Phoenix Mercury	6-6
#7	Connecticut Sun	5-7
#8	Indiana Fever	4-7
#9	Washington Mystics	4-7
#10	Dallas Wings	4-8
#11	Atlanta Dream	2-10
#12	New York Liberty	1-10



ATLANTA DREAM vs LOS ANGELES SPARKS

Friday, August 121 · 7:00 p.m. ET
IMG Academy · Bradenton, Fla.
Game 13 · Fox Sports Southeast/Twitter



PROBABLE STARTERS

F	#44 BETNIJAH LANEY	6-0 166 Rutgers
2020: Has started in all 12 games ... Set career high records in first game with ATL with 19 points, 6 made field goals and 14 attempted field goals against Dallas (7/24) ... First 30-point outing against New York (7/31) with 8 reb. and 3 steals ... Set career-high record and tied team season record with 35 points on 14 FGM against Washington (8/19).		
F	#25 MONIQUE BILLINGS	6-4 192 UCLA
2020: Started off the season with a career night against Dallas (7/26), leading the team with 30 points and 13 rebounds for her second career double-double ... Second double-digit effort of the season earned against Phoenix (8/14) - 12 points with 5 rebounds and 2 steals.		
C	#1 ELIZABETH WILLIAMS	6-3 192 Duke
2020: Has started in all 12 games ... Shot a perfect 7-for-7 from the field in the Dream's season opener against Dallas (7/26), tying the franchise record ... led the team with 16 points against Las Vegas (7/29) ... 12 th career double-double against New York (7/31) with 15 pts and 10 reb ... hit 1,000 career rebounds on July 31.		
G	#10 COURTNEY WILLIAMS	5-8 133 South Florida
2020: Made her first appearance in a Dream jersey on July 31 against New York ... Led the team with 18 points in 23 minutes against Indiana (8/2) ... Recorded first double-double of the season with 13 points and 10 rebounds against Seattle (8/6) ... First 30-point outing of the season and second of her career against Washington (8/19).		
G	#11 BLAKE DIETRICK	5-10 169 Princeton
2020: Starting PG for last four games ... Pulled down a career-high five rebounds (four defensive) in a career-best 27 minutes against Dallas (7/26) ... Set a number of records against Las Vegas (7/29), scoring 13 points on six made field goals with 13 attempts - all career-high numbers ... Led the team with a career-high six assists against Connecticut (8/10).		

2020 RECORDS

2020	Record	Home	Road	OT
Overall	2-10	2-4	0-6	-
Eastern	2-5	2-2	0-3	-
Western	0-5	0-2	0-3	-

TRANSACTIONS AND INJURIES

RECENT TRANSACTIONS:

Granted Emergency Hardship Waiver, Signed Erica McCall (7/12)
Waived Erica McCall (7/30)

INJURIES:

Chennedy Carter - OUT (Ankle)

2020 ATLANTA DREAM ROSTER

#	Player	Pos	Ht	Wt	DOB	Exp	From	Twitter
5	Jaylyn Agnew	F	5-11	149	July 21, 1997	R	Creighton/USA	@jaylyn_agnew
25	Monique Billings	F	6-4	192	May 2, 1996	2	UCLA/USA	@moniquebillings
20	Brittany Brewer	F	6-5	182	November 6, 1997	R	Texas Tech/USA	@ilbrewsie
22	Kalani Brown	C	6-7	245	March 21, 1997	1	Baylor/USA	@kalanibrown21
3	Chennedy Carter	G	5-9	143	November 14, 1998	R	Texas A&M/USA	@ChennedyCarter
11	Blake Dietrick	G	5-10	169	July 19, 1993	3	Princeton/USA	N/A
0	Glory Johnson	F	6-3	170	July 27, 1990	7	Tennessee/USA	@MISSVOL25
7	Alexis Jones	G	5-9	167	May 8, 1994	3	Baylor/USA	@Lextoo_shifty
44	Betnijah Laney	G	6-0	166	October 29, 1993	4	Rutgers/USA	@BetnijahLaney
40	Shekinna Stricklen	F	6-2	230	July 30, 1990	8	Tennessee/USA	@strick40
10	Courtney Williams	G	5-8	133	May 11, 1994	4	South Florida/USA	@CourtMWilliams
1	Elizabeth Williams	C-F	6-3	192	June 23, 1993	5	Duke/USA	@E_Williams_1

Head Coach – Nicki Collen (Third season, Marquette)

Assistant Coach – Mike Peterson (Third season, Northwest Christian)

Assistant Coach – Darius Taylor (Third season, Michigan)

Athletic Trainer – Natalie Trotter (First season, Valdosta State/Troy)

Strength and Conditioning Coach – Jamal Baptiste (First season, Lincoln University/Cal U)

Video Coordinator & Scouting Director – Sydney Durrah (First season, Maryland)

Director of Operations – Kyra Vidas (Second season, Lake Forest College)

PRONUNCIATION GUIDE

Kalani Brown – kuh-LAH-nee

Chennedy Carter – KEN-eh-dee

Blake **Dietrick** – dee-TRICK

Betnijah Laney – buh-NAW-jah

Shekinna Stricklen – sheh-KEE-nuh

How The Team Was Built

Through the Draft:	Monique Billings, 15 th overall pick, 2018 Chennedy Carter, 4 th overall pick, 2020 Brittany Brewer, 17 th overall pick, 2020
Via Trade:	Elizabeth Williams from Connecticut, 2015 Kalani Brown from Las Vegas, 2020 Courtney Williams from Connecticut, 2020
Via Free Agency:	Glory Johnson, 2/13/2020 Shekinna Stricklen, 2/16/2020 Alexis Jones, 2/18/2020 Blake Dietrick, 2/24/2020 Jaylyn Agnew, 6/24/2020 Betnijah Laney, 6/24/2020

QUICK FACTS

GENERAL

Full Name: Atlanta Dream
 Location: Atlanta, Ga.
 Inaugural Season: 2008
 Colors: Red, Gray, Blue
 Owners: Mary Brock & Kelly Loeffler
 Dream Too, LLC
 President/GM: Chris Sienko
 Twitter: @csienko11
 TV: ESPN2/CBS Sports Network/FOX Sports South/Twitter

COACHING STAFF

Head Coach: Nicki Collen
 Years with Dream: Third season
 Twitter: @NickiCollen
 Career Record: 33-46
 Record with Dream: 33-46
 Alma Mater: Marquette
 Assistant Coach: Darius Taylor (Michigan)
 Assistant Coach: Mike Petersen (Northwest Christian)
 Head Athletic Trainer: Natalie Trotter (Valdosta State)
 Coordinator of Basketball Ops: Kyra Vidas (Lake Forest College)
 Dir of Scouting & Video Production: Sydney Durrah (Maryland)

TEAM INFORMATION

2019 Record: 8-26
 2019 Home Record: 5-12
 2019 Road Record: 3-14
 2019 vs Eastern Conference: 3-13

DREAM HISTORY

First Year: 2008 (13th Season)
 Regular Season Record: 166-216
 Regular Season Home Record: 96-84
 Regular Season Road Record: 62-130
 Playoff Record: 15-19 (9 Appearances)
 Best Finish: WNBA Finals (2010, 2011, 2013)
 WNBA Championships: 0
 Eastern Conference Championships: 3 (2010, 2011, 2013)

A BOLD
NEW ERA

ATLANTA DREAM REBRAND 2020

Created by local designer David Tann of the Tantrum Agency, the Dream's new brand is bold and engaging, bringing together key elements of the legacy brand and evolving it to reflect the future of the franchise. A fresh new logo and color palette will accompany the Dream in their move to the Gateway Center Arena, along with a new court design and updated uniforms to be revealed in advance of the 2020 season.

Pantone 186
#e3173ePantone 447
#363a37

White

Pantone 422
#929799Pantone 279
#4891ce

Global Logo



Primary Icon

Shield
(Secondary)

ATL (Secondary)

The exciting new primary logo is composed of a combination of icons that relate directly to Atlanta and its history. The rising phoenix symbolizes the city's rise from the ashes of the Civil War to become a world city. The shooting star ties the Dream back to its roots and is prominent within the formal logo. Finally, the basketball represents the game we pour everything we have into each day. All of these elements, which come together in a badge, will create a commitment to a winning team in an unparalleled city.

"The Atlanta Dream's new brand reflects our strong heritage as a city and a team, while looking toward the future. Our team worked closely with David Tann to reflect the strength of diversity, talent and athleticism that that all Dream fans and the City of Atlanta can be proud to wear."

- Dream President and General Manager Chris Sienko

DREAM PUBLIC RELATIONS AND SOCIAL MEDIA

PR Manager Kelsey Bibik
 Phone: 404-920-2545(0) / 858-361-9855 (C)
 Email: Kelsey.Bibik@AtlantaDream.net
 Twitter: @kelseybibik
 Director of Digital Media & Marketing: Dan Goldberger
 Phone: 404-920-2544 (0) / 646-872-7568 (C)
 Email: Dan.Goldberger@AtlantaDream.net
 Twitter: @DanGoldberger
 Twitter @AtlantaDream
 Instagram atlantadream
 Facebook /AtlantaDream
 PR Twitter @ATLDreamPR

All media on both game days and practice days will be held via Zoom Webinars. More information at dreamatl.net/32cxe7g.

NOTES AND STORYLINES

2020 WNBA Season at IMG Academy

The league's 24th season will take place in Bradenton, Florida at IMG Academy, the Official Home of the 2020 WNBA season, and will include a 22-game schedule for each of its 12 teams. The Dream's regular season will run from July 26 to September 11, and will be followed by a standard-format Playoff series.

Laney Finding Her Place

After spending the first four years of her career with Indiana and Chicago, guard Betnijah Laney is finding her place with Atlanta. Originally brought in for her defensive mindset, she has proven herself to be a strong offensive player and has been a standout for the Dream throughout the season.

In her first game in red and gray, Laney started and put up a career-high 19 points with 3 assists and grabbed two defensive boards. She became the second Dream player to collect 30 points in a game this season, and most recently tallied her seventh double-digit outing of the season against Seattle (8/12).

With her career-high 35 points against Washington (8/19), she recorded her 10th double-figure outing of the season. Prior to coming to Atlanta, she had only scored in double digits on 10 occasions in four years.

Her 204 total points and 17.0 per game both rank 7th in the WNBA this season, while her 77 FGM and 154 FGA both rank 5th. Her 19 total steals so far ranks 6th in the league and her 1.6 steals per game ranks 8th.

Three Four Players Get 30

For the first time in franchise history, four different players have recorded 30-point outings in the same season, although the team set the record back at three. Monique Billings started it off with 30 points in the Dream's season opener against Dallas (7/26), Betnijah Laney tied her record with 30 points against New York (7/31), and Chennedy Carter helped set the record with 35 points against Seattle (8/6). Most recently, Courtney Williams became the fourth different player to do it with 30 points against Washington (8/19), following Laney's career-high 35-point performance.

C. Williams (30) and Laney (35) became only the second pair in franchise history to record 30+ points each in the same game. The last duo to do it was Angel McCoughtry and Izaine Castro Marques as they scored 32 points each against Connecticut on July 7, 2010. They are only the 9th duo of teammates to do so in WNBA history, with the most recent being Skylar Diggins-Smith and Odyssey Sims with Tulsa in 2014 (from Across the Timeline).

WNBA Messaging Around Actions with the Anthem

"We are standing united across the league during opening weekend to make a statement about how the anthem does not represent freedom, justice and liberty for all Americans. We will continue to protest in various forms."

Returning Players

Dream veteran center Elizabeth Williams and forward Monique Billings are the only returning players on Atlanta's roster this season. They are joined by 11 new players, three of which are rookies. Blake Dietrick played for the Dream in 2018 and returned for training camp in 2019, but was waived by Atlanta and picked up by Seattle for the 2019 season.

Only one other team* in WNBA history has returned two or fewer players from the previous season – Phoenix in 2017 (returned Diana Taurasi and Brittney Griner).

*Not including first-year expansion teams

Career Milestones

Achieved:

- Elizabeth Williams most recently hit 1,000 career rebounds on July 31st vs. New York, and 1,500 career points against Seattle (8/6).
- Courtney Williams reached 100 career steals with one against Dallas (8/8).
- Betnijah Laney reached both 500 career points and 500 attempted field goals on 8/12 against Seattle.

Upcoming:

- E. Williams needs 10 blocks to surpass Erika de Souza (281) as Atlanta's career blocks leader, and is 10 away from 300 career blocks.
- Shekinna Stricklen is 2 steals away from 200 and 9 made free throws away from reaching 250 in her career.

Elizabeth Williams

With Dream veteran Tiffany Hayes choosing to forego the 2020 season, Elizabeth Williams becomes the Dream's current active leader in nearly every statistical category with 1,481 points, 976 rebounds, 270 blocks, 145 games played and 4,362 minutes in a Dream uniform. She took over as the Dream's team captain this year in her fifth season with the team, and holds the secretary position on the WNBPA's Executive Committee.

In her first game of the season, Williams shot a perfect 7-of-7 from the field and 3-of-3 from the charity stripe, tying the franchise record for most field goals without a miss.

Most field goals, none missed, game

7 – Elizabeth Williams vs. Dallas, July 26, 2020

Aneika Henry, at Tulsa, June 29, 2012

6 – Erika de Souza, at Indiana, August 10, 2013

5 – Five times (last by Aneika Henry, vs. Connecticut, July 29, 2014)

Most blocked shots, career

281 – Erika de Souza

271 – Elizabeth Williams

185 – Angel McCoughtry

121 – Alison Bales

Highest average, blocked shots per game, career (minimum 75 games)

1.89 – Elizabeth Williams (271/145)

NOTES AND STORYLINES

- 1.45 – Erika de Souza (281/194)
- 1.42 – Alison Bales (121/85)
- 0.69 – Aneika Henry (102/70)
- 0.7 – Angel McCoughtry (185/285)

Highest average, offensive rebounds per game, career

- 2.9 – Elizabeth Williams (403/145)**
- 2.9 – Erika de Souza (572/234)
- 2.2 – Sancho Lyttle (517/234)
- 1.6 – Angel McCoughtry (459/285)

Opening Night

In the Dream's 105-95 season-opening win over Dallas, Atlanta showed off a fast new offensive pace to emerge as the top-scoring team through the first games. Monique Billings led all scorers over the weekend, finishing with 30 points and 13 rebounds for her second career double-double. All five starters for the Dream scored in double digits and combined for 100 points for the first time in franchise history and just the sixth time in WNBA history.

Occurrences of starters combining for 100+ points, WNBA:

7/6/2007	Phoenix Mercury	106
7/7/2007	Connecticut Sun	101
6/13/2009	Phoenix Mercury	103
7/24/2010	Phoenix Mercury	100
7/22/2014	Minnesota Lynx	104
7/26/2020	Atlanta Dream	100

It was the Dream's first 100-point scoring outing since August 9, 2018 (109 vs. Las Vegas).

Only five Dream games in franchise history have resulted in a combined score higher than the season opener's 200 points:

7/22/2014	Minnesota 112, Atlanta 108
7/7/2010	Atlanta 108, Connecticut 103
6/27/2008	Connecticut 109, Atlanta 101
8/7/2018	Atlanta 109, Las Vegas 100
8/11/2011	Phoenix 109, Atlanta 95
7/26/2020	Atlanta 105, Dallas 95

Hollywood

Chennedy Carter has proven herself to not only be one of the top rookies in the league this year, but one of the best players in the WNBA through the first six games. She now holds the franchise record for points scored by a rookie in a single game (35 vs. Seattle, 8/6) and became the youngest player in league history at 21 years and 266 days old to score 30+ points in a game.

Carter most recently set the franchise record for most points scored by a rookie with her 35-point outing against Seattle (8/6). She is just the fourth first-year player to score 25+ points in a game for Atlanta, and the third to score at least 30. It marked just the sixth time in Dream history that a player has recorded 30+ points and 7+ assists in a game (Betty Lenox – 1, Iziane Castro Marques – 1, Angel McCoughtry – 3).

The outing made her the first player in the WNBA to score 35+ points since Indiana's Kelsey Mitchell on September 8, 2019.

She is the first Dream rookie to score in double-figures in each of her first six games – a record she set back in her fourth game.

Lady Vols

Glory Johnson and Shekinna Stricklen will appear on the same roster for the first time in their professional careers this summer. The last time the duo played together was at the University of Tennessee, when they led the Lady Vols to back-to-back Elite Eight appearances and three-straight SEC Tournament Championships under legendary coach Pat Summitt. Stricklen and Johnson were selected second and fourth overall, respectively, in the 2012 WNBA Draft. Their first game together on the same professional roster was on July 31 against New York.

Connecticut South

Shekinna Stricklen and Courtney Williams, who helped Connecticut reach the WNBA Finals last season, are new to Atlanta but not to Nicki Collen, who spent 2015-17 as an assistant with the Sun. Last year, Stricklen ranked third in the league in made threes (76) and Williams was 20th in scoring (13.2 ppg). Dream guard Betnijah Laney and center Elizabeth Williams also spent a year each in Uncasville, with E. Williams being drafted by the Sun in 2015.

There are also three members of the Dream's front office staff that previously worked for the Sun – President and GM Chris Sienko, Director of Ticketing Annmarie Gengo, and Director of Game Operations Brennan Galloway.

Offseason Moves

Atlanta had the most active offseason of any team in the league this year, acquiring 10 new players through Free Agency, the Draft and trades prior to coming to Florida. The Dream traded for Courtney Williams from Connecticut and Kalani Brown from Los Angeles, along with a talented crop of Free Agents that included Glory Johnson and Shekinna Stricklen. "Dream fans should be blown away by their team's offseason. Buy stock now," – Matt Ellentuck, SB Nation.

Bluejay in Red

Jaylyn Agnew joined the Dream in late June this year after a standout career at Creighton. Drafted with the No. 24 overall pick in the 2020 WNBA Draft by the Washington Mystics, Agnew became the first Bluejay to be drafted into the league. The Mystics waived her on May 25, but she was picked up by the Dream on June 24. She became the first Creighton women's basketball player to check into a WNBA game on July 26, playing 10 minutes for Atlanta against Dallas.

The AAPF and the #SayHerName Campaign

Launched in December 2014 by the African American Policy Forum (AAPF) and Center for Intersectionality and Social Policy Studies (CISPS), the #SayHerName campaign brings awareness to the often invisible names and stories of Black women and girls who have

NOTES AND STORYLINES

been victimized by racist police violence, and provides support to their families.

Black women and girls as young as 7 and as old as 93 have been killed by the police, though we rarely hear their names. Knowing their names is a necessary but not a sufficient condition for lifting up their stories which in turn provides a much clearer view of the wide-ranging circumstances that make Black women's bodies disproportionately subject to police violence. To lift up their stories, and illuminate police violence against Black women, we need to know who they are, how they lived, and why they suffered at the hands of police.¹

Dream Draft Four in 2020 WNBA Draft

The Dream drafted four players in the 2020 WNBA Draft, headlined by guard Chennedy Carter out of Texas A&M with the No. 4 overall selection. Collen picked Texas Tech forward Brittany Brewer with the No. 17 overall selection (second round) – Carter and Brewer both signed contracts with the team for the 2020 season.

Collen also selected Oregon State guard Mikayla Pivec and Clemson forward Kobi Thornton with the No. 25 and 27 picks (third round), respectively.

A Bold New Era

Atlanta implemented a rebrand prior to the 2020 season, unveiling new logos and colors for the first time since its inaugural season (2008). The Dream also has new uniforms, a new mascot and had been slated for a new home – the Gateway Center Arena @ College Park. The new primary logo reflects a combination of icons related to Atlanta's history. Centered around a basketball, the rising phoenix symbolizes the city's rise from the ashes of the Civil War to become a world city, and a shooting star ties the Dream to its original roots.

Are We Done Talking About Breonna Taylor?

Of course not. On the day of this game, it will have been 161 days since she was murdered in her own apartment. The officers responsible for her death have not been arrested. Moving forward, players will have the option to keep her name on the back of their jerseys. Ten Dream players will still be wearing her name plate for the duration of the season.

Inspire Brands Teams Up with Dream for 2020 Season

Inspire Brands became the first-ever official jersey badge partner of the team this season. Beginning with the 2020 season, Inspire's brands will be featured on the upper-left shoulder of all editions of the Dream's jerseys, beginning with the Buffalo Wild Wings logo this year. Inspire is a multi-brand restaurant company whose portfolio includes more than 11,100 Arby's, Buffalo Wild Wings, SONIC Drive-In, Rusty Taco, and Jimmy John's locations worldwide.

¹ “#SayHerName Campaign,” The African American Policy Forum

SERIES RECORD

DATE	H/A	W/L	SCORE
5/25/08	H	L	56-74
9/11/08	A	W	83-72
8/23/09	H	L	87-91
9/1/09	A	W	84-79
5/30/10	A	W	101-82
6/27/10	H	W	89-81
7/28/11	H	W	89-80
8/16/11	A	W	84-79
6/15/12	H	W	92-59
7/8/12	A	L	63-69
7/17/13	A	L	73-77
9/2/13	H	W	92-82
6/3/14	H	W	93-85
8/8/15	A	L	77-80
7/16/15	A	W	76-72
9/8/15	H	W	90-60
6/30/16	A	L	75-84
7/17/16	H	W	91-74
9/6/16	A	W	86-81
5/27/17	H	W	75-73
6/30/17	H	L	76-85
9/1/17	A	L	81-56
6/12/18	A	L	72-64
7/24/18	A	W	81-71
8/9/18	H	W	79-73
7/14/19	H	L	76-71
7/23/19	H	L	78-66
9/3/19	A	L	70-60

OFFICIAL SCORER'S REPORT
FINAL BOX

Game Duration: 1:50
Attendance: 9889

OFFICIAL SCORER'S REPORT
FINAL BOX

Game Duration: 1:44
Attendance: 7047

Inactive: Sparks -
Inactive: Dream -
Points in the Paint: Sparks 32 (16/34), DREAM 28 (14/29) Biggest Lead: Sparks 12, DREAM 6
2nd Chance Points: Sparks 12 (3/9), DREAM 7 (1/7) Lead Changes: 21
Fast Break Points: Sparks 2 (1/3), DREAM 6 (2/5) Times Tied: 5
Technical fouls - Individual
Sparks (0): NONE
DREAM (1): Hayes 6:43 3rd
Technical fouls - Defensive Three Seconds
Sparks (1) : Ogwumike 4:25 2nd
DREAM (0) : NONE
Technical fouls - Delay
Sparks (1) : 9:21 4th
DREAM (0) : NONE

RECENT MEETINGS WITH SPARKS

SEPTEMBER 3, 2019

LOS ANGELES (AP) Candace Parker and Chiney Ogumike each had double-doubles and Los Angeles overcame a slow start to beat the last-place Atlanta Dream 70-60 on Tuesday night in a game that put the Sparks in position to earn a first-round bye in the playoffs.

Parker had 21 points and 11 rebounds, Ogumike 17 and 10. Ogumike started for her sister Nneka, who was out with an illness that sidelined her for the second half of the team's last game against Las Vegas.

Chelsea Gray added 15 points.

After trailing by 11 after one quarter, the Sparks rallied in the second quarter, took the lead in the third and held off Atlanta to move a full game ahead of fifth-place Chicago with two games to play.

The Sparks (20-12) have won 12 straight at home, where they play their last two games. Los Angeles coach Derek Fisher became the ninth WNBA head coach to get to 20 wins in their first season. The record is 29 by the Sparks' Michael Cooper in 2000.

Atlanta shot 55% in the first quarter to 33% for the Sparks but a 7-0 run helped Los Angeles take a brief lead before the Dream took a 35-34 lead into the break. It was 51-45 for the Sparks after three quarters. The teams combined to go 7 of 40 from 3-point range.

Alex Bentley, who did not score in the second half, and Elizabeth Williams each had 15 points for Atlanta (7-25). The Dream are having their worst season since their inaugural season of 2008 (four wins).

JULY 23, 2019

ATLANTA (AP) Nneka Ogumike had 24 points, nine rebounds and five assists, Tierra Ruffin-Pratt made six of Los Angeles' nine 3-pointers, and the Sparks closed on a 15-1 run to beat the Atlanta Dream 78-66 on Tuesday night.

Atlanta was just one for its first 17 from 3-point range until Tiffany Hayes sank one from the corner for a 65-63 lead with 3:14 to go. But Chelsea Gray answered at the other end with a 3-pointer and the Dream didn't score in the final 1:50.

Ruffin-Pratt finished with 23 points for Los Angeles (11-8). Chiney Ogumike had 15 points and 12 rebounds and Gray added 10 points with six assists.

Monique Billings scored a career-high 16 points for Atlanta (5-15), which has lost five straight games. Hayes returned after missing two games with a hamstring injury and scored 15 points.

Portland Trail Blazers guard Kent Bazemore, who spent five seasons with the Atlanta Hawks, sat courtside.

JULY 14, 2019

ATLANTA (AP) Riquna Williams scored 23 points, hitting five 3-pointers, and Nneka Ogumike added 17 points and 15 rebounds to help the Los Angeles Sparks beat the Atlanta Dream 76-71 in overtime on Sunday.

Kalani Brown, the No. 7 overall pick in April's draft, tied her season-high with 12 points and Chelsea Gray added 10 points and nine assists for Los Angeles.

Atlanta used a 9-2 run to close regulation and open the extra period to take a 67-64 lead with three minutes to play. Elizabeth Williams made 1 of 2 free throws to open the scoring in overtime and give the Dream their first lead since late in the first half before Tiffany Hayes made a short floater to cap the spurt. Williams made back-to-back 3-pointers to give the Sparks a three-point lead with 1:29 remaining and the Sparks led the rest of the way. Her steal with 31.3 seconds left, and Gray's pull-up jumper 20 seconds later, sealed it for Los Angeles.

Hayes led the Dream with 24 points, including a driving layup with a second left in regulation that forced OT. Alex Bentley scored 12 points and Monique Billings added nine points and a career-best 16 rebounds.

The Dream made just 2 of 19 (10.5%) from 3-point range.

The Sparks have won five of their last six games.

ATLANTA DREAM STATS

2020 Records In...

1-point games	0-1
2-3 point games	0-0
4-5 point games	0-0
6-7 point games	1-2
8-9 point games	0-0
10+ point games	1-7

Starting Lineup Records

Carter, Laney, E. Williams, Stricklen, Billings.....	2-6
Dietrick, C. Williams, E. Williams, Stricklen, Laney.....	0-2
Dietrick, C. Williams, E. Williams, Billings, Laney.....	0-2

Record When Starting...

Player	W-L	Pct.
Monique Billings.....	2-8	.200
Chennedy Carter.....	2-6	.250
Betnijah Laney.....	2-10	.167
Shekinna Stricklen.....	2-8	.200
Elizabeth Williams.....	2-10	.167
Blake Dietrick.....	0-4	.000
Courtney Williams.....	0-4	.000

2020 Double Digit Games

Player	Pts.	Reb.	Ast.	Dble-Dbls
Monique Billings	3	3	-	2
Kalani Brown	1	-	-	-
Chennedy Carter	8	-	-	-
Blake Dietrick	2	-	-	-
Betnijah Laney	10	-	-	-
Shekinna Stricklen	3	-	-	-
Courtney Williams	7	2	-	2
Elizabeth Williams	5	1	-	-

2020 Game Leaders

Led Atlanta In...	Pts.	Reb.	Ast.	Stl.	Blk.
Monique Billings	1	8	-	3	6
Brittany Brewer	-	-	-	1	1
Chennedy Carter	2	-	4	2	1
Blake Dietrick	-	-	4	2	-
Glory Johnson	-	1	-	3	4
Alexis Jones	-	-	-	1	-
Betnijah Laney	5	-	4	8	-
Shekinna Stricklen	1	-	-	-	1
Courtney Williams	2	5	3	2	-
Elizabeth Williams	1	-	1	5	4

2020 Records When...

Leading after the 1st Half.....	1-2
Tied after the 1st Half.....	0-0
Trailing after the 1st Half.....	1-8

Overtime.....	0-0
Double Overtime.....	0-0

Outrebounding opponent.....	2-4
Tied in rebounding.....	0-0
Being outrebounded.....	0-6

Shooting at least 50%.....	1-1
Shooting between 40-50%.....	0-7
Shooting under 40%.....	1-2

Opponent shoots at least 50%.....	0-5
Opponent shoots between 40-50%.....	1-4
Opponent shoots under 40%.....	1-1

Scoring 50-59 points.....	0-0
Scoring 60-69 points.....	0-2
Scoring 70-79 points.....	0-4
Scoring 80-89 points.....	1-2
Scoring 90-99 points.....	0-2
Scoring 100 points or more.....	1-0

Allowing 50-59 points.....	0-0
Allowing 60-69 points.....	0-0
Allowing 70-79 points.....	1-0
Allowing 80-89 points.....	0-2
Allowing 90-99 points.....	1-6
Allowing 100 points or more.....	0-2

Making more FTs.....	2-0
Same number of FTs.....	0-1
Making fewer FTs.....	0-9

Making more 3Ps.....	0-2
Same number of 3Ps.....	0-1
Making fewer 3Ps.....	2-7

Committing more TOs.....	1-6
Same number of TOs.....	1-0
Committing fewer TOs.....	0-4

2020 ATLANTA DREAM OVERALL STATISTICS

Player	G	GS	MPG	PPG	OREB	DREB	RPG	APG	SPG	BPG	FG%	3P%	FT%	TO	PF
Betnijah Laney	12	12	31.7	17.0	1.1	2.6	3.7	3.5	1.6	0.0	50.0	40.4	83.8	3.3	2.7
Chennedy Carter	8	8	25.5	17.0	0.4	2.0	2.4	3.9	0.9	0.4	44.9	42.1	88.9	3.4	3.8
Courtney Williams	10	4	27.5	13.1	2.5	4.6	7.1	3.4	0.3	0.1	39.3	23.5	60.0	2.0	2.0
Elizabeth Williams	12	12	28.7	11.3	1.8	3.2	5.0	1.8	0.8	1.1	58.2	0.0	72.5	1.3	2.4
Monique Billings	12	10	28.3	8.8	2.4	5.8	8.2	1.3	1.1	1.0	39.2	0.0	78.4	2.3	3.2
Shekinna Stricklen	12	10	21.9	6.7	0.2	1.5	1.7	0.6	0.2	0.1	33.3	34.5	100	0.7	2.2
Blake Dietrick	12	4	21.8	5.3	0.3	1.6	1.8	3.0	0.7	0.3	44.8	37.5	0.0	2.1	1.9
Kalani Brown	5	0	7.8	4.8	0.6	1.0	1.6	0.0	0.0	0.0	55.6	0.0	66.7	0.4	0.8
Alexis Jones	6	0	8.8	4.0	0.0	0.0	0.0	0.8	0.5	0.0	38.1	36.8	50.0	1.0	0.5
Glory Johnson	10	0	13.6	3.8	0.3	3.1	3.4	0.4	0.8	0.5	41.9	26.3	50.0	0.8	0.9
Jaylyn Agnew	10	0	6.8	1.5	0.0	0.5	0.5	0.3	0.0	0.0	26.7	23.1	80.0	0.5	0.6
Brittany Brewer	4	0	8.0	1.0	0.3	1.0	1.3	0.0	0.8	1.0	66.7	0.0	0.0	0.5	1.0

DREAM SCORING

Dream Scoring	High	Low
1st Quarter	27 (vs. Dallas - 7/26)	12 (at Phoenix - 8/15)
2nd Quarter	26 (vs. Dallas - 7/26)	14 [2 times]
3rd Quarter	24 (at Washington - 8/19)	15 (vs. Connecticut - 8/10)
4th Quarter	31 [2 times]	14 (vs. Chicago - 8/16)
1st Half	53 (vs. Dallas - 7/26)	28 (at Seattle - 8/10)
2nd Half	53 (vs. Seattle - 8/6)	30 (vs. Chicago - 8/16)
1OT		
2OT		

OPPONENT SCORING

Opponent Scoring	High	Low
1st Quarter	31 (vs. Seattle - 8/6)	15 (vs. Phoenix - 8/4)
2nd Quarter	30 (vs. Connecticut - 8/10)	17 (at Indiana - 8/2)
3rd Quarter	30 [2 times]	13 [2 times]
4th Quarter	32 (vs. Phoenix - 8/4)	12 (vs. Connecticut - 8/10)
1st Half	56 (vs. Connecticut - 8/10)	33 (vs. Phoenix - 8/4)
2nd Half	53 [3 times]	35 (vs. New York - 7/31)
1OT		
2OT		

2020 TEAM HIGHS AND LOWS

Dream Highs

Points	105	vs. Dallas - 7/26
Scoring Margin	+10	vs. Dallas - 7/26
Field Goals Made	38	at Washington - 8/19
Field Goals Att.	76	at Phoenix - 8/14
Field Goal Pct.	55.1	at Washington - 8/19
3-Point FGs Made	11	vs. Connecticut - 8/10
3-Point FGs Att.	29	at Seattle - 8/12
3-Point FG Pct.	61.1	vs. Connecticut - 8/10
Free Throws Made	30	vs. Dallas - 7/26
Free Throws Att.	34	vs. Dallas - 7/26
Free Throw Pct.	100	2 times
Offensive Rebounds	17	vs. New York - 7/31
Defensive Rebounds	30	3 times
Total Rebounds	43	vs. New York - 7/31
Assists	26	at Washington - 8/19
Steals	12	at Las Vegas - 7/29
Turnovers	23	vs. Phoenix - 8/4
Blocked Shots	8	at Phoenix - 8/14
Personal Fouls	25	vs. Phoenix - 8/4

Dream Lows

Points	63	at Seattle - 8/12
Scoring Margin	-37	at Seattle - 8/12
Field Goals Made	27	2 times
Field Goals Att.	62	2 times
Field Goal Pct.	36	at Seattle - 8/12
3-Point FGs Made	2	vs. Chicago - 8/16
3-Point FGs Att.	10	vs. New York - 7/31
3-Point FG Pct.	14.3	vs. Chicago - 8/16
Free Throws Made	1	at Seattle - 8/12
Free Throws Att.	1	at Seattle - 8/12
Free Throw Pct.	50	at Phoenix - 8/14
Offensive Rebounds	4	vs. Dallas - 7/26
Defensive Rebounds	18	2 times
Total Rebounds	25	at Las Vegas - 7/29
Assists	11	2 times
Steals	3	vs. Connecticut - 8/10
Turnovers	12	3 times
Blocked Shots	0	at Indiana - 8/2
Personal Fouls	12	at Seattle - 8/12

2020 OPPONENT HIGHS AND LOWS

Opponent Highs

Points	100	at Las Vegas - 7/29
Scoring Margin	+37	at Seattle - 8/12
Field Goals Made	38	at Las Vegas - 7/29
Field Goals Att.	78	vs. Dallas - 7/26
Field Goal Pct.	57.8	vs. Chicago - 8/16
3-Point FGs Made	18	at Seattle - 8/12
3-Point FGs Att.	34	at Washington - 8/19
3-Point FG Pct.	66.7	at Las Vegas - 7/29
Free Throws Made	25	vs. Seattle - 8/6
Free Throws Att.	27	vs. Seattle - 8/6
Free Throw Pct.	92.6	vs. Seattle - 8/6
Offensive Rebounds	15	vs. Connecticut - 8/10
Defensive Rebounds	33	at Las Vegas - 7/29
Total Rebounds	47	at Las Vegas - 7/29
Assists	31	at Seattle - 8/12
Steals	15	vs. Connecticut - 8/10
Turnovers	19	at Las Vegas - 7/29
Blocked Shots	11	vs. New York - 7/31
Personal Fouls	27	vs. Dallas - 7/26

Opponent Lows

Points	78	vs. New York - 7/31
Scoring Margin	-10	vs. Dallas - 7/26
Field Goals Made	28	vs. New York - 7/31
Field Goals Att.	62	at Seattle - 8/12
Field Goal Pct.	38.7	vs. Phoenix - 8/4
3-Point FGs Made	4	vs. Phoenix - 8/4
3-Point FGs Att.	9	at Las Vegas - 7/29
3-Point FG Pct.	20.0	vs. Phoenix - 8/4
Free Throws Made	11	2 times
Free Throws Att.	13	at Seattle - 8/12
Free Throw Pct.	60.0	vs. Connecticut - 8/10
Offensive Rebounds	2	at Seattle - 8/12
Defensive Rebounds	21	2 times
Total Rebounds	29	vs. Dallas - 7/26
Assists	13	vs. New York - 7/31
Steals	5	at Indiana - 8/2
Turnovers	8	vs. Connecticut - 8/10
Blocked Shots	0	at Washington - 8/19
Personal Fouls	11	at Seattle - 8/12

2020 GAME-BY-GAME COMPARISON

	TEAM	FG	FGA	FG%	3P	3PA	3P%	FT	FTA	FT%	OR	DR	TOT	A	PF	ST	TO	BS	PT
7/26	WINGS DREAM	34	78	43.6	13	28	46.4	14	20	70.0	8	21	29	17	27	11	13	1	95
		34	62	54.8	7	17	41.2	30	34	88.2	4	30	34	19	21	7	17	4	105
7/29	DREAM ACES	28	70	40.0	5	28	17.9	9	14	64.3	7	18	25	12	16	12	5	24	70
		38	71	53.5	6	9	66.7	18	26	69.2	14	33	47	16	19	11	1	14	100
7/31	LIBERTY DREAM	28	72	38.9	7	29	24.1	15	17	88.2	8	25	33	13	23	8	15	11	78
		28	75	37.3	3	10	30.0	25	31	80.6	17	26	43	11	20	8	15	2	84
8/2	DREAM FEVER	33	69	47.8	4	11	36.4	7	8	87.5	5	21	26	18	12	6	0	22	77
		34	66	51.5	8	20	40.0	17	21	81.0	9	23	32	26	15	5	5	13	93
8/4	MERCURY DREAM	29	75	38.7	4	20	20.0	19	22	86.4	10	23	33	19	10	7	2	18	81
		29	62	46.8	4	13	30.8	12	13	92.3	5	30	35	15	23	7	2	25	74
8/6	STORM DREAM	31	73	42.5	6	21	28.6	25	27	92.6	8	25	33	21	11	11	3	18	93
		31	68	45.6	10	27	37.0	20	20	100	7	30	37	12	17	7	5	22	92
8/8	DREAM WINGS	29	71	40.8	8	19	42.1	9	13	69.2	11	20	31	13	12	4	7	13	75
		31	67	46.3	10	25	40.0	13	15	86.7	10	29	39	17	13	9	4	15	85
8/10	SUN DREAM	36	77	46.8	9	24	37.5	12	20	60.0	15	21	36	19	8	15	6	15	93
		30	65	46.2	11	18	61.1	11	16	68.8	5	26	31	21	19	3	3	17	82
8/12	DREAM STORM	27	74	36.5	8	29	27.6	1	1	100	10	20	30	18	14	6	2	12	63
		35	62	56.5	18	30	60.0	12	13	92.3	2	32	34	31	12	6	3	11	100
8/14	DREAM MERCURY	32	76	42.1	8	20	40.0	8	16	50.0	12	23	35	22	12	5	8	18	80
		32	65	49.2	12	25	48.0	20	23	87.0	4	26	30	24	10	9	4	17	96
8/16	SKY DREAM	37	64	57.8	7	14	50.0	11	12	91.7	5	32	37	25	17	7	6	19	92
		27	68	39.7	2	14	14.3	11	18	61.1	8	18	26	11	16	6	2	13	67
8/19	DREAM MYSTICS	38	69	55.1	8	18	44.4	7	12	58.3	13	22	35	26	14	5	2	18	91
		35	70	50.0	12	34	35.3	16	20	80.0	9	19	28	27	11	7	0	17	98

2020 INDIVIDUAL HIGHS

Dream Highs			Opponent Highs		
Points			Points		
Chennedy Carter	vs. Seattle, 8/6	35	Breanna Stewart	vs. Seattle, 8/6	27
Betnijah Laney	at Washington, 8/21	35			
Minutes			Minutes		
Blake Dietrick	at Seattle, 8/12	40	Brittney Griner	vs. Phoenix, 8/4	36
			Kayla Thornton	at Dallas, 8/8	36
			Ariel Atkins	at Washington, 8/21	36
Field Goals Made			Field Goals Made		
Betnijah Laney	at Washington, 8/21	14	Alyssa Thomas	vs. Connecticut, 8/10	10
			Myisha Hines-Allen	at Washington, 8/21	10
Field Goals Attempted			Field Goals Attempted		
Betnijah Laney	at Washington, 8/21	24	Arike Ogunbowale	vs. Dallas, 7/26	21
3-Point Field Goals Made			3-Point Field Goals Made		
Shekinna Stricklen	vs. Connecticut, 8/10	6	Sami Whitcomb	at Seattle, 8/12	6
			Stella Johnson	at Washington, 8/21	6
3-Point Field Goals Attempted			3-Point Field Goals Attempted		
Blake Dietrick	at Seattle, 8/12	9	Sami Whitcomb	at Seattle, 8/12	9
			Stella Johnson	at Washington, 8/21	9
Free Throws Made			Free Throws Made		
Monique Billings	vs. Dallas, 7/26	10	Diana Taurasi	vs. Phoenix, 8/4	10
Chennedy Carter	vs. Seattle, 8/6	10			
Free Throws Attempted			Free Throws Attempted		
Monique Billings	vs. Dallas, 7/26	12	Breanna Stewart	vs. Seattle, 8/6	11
Elizabeth Williams	vs. New York, 7/31	12			
Rebounds			Rebounds		
Monique Billings	vs. New York, 7/31	15	Isabelle Harrison	vs. Dallas, 7/26	11
			A'ja Wilson	at Las Vegas, 7/29	11
Assists			Assists		
Chennedy Carter	vs. Dallas, 7/26	8	Jordin Canada	at Seattle, 8/12	10
			Emma Meesseman	at Washington, 8/21	10
Steals			Steals		
Betnijah Laney	at Indiana, 8/2	4	S. Walker-Kimbrough	at Phoenix, 8/14	5
Betnijah Laney	vs. Phoenix, 8/4	4			
Turnovers			Turnovers		
Betnijah Laney	vs. Dallas, 7/26	6	Layshia Clarendon	vs. New York, 7/31	6
Elizabeth Williams	vs. Phoenix, 8/4	6			
Chennedy Carter	vs. Seattle, 8/6	6			
Blocked Shots			Blocked Shots		
Brittany Brewer	at Las Vegas, 7/29	4	Brittney Griner	at Phoenix, 8/14	4
Elizabeth Williams	at Phoenix, 8/14	4			

2020 DREAM RECORD BY TEAM

Team	Home	Away	OVR (PCT.)	Team	Home	Away	OVR (PCT.)
Chicago (0-1)	0-1	0-0	0-1 (.000)	New York (1-0)	1-0	0-0	1-0 (1.000)
Connecticut (0-1)	0-1	0-0	0-1 (.000)	Phoenix (0-2)	0-1	0-1	0-2 (.000)
Dallas (1-1)	1-0	0-1	1-1 (.500)	Seattle (0-2)	0-1	0-1	0-2 (.000)
Indiana (0-1)	0-0	0-1	0-1 (.000)	Washington (0-1)	0-0	0-1	0-1 (.000)
Las Vegas (0-1)	0-0	0-1	0-1 (.000)				

2020 DREAM WIN-LOSS MARGIN

Margin	1	2	3	4	5	6	7	8	9	10	11	12	13	14	15	16	17	18	19	20+
Games Won By						1				1										
Games Lost By							2			1	2					2				3

2020 DREAM RECORD BY DAY

Day	Home	Away	OVR (PCT.)
Sunday	1-1	0-1	1-2 (.333)
Monday	0-1	0-0	0-1 (.000)
Tuesday	0-1	0-0	0-1 (.000)
Wednesday	0-0	0-3	0-3 (.000)
Thursday	0-1	0-0	0-1 (.000)
Friday	1-0	0-1	1-1 (.500)
Saturday	0-0	0-1	0-1 (.000)

2020 DREAM RECORD BY MONTH

Month	Home	Away	OVR (PCT.)
July	2-0	0-1	2-1 (.667)
August	0-4	0-5	0-9 (.000)

2020 MISC STATS

		Dream Bench Pts	Dream Largest Deficit	Dream Pts the Paint	Dream 2nd Chance Pts	Dream Fast Break Pts	Dream Pts off TO's	Opp Bench Pts	Opp Largest Deficit	Opp Pts in the Paint	Opp 2nd Chance Pts	Opp Fast Break Pts	Opp Pts off TO's
7/26	vs. Dallas	5	7	44	14	6	19	35	12	34	12	4	27
7/29	at Las Vegas	20	32	36	8	2	22	37	0	44	17	6	18
7/31	vs. New York	8	4	32	21	2	19	36	14	34	7	6	19
8/2	at Indiana	24	16	38	2	14	28	21	10	38	10	8	12
8/4	vs. Phoenix	14	9	40	2	4	14	19	9	44	10	6	30
8/6	vs. Seattle	16	17	30	5	4	14	19	7	34	13	12	15
8/8	at Dallas	20	10	34	12	6	15	14	7	26	10	14	13
8/10	vs. Connecticut	46	25	36	9	2	2	27	3	50	22	8	22
8/12	at Seattle	15	43	30	6	2	16	40	1	28	7	6	16
8/14	at Phoenix	31	25	36	18	4	10	35	2	26	9	4	9
8/16	vs. Chicago	15	25	32	2	8	26	43	8	50	10	2	16
8/19	at Washington	5	13	32	16	6	17	13	4	34	16	3	16



#5 JAYLYN AGNEW F • 5-11 • 152 • R • Creighton

2020 Highlights:

- » Scored her first WNBA points against Las Vegas (7/29), knocking down two free throws.
- » Went 2-2 from beyond the arc for her first made field goals of her career against Indiana (8/2).
- » Knocked down a three-pointer and two free throws against Phoenix (8/14), adding on her first three assists of her career.

AGNEW 2020 GAME-BY-GAME

Date	Opp	GS	MP	FGM-A	3PM-A	FTM-A	OREB	DREB	REB	AST	STL	BLK	TO	PF	PTS
7/26	DAL		10	0-0	0-0	0-0	0	0	0	0	0	0	2	1	0
7/29	LVA		13	0-5	0-5	2-2	0	2	2	0	0	0	0	1	2
7/31	NYL		1	0-0	0-0	0-0	0	0	0	0	0	0	1	0	0
8/2	IND		7	2-2	2-2	0-0	0	1	1	0	0	0	0	1	6
8/4	PHO			DID NOT PLAY											
8/6	SEA		2	0-0	0-0	0-0	0	0	0	0	0	0	0	0	0
8/8	DAL			DID NOT PLAY											
8/10	CON		9	1-2	0-1	0-1	0	1	1	0	0	0	0	0	2
8/12	SEA		9	0-2	0-2	0-0	0	0	0	0	0	0	2	1	0
8/14	PHO		10	1-4	1-3	2-2	0	1	1	3	0	0	0	1	5
8/16	CHI		3	0-0	0-0	0-0	0	0	0	0	0	0	0	1	0
8/19	WAS		3	0-0	0-0	0-0	0	0	0	0	0	0	0	0	0

SEASON/CAREER HIGHS

Points (2020)	6 (8/2)
Points (Career)	6 (8/2/20)
FG Made (2020)	2 (8/2)
FG Made (Career)	2 (8/2/20)
FG Attempted (2020)	5 (7/29)
FG Attempted (Career)	5 (7/29/20)
FT Made (2020)	2 (2 times)
FT Made (Career)	2 (2 times)
FT Attempted (2020)	2 (2 times)
FT Attempted (Career)	2 (2 times)
3PT FG Made (2020)	2 (8/2)
3PT FG Made (Career)	2 (8/2/20)
3PT FG Attempt. (2020)	5 (7/29)
3PT FG Att. (Career)	5 (7/29/20)
Off. Rebounds (2020)	NONE
Off. Rebounds (Career)	NONE
Def. Rebounds (2020)	2 (7/29)
Def. Rebounds (Career)	2 (7/29/20)
Total Rebounds (2020)	2 (7/29)
Total Rebounds (Career)	2 (7/29/20)
Assists (2020)	3 (8/14)
Assists (Career)	3 (8/14)
Blocks (2020)	NONE
Blocks (Career)	NONE
Steals (2020)	NONE
Steals (Career)	NONE
Minutes (2020)	13 (7/29)
Minutes (Career)	13 (7/29/20)
Double-Doubles (2020)	NONE
Double-Doubles (Career)	NONE

AGNEW CAREER

Season	Team	G	GS	MIN	FGM-A	3PM-A	FTM-A	OR	DR	TOT	AST	STL	BS	TO	PF	PTS
2020	ATL	10	0	68	4-15	3-13	4-5	0	5	5	3	0	0	5	6	15
Career		10	0	68	4-15	3-13	4-5	0	5	5	3	0	0	5	6	15



#25 MONIQUE BILLINGS F • 6-4 • 192 • 2 yrs • UCLA

2020 Highlights with Atlanta:

- » Started off the 2020 season with a career night against Dallas (7/26), leading the team with 30 points and 13 rebounds for her second career double-double. Her 30 points led all scorers in the league opening weekend. The last Dream player to register at least 30 points was Tiffany Hayes on August 10, 2019 at Indiana.
- » Led the team in both defensive and total rebounds in each of the first four games this season.
- » Saw her second double-digit effort of the season against Phoenix (8/14), scoring 12 points with five rebounds and two steals.
- » Earned her second double-double of the season and third of her career with 10 points and 12 rebounds against Washington (8/19).

BILLINGS 2020 GAME-BY-GAME

Date	Opp	GS	MP	FGM-A	3PM-A	FTM-A	OREB	DREB	REB	AST	STL	BLK	TO	PF	PTS
7/26	DAL	*	32	10 - 14	0 - 0	10 - 12	2	11	13	2	1	2	3	3	30
7/29	LVA	*	25	2 - 5	0 - 0	1 - 3	3	4	7	0	2	0	2	3	5
7/31	NYL	*	35	2 - 9	0 - 0	4 - 4	5	10	15	0	2	1	4	2	8
8/2	IND	*	30	2 - 10	0 - 0	0 - 0	2	6	8	0	1	0	2	3	4
8/4	PHO	*	22	1 - 2	0 - 0	0 - 0	0	5	5	2	0	1	3	4	2
8/6	SEA	*	27	3 - 6	0 - 0	0 - 0	1	4	5	1	1	1	3	6	6
8/8	DAL	*	27	1 - 8	0 - 0	3 - 4	1	6	7	2	0	2	0	4	5
8/10	CON	*	29	1 - 6	0 - 0	5 - 6	1	5	6	0	1	2	3	3	7
8/12	SEA		18	2 - 6	0 - 0	0 - 0	3	4	7	2	1	0	1	1	4
8/14	PHO		27	4 - 10	0 - 0	4 - 5	2	3	5	0	2	1	1	4	12
8/16	CHI	*	30	5 - 13	0 - 0	2 - 3	2	6	8	1	0	1	2	3	12
8/19	WAS	*	38	5 - 8	0 - 0	0 - 0	7	5	12	5	2	1	4	2	10

SEASON/CAREER HIGHS

Points [2020]	30 [7/26]
Points [Career]	30 [7/26/20]
FG Made [2020]	10 [7/26]
FG Made [Career]	10 [7/26/20]
FG Attempted [2020]	14 [7/26]
FG Attempted [Career]	14 [2 times]
FT Made [2020]	10 [7/26]
FT Made [Career]	10 [7/26/20]
FT Attempted [2020]	12 [7/26]
FT Attempted [Career]	12 [7/26/20]
3PT FG Made [2020]	NONE
3PT FG Made [Career]	NONE
3PT FG Attempt. [2020]	NONE
3PT FG Att. [Career]	NONE
Off. Rebounds [2020]	7 [8/19]
Off. Rebounds [Career]	9 [7/14/19]
Def. Rebounds [2020]	11 [7/26]
Def. Rebounds [Career]	12 [9/5/19]
Total Rebounds [2020]	15 [7/31]
Total Rebounds [Career]	16 [7/14/19]
Assists [2020]	5 [8/19]
Assists [Career]	5 [8/19/20]
Blocks [2020]	2 [3 times]
Blocks [Career]	3 [2 times]
Steals [2020]	2 [4 times]
Steals [Career]	2 [9 times]
Minutes [2020]	38 [8/19]
Minutes [Career]	38 [8/19/20]

BILLINGS CAREER

Season	Team	G	GS	MIN	FGM-A	3PM-A	FTM-A	OR	DR	TOT	AST	STL	BS	TO	PF	PTS
2018	ATL	32	0	353	41 - 93	0 - 0	24 - 32	37	51	88	12	14	1	14	37	106
2019	ATL	29	2	553	56 - 144	1 - 1	47 - 60	61	140	201	16	17	12	46	66	160
2020	ATL	12	10	339	38 - 97	0 - 0	29 - 37	29	69	98	15	13	12	28	38	105
Career		73	12	1245	135 - 334	1 - 1	100 - 129	127	260	387	43	44	25	87	141	371

Double-Doubles [2020]	2
Double-Doubles [Career]	3



#20 BRITTANY BREWER F · 6-5 · 182 · R · Texas Tech

2020 Highlights:

- » Checked in to her first pro game against Las Vegas (7/29) and blocked a team-high 4 shots in 17 minutes.
- » Pulled down her first offensive rebound and tallied four total boards against Connecticut (8/10).

BREWER 2020 GAME-BY-GAME

Date	Opp	GS	MP	FGM-A	3PM-A	FTM-A	OREB	DREB	REB	AST	STL	BLK	TO	PF	PTS
7/26	DAL														
7/29	LVA		17	1-1	0-0	0-0	0	1	1	0	2	4	2	3	2
7/31	NYL														
8/2	IND		3	0-0	0-0	0-0	0	0	0	0	0	0	0	0	0
8/4	PHO														
8/6	SEA														
8/8	DAL														
8/10	CON		7	1-2	0-0	0-0	1	3	4	0	0	0	0	1	2
8/12	SEA		4	0-0	0-0	0-0	0	0	0	0	1	0	0	0	0
8/14	PHO														
8/16	CHI														
8/19	WAS														

SEASON/CAREER HIGHS

Points [2020]	2 [2 times]
Points [Career]	2 [2 times]
FG Made [2020]	1 [7/29]
FG Made [Career]	1 [7/29/20]
FG Attempted [2020]	2 [8/10]
FG Attempted [Career]	2 [8/10/20]
FT Made [2020]	N/A
FT Made [Career]	N/A
FT Attempted [2020]	N/A
FT Attempted [Career]	N/A
3PT FG Made [2020]	N/A
3PT FG Made [Career]	N/A
3PT FG Attempt. [2020]	N/A
3PT FG Att. [Career]	N/A
Off. Rebounds [2020]	1 [8/10]
Off. Rebounds [Career]	1 [8/10/20]
Def. Rebounds [2020]	3 [8/10]
Def. Rebounds [Career]	3 [8/10/20]
Total Rebounds [2020]	4 [8/10]
Total Rebounds [Career]	4 [8/10/20]
Assists [2020]	N/A
Assists [Career]	N/A
Blocks [2020]	4 [7/29]
Blocks [Career]	4 [7/29/20]
Steals [2020]	2 [7/29]
Steals [Career]	2 [7/29/20]
Minutes [2020]	17 [7/29]
Minutes [Career]	17 [7/29/20]
Double-Doubles [2020]	NONE
Double-Doubles [Career]	NONE

BREWER CAREER

Season	Team	G	GS	MIN	FGM-A	3PM-A	FTM-A	OR	DR	TOT	AST	STL	BS	TO	PF	PTS
2020	ATL	4	0	32	2-3	0-0	0-0	1	4	5	0	3	4	2	4	4
Career		4	0	32	2-3	0-0	0-0	1	4	5	0	3	4	2	4	4



#22 HALANI BROWN C · 6-7 · 245 · 1 yr · Baylor

Kalani Brown – kuh-LAH-nee

2020 Highlights:

- » Checked in to her first game in a Dream uniform on August 10 against Connecticut, scoring a career-high 13 points on 5-9 shooting with 4 rebounds in 11 minutes of action.
- » Played a season-high 12 minutes against Phoenix (8/14) and pulled down two offensive boards.

BROWN 2020 GAME-BY-GAME

Date	Opp	GS	MP	FGM-A	3PM-A	FTM-A	OREB	DREB	REB	AST	STL	BLK	TO	PF	PTS
7/26	DAL														
7/29	LVA														
7/31	NYL														
8/2	IND														
8/4	PHO														
8/6	SEA														
8/8	DAL														
8/10	CON		11	5-9	0-0	3-3	1	3	4	0	0	0	1	2	13
8/12	SEA		8	2-2	0-0	0-0	0	2	2	0	0	0	0	0	4
8/14	PHO		12	2-4	0-0	0-0	2	0	2	0	0	0	1	1	4
8/16	CHI		4	1-3	0-0	1-3	0	0	0	0	0	0	0	0	3
8/19	WAS		4	0-0	0-0	0-0	0	0	0	0	0	0	0	1	0

SEASON/CAREER HIGHS

Points [2020]	13 [8/10]
Points [Career]	13 [8/10/20]
FG Made [2020]	5 [8/10]
FG Made [Career]	6 [7/14/19]
FG Attempted [2020]	9 [8/10]
FG Attempted [Career]	10 [2 times]
FT Made [2020]	3 [8/10]
FT Made [Career]	4 [2 times]
FT Attempted [2020]	3 [2 times]
FT Attempted [Career]	6 [8/22/19]
3PT FG Made [2020]	N/A
3PT FG Made [Career]	N/A
3PT FG Attempt. [2020]	N/A
3PT FG Att. [Career]	1 [9/8/19]
Off. Rebounds [2020]	2 [8/14]
Off. Rebounds [Career]	3 [4 times]
Def. Rebounds [2020]	3 [8/10]
Def. Rebounds [Career]	6 [7/14/19]
Total Rebounds [2020]	4 [8/10]
Total Rebounds [Career]	8 [7/14/19]
Assists [2020]	N/A
Assists [Career]	2 [2 times]
Blocks [2020]	N/A
Blocks [Career]	3 [6/30/19]
Steals [2020]	N/A
Steals [Career]	2 [9/8/19]
Minutes [2020]	11 [8/10]
Minutes [Career]	23 [6/27/19]
Double-Doubles [2020]	NONE
Double-Doubles [Career]	NONE

BROWN CAREER

Season	Team	G	GS	MIN	FGM-A	3PM-A	FTM-A	OR	DR	TOT	AST	STL	BS	TO	PF	PTS
2019	LAS	28	0	377	54-113	0-1	36-46	34	64	98	17	9	22	29	47	144
2020	ATL	5	0	39	10-18	0-0	4-6	3	5	8	0	0	0	2	4	24
Career		33	0	416	64-131	0-1	40-52	37	69	106	17	9	22	31	51	168



#3 CHENNEDY CARTER

G · 5-9 · 143 · R · Texas A&M

Chennedy Carter - Kennedy

2020 Highlights:

- » Has scored in double digits in all six games so far this season – is the first Dream rookie with 4+ consecutive games with double-digit points to start their career.
- » Started and put up 18 points with 8 assists and 5 defensive boards in her pro debut against Dallas (7/26).
- » Became just the fourth Dream rookie to score 25+ points in franchise history with 26 against Phoenix (8/4).
- » Set the record for most points scored by a Dream rookie with 35 points against Seattle (8/6).
- » Played just 3 minutes against Connecticut before leaving the game with an ankle injury.

CARTER 2020 GAME-BY-GAME

Date	Opp	GS	MP	FGM-A	3PM-A	FTM-A	OREB	DREB	REB	AST	STL	BLK	TO	PF	PTS
7/26	DAL	*	30	5-16	0-4	8-9	0	5	5	8	1	1	2	5	18
7/29	LVA	*	24	3-11	1-3	4-6	0	4	4	3	1	0	3	3	11
7/31	NYL	*	25	6-15	1-2	4-4	0	0	0	3	0	0	2	6	17
8/2	IND	*	21	7-11	0-0	1-1	1	1	2	2	0	0	5	5	15
8/4	PHO	*	33	11-21	1-3	3-3	0	1	1	4	2	1	5	3	26
8/6	SEA	*	36	11-17	3-4	10-10	0	3	3	7	2	1	6	5	35
8/8	DAL	*	32	5-14	2-3	2-3	2	2	4	3	1	0	4	3	14
8/10	CON	*	3	0-2	0-0	0-0	0	0	0	1	0	0	0	0	0
8/12	SEA														
8/14	PHO														
8/16	CHI														
8/19	WAS														

DID NOT PLAY
DID NOT PLAY
DID NOT PLAY
DID NOT PLAY

SEASON/CAREER HIGHS

Points [2020]	35 (8/6)
Points [Career]	35 (8/6/20)
FG Made [2020]	11 (2 times)
FG Made [Career]	11 (2 times)
FG Attempted [2020]	21 (8/4)
FG Attempted [Career]	21 (8/4/20)
FT Made [2020]	10 (8/6)
FT Made [Career]	10 (8/6/20)
FT Attempted [2020]	10 (8/6)
FT Attempted [Career]	10 (8/6/20)
3PT FG Made [2020]	3 (8/6)
3PT FG Made [Career]	3 (8/6/20)
3PT FG Attempt. [2020]	4 (2 times)
3PT FG Att. [Career]	4 (2 times)
Off. Rebounds [2020]	2 (8/8)
Off. Rebounds [Career]	2 (8/8/20)
Def. Rebounds [2020]	5 (7/26)
Def. Rebounds [Career]	5 (7/26/20)
Total Rebounds [2020]	5 (7/26)
Total Rebounds [Career]	5 (7/26/20)
Assists [2020]	8 (7/26)
Assists [Career]	8 (7/26/20)
Blocks [2020]	1 (3 times)
Blocks [Career]	1 (3 times)
Steals [2020]	2 (2 times)
Steals [Career]	2 (2 times)
Minutes [2020]	36 (8/6)
Minutes [Career]	36 (8/6/20)
Double-Doubles [2020]	NONE
Double-Doubles [Career]	NONE

CARTER CAREER

Season Team	G	GS	MIN	FGM-A	3PM-A	FTM-A	OR	DR	TOT	AST	STL	BS	TO	PF	PTS
2020 ATL	8	8	204	48-107	8-19	32-36	3	16	19	31	7	3	27	30	136
Career	8	8	204	48-107	8-19	32-36	3	16	19	31	7	3	27	30	136



#11 BLAKE DIETRICK G · 5-10 · 169 · 3 yrs · Princeton

Blake **Dietrick** - dee-TRICK

2020 Highlights:

- » Pulled down a career-high five rebounds (four defensive) in a career-best 27 minutes against Dallas (7/26)
- » Set a number of records against Las Vegas (7/29), scoring 13 points on six made field goals with 13 attempts – all career-high numbers.
- » Led the team with a career-high six assists against Connecticut (8/10).
- » Played all 40 minutes in her second career start, scoring a career-high 16 points against Seattle (8/12).

DIETRICK 2020 GAME-BY-GAME

Date	Opp	GS	MP	FGM-A	3PM-A	FTM-A	OREB	DREB	REB	AST	STL	BLK	TO	PF	PTS
7/26	DAL		27	2-3	1-1	0-0	0	4	4	5	1	0	3	3	5
7/29	LVA		27	6-13	1-8	0-0	0	2	2	4	1	0	3	4	13
7/31	NYL		12	0-1	0-0	0-0	0	1	1	0	0	0	1	1	0
8/2	IND		19	0-1	0-0	0-0	0	1	1	4	1	0	0	2	0
8/4	PHO		21	3-3	1-1	0-0	0	3	3	2	0	0	2	2	7
8/6	SEA		4	0-2	0-1	0-0	0	0	0	0	0	0	2	0	0
8/8	DAL		8	0-0	0-0	0-0	0	0	0	0	0	0	0	1	0
8/10	CON		24	1-4	0-1	0-0	0	2	2	6	0	0	3	2	2
8/12	SEA	*	40	6-12	4-9	0-0	2	3	5	4	1	0	3	1	16
8/14	PHO	*	30	4-8	3-6	0-0	0	2	2	7	1	3	3	3	11
8/16	CHI	*	30	3-9	1-4	0-0	1	1	2	2	3	0	3	4	7
8/19	WAS	*	20	1-2	1-1	0-0	0	0	0	2	0	0	2	0	3

SEASON/CAREER HIGHS

Points (2020)	16 (8/12)
Points (Career)	16 (8/12/20)
FG Made (2020)	6 (2 times)
FG Made (Career)	6 (2 times)
FG Attempted (2020)	13 (6/29)
FG Attempted (Career)	13 (6/29/20)
FT Made (2020)	N/A
FT Made (Career)	3 (6/27/18)
FT Attempted (2020)	N/A
FT Attempted (Career)	4 (7/12/19)
3PT FG Made (2020)	4 (8/12)
3PT FG Made (Career)	4 (8/12/20)
3PT FG Attempt. (2020)	9 (8/12)
3PT FG Att. (Career)	9 (8/12/20)
Off. Rebounds (2020)	2 (8/12)
Off. Rebounds (Career)	2 (8/12/20)
Def. Rebounds (2020)	4 (7/26)
Def. Rebounds (Career)	4 (7/26/20)
Total Rebounds (2020)	5 (8/12)
Total Rebounds (Career)	5 (8/12/20)
Assists (2020)	7 (8/14)
Assists (Career)	7 (8/14/20)
Blocks (2020)	3 (8/14)
Blocks (Career)	3 (8/14/20)
Steals (2020)	3 (8/16)
Steals (Career)	3 (8/16/20)
Minutes (2020)	40 (8/12)
Minutes (Career)	40 (8/12/20)
Double-Doubles (2020)	NONE
Double-Doubles (Career)	NONE

DIETRICK CAREER

Season	Team	G	GS	MIN	FGM-A	3PM-A	FTM-A	OR	DR	TOT	AST	STL	BS	TO	PF	PTS
2016	TOT	3	0	14	1-2	0-1	2-2	0	3	3	0	0	0	1	1	4
2018	ATL	26	0	186	12-35	9-23	4-6	2	12	14	11	7	0	12	21	37
2019	SEA	17	1	106	1-10	0-6	4-6	1	9	10	16	3	2	10	14	6
2020	ATL	12	4	261	26-58	12-32	0-0	3	19	22	36	8	3	25	23	64
Career		58	5	567	40-105	21-62	10-14	6	43	49	63	18	5	48	59	111



#0 GLORY JOHNSON F • 6-3 • 170 • 7 yrs • Tennessee

2020 Highlights:

- » Made her first appearance in a Dream jersey on July 31 against the Liberty, scoring two points with a rebound and a steal in 8 minutes of play.
- » Played a season-high 19 minutes against Phoenix (8/4), putting up 5 points with 5 rebounds.
- » Made her first three pointer of the season against Seattle (8/6), adding on 7 rebounds, 2 steals and 1 block.

JOHNSON 2020 GAME-BY-GAME

Date	Opp	GS	MP	FGM-A	3PM-A	FTM-A	OREB	DREB	REB	AST	STL	BLK	TO	PF	PTS
7/26	DAL														
7/29	LVA														
7/31	NYL	8		1-2	0-1	0-2	0	1	1	0	1	0	1	1	2
8/2	IND	7		0-0	0-0	0-0	0	0	0	0	0	0	0	0	0
8/4	PHO	19		2-3	0-1	1-2	0	5	5	0	1	0	1	3	5
8/6	SEA	20		1-4	1-3	0-0	1	6	7	1	2	1	0	3	3
8/8	DAL	17		2-4	2-3	0-0	1	6	7	0	1	3	0	1	6
8/10	CON	11		1-2	1-2	3-4	0	3	3	1	0	0	1	0	6
8/12	SEA	17		2-7	0-4	0-0	1	4	5	1	1	1	1	0	4
8/14	PHO	8		1-1	1-1	0-2	0	1	1	1	0	0	0	0	3
8/16	CHI	21		2-5	0-2	3-4	0	3	3	0	1	0	2	0	7
8/19	WAS	8		1-3	0-2	0-0	0	2	2	0	1	0	2	1	2

SEASON/CAREER HIGHS

Points [2020]	7 (8/16)
Points [Career]	32 (6/16/13)
FG Made [2020]	2 (4 times)
FG Made [Career]	12 (6/16/13)
FG Attempted [2020]	7 (8/12)
FG Attempted [Career]	12 (6/16/13)
FT Made [2020]	3 (2 times)
FT Made [Career]	14 (7/12/12)
FT Attempted [2020]	4 (2 times)
FT Attempted [Career]	15 (7/12/12)
3PT FG Made [2020]	2 (8/8)
3PT FG Made [Career]	6 (8/31/19)
3PT FG Attempt. [2020]	4 (8/12)
3PT FG Att. [Career]	11 (8/31/19)
Off. Rebounds [2020]	1 (3 times)
Off. Rebounds [Career]	12 (6/16/13)
Def. Rebounds [2020]	6 (2 times)
Def. Rebounds [Career]	13 (2 times)
Total Rebounds [2020]	7 (2 times)
Total Rebounds [Career]	22 (6/16/13)
Assists [2020]	1 (4 times)
Assists [Career]	5 (4 times)
Blocks [2020]	3 (8/8)
Blocks [Career]	3 (5 times)
Steals [2020]	2 (8/6)
Steals [Career]	5 (5 times)
Minutes [2020]	21 (8/16)
Minutes [Career]	42 (8/25/13)
Double-Doubles [2020]	N/A
Double-Doubles [Career]	NONE

JOHNSON CAREER

Season	Team	G	GS	MIN	FGM-A	3PM-A	FTM-A	OR	DR	TOT	AST	STL	BS	TO	PF	PTS
2012	TUL	34	28	958	131-272	0-0	130-192	95	137	232	38	73	20	71	103	392
2013	TUL	29	28	875	152-341	1-3	130-174	95	163	258	33	30	12	60	71	435
2014	TUL	33	33	1070	173-385	0-3	139-183	95	210	305	46	45	13	87	107	485
2016	DAL	18	6	502	72-163	4-14	55-73	48	113	161	23	17	11	26	39	203
2017	DAL	33	33	1022	187-403	21-67	98-128	79	221	300	53	41	13	73	97	493
2018	DAL	29	17	652	85-204	17-54	46-59	47	126	173	39	29	14	39	61	233
2019	DAL	28	19	676	78-214	35-103	14-24	27	117	144	39	39	18	28	45	205
2020	ATL	10	0	136	13-31	5-19	7-14	3	31	34	4	8	5	8	9	38
Career		214	164	5891	891-2013	83-263	619-847	489	1118	1607	275	282	106	392	532	2484



#7 ALEXIS JONES G · 5-9 · 167 · 3 yrs · Baylor

2020 Highlights:

- » Made her first appearance with the Dream on July 26 against Dallas.
- » Put up her first points in a Dream uniform, knocking down a three-pointer against Las Vegas [7/29] and picking up two steals.
- » Scored a season-high 9 points on 3-5 shooting from range with an assist and a steal against Connecticut [8/10].

JONES 2020 GAME-BY-GAME

Date	Opp	GS	MP	FGM-A	3PM-A	FTM-A	OREB	DREB	REB	AST	STL	BLK	TO	PF	PTS
7/26	DAL		2	0-1	0-1	0-0	0	0	0	0	0	0	0	0	0
7/29	LVA		20	1-7	1-7	0-0	0	0	0	0	1	2	3	0	3
7/31	NYL						DID NOT PLAY								
8/2	IND						DID NOT PLAY								
8/4	PHO						DID NOT PLAY								
8/6	SEA						DID NOT PLAY								
8/8	DAL						DID NOT PLAY								
8/10	CON		13	3-5	3-5	0-0	0	0	0	1	1	0	2	0	9
8/12	SEA		7	1-3	1-2	0-0	0	0	0	2	0	0	1	0	3
8/14	PHO		8	2-3	2-3	1-2	0	0	0	2	0	0	0	1	7
8/16	CHI		3	1-2	0-1	0-0	0	0	0	0	0	0	0	1	2
8/19	WAS						DID NOT PLAY								

SEASON/CAREER HIGHS

Points [2020]	9 [8/10]
Points [Career]	15 [8/20/19]
FG Made [2020]	3 [8/10]
FG Made [Career]	5 [8/20/19]
FG Attempted [2020]	7 [7/29]
FG Attempted [Career]	9 [4 times]
FT Made [2020]	1 [8/14]
FT Made [Career]	3 [2 times]
FT Attempted [2020]	2 [8/14]
FT Attempted [Career]	4 [2 times]
3PT FG Made [2020]	3 [8/10]
3PT FG Made [Career]	3 [4 times]
3PT FG Attempt. [2020]	7 [7/29]
3PT FG Att. [Career]	6 [3 times]
Off. Rebounds [2020]	N/A
Off. Rebounds [Career]	1 [11 times]
Def. Rebounds [2020]	N/A
Def. Rebounds [Career]	3 [6 times]
Total Rebounds [2020]	N/A
Total Rebounds [Career]	4 [2 times]
Assists [2020]	2 [2 times]
Assists [Career]	5 [9/1/17]
Blocks [2020]	N/A
Blocks [Career]	1 [6 times]
Steals [2020]	1 [2 times]
Steals [Career]	3 [8/18/17]
Minutes [2020]	20 [7/29]
Minutes [Career]	28 [6/3/18]
Double-Doubles [2020]	NONE
Double-Doubles [Career]	NONE

JONES CAREER

Season	Team	G	GS	MIN	FGM-A	3PM-A	FTM-A	OR	DR	TOT	AST	STL	BS	TO	PF	PTS
2017	MIN	29	0	211	26-76	11-29	12-14	4	18	22	23	8	0	21	23	75
2018	MIN	26	0	229	32-91	16-50	6-8	5	18	23	18	3	2	17	26	86
2019	LAS	20	1	243	28-70	11-33	12-15	2	20	22	36	6	4	27	29	79
2020	ATL	6	0	53	8-21	7-19	1-2	0	0	0	5	3	0	6	3	24
Career		81	1	736	94-258	45-131	31-39	11	56	67	82	20	6	71	81	264



#44 BETNIJAH LANEY

Betnijah Laney - buh-NAW-jah

2020 Highlights:

- » Started and set career high records with 19 points, 6 made field goals and 14 attempted field goals against Dallas (7/24). Led the Dream with two steals.
- » Topped her career high record with 30 points against New York (7/31), going 11-18 from the field on a career night that included highs in free throws made and attempted, offensive rebounds, defensive rebounds, total rebounds and steals.
- » Recorded her 5th double-figure game of the season and 4th straight with 20 points against Seattle (8/6), sinking a career-high 4 three pointers on 7 shots.
- » Put up a career-high 35 points against Washington (8/19), sinking 14 shots from the field and adding on 6 assists and 2 steals.

LANEY 2020 GAME-BY-GAME

Date	Opp	GS	MP	FGM-A	3PM-A	FTM-A	OREB	DREB	REB	AST	STL	BLK	TO	PF	PTS
7/26	DAL	*	34	6-14	2-4	5-6	0	2	2	3	2	0	6	4	19
7/29	LVA	*	30	4-9	0-2	0-0	1	3	4	4	1	0	2	3	8
7/31	NYL	*	35	11-18	2-2	6-7	3	5	8	2	3	0	3	5	30
8/2	IND	*	32	4-10	0-1	5-6	2	3	5	6	4	0	3	2	13
8/4	PHO	*	36	6-11	1-3	4-4	1	6	7	5	4	0	3	5	17
8/6	SEA	*	22	7-12	4-7	2-2	1	3	4	1	0	0	3	3	20
8/8	DAL	*	37	5-13	3-7	3-3	0	2	2	2	1	0	5	0	16
8/10	CON	*	26	1-5	1-1	0-0	1	1	2	5	1	0	4	3	3
8/12	SEA	*	28	7-14	2-6	1-1	1	0	1	3	1	0	1	2	17
8/14	PHO	*	29	7-13	1-5	1-2	1	0	1	1	0	0	4	1	16
8/16	CHI	*	34	5-11	0-2	0-0	1	2	3	4	0	0	3	1	10
8/19	WAS	*	37	14-24	3-7	4-6	1	4	5	6	2	0	3	3	35

SEASON/CAREER HIGHS

Points (2020)	35 (8/19)
Points (Career)	35 (8/19/20)
FG Made (2020)	14 (8/19)
FG Made (Career)	14 (8/19/20)
FG Attempted (2020)	24 (8/19)
FG Attempted (Career)	24 (8/19/20)
FT Made (2020)	6 (7/31)
FT Made (Career)	6 (7/31/20)
FT Attempted (2020)	7 (2 times)
FT Attempted (Career)	7 (2 times)
3PT FG Made (2020)	4 (8/6)
3PT FG Made (Career)	4 (8/6/20)
3PT FG Attempt. (2020)	7 (3 times)
3PT FG Att. (Career)	7 (3 times)
Off. Rebounds (2020)	3 (7/31)
Off. Rebounds (Career)	6 (6/13/19)
Def. Rebounds (2020)	6 (8/4)
Def. Rebounds (Career)	9 (7/10/19)
Total Rebounds (2020)	8 (7/31)
Total Rebounds (Career)	11 (6/13/19)
Assists (2020)	6 (2 times)
Assists (Career)	7 (9/8/19)
Blocks (2020)	NONE
Blocks (Career)	2 (6/19/15)
Steals (2020)	4 (2 times)
Steals (Career)	4 (4 times)
Minutes (2020)	37 (2 times)
Minutes (Career)	39 (6/13/19)
Double-Doubles (2020)	N/A
Double-Doubles (Career)	NONE

LANEY CAREER

Season	Team	G	GS	MIN	FGM-A	3PM-A	FTM-A	OR	DR	TOT	AST	STL	BS	TO	PF	PTS
2015	CHI	32	2	411	39-99	0-6	16-23	18	50	68	19	16	6	18	41	94
2016	CHI	8	1	42	2-12	0-1	4-4	1	4	5	1	1	0	2	6	8
2018	CON	29	0	271	33-70	1-9	10-11	20	30	50	21	11	0	16	20	77
2019	IND	34	27	878	77-213	20-66	18-31	32	111	143	59	48	4	49	55	192
2020	ATL	12	12	380	77-154	19-47	31-37	13	31	44	42	19	0	40	32	204
Career		115	42	1982	228-548	40-129	79-106	84	226	310	142	95	10	125	154	575



#40 SHEKINNA STRICKLEN F • 6-2 • 230 • 8 yrs • Tennessee

Shekinna Stricklen – sheh-KEE-nuh

2020 Highlights:

- » Made her Dream debut against Dallas on July 26, starting and knocking down 16 points with four made three-pointers.
- » Scored in double digits against Las Vegas (7/29) with 10 points.
- » Pulled down 4 boards with 2 assists and 2 steals against New York (7/31)
- » Shot a season-high 8 three-pointers against Seattle (8/6).
- » Knocked down 6 three's in the first half against Connecticut (8/10), just one off the WNBA record of 7 three's in one half (Kelsey Mitchell, 2019).

STRICKLEN 2020 GAME-BY-GAME

Date	Opp	GS	MP	FGM-A	3PM-A	FTM-A	OREB	DREB	REB	AST	STL	BLK	TO	PF	PTS
7/26	DAL	*	25	4-7	4-7	4-4	0	1	1	0	0	0	0	2	16
7/29	LVA	*	17	4-5	2-3	0-0	0	1	1	0	0	0	1	4	10
7/31	NYL	*	31	3-13	0-5	0-0	1	3	4	2	2	0	1	2	6
8/2	IND	*	24	2-7	2-6	0-0	0	0	0	0	0	0	1	3	6
8/4	PHO	*	22	3-8	1-4	0-0	0	3	3	0	0	0	0	2	7
8/6	SEA	*	27	2-8	2-8	0-0	0	2	2	1	0	0	0	2	6
8/8	DAL	*	21	2-6	1-5	0-0	0	2	2	0	0	0	1	1	5
8/10	CON	*	21	6-10	6-8	0-0	0	1	1	0	0	0	2	1	18
8/12	SEA	*	15	0-6	0-4	0-0	0	1	1	1	0	0	1	2	0
8/14	PHO	*	20	0-6	0-1	0-0	0	2	2	3	0	0	0	3	0
8/16	CHI		17	1-3	1-3	0-0	0	0	0	0	0	0	1	1	3
8/19	WAS		23	1-5	1-4	0-0	1	2	3	0	0	1	0	3	3

SEASON/CAREER HIGHS

Points (2020)	18 (8/10)
Points (Career)	26 (9/12/13)
FG Made (2020)	6 (8/10)
FG Made (Career)	10 (2 times)
FG Attempted (2020)	13 (7/31)
FG Attempted (Career)	17 (8/4/13)
FT Made (2020)	4 (7/26)
FT Made (Career)	6 (8/9/15)
FT Attempted (2020)	4 (7/26)
FT Attempted (Career)	6 (3 times)
3PT FG Made (2020)	6 (8/10)
3PT FG Made (Career)	8 (7/22/18)
3PT FG Attempt. (2020)	8 (2 times)
3PT FG Att. (Career)	13 (8/16/19)
Off. Rebounds (2020)	1 (7/31)
Off. Rebounds (Career)	4 (3 times)
Def. Rebounds (2020)	3 (2 times)
Def. Rebounds (Career)	8 (3 times)
Total Rebounds (2020)	4 (7/31)
Total Rebounds (Career)	11 (7/13/12)
Assists (2020)	3 (8/14)
Assists (Career)	6 (7/30/19)
Blocks (2020)	1 (8/19)
Blocks (Career)	3 (8/9/13)
Steals (2020)	2 (7/31)
Steals (Career)	5 (8/8/17)
Minutes (2020)	31 (7/31)
Minutes (Career)	37 (2 times)
Double-Doubles (2020)	N/A
Double-Doubles (Career)	1 (7/13/12)

STRICKLEN CAREER

Season Team	G	GS	MIN	FGM-A	3PM-A	FTM-A	OR	DR	TOT	AST	STL	BS	TO	PF	PTS
2012 SEA	34	3	784	100-253	37-117	36-52	28	119	147	40	24	8	35	70	273
2013 SEA	34	21	797	131-319	54-157	25-39	28	68	96	28	25	13	40	54	341
2014 SEA	33	10	578	86-200	47-122	19-26	9	60	69	23	20	3	27	65	238
2015 CON	34	0	599	95-231	51-142	22-28	25	38	63	22	19	8	20	46	263
2016 CON	28	0	306	38-104	27-77	9-14	9	29	38	15	12	2	3	20	112
2017 CON	34	29	926	95-232	71-173	32-37	17	90	107	37	42	4	29	56	293
2018 CON	34	30	639	77-179	58-135	12-14	9	68	77	16	20	4	19	46	224
2019 CON	34	34	804	104-255	76-199	22-27	9	56	65	39	34	7	28	79	306
2020 ATL	12	10	263	28-84	20-58	4-4	2	18	20	7	2	1	8	26	80
Career	277	137	5697	754-1857	441-1180	181-241	136	546	682	227	198	50	209	462	2130



#10 COURTNEY WILLIAMS

G · 5-8 · 133 · 4 yrs · South Florida

2020 Highlights:

- » Made her first appearance in a Dream jersey on July 31 against New York, putting up 6 points with 4 rebounds and 2 assists in 16 minutes of play.
- » Recorded first double-double of the season with 13 points and 10 rebounds against Seattle (8/6).
- » Made her first start with the Dream against Seattle (8/12), scoring 12 points with a team-high 7 rebounds.
- » Scored 30 points against Washington (8/19) on 13 made field goals in a season-high 37 minutes. It marked just the second 30-point outing of her career.

C. WILLIAMS 2020 GAME-BY-GAME

Date	Opp	GS	MP	FGM-A	3PM-A	FTM-A	OREB	DREB	REB	AST	STL	BLK	TO	PF	PTS
7/26	DAL														
7/29	LVA														
7/31	NYL		16	2-10	0-0	2-2	2	2	4	2	0	0	2	1	6
8/2	IND		23	9-18	0-2	0-0	0	3	3	4	0	0	1	2	18
8/4	PHO		20	1-8	0-1	0-0	4	5	9	2	0	0	3	1	2
8/6	SEA		29	4-13	0-4	5-5	3	7	10	1	0	0	1	2	13
8/8	DAL		25	7-15	0-1	0-1	1	2	3	3	1	0	1	1	14
8/10	CON		24	6-10	0-0	0-0	1	6	7	4	0	1	3	3	12
8/12	SEA	*	31	4-17	1-2	0-0	3	4	7	3	0	0	3	2	9
8/14	PHO	*	35	6-19	0-1	0-2	6	8	14	4	1	0	2	2	12
8/16	CHI	*	33	7-18	0-2	1-3	3	3	6	4	1	0	2	2	15
8/19	WAS	*	37	13-22	3-4	1-2	2	6	8	7	0	0	2	4	30

SEASON/CAREER HIGHS

Points (2020)	30 (8/19)
Points (Career)	34 (6/13/18)
FG Made (2020)	13 (8/19)
FG Made (Career)	15 (6/13/18)
FG Attempted (2020)	22 (8/19)
FG Attempted (Career)	29 (6/13/18)
FT Made (2020)	5 (8/6)
FT Made (Career)	5 (2 times)
FT Attempted (2020)	5 (8/6)
FT Attempted (Career)	6 (6/14/17)
3PT FG Made (2020)	3 (8/19)
3PT FG Made (Career)	6 (9/29/19)
3PT FG Attempt. (2020)	4 (2 times)
3PT FG Att. (Career)	10 (6/13/18)
Off. Rebounds (2020)	6 (8/14)
Off. Rebounds (Career)	6 (8/14/20)
Def. Rebounds (2020)	8 (8/14)
Def. Rebounds (Career)	10 (7/14/18)
Total Rebounds (2020)	14 (8/14)
Total Rebounds (Career)	14 (8/14/20)
Assists (2020)	7 (8/19)
Assists (Career)	9 (9/6/19)
Blocks (2020)	1 (8/10)
Blocks (Career)	2 (2 times)
Steals (2020)	1 (3 times)
Steals (Career)	6 (8/16/19)
Minutes (2020)	37 (8/19)
Minutes (Career)	41 (9/6/19)

C. WILLIAMS CAREER

Season	Team	G	GS	MIN	FGM-A	3PM-A	FTM-A	OR	DR	TOT	AST	STL	BS	TO	PF	PTS
2016	TOT	25	0	351	68-166	8-27	12-21	28	48	76	30	12	3	21	30	156
2017	CON	34	28	884	185-390	12-37	36-41	45	97	142	71	19	8	48	55	418
2018	CON	30	29	812	171-375	20-53	17-25	46	132	178	90	23	2	54	47	379
2019	CON	34	34	988	187-430	16-35	60-75	48	141	189	129	46	13	56	47	450
2020	ATL	10	4	275	59-150	4-17	9-15	25	46	71	34	3	1	20	20	131
Career		133	95	3310	670-1511	60-169	134-177	192	464	657	354	103	27	199	199	1534

Double-Doubles (2020)	2
Double-Doubles (Career)	7



#1 ELIZABETH WILLIAMS C-F • 6-3 • 192 • 5 yrs • Duke

2020 Highlights:

- » Shot a perfect 7-for-7 from the field in the Dream's season opener against Dallas (7/26), tying the franchise record (last by Aneika Henry, at Tulsa, June 29, 2012).
- » Led the team with 16 points against Las Vegas (7/29), knocking down 7 of 14 shots and picking up 3 steals and 4 rebounds.
- » Recorded her 6th double-figure outing of the season with 10 points against Phoenix (8/14).

E. WILLIAMS 2020 GAME-BY-GAME

Date	Opp	GS	MP	FGM-A	3PM-A	FTM-A	OREB	DREB	REB	AST	STL	BLK	TO	PF	PTS
7/26	DAL	*	34	7-7	0-0	3-3	2	5	7	1	1	1	0	2	17
7/29	LVA	*	27	7-14	0-0	2-3	3	1	4	1	3	1	0	2	16
7/31	NYL	*	36	3-7	0-0	9-12	6	4	10	2	0	1	0	2	15
8/2	IND	*	33	7-10	0-0	1-1	0	6	6	2	0	0	0	4	15
8/4	PHO	*	26	2-6	0-0	4-4	0	2	2	0	0	0	6	5	8
8/6	SEA	*	33	3-6	0-0	3-3	1	5	6	0	2	2	2	1	9
8/8	DAL	*	33	7-11	0-0	1-2	6	0	6	3	0	2	1	2	15
8/10	CON	*	23	4-8	0-0	0-2	0	1	1	3	0	0	0	2	8
8/12	SEA	*	23	3-5	0-0	0-0	0	2	2	2	1	1	1	3	6
8/14	PHO	*	22	5-8	0-0	0-1	1	6	7	1	1	4	1	2	10
8/16	CHI	*	25	2-4	0-0	4-5	1	3	4	0	1	1	3	0	8
8/19	WAS	*	30	3-5	0-0	2-4	2	3	5	6	0	0	1	4	8

SEASON/CAREER HIGHS

Points (2020)	17 (7/26)
Points (Career)	22 (8/7/18)
FG Made (2020)	7 (2 times)
FG Made (Career)	11 (8/7/18)
FG Attempted (2020)	7 (3 times)
FG Attempted (Career)	16 (4 times)
FT Made (2020)	9 (7/31)
FT Made (Career)	7 (2 times)
FT Attempted (2020)	12 (7/31)
FT Attempted (Career)	10 (2 times)
3PT FG Made (2020)	N/A
3PT FG Made (Career)	N/A
3PT FG Attempt. (2020)	N/A
3PT FG Att. (Career)	1 (2 times)
Off. Rebounds (2020)	6 (2 times)
Off. Rebounds (Career)	8 (8/8/17)
Def. Rebounds (2020)	6 (2 times)
Def. Rebounds (Career)	13 (8/26/17)
Total Rebounds (2020)	10 (7/31)
Total Rebounds (Career)	16 (9/11/16)
Assists (2020)	6 (8/19)
Assists (Career)	6 (2 times)
Blocks (2020)	4 (8/14)
Blocks (Career)	8 (9/5/19)
Steals (2020)	3 (7/29)
Steals (Career)	4 (7/9/17)
Minutes (2020)	36 (7/31)
Minutes (Career)	45 (6/22/16)
Double-Doubles (2020)	1 (7/31)
Double-Doubles (Career)	12

E WILLIAMS CAREER

Season	Team	G	GS	MIN	FGM-A	3PM-A	FTM-A	OR	DR	TOT	AST	STL	BS	TO	PF	PTS
2015	CON	21	0	246	28-53	0-0	14-25	22	46	68	8	6	19	11	20	70
2016	ATL	34	34	1179	157-355	0-1	92-133	106	170	276	42	26	79	42	105	406
2017	ATL	34	34	1069	149-307	0-1	54-82	107	139	246	46	36	67	46	81	352
2018	ATL	33	32	885	121-221	0-0	58-103	71	119	190	46	26	59	41	88	300
2019	ATL	32	32	909	107-235	0-0	82-112	99	109	208	37	24	53	41	71	296
2020	ATL	12	12	344	53-91	0-0	29-40	22	38	60	21	9	13	15	29	135
Career		166	144	4632	615-1262	0-2	329-495	427	621	1048	200	127	290	196	394	1559

2020 ATLANTA DREAM SPOTTERS GUIDE


WITH TWITTER HANDLES



0
Glory Johnson
F · 6-3 · 170
@MISSVOL25



1
Elizabeth Williams
C-F · 6-3 · 192
@E_Williams_1




3
Chennedy Carter
G · 5-9 · 143
@ChennedyCarter



5
Jaylyn Agnew
F · 5-11 · 149
@jaylyn_agnew



7
Alexis Jones
G · 5-9 · 167
@Lextoo_shifty



10
Courtney Williams
G · 5-8 · 133
@CourtMWilliams



11
Blake Dietrick
G · 5-10 · 169



20
Brittany Brewer
F · 6-5 · 182
@lilbrewsie




22
Kalani Brown
C · 6-7 · 245
@kalanibrown21



25
Monique Billings
F · 6-4 · 192
@moniquebillings



40
Shekinna Stricklen
F · 6-2 · 230
@strick40



44
Betnijah Laney
G-F · 6-0 · 166
@BetnijahLaney



Nicki Collen
Head Coach
@NickiCollen



Mike Petersen
Assistant Coach



Darius Taylor
Assistant Coach
@DariusTaylor



Natalie Trotter
Athletic Trainer



Kyra Vidas
Director of Operations