



# ATLANTA DREAM BASKETBALL

## 2020 GAME NOTES



### 2020 REGULAR SEASON SCHEDULE

Date	Opponent	Time/Result	TV
July 26	Dallas	W, 105-95	CBSSN
Wed. July 29	at Las Vegas	L, 70-100	CBSSN
Fri. July 31	New York	W, 84-78	NBATV
Sun. Aug 2	at Indiana	L, 77-93	NBATV
Tue. Aug 4	Phoenix	L, 74-81	ESPN2
Thurs. Aug 6	Seattle	L, 92-93	ESPN2
Sat. Aug 8	at Dallas	L, 75-85	ESPN2
Mon. Aug 10	Connecticut	L, 82-93	FSS
Wed. Aug 12	at Seattle	L, 63-100	Twitter
Fri. Aug 14	at Phoenix	L, 80-96	FSSE
Sun. Aug 16	Chicago	L, 67-92	FSSE
Wed. Aug 19	at Washington	L, 91-98	CBSSN
Fri. Aug 21	Los Angeles	L, 85-93	FSSE/Twitter
Sun. Aug 23	at Minnesota	W, 78-75	Twitter/FB
Wed. Aug 26	Washington	Postponed	ESPN2
Fri. Aug 28	Minnesota	L, 79-88	FSSE
★ Sun. Aug 30	at Los Angeles	8:00 p.m.	FSSE/FB
Tue. Sept 1	Indiana	8:00 p.m.	FSS/FB
Thu. Sept 3	at New York	6:30 p.m.	CBSSN
Sat. Sept 5	Las Vegas	6:00 p.m.	FSSE/FB
Wed. Sept 9	at Chicago	8:00 p.m.	CBSSN
Fri. Sept 11	at Connecticut	7:00 p.m.	FSSE/FB
Sun. Sept 13	Washington	5:00 p.m.	FB

All times EST

FSS = FOX Sports South  
FSSE = FOX Sports Southeast  
CBSSN = CBS Sports Network  
FB = Facebook

### WNBA Standings

(games through August 28)

#1	Seattle Storm	12-3
#2	Las Vegas Aces	11-3
#3	Los Angeles Sparks	11-3
#4	Minnesota Lynx	10-4
#5	Chicago Sky	10-5
#6	Phoenix Mercury	8-7
#7	Connecticut Sun	6-9
#8	Indiana Fever	5-9
#9	Dallas Wings	5-10
#10	Washington Mystics	4-10
#11	Atlanta Dream	3-12
#12	New York Liberty	2-12



### ATLANTA DREAM at LOS ANGELES SPARKS

Sunday, August 30 · 8:00 p.m. ET  
IMG Academy · Bradenton, Fla.  
Game 16 · Fox Sports Southeast/Facebook



### PROBABLE STARTERS

<b>F</b>	<b>#25 MONIQUE BILLINGS</b>	<b>6-4   192   UCLA</b>
2020: Started off the season with a career night against DAL (7/26), leading the team with 30 points and 13 rebounds for her second career double-double ... Second double-digit effort of the season earned against PHO (8/14) - 12 points with 5 rebounds and 2 steals ... Six double-digit scoring outings in 2020.		
<b>F</b>	<b>#44 BETNIJAH LANEY</b>	<b>6-0   166   Rutgers</b>
2020: Has started in all 15 games ... Set career high records in first game with ATL with 19 points, 6 made field goals and 14 attempted field goals against Dallas (7/24) ... 35 points on 14 FGM against Washington set career-high record and tied team season scoring record ... Four 20+ scoring outings in 2020.		
<b>C</b>	<b>#1 ELIZABETH WILLIAMS</b>	<b>6-3   192   Duke</b>
2020: Has started in all 15 games ... Shot a perfect 7-for-7 from the field in the Dream's season opener against DAL (7/26), tying franchise record ... led the team with 16 points against Las Vegas (7/29) ... Double-double against NYL (7/31) - 15 pts, 10 reb ... Hit 1,000 career rebounds on July 31 ... 13 <sup>th</sup> career double-double against MIN (8/28) - 12 pts, 10 reb.		
<b>G</b>	<b>#10 COURTNEY WILLIAMS</b>	<b>5-8   133   South Florida</b>
2020: Made her first appearance in a Dream jersey on July 31 against NYL ... Led the team with 18 points in 23 minutes against IND (8/2) ... Recorded first double-double of the season with 13 points and 10 rebounds against SEA (8/6) ... First 30-point outing of the season and second of her career against WAS (8/19).		
<b>G</b>	<b>#3 CHENNEDY CARTER</b>	<b>5-9   143   Texas A&amp;M</b>
2020: Started in the first eight games before an ankle injury sidelined her on August 10 ... Through her first seven games averaged 19.4 points and 4.3 assists ... Youngest WNBA player in history to score 30+ points in a game ... Led all rookies in points, points per game, FG made, FG attempted, FT made and FT attempted prior to injury.		

### 2020 RECORDS

2020	Record	Home	Road	OT
Overall	3-12	2-6	1-6	0-1
Eastern	2-5	2-2	0-3	-
Western	1-7	0-4	1-3	0-1

### TRANSACTIONS AND INJURIES

#### RECENT TRANSACTIONS:

Granted Emergency Hardship Waiver, Signed Erica McCall (7/12)  
Waived Erica McCall (7/30)  
Waived Alexis Jones (8/23)  
Signed Kaela Davis to 7-day contract (8/24)

#### INJURIES:

None

## 2020 ATLANTA DREAM ROSTER

#	Player	Pos	Ht	Wt	DOB	Exp	From	Twitter
5	Jaylyn Agnew	F	5-11	149	July 21, 1997	R	Creighton/USA	@jaylyn_agnew
25	Monique Billings	F	6-4	192	May 2, 1996	2	UCLA/USA	@moniquebillings
20	Brittany Brewer	F	6-5	182	November 6, 1997	R	Texas Tech/USA	@ilbrewsie
22	Kalani Brown	C	6-7	245	March 21, 1997	1	Baylor/USA	@kalanibrown21
3	Chennedy Carter	G	5-9	143	November 14, 1998	R	Texas A&M/USA	@ChennedyCarter
33	Kaela Davis	F-G	6-2	170	March 15, 1995	3	South Carolina/USA	N/A
11	Blake Dietrick	G	5-10	169	July 19, 1993	3	Princeton/USA	N/A
0	Glory Johnson	F	6-3	170	July 27, 1990	7	Tennessee/USA	@MISSVOL25
44	Betnijah Laney	G	6-0	166	October 29, 1993	4	Rutgers/USA	@BetnijahLaney
40	Shekinna Stricklen	F	6-2	230	July 30, 1990	8	Tennessee/USA	@strick40
10	Courtney Williams	G	5-8	133	May 11, 1994	4	South Florida/USA	@CourtMWilliams
1	Elizabeth Williams	C-F	6-3	192	June 23, 1993	5	Duke/USA	@E_Williams_1

**Head Coach** – Nicki Collen (Third season, Marquette)

**Assistant Coach** – Mike Peterson (Third season, Northwest Christian)

**Assistant Coach** – Darius Taylor (Third season, Michigan)

**Athletic Trainer** – Natalie Trotter (First season, Valdosta State/Troy)

**Strength and Conditioning Coach** – Jamal Baptiste (First season, Lincoln University/Cal U)

**Video Coordinator & Scouting Director** – Sydney Durrah (First season, Maryland)

**Director of Operations** – Kyra Vidas (Second season, Lake Forest College)

## PRONUNCIATION GUIDE

**Kalani** Brown – kuh-LAH-nee

**Chennedy** Carter – KEN-eh-dee

Blake **Dietrick** – dee-TRICK

**Betnijah** Laney – buh-NAW-jah

**Shekinna** Stricklen – sheh-KEE-nuh

## How The Team Was Built

Through the Draft:	Monique Billings, 15 <sup>th</sup> overall pick, 2018 Chennedy Carter, 4 <sup>th</sup> overall pick, 2020 Brittany Brewer, 17 <sup>th</sup> overall pick, 2020
Via Trade:	Elizabeth Williams from Connecticut, 2015 Kalani Brown from Las Vegas, 2020 Courtney Williams from Connecticut, 2020
Via Free Agency:	Glory Johnson, 2/13/2020 Shekinna Stricklen, 2/16/2020 Blake Dietrick, 2/24/2020 Jaylyn Agnew, 6/24/2020 Betnijah Laney, 6/24/2020 Kaela Davis, 8/24/2020

## QUICK FACTS

## GENERAL

Full Name: ..... Atlanta Dream  
 Location: ..... Atlanta, Ga.  
 Inaugural Season: ..... 2008  
 Colors: ..... Red, Gray, Blue  
 Owners: ..... Mary Brock & Kelly Loeffler  
 ..... Dream Too, LLC  
 President/GM: ..... Chris Sienko  
 Twitter: ..... @csienko11  
 TV: ..... ESPN2/CBS Sports Network/FOX Sports South/Twitter

## COACHING STAFF

Head Coach: ..... Nicki Collen  
 Years with Dream: ..... Third season  
 Twitter: ..... @NickiCollen  
 Career Record: ..... 34-48  
 Record with Dream: ..... 34-48  
 Alma Mater: ..... Marquette  
 Assistant Coach: ..... Darius Taylor (Michigan)  
 Assistant Coach: ..... Mike Petersen (Northwest Christian)  
 Head Athletic Trainer: ..... Natalie Trotter (Valdosta State)  
 Coordinator of Basketball Ops: ..... Kyra Vidas (Lake Forest College)  
 Dir of Scouting & Video Production: ..... Sydney Durrah (Maryland)

## TEAM INFORMATION

2019 Record: ..... 8-26  
 2019 Home Record: ..... 5-12  
 2019 Road Record: ..... 3-14  
 2019 vs Eastern Conference: ..... 3-13


## DREAM HISTORY

First Year: ..... 2008 (13<sup>th</sup> Season)  
 Regular Season Record: ..... 167-218  
 Regular Season Home Record: ..... 96-86  
 Regular Season Road Record: ..... 63-130  
 Playoff Record: ..... 15-19 (9 Appearances)  
 Best Finish: ..... WNBA Finals (2010, 2011, 2013)  
 WNBA Championships: ..... 0  
 Eastern Conference Championships: ..... 3 (2010, 2011, 2013)

A BOLD  
NEW ERA

ATLANTA DREAM REBRAND 2020

Created by local designer David Tann of the Tantrum Agency, the Dream's new brand is bold and engaging, bringing together key elements of the legacy brand and evolving it to reflect the future of the franchise. A fresh new logo and color palette will accompany the Dream in their move to the Gateway Center Arena, along with a new court design and updated uniforms to be revealed in advance of the 2020 season.

Pantone 186  
#e3173ePantone 447  
#363a37

White

Pantone 422  
#929799Pantone 279  
#4891ce

Global Logo



Primary Icon

Shield  
(Secondary)

ATL (Secondary)

The exciting new primary logo is composed of a combination of icons that relate directly to Atlanta and its history. The rising phoenix symbolizes the city's rise from the ashes of the Civil War to become a world city. The shooting star ties the Dream back to its roots and is prominent within the formal logo. Finally, the basketball represents the game we pour everything we have into each day. All of these elements, which come together in a badge, will create a commitment to a winning team in an unparalleled city.

"The Atlanta Dream's new brand reflects our strong heritage as a city and a team, while looking toward the future. Our team worked closely with David Tann to reflect the strength of diversity, talent and athleticism that that all Dream fans and the City of Atlanta can be proud to wear."

- Dream President and General Manager Chris Sienko

## DREAM PUBLIC RELATIONS AND SOCIAL MEDIA

PR Manager ..... Kelsey Bibik  
 Phone: ..... 404-920-2545(0) / 858-361-9855 (C)  
 Email: ..... Kelsey.Bibik@AtlantaDream.net  
 Twitter: ..... @kelseybibik  
 Director of Digital Media & Marketing: ..... Dan Goldberger  
 Phone: ..... 404-920-2544 (0) / 646-872-7568 (C)  
 Email: ..... Dan.Goldberger@AtlantaDream.net  
 Twitter: ..... @DanGoldberger  
 Twitter ..... @AtlantaDream  
 Instagram ..... atlantadream  
 Facebook ..... /AtlantaDream  
 PR Twitter ..... @ATLDreamPR

All media on both game days and practice days will be held via Zoom Webinars. More information at [dreamatl.net/32cxe7g](https://dreamatl.net/32cxe7g).

## NOTES AND STORYLINES

**2020 WNBA Season at IMG Academy**

The league's 24<sup>th</sup> season will take place in Bradenton, Florida at IMG Academy, the Official Home of the 2020 WNBA season, and will include a 22-game schedule for each of its 12 teams. The Dream's regular season will run from July 26 to September 11, and will be followed by a standard-format Playoff series.

**WNBA Players Boycott Games**

All three WNBA games initially scheduled to be played Wednesday night [8/26] were postponed after players collectively decided to sit out. The Dream and Mystics were set to tip off at 7 p.m. ET. The Sparks and Lynx were set to play at 8 p.m. ET. The Sun and Mercury were initially scheduled to play at 10 p.m. ET. Players from all four teams met prior to the scheduled tip-off time for the Dream-Mystics and came to the decision that they would not play. Games scheduled for Thursday night [8/27] were also postponed.

**Three Four Players Get 30**

For the first time in franchise history, four different players have recorded 30-point outings in the same season, although the team set the record back at three. Monique Billings started it off with 30 points in the Dream's season opener against Dallas [7/26], Betnijah Laney tied her record with 30 points against New York [7/31], and Chennedy Carter helped set the record with 35 points against Seattle [8/6]. Most recently, Courtney Williams became the fourth different player to do it with 30 points against Washington [8/19], following Laney's career-high 35-point performance.

C. Williams [30] and Laney [35] became only the second pair in franchise history to record 30+ points each in the same game. The last duo to do it was Angel McCoughtry and Izaine Castro Marques as they scored 32 points each against Connecticut on July 7, 2010. They are only the 9<sup>th</sup> duo of teammates to do so in WNBA history, with the most recent being Skylar Diggins-Smith and Odyssey Sims with Tulsa in 2014 [from Across the Timeline].

**WNBA Messaging Around Actions with the Anthem**

"We are standing united across the league during opening week-end to make a statement about how the anthem does not represent freedom, justice and liberty for all Americans. We will continue to protest in various forms."

**Returning Players**

Dream veteran center Elizabeth Williams and forward Monique Billings are the only returning players on Atlanta's roster this season. They are joined by 11 new players, three of which are rookies. Blake Dietrick played for the Dream in 2018 and returned for training camp in 2019, but was waived by Atlanta and picked up by Seattle for the 2019 season.

Only one other team\* in WNBA history has returned two or fewer players from the previous season – Phoenix in 2017 (returned Diana Taurasi and Brittney Griner).

\*Not including first-year expansion teams

**Career Milestones**

Achieved:

- Elizabeth Williams reached 1,000 career rebounds on July 31<sup>st</sup> vs. New York, and 1,500 career points against Seattle [8/6].
- Courtney Williams reached 100 career steals with one against Dallas [8/8].
- Betnijah Laney reached both 500 career points and 500 attempted field goals on 8/12 against Seattle.
- Glory Johnson reached 2,500 career points on 8/21 against Los Angeles.
- Shekinna Stricklen reached 200 career steals on 8/21 against Los Angeles.

Upcoming:

- E. Williams needs 8 blocks to surpass Erika de Souza (281) as Atlanta's career blocks leader, and is 8 away from 300 career blocks.
- Shekinna Stricklen is 6 made free throws away from reaching 250 in her career.

**Elizabeth Williams**

With Dream veteran Tiffany Hayes choosing to forego the 2020 season, Elizabeth Williams becomes the Dream's current active leader in nearly every statistical category with 1,503 points, 989 rebounds, 273 blocks, 147 games played and 4,458 minutes in a Dream uniform. She took over as the Dream's team captain this year in her fifth season with the team, and holds the secretary position on the WNBPA's Executive Committee.

In her first game of the season, Williams shot a perfect 7-of-7 from the field and 3-of-3 from the charity stripe, tying the franchise record for most field goals without a miss.

Most field goals, none missed, game

**7 – Elizabeth Williams vs. Dallas, July 26, 2020**

Aneika Henry, at Tulsa, June 29, 2012

6 – Erika de Souza, at Indiana, August 10, 2013

5 – Five times (last by Aneika Henry, vs. Connecticut, July 29, 2014)

Most blocked shots, career

281 – Erika de Souza

**276 – Elizabeth Williams**

185 – Angel McCoughtry

121 – Alison Bales

Highest average, blocked shots per game, career  
(minimum 75 games)

**1.86 – Elizabeth Williams [276/148]**

1.45 – Erika de Souza [281/194]

1.42 – Alison Bales [121/85]

0.69 – Aneika Henry [102/70]

0.7 – Angel McCoughtry [185/285]

Highest average, offensive rebounds per game, career

2.9 – Erika de Souza [572/234]

**2.8 – Elizabeth Williams [411/148]**

2.2 – Sancho Lyttle [517/234]

1.6 – Angel McCoughtry [459/285]



## NOTES AND STORYLINES

**Opening Night**

In the Dream's 105–95 season-opening win over Dallas, Atlanta showed off a fast new offensive pace to emerge as the top-scoring team through the first games. Monique Billings led all scorers over the weekend, finishing with 30 points and 13 rebounds for her second career double-double. All five starters for the Dream scored in double digits and combined for 100 points for the first time in franchise history and just the sixth time in WNBA history.

Occurrences of starters combining for 100+ points, WNBA:

7/6/2007	Phoenix Mercury	106
7/7/2007	Connecticut Sun	101
6/13/2009	Phoenix Mercury	103
7/24/2010	Phoenix Mercury	100
7/22/2014	Minnesota Lynx	104
<b>7/26/2020</b>	<b>Atlanta Dream</b>	<b>100</b>

It was the Dream's first 100-point scoring outing since August 9, 2018 (109 vs. Las Vegas).

Only five Dream games in franchise history have resulted in a combined score higher than the season opener's 200 points:

7/22/2014	Minnesota 112, Atlanta 108
7/7/2010	Atlanta 108, Connecticut 103
6/27/2008	Connecticut 109, Atlanta 101
8/7/2018	Atlanta 109, Las Vegas 100
8/11/2011	Phoenix 109, Atlanta 95
<b>7/26/2020</b>	<b>Atlanta 105, Dallas 95</b>

**Hollywood**

Chennedy Carter has proven herself to not only be one of the top rookies in the league this year, but one of the best players in the WNBA through the first six games. She now holds the franchise record for points scored by a rookie in a single game (35 vs. Seattle, 8/6) and became the youngest player in league history at 21 years and 266 days old to score 30+ points in a game.

Carter most recently set the franchise record for most points scored by a rookie with her 35-point outing against Seattle (8/6). She is just the fourth first-year player to score 25+ points in a game for Atlanta, and the third to score at least 30. It marked just the sixth time in Dream history that a player has recorded 30+ points and 7+ assists in a game (Betty Lenox – 1, Iziane Castro Marques – 1, Angel McCoughtry – 3).

The outing made her the first player in the WNBA to score 35+ points since Indiana's Kelsey Mitchell on September 8, 2019.

She is the first Dream rookie to score in double-figures in each of her first six games – a record she set back in her fourth game.

**Lady Vols**

Glory Johnson and Shekinna Stricklen will appear on the same roster for the first time in their professional careers this summer. The last time the duo played together was at the University of Tennessee, when they led the Lady Vols to back-to-back Elite Eight

appearances and three-straight SEC Tournament Championships under legendary coach Pat Summitt. Stricklen and Johnson were selected second and fourth overall, respectively, in the 2012 WNBA Draft. Their first game together on the same professional roster was on July 31 against New York.

Johnson and Stricklen saw their most productive game together against Los Angeles (8/21), combining for 39 points, 8 rebounds and 4 steals.

**Connecticut South**

Shekinna Stricklen and Courtney Williams, who helped Connecticut reach the WNBA Finals last season, are new to Atlanta but not to Nicki Collen, who spent 2015–17 as an assistant with the Sun. Last year, Stricklen ranked third in the league in made threes (76) and Williams was 20th in scoring (13.2 ppg). Dream guard Betnijah Laney and center Elizabeth Williams also spent a year each in Uncasville, with E. Williams being drafted by the Sun in 2015.

**Offseason Moves**

Atlanta had the most active offseason of any team in the league this year, acquiring 10 new players through Free Agency, the Draft and trades prior to coming to Florida. The Dream traded for Courtney Williams from Connecticut and Kalani Brown from Los Angeles, along with a talented crop of Free Agents that included Glory Johnson and Shekinna Stricklen. "Dream fans should be blown away by their team's offseason. Buy stock now," – Matt Ellentuck, SB Nation.

**Bluejay in Red**

Jaylyn Agnew joined the Dream in late June this year after a stand-out career at Creighton. Drafted with the No. 24 overall pick in the 2020 WNBA Draft by the Washington Mystics, Agnew became the first Bluejay to be drafted into the league. The Mystics waived her on May 25, but she was picked up by the Dream on June 24. She became the first Creighton women's basketball player to check into a WNBA game on July 26, playing 10 minutes for Atlanta against Dallas.

**The AAPF and the #SayHerName Campaign**

Launched in December 2014 by the African American Policy Forum (AAPF) and Center for Intersectionality and Social Policy Studies (CISPS), the #SayHerName campaign brings awareness to the often invisible names and stories of Black women and girls who have been victimized by racist police violence, and provides support to their families.

Black women and girls as young as 7 and as old as 93 have been killed by the police, though we rarely hear their names. Knowing their names is a necessary but not a sufficient condition for lifting up their stories which in turn provides a much clearer view of the wide-ranging circumstances that make Black women's bodies disproportionately subject to police violence. To lift up their stories, and illuminate police violence against Black women, we need to know who they are, how they lived, and why they suffered at the hands of police.<sup>1</sup>

## NOTES AND STORYLINES

### Dream Draft Four in 2020 WNBA Draft

The Dream drafted four players in the 2020 WNBA Draft, headlined by guard Chennedy Carter out of Texas A&M with the No. 4 overall selection. Collen picked Texas Tech forward Brittany Brewer with the No. 17 overall selection [second round] – Carter and Brewer both signed contracts with the team for the 2020 season.

Collen also selected Oregon State guard Mikayla Pivec and Clemson forward Kobi Thornton with the No. 25 and 27 picks [third round], respectively.

### A Bold New Era

Atlanta implemented a rebrand prior to the 2020 season, unveiling new logos and colors for the first time since its inaugural season (2008). The Dream also has new uniforms, a new mascot and had been slated for a new home – the Gateway Center Arena @ College Park. The new primary logo reflects a combination of icons related to Atlanta's history. Centered around a basketball, the rising phoenix symbolizes the city's rise from the ashes of the Civil War to become a world city, and a shooting star ties the Dream to its original roots.

### Are We Done Talking About Breonna Taylor?

Of course not. On the day of this game, it will have been 170 days since she was murdered in her own apartment. The officers responsible for her death have not been arrested. Moving forward, players will have the option to keep her name on the back of their jerseys. Ten Dream players will still be wearing her name plate for the duration of the season.

### Inspire Brands Teams Up with Dream for 2020 Season

Inspire Brands became the first-ever official jersey badge partner of the team this season. Beginning with the 2020 season, Inspire's brands will be featured on the upper-left shoulder of all editions of the Dream's jerseys, beginning with the Buffalo Wild Wings logo this year. Inspire is a multi-brand restaurant company whose portfolio includes more than 11,100 Arby's, Buffalo Wild Wings, SONIC Drive-In, Rusty Taco, and Jimmy John's locations worldwide.

# M.I.P.

	PPG	RPG	APG	SPG	Double-Digit Performances	
					Points	Assists
2015-19 Combined:	3.6	2.6	1.0	0.7	10	0
<b>2020:</b>	<b>17.1</b>	<b>4.0</b>	<b>4.5</b>	<b>1.6</b>	<b>13</b>	<b>2</b>

After spending the first four years of her career with Indiana and Chicago, guard **Betnijah Laney** is finding her place with Atlanta. Originally brought in for her defensive mindset, she has proven herself to be a strong offensive player and has been a standout for the Dream throughout the season. Laney often credits her success this season to

In her first game in red and gray, Laney started and put up a career-high 19 points with 3 assists and grabbed two defensive boards.

She put up the first 30-point outing of her career against New York (7/31), becoming the second Dream player to collect 30 points in a game this season. So far, four different players have tallied 30-point games [Carter, C. Williams, Billings twice], for the first time in franchise history.

With her career-high 35 points against Washington (8/19), she recorded her 10<sup>th</sup> double-figure outing of the season. Prior to coming to Atlanta, she had only scored in double digits on 10 occasions in four years.

Laney is now the first Dream player to record multiple (2) 30-point outings in a season since Angel McCoughtry had three in 2017.



“It feels good to be recognized for everything that I’m doing. It’s the opportunity that I’ve been given.”

– Betnijah Laney after her 17-point outing vs. Phoenix

She recorded back-to-back double-doubles against Los Angeles (8/21) and Minnesota (8/23). In those two games she averaged 15.5 points, 10.5 assists, 6 rebounds and 1.5 steals.

She led the team with 22 points and five assists against Minnesota (8/28) for her 13<sup>th</sup> double-figure outing of the season and fourth 20+ point performance.

Stat	Number	League Rank	Rank Among Team
Points	257	6	1
Points/Game	17.1	8	1
FG Made	98	4	1
FG Attempted	198	5	1
Steals	24	9	1
Steals/Game	1.6	11	1
Assists	68	5	1
Assists/Game	4.5	7	1

Laney is averaging 7.1 points (6<sup>th</sup>) and 1.9 assists (4<sup>th</sup>) per 36 minutes – making her the only player in the league to rank in the top ten in both categories.

## SERIES RECORD

Overall.....	ATL leads, 16-13
at Atlanta .....	ATL leads, 9-6
at Los Angeles.....	ATL leads, 7-6
Current Streak .....	LAS, W4
at Atlanta .....	LAS, W3
at Los Angeles.....	LAS, W1
Largest Atlanta Win .....	33 [6/15/12]
Largest Los Angeles Win .....	18 [5/25/08]

DATE	H/A	W/L	SCORE
5/25/08	H	L	56-74
9/11/08	A	W	83-72
8/23/09	H	L	87-91
9/1/09	A	W	84-79
5/30/10	A	W	101-82
6/27/10	H	W	89-81
7/28/11	H/A	W	89-80
8/16/11	A	W	84-79
6/15/12	H	W	92-59
7/8/12	A	L	63-69
7/17/13	A	L	73-77
9/2/13	H	W	92-82
6/3/14	H	W	93-85
8/8/15	A	L	77-80
7/16/15	A	W	76-72
9/8/15	H	W	90-60
6/30/16	A	L	75-84
7/17/16	H	W	91-74
9/6/16	A	W	86-81
5/27/17	H	W	75-73
6/30/17	H	L	76-85
9/1/17	A	L	81-56
6/12/18	A	L	72-64
7/24/18	A	W	81-71
8/9/18	H	W	79-73
7/14/19	H	L	76-71 (OT)
7/23/19	H	L	78-66
9/3/19	A	L	70-60
8/21/20	H	L	93-85 (OT)

**OFFICIAL SCORER'S REPORT**  
**FINAL BOX**

Friday, August 21, 2020 WNBA Court 1, Bradenton, FL  
Officials: #42 Roy Gulbeyan, #2 Tiffany Bird, #10 Ashley Gilpin

Game Duration: 2:28  
Attendance: Not Yet Counted

**VISITOR: Los Angeles Sparks (9-3)**

	POS	MIN	FG	FGA	3P	3PA	FT	FTA	OR	DR	TOT	A	PF	ST	TO	BS	+/-	PTS
15 Brittney Sykes	F	33:15	4	9	2	4	2	0	2	2	2	4	5	2	2	1	8	12
30 Nneka Ogumike	F	39:15	2	5	0	0	10	12	2	2	4	2	5	2	2	0	14	14
3 Candace Parker	C	38:17	6	9	0	1	5	6	2	7	9	5	2	2	6	1	6	17
24 Sydney Wiese	G	27:59	5	11	4	5	1	2	2	4	6	1	0	4	3	0	-9	15
12 Chelsea Gray	G	39:06	7	17	2	4	4	4	1	4	5	3	4	1	1	0	16	20
4 Te'a Cooper		12:31	0	2	0	1	3	4	0	1	1	3	0	1	4	0	-6	3
10 Tierra Ruffin-Pratt		24:59	0	2	0	1	0	0	0	6	6	1	2	1	2	0	10	0
33 Seimone Augustus		20:16	2	4	0	0	0	0	0	1	1	2	1	1	0	0	6	4
2 Riquna Williams		05:45	2	3	0	1	0	0	0	0	0	0	1	0	1	0	3	4
31 Kristine Anigwe		03:50	2	4	0	0	0	0	0	1	1	0	2	0	0	0	5	4
21 Marie Göllich		04:47	0	1	0	1	0	0	0	1	1	0	2	0	0	0	-13	0
1 Reshanda Gray		DNP	Coach's decision															
		250:00	30	67	8	18	25	30	7	29	36	21	24	14	21	2	8	93
			44.8%			44.4%	83.3%			TM	REB: 8				TOT TO: 21	(28 PTS)		

**HOME: ATLANTA DREAM (2-11)**

	POS	MIN	FG	FGA	3P	3PA	FT	FTA	OR	DR	TOT	A	PF	ST	TO	BS	+/-	PTS
40 Shekinna Stricklen	F	42:32	5	7	3	4	1	3	0	3	3	4	5	2	1	0	-11	16
25 Monique Billings	F	24:28	2	6	0	0	1	1	1	8	9	1	3	2	4	0	-9	5
1 Elizabeth Williams	C	40:44	2	6	0	0	2	2	2	5	7	0	4	1	2	1	-2	6
44 Betnijah Laney	G	47:45	5	14	2	6	3	4	1	3	4	11	4	3	2	0	-8	15
10 Courtney Williams	G	48:00	8	17	0	1	0	0	2	2	4	8	3	3	10	0	-3	16
11 Blake Dietrick		11:43	1	3	1	2	1	4	0	1	1	1	4	1	4	0	-2	4
0 Glory Johnson		32:24	10	16	2	6	1	2	1	4	5	2	4	2	4	0	1	23
22 Kalani Brown		02:24	0	0	0	0	0	2	0	1	1	0	0	0	1	0	-6	0
5 Jaylyn Agnew	DNP - Coach's decision																	
20 Brittany Brewer	DNP - Coach's decision																	
3 Chennedy Carter	DND - Injury/Illness - Ankle																	
7 Alexis Jones	DNP - Coach's decision																	
250:00			33	69	8	19	11	18	7	27	34	27	27	13	29	1	-8	85
			47.8%			42.1%		61.1%										
									TM REB: 7			TOT TO: 29 (21 PTS)						

SCORE BY PERIOD	1	2	3	4	OT1	FINAL
-----------------	---	---	---	---	-----	-------

Sparks	25	15	16	25	12	93
DREAM	17	18	23	23	4	85

Inactive: Sparks -  
Inactive: Dream -  
Points in the Paint: Sparks 30 (15/30), DREAM 32 (16/30) Biggest Lead: Sparks 12, DREAM 8  
2nd Chance Points: Sparks 12 (4/5), DREAM 13 (4/8) Lead Changes: 11  
Fast Break Points: Sparks 6 (3/5), DREAM 10 (5/6) Times Tied: 6

Technical fouls - Individual  
Sparks (1): Ruffin-Pratt 3:16 3rd  
DREAM (0): NONE

Technical fouls - Defensive First Seconds  
Sparks (1) : Anigwe 2:24 1st  
DREAM (0) : NONE

**OFFICIAL SCORER'S REPORT  
FINAL BOX**

**Tuesday, September 3, 2019 Staples Center, Los Angeles, CA**  
**Officials: #13 Cheryl Flores, #7 Billy Smith, #14 Dannica Mosher**

**Game Duration: 1:50**  
**Attendance: 9889**

**VISITOR: Atlanta Dream (7-25)**

	POS	MIN	FG	FGA	3P	3PA	FT	FTA	OR	DR	TOT	A	PF	ST	TO	BS	+/-	PTS
7 Brittney Sykes	F	26:49	0	5	0	1	1	2	1	1	2	3	2	0	2	0	4	1
51 Jessica Breland	F	20:40	4	14	0	1	0	0	0	6	6	1	2	1	1	1	-4	8
1 Elizabeth Williams	C	30:42	6	11	0	0	3	5	5	3	8	0	3	0	2	0	-7	15
20 Alex Bentley	G	33:04	5	20	3	10	2	2	1	0	1	3	1	2	1	0	-11	15
21 Renee Montgomery	G	36:09	4	12	1	8	3	3	0	3	3	4	2	1	2	0	-15	12
25 Monique Billings		19:20	3	5	0	0	1	2	2	8	10	0	4	1	2	0	-6	7
5 Maite Cazorla		21:09	1	4	0	3	0	0	0	1	1	2	0	0	1	0	-7	2
24 Marie Glich		09:18	0	2	0	0	0	0	2	0	2	0	1	0	0	3	-3	0
10 Nia Coffey		02:49	0	1	0	0	0	0	0	0	0	0	0	0	0	0	-1	0
81 Alaina Coates	DNP - Coach's decision																	
15 Tiffany Hayes	DND - Injury/Illness - Knee																	
35 Angel McCoughtry	DND - Injury/Illness - Knee																	
		200:00	23	74	4	23	10	14	11	22	33	13	15	5	11	4	-10	60
			31.1%			17.4%	71.4%		TM	REB: 8			TOT TO: 14	(16 PTS)				

## HOME: LOS ANGELES SPARKS (20-12)

[illegible]

SCORE BY PERIOD	1	2	3	4	FINAL
-----------------	---	---	---	---	-------

Dream	24	11	10	15	60
SPARKS	16	18	17	19	70

Inactive: Dream -  
Inactive: Sparks -  
Points in the Paint: Dream 24 (12/28), SPARKS 40 (20/37) Biggest Lead: Dream 9, SPARKS 14  
2nd Chance Points: Dream 13 (6/12), SPARKS 16 (5/11) Lead Changes: 9  
Fast Break Points: Dream 0 (0/2), SPARKS 8 (4/6) Times Tied: 7  
Technical fouls - Defensive Three Seconds  
Dream (0) : NONE  
SPARKS (1) : Oqumwike 9:44 4th

## RECENT MEETINGS WITH SPARKS

## AUGUST 21, 2020

BRADENTON, Fla. [AP] Chelsea Gray scored 20 points, Candace Parker tied it in regulation and drew a key charge in overtime as the Los Angeles Sparks rallied to beat the Atlanta Dream 93-85 on Friday night.

Courtney Williams made a free-throw line jumper with 3.7 seconds left in regulation to give Atlanta a 79-77 lead. After a timeout, Parker took an inbound pass and drove the lane to tie it with a layup at the buzzer.

Glory Johnson opened the extra session with a long jumper, but Atlanta didn't score again until Betnijah Laney's basket with 35.9 seconds left.

Parker had 17 points, nine rebounds and five assists for Los Angeles (9-3), which has won six straight games. Sydney Wiese added 15 points, Nneka Ogwumike scored 14 and Brittney Sykes 12.

Johnson paced Atlanta (2-11) with 23 points on 10-of-16 shooting. Williams and Shekinna Stricklen each scored 16 points. Atlanta has lost 10 straight since beating New York on July 31.

Stricklen sank a contested 3-pointer with 6.3 seconds left in the third quarter to cap a 12-1 run for a 58-56 lead entering the fourth.

## SEPTEMBER 3, 2019

LOS ANGELES [AP] Candace Parker and Chiney Ogwumike each had double-doubles and Los Angeles overcame a slow start to beat the last-place Atlanta Dream 70-60 on Tuesday night in a game that put the Sparks in position to earn a first-round bye in the playoffs.

Parker had 21 points and 11 rebounds, Ogwumike 17 and 10. Ogwumike started for her sister Nneka, who was out with an illness that sidelined her for the second half of the team's last game against Las Vegas.

Chelsea Gray added 15 points.

After trailing by 11 after one quarter, the Sparks rallied in the second quarter, took the lead in the third and held off Atlanta to move a full game ahead of fifth-place Chicago with two games to play.

The Sparks (20-12) have won 12 straight at home, where they play their last two games. Los Angeles coach Derek Fisher became the ninth WNBA head coach to get to 20 wins in their first season. The record is 29 by the Sparks' Michael Cooper in 2000.

Atlanta shot 55% in the first quarter to 33% for the Sparks but a 7-0 run helped Los Angeles take a brief lead before the Dream took a 35-34 lead into the break. It was 51-45 for the Sparks after three quarters. The teams combined to go 7 of 40 from 3-point range.

Alex Bentley, who did not score in the second half, and Elizabeth Williams each had 15 points for Atlanta (7-25). The Dream are having their worst season since their inaugural season of 2008 (four wins).

## JULY 23, 2019

ATLANTA [AP] Nneka Ogwumike had 24 points, nine rebounds and five assists, Tierra Ruffin-Pratt made six of Los Angeles' nine 3-pointers, and the Sparks closed on a 15-1 run to beat the Atlanta Dream 78-66 on Tuesday night.

Atlanta was just one for its first 17 from 3-point range until Tiffany Hayes sank one from the corner for a 65-63 lead with 3:14 to go. But Chelsea Gray answered at the other end with a 3-pointer and the Dream didn't score in the final 1:50.

Ruffin-Pratt finished with 23 points for Los Angeles (11-8). Chiney Ogwumike had 15 points and 12 rebounds and Gray added 10 points with six assists.

Monique Billings scored a career-high 16 points for Atlanta (5-15), which has lost five straight games. Hayes returned after missing two games with a hamstring injury and scored 15 points.

Portland Trail Blazers guard Kent Bazemore, who spent five seasons with the Atlanta Hawks, sat courtside.

## ATLANTA DREAM STATS

## 2020 Records In...

1-point games .....	0-1
2-3 point games .....	1-0
4-5 point games .....	0-0
6-7 point games .....	1-2
8-9 point games .....	0-2
10+ point games .....	1-7

## Starting Lineup Records

Carter, Laney, E. Williams, Stricklen, Billings .....	2-6
Dietrick, C. Williams, E. Williams, Stricklen, Laney .....	0-2
Dietrick, C. Williams, E. Williams, Billings, Laney .....	0-2
C. Williams, Laney, E. Williams, Billings, Stricklen .....	1-1
Carter, C. Williams, E. Williams, Laney, Billings .....	0-1

## Record When Starting...

Player	W-L	Pct.
Monique Billings .....	3-10	.231
Chennedy Carter .....	2-7	.222
Betnijah Laney .....	3-12	.200
Shekinna Stricklen .....	3-9	.250
Elizabeth Williams .....	3-12	.200
Blake Dietrick .....	0-4	.000
Courtney Williams .....	1-6	.143

## 2020 Double Digit Games

Player	Pts.	Reb.	Ast.	Dble-Dbls
Monique Billings	5	4	-	3
Kalani Brown	1	-	-	-
Chennedy Carter	8	-	-	-
Blake Dietrick	4	-	-	-
Betnijah Laney	13	-	2	2
Shekinna Stricklen	4	-	-	-
Courtney Williams	10	2	-	2
Elizabeth Williams	6	2	-	2

## 2020 Game Leaders

Led Atlanta In...	Pts.	Reb.	Ast.	Stl.	Blk.
Monique Billings	2	10	-	5	7
Brittany Brewer	-	-	-	1	1
Kalani Brown	-	-	-	-	1
Chennedy Carter	2	-	4	3	1
Blake Dietrick	-	-	5	2	-
Glory Johnson	1	1	-	4	5
Alexis Jones	-	-	-	1	-
Betnijah Laney	7	-	7	10	-
Shekinna Stricklen	1	-	-	1	1
Courtney Williams	2	5	3	3	-
Elizabeth Williams	1	1	1	5	7

## 2020 Records When...

Leading after the 1st Half .....	1-2
Tied after the 1st Half .....	0-0
Trailing after the 1st Half .....	2-10

Overtime .....	0-1
Double Overtime .....	0-0

Outrebounding opponent .....	3-4
Tied in rebounding .....	0-0
Being outrebounded .....	0-8

Shooting at least 50% .....	1-1
Shooting between 40-50% .....	1-9
Shooting under 40% .....	1-2

Opponent shoots at least 50% .....	0-5
Opponent shoots between 40-50% .....	2-6
Opponent shoots under 40% .....	1-1

Scoring 50-59 points .....	0-0
Scoring 60-69 points .....	0-2
Scoring 70-79 points .....	1-5
Scoring 80-89 points .....	1-3
Scoring 90-99 points .....	0-2
Scoring 100 points or more .....	1-0

Allowing 50-59 points .....	0-0
Allowing 60-69 points .....	0-0
Allowing 70-79 points .....	2-0
Allowing 80-89 points .....	0-3
Allowing 90-99 points .....	1-7
Allowing 100 points or more .....	0-2

Making more FTs .....	2-0
Same number of FTs .....	0-1
Making fewer FTs .....	1-11

Making more 3Ps .....	0-2
Same number of 3Ps .....	1-2
Making fewer 3Ps .....	2-8

Committing more TOs .....	2-8
Same number of TOs .....	1-0
Committing fewer TOs .....	0-4

## 2020 ATLANTA DREAM OVERALL STATISTICS

Player	G	GS	MPG	PPG	OREB	DREB	RPG	APG	SPG	BPG	FG%	3P%	FT%	TO	PF
Betnijah Laney	15	15	33.1	17.1	1.0	3.0	4.0	4.5	1.6	0.1	49.5	39.7	82.6	3.5	2.8
Chennedy Carter	9	9	24.6	15.4	0.3	1.8	2.1	3.6	1.0	0.3	44.5	42.1	86.8	3.3	3.8
Courtney Williams	13	7	29.5	13.7	2.2	4.0	6.2	3.7	0.7	0.1	41.8	20.8	60.0	2.9	2.2
Elizabeth Williams	15	15	29.5	10.7	1.9	3.4	5.3	1.7	0.7	1.2	52.4	0.0	73.8	1.2	2.5
Monique Billings	15	13	27.8	9.1	2.5	6.1	8.5	1.2	1.2	0.9	39.8	0.0	79.2	2.3	3.1
Shekinna Stricklen	15	12	23.3	7.1	0.1	1.8	1.9	0.7	0.3	0.1	36.6	37.1	100	0.7	2.4
Blake Dietrick	15	4	21.3	6.1	0.2	1.3	1.5	3.1	0.7	0.2	48.6	45.2	25.0	2.2	2.3
Glory Johnson	13	0	14.7	4.8	0.3	3.3	3.6	0.6	0.8	0.5	41.8	24.1	45.5	0.9	1.1
Kalani Brown	7	0	6.6	3.7	0.4	1.0	1.4	0.0	0.0	0.1	57.9	0.0	50.0	0.6	0.7
Jaylyn Agnew	10	0	6.8	1.5	0.0	0.5	0.5	0.3	0.0	0.0	26.7	23.1	80.0	0.5	0.6
Brittany Brewer	4	0	8.0	1.0	0.3	1.0	1.3	0.0	0.8	1.0	66.7	0.0	0.0	0.5	1.0
Kaela Davis	0	0	0.0	0.0	0.0	0.0	0.0	0.0	0.0	0.0	0.0	0.0	0.0	0.0	0.0

## DREAM SCORING

Dream Scoring	High	Low
1st Quarter	27 [vs. Dallas - 7/26]	12 [at Phoenix - 8/15]
2nd Quarter	26 [vs. Dallas - 7/26]	14 [2 times]
3rd Quarter	27 [at Minnesota - 8/23]	15 [2 times]
4th Quarter	31 [2 times]	14 [vs. Chicago - 8/16]
1st Half	53 [vs. Dallas - 7/26]	28 [at Seattle - 8/10]
2nd Half	53 [vs. Seattle - 8/6]	30 [vs. Chicago - 8/16]
1OT	4 [vs. Los Angeles - 8/21]	4 [vs. Los Angeles - 8/21]
2OT		

## OPPONENT SCORING

Opponent Scoring	High	Low
1st Quarter	31 [vs. Seattle - 8/6]	15 [vs. Phoenix - 8/4]
2nd Quarter	30 [vs. Connecticut - 8/10]	15 [vs. Los Angeles - 8/21]
3rd Quarter	30 [2 times]	13 [2 times]
4th Quarter	32 [vs. Phoenix - 8/4]	12 [vs. Connecticut - 8/10]
1st Half	56 [vs. Connecticut - 8/10]	31 [vs. Minnesota - 8/28]
2nd Half	53 [3 times]	34 [at Minnesota - 8/23]
1OT	12 [vs. Los Angeles - 8/21]	12 [vs. Los Angeles - 8/21]
2OT		



## 2020 TEAM HIGHS AND LOWS

## Dream Highs

Points	105	vs. Dallas - 7/26
Scoring Margin	+10	vs. Dallas - 7/26
Field Goals Made	38	at Washington - 8/19
Field Goals Att.	76	at Phoenix - 8/14
Field Goal Pct.	55.1	at Washington - 8/19
3-Point FGs Made	11	vs. Connecticut - 8/10
3-Point FGs Att.	29	at Seattle - 8/12
3-Point FG Pct.	61.1	vs. Connecticut - 8/10
Free Throws Made	30	vs. Dallas - 7/26
Free Throws Att.	34	vs. Dallas - 7/26
Free Throw Pct.	100	2 times
Offensive Rebounds	17	vs. New York - 7/31
Defensive Rebounds	30	3 times
Total Rebounds	43	vs. New York - 7/31
Assists	27	vs. Los Angeles - 8/21
Steals	12	2 times
Turnovers	29	vs. Los Angeles - 8/21
Blocked Shots	8	at Phoenix - 8/14
Personal Fouls	27	vs. Los Angeles - 8/21

## Dream Lows

Points	63	at Seattle - 8/12
Scoring Margin	-37	at Seattle - 8/12
Field Goals Made	27	2 times
Field Goals Att.	62	2 times
Field Goal Pct.	36.0	at Seattle - 8/12
3-Point FGs Made	2	vs. Chicago - 8/16
3-Point FGs Att.	10	vs. New York - 7/31
3-Point FG Pct.	14.3	vs. Chicago - 8/16
Free Throws Made	1	at Seattle - 8/12
Free Throws Att.	1	at Seattle - 8/12
Free Throw Pct.	50	at Phoenix - 8/14
Offensive Rebounds	4	vs. Dallas - 7/26
Defensive Rebounds	18	2 times
Total Rebounds	25	at Las Vegas - 7/29
Assists	11	2 times
Steals	3	vs. Connecticut - 8/10
Turnovers	12	3 times
Blocked Shots	0	at Indiana - 8/2
Personal Fouls	12	at Seattle - 8/12

## 2020 OPPONENT HIGHS AND LOWS

## Opponent Highs

Points	100	at Las Vegas - 7/29
Scoring Margin	+37	at Seattle - 8/12
Field Goals Made	38	at Las Vegas - 7/29
Field Goals Att.	78	vs. Dallas - 7/26
Field Goal Pct.	57.8	vs. Chicago - 8/16
3-Point FGs Made	18	at Seattle - 8/12
3-Point FGs Att.	34	at Washington - 8/19
3-Point FG Pct.	66.7	at Las Vegas - 7/29
Free Throws Made	25	2 times
Free Throws Att.	30	vs. Los Angeles - 8/21
Free Throw Pct.	92.6	vs. Seattle - 8/6
Offensive Rebounds	15	vs. Connecticut - 8/10
Defensive Rebounds	33	at Las Vegas - 7/29
Total Rebounds	47	at Las Vegas - 7/29
Assists	31	at Seattle - 8/12
Steals	15	vs. Connecticut - 8/10
Turnovers	20	vs. Los Angeles - 8/21
Blocked Shots	11	vs. New York - 7/31
Personal Fouls	27	vs. Dallas - 7/26

## Opponent Lows

Points	78	vs. New York - 7/31
Scoring Margin	-10	vs. Dallas - 7/26
Field Goals Made	28	vs. New York - 7/31
Field Goals Att.	62	at Seattle - 8/12
Field Goal Pct.	38.7	vs. Phoenix - 8/4
3-Point FGs Made	4	vs. Phoenix - 8/4
3-Point FGs Att.	9	at Las Vegas - 7/29
3-Point FG Pct.	20.0	vs. Phoenix - 8/4
Free Throws Made	11	2 times
Free Throws Att.	12	at Minnesota - 8/23
Free Throw Pct.	60.0	vs. Connecticut - 8/10
Offensive Rebounds	2	at Seattle - 8/12
Defensive Rebounds	21	3 times
Total Rebounds	29	vs. Dallas - 7/26
Assists	13	vs. New York - 7/31
Steals	5	at Indiana - 8/2
Turnovers	8	vs. Connecticut - 8/10
Blocked Shots	0	at Washington - 8/19
Personal Fouls	11	at Seattle - 8/12

## 2020 GAME-BY-GAME COMPARISON

	TEAM	FG	FGA	FG%	3P	3PA	3P%	FT	FTA	FT%	OR	DR	TOT	A	PF	ST	TO	BS	PT
7/26	WINGS DREAM	34 34	78 62	43.6 54.8	13 7	28 17	46.4 41.2	14 30	20 34	70.0 88.2	8 4	21 30	29 34	17 19	27 21	11 7	13 17	1 4	95 105
7/29	DREAM ACES	28 38	70 71	40.0 53.5	5 6	28 9	17.9 66.7	9 18	14 26	64.3 69.2	7 14	18 33	25 47	12 16	16 19	12 11	5 1	24 14	70 100
7/31	LIBERTY DREAM	28 28	72 75	38.9 37.3	7 3	29 10	24.1 30.0	15 25	17 31	88.2 80.6	8 17	25 26	33 43	13 11	23 20	8 8	15 15	11 2	78 84
8/2	DREAM FEVER	33 34	69 66	47.8 51.5	4 8	11 20	36.4 40.0	7 17	8 21	87.5 81.0	5 9	21 23	26 32	18 26	12 15	6 5	0 5	22 13	77 93
8/4	MERCURY DREAM	29 29	75 62	38.7 46.8	4 4	20 13	20.0 30.8	19 12	22 13	86.4 92.3	10 5	23 30	33 35	19 15	10 23	7 7	2 2	18 25	81 74
8/6	STORM DREAM	31 31	73 68	42.5 45.6	6 10	21 27	28.6 37.0	25 20	27 20	92.6 100	8 7	25 30	33 37	21 12	11 17	11 7	3 5	18 22	93 92
8/8	DREAM WINGS	29 31	71 67	40.8 46.3	8 10	19 25	42.1 40.0	9 13	13 15	69.2 86.7	11 10	20 29	31 39	13 17	12 13	4 9	7 4	13 15	75 85
8/10	SUN DREAM	36 30	77 65	46.8 46.2	9 11	24 18	37.5 61.1	12 11	20 16	60.0 68.8	15 5	21 26	36 31	19 21	8 19	15 3	6 3	15 17	93 82
8/12	DREAM STORM	27 35	74 62	36.5 56.5	8 18	29 30	27.6 60.0	1 12	1 13	100 92.3	10 2	20 32	30 34	18 31	14 12	6 6	2 3	12 11	63 100
8/14	DREAM MERCURY	32 32	76 65	42.1 49.2	8 12	20 25	40.0 48.0	8 20	16 23	50.0 87.0	12 4	23 26	35 30	22 24	12 10	5 9	8 4	18 17	80 96
8/16	SKY DREAM	37 27	64 68	57.8 39.7	7 2	14 14	50.0 14.3	11 11	12 18	91.7 61.1	5 8	32 18	37 26	25 11	17 16	7 6	6 2	19 13	92 67
8/19	DREAM MYSTICS	38 35	69 70	55.1 50.0	8 12	18 34	44.4 35.3	7 16	12 20	58.3 80.0	13 9	22 19	35 28	26 27	14 11	5 7	2 0	18 17	91 98
8/21	SPARKS DREAM	30 33	67 69	44.8 47.8	8 8	18 19	44.4 42.1	25 11	30 18	83.3 61.1	7 7	29 27	36 34	21 27	21 29	14 13	2 1	24 27	93 85
8/23	DREAM LYNX	32 29	67 70	47.8 41.4	6 6	15 25	40.0 24.0	8 11	12 12	66.7 91.7	8 10	24 21	32 31	23 16	14 13	8 8	4 3	15 12	78 75
8/28	LYNX DREAM	29 31	72 69	40.3 44.9	7 6	28 16	25.0 37.5	23 11	25 16	92.0 68.8	11 6	29 28	40 34	22 18	13 16	9 5	3 4	19 24	88 79

## 2020 INDIVIDUAL HIGHS

Dream Highs			Opponent Highs		
<b>Points</b>			<b>Points</b>		
Chennedy Carter	vs. Seattle, 8/6	35	Breanna Stewart	vs. Seattle, 8/6	27
Betnijah Laney	at Washington, 8/19	35			
<b>Minutes</b>			<b>Minutes</b>		
Betnijah Laney	vs. Los Angeles, 8/21	42	Napheesa Collier	at Minnesota, 8/23	37
Courtney Williams	vs. Los Angeles, 8/21	42	Crystal Dangerfield	vs. Minnesota, 8/28	37
<b>Field Goals Made</b>			<b>Field Goals Made</b>		
Betnijah Laney	at Washington, 8/19	14	Alyssa Thomas	vs. Connecticut, 8/10	10
			Myisha Hines-Allen	at Washington, 8/19	10
<b>Field Goals Attempted</b>			<b>Field Goals Attempted</b>		
Betnijah Laney	at Washington, 8/19	24	Arike Ogunbowale	vs. Dallas, 7/26	21
			Crystal Dangerfield	vs. Minnesota, 8/28	21
<b>3-Point Field Goals Made</b>			<b>3-Point Field Goals Made</b>		
Shekinna Stricklen	vs. Connecticut, 8/10	6	Sami Whitcomb	at Seattle, 8/12	6
			Stella Johnson	at Washington, 8/19	6
<b>3-Point Field Goals Attempted</b>			<b>3-Point Field Goals Attempted</b>		
Blake Dietrick	at Seattle, 8/12	9	Sami Whitcomb	at Seattle, 8/12	9
			Stella Johnson	at Washington, 8/19	9
<b>Free Throws Made</b>			<b>Free Throws Made</b>		
Monique Billings	vs. Dallas, 7/26	10	Crystal Dangerfield	vs. Minnesota, 8/28	9
Chennedy Carter	vs. Seattle, 8/6	10			
<b>Free Throws Attempted</b>			<b>Free Throws Attempted</b>		
Monique Billings	vs. Dallas, 7/26	12	Diana Taurasi	vs. Phoenix, 8/4	10
Elizabeth Williams	vs. New York, 7/31	12	Nneka Ogumike	vs. Los Angeles, 8/21	10
<b>Rebounds</b>			<b>Free Throws Attempted</b>		
Monique Billings	vs. New York, 7/31	15	Nneka Ogumike	vs. Los Angeles, 8/21	12
<b>Assists</b>			<b>Rebounds</b>		
Betnijah Laney	vs. Los Angeles, 8/21	11	Napheesa Collier	vs. Minnesota, 8/28	12
<b>Steals</b>			<b>Assists</b>		
Betnijah Laney	at Indiana, 8/2	4	Jordin Canada	at Seattle, 8/12	10
Betnijah Laney	vs. Phoenix, 8/4	4	Emma Meesseman	at Washington, 8/19	10
<b>Turnovers</b>			<b>Steals</b>		
Courtney Williams	vs. Los Angeles, 8/21	10	S. Walker-Kimbrough	at Phoenix, 8/14	5
<b>Blocked Shots</b>			<b>Turnovers</b>		
Brittany Brewer	at Las Vegas, 7/29	4	Layshia Clarendon	vs. New York, 7/31	6
Elizabeth Williams	at Phoenix, 8/14	4			
			<b>Blocked Shots</b>		
			Brittney Griner	at Phoenix, 8/14	4

## 2020 DREAM RECORD BY TEAM

Team	Home	Away	OVR (PCT.)	Team	Home	Away	OVR (PCT.)
Chicago (0-1)	0-1	0-0	0-1 (.000)	Los Angeles (0-1)	0-1	0-0	0-1 (.000)
Connecticut (0-1)	0-1	0-0	0-1 (.000)	Minnesota (1-1)	0-1	1-0	1-1 (.500)
Dallas (1-1)	1-0	0-1	1-1 (.500)	New York (1-0)	1-0	0-0	1-0 (1.000)
Indiana (0-1)	0-0	0-1	0-1 (.000)	Phoenix (0-2)	0-1	0-1	0-2 (.000)
Las Vegas (0-1)	0-0	0-1	0-1 (.000)	Seattle (0-2)	0-1	0-1	0-2 (.000)
				Washington (0-1)	0-0	0-1	0-1 (.000)

## 2020 DREAM WIN-LOSS MARGIN

Margin	1	2	3	4	5	6	7	8	9	10	11	12	13	14	15	16	17	18	19	20+
Games Won By			1			1				1										
Games Lost By							2	1	1	1	2					2				3

## 2020 DREAM RECORD BY DAY

Day	Home	Away	OVR (PCT.)
Sunday	1-1	1-1	2-2 (.500)
Monday	0-1	0-0	0-1 (.000)
Tuesday	0-1	0-0	0-1 (.000)
Wednesday	0-0	0-3	0-3 (.000)
Thursday	0-1	0-0	0-1 (.000)
Friday	1-1	0-2	1-3 (.250)
Saturday	0-0	0-1	0-1 (.000)

## 2020 DREAM RECORD BY MONTH

Month	Home	Away	OVR (PCT.)
July	2-0	0-1	2-1 (.667)
August	0-6	1-5	1-11 (.083)

## 2020 MISC STATS

		Dream Bench Pts	Dream Largest Deficit	Dream Pts the Paint	Dream 2nd Chance Pts	Dream Fast Break Pts	Dream Pts off TO's	Opp Bench Pts	Opp Largest Deficit	Opp Pts in the Paint	Opp 2nd Chance Pts	Opp Fast Break Pts	Opp Pts off TO's
7/26	vs. Dallas	5	7	44	14	6	19	35	12	34	12	4	27
7/29	at Las Vegas	20	32	36	8	2	22	37	0	44	17	6	18
7/31	vs. New York	8	4	32	21	2	19	36	14	34	7	6	19
8/2	at Indiana	24	16	38	2	14	28	21	10	38	10	8	12
8/4	vs. Phoenix	14	9	40	2	4	14	19	9	44	10	6	30
8/6	vs. Seattle	16	17	30	5	4	14	19	7	34	13	12	15
8/8	at Dallas	20	10	34	12	6	15	14	7	26	10	14	13
8/10	vs. Connecticut	46	25	36	9	2	2	27	3	50	22	8	22
8/12	at Seattle	15	43	30	6	2	16	40	1	28	7	6	16
8/14	at Phoenix	31	25	36	18	4	10	35	2	26	9	4	9
8/16	vs. Chicago	15	25	32	2	8	26	43	8	50	10	2	16
8/19	at Washington	5	13	32	16	6	17	13	4	34	16	3	16
8/21	vs. Los Angeles	27	12	30	13	10	30	15	8	30	9	4	18
8/23	at Minnesota	16	14	32	15	8	20	16	6	34	21	6	15
8/28	vs. Minnesota	15	15	40	13	15	12	26	4	34	17	5	12



## #5 JAYLYN AGNEW F • 5-11 • 152 • R • Creighton

### 2020 Highlights:

- » Scored her first WNBA points against Las Vegas (7/29), knocking down two free throws.
- » Went 2-2 from beyond the arc for her first made field goals of her career against Indiana (8/2).
- » Knocked down a three-pointer and two free throws against Phoenix (8/14), adding on her first three assists of her career.

### AGNEW 2020 GAME-BY-GAME

Date	Opp	GS	MP	FGM-A	3PM-A	FTM-A	OREB	DREB	REB	AST	STL	BLK	TO	PF	PTS
7/26	DAL		10	0-0	0-0	0-0	0	0	0	0	0	0	2	1	0
7/29	LVA		13	0-5	0-5	2-2	0	2	2	0	0	0	0	1	2
7/31	NYL		1	0-0	0-0	0-0	0	0	0	0	0	0	1	0	0
8/2	IND		7	2-2	2-2	0-0	0	1	1	0	0	0	0	1	6
8/4	PHO			DID NOT PLAY											
8/6	SEA		2	0-0	0-0	0-0	0	0	0	0	0	0	0	0	0
8/8	DAL			DID NOT PLAY											
8/10	CON		9	1-2	0-1	0-1	0	1	1	0	0	0	0	0	2
8/12	SEA		9	0-2	0-2	0-0	0	0	0	0	0	0	2	1	0
8/14	PHO		10	1-4	1-3	2-2	0	1	1	3	0	0	0	1	5
8/16	CHI		3	0-0	0-0	0-0	0	0	0	0	0	0	0	1	0
8/19	WAS		3	0-0	0-0	0-0	0	0	0	0	0	0	0	0	0
8/21	LAS			DID NOT PLAY											
8/23	MIN			DID NOT PLAY											
8/28	MIN			DID NOT PLAY											

### SEASON/CAREER HIGHS

Points (2020)	6 (8/2)
Points (Career)	6 (8/2/20)
FG Made (2020)	2 (8/2)
FG Made (Career)	2 (8/2/20)
FG Attempted (2020)	5 (7/29)
FG Attempted (Career)	5 (7/29/20)
FT Made (2020)	2 (2 times)
FT Made (Career)	2 (2 times)
FT Attempted (2020)	2 (2 times)
FT Attempted (Career)	2 (2 times)
3PT FG Made (2020)	2 (8/2)
3PT FG Made (Career)	2 (8/2/20)
3PT FG Attempt. (2020)	5 (7/29)
3PT FG Att. (Career)	5 (7/29/20)
Off. Rebounds (2020)	NONE
Off. Rebounds (Career)	NONE
Def. Rebounds (2020)	2 (7/29)
Def. Rebounds (Career)	2 (7/29/20)
Total Rebounds (2020)	2 (7/29)
Total Rebounds (Career)	2 (7/29/20)
Assists (2020)	3 (8/14)
Assists (Career)	3 (8/14)
Blocks (2020)	NONE
Blocks (Career)	NONE
Steals (2020)	NONE
Steals (Career)	NONE
Minutes (2020)	13 (7/29)
Minutes (Career)	13 (7/29/20)
Double-Doubles (2020)	NONE
Double-Doubles (Career)	NONE

### AGNEW CAREER

Season	Team	G	GS	MIN	FGM-A	3PM-A	FTM-A	OR	DR	TOT	AST	STL	BS	TO	PF	PTS
2020	ATL	10	0	68	4-15	3-13	4-5	0	5	5	3	0	0	5	6	15
Career		10	0	68	4-15	3-13	4-5	0	5	5	3	0	0	5	6	15



## #25 MONIQUE BILLINGS F • 6-4 • 192 • 2 yrs • UCLA

### 2020 Highlights with Atlanta:

- » Started off the 2020 season with a career night against Dallas (7/26), leading the team with 30 points and 13 rebounds for her second career double-double. Her 30 points led all scorers in the league opening weekend. The last Dream player to register at least 30 points was Tiffany Hayes on August 10, 2019 at Indiana.
- » Saw her second double-digit effort of the season against Phoenix (8/14), scoring 12 points with five rebounds and two steals.
- » Earned her second double-double of the season and third of her career with 10 points and 12 rebounds against Washington (8/19).
- » Recorded her third double-double of the season with 16 points and 13 rebounds against Minnesota (8/23), adding a career-high 3 steals.

### BILLINGS 2020 GAME-BY-GAME

Date	Opp	GS	MP	FGM-A	3PM-A	FTM-A	OREB	DREB	REB	AST	STL	BLK	TO	PF	PTS
7/26	DAL	*	32	10-14	0-0	10-12	2	11	13	2	1	2	3	3	30
7/29	LVA	*	25	2-5	0-0	1-3	3	4	7	0	2	0	2	3	5
7/31	NYL	*	35	2-9	0-0	4-4	5	10	15	0	2	1	4	2	8
8/2	IND	*	30	2-10	0-0	0-0	2	6	8	0	1	0	2	3	4
8/4	PHO	*	22	1-2	0-0	0-0	0	5	5	2	0	1	3	4	2
8/6	SEA	*	27	3-6	0-0	0-0	1	4	5	1	1	1	3	6	6
8/8	DAL	*	27	1-8	0-0	3-4	1	6	7	2	0	2	0	4	5
8/10	CON	*	29	1-6	0-0	5-6	1	5	6	0	1	2	3	3	7
8/12	SEA		18	2-6	0-0	0-0	3	4	7	2	1	0	1	1	4
8/14	PHO		27	4-10	0-0	4-5	2	3	5	0	2	1	1	4	12
8/16	CHI	*	30	5-13	0-0	2-3	2	6	8	1	0	1	2	3	12
8/19	WAS	*	38	5-8	0-0	0-0	7	5	12	5	2	1	4	2	10
8/21	LAS	*	24	2-6	0-0	1-1	1	8	9	1	2	0	4	3	5
8/23	MIN	*	28	5-7	0-0	6-8	5	8	13	0	3	1	1	2	16
8/28	MIN	*	25	2-8	0-0	6-7	2	6	8	2	0	0	2	4	10

### SEASON/CAREER HIGHS

Points [2020]	30 (7/26)
Points [Career]	30 (7/26/20)
FG Made [2020]	10 (7/26)
FG Made [Career]	10 (7/26/20)
FG Attempted [2020]	14 (7/26)
FG Attempted [Career]	14 (2 times)
FT Made [2020]	10 (7/26)
FT Made [Career]	10 (7/26/20)
FT Attempted [2020]	12 (7/26)
FT Attempted [Career]	12 (7/26/20)
3PT FG Made [2020]	NONE
3PT FG Made [Career]	NONE
3PT FG Attempt. [2020]	NONE
3PT FG Att. [Career]	NONE
Off. Rebounds [2020]	7 (8/19)
Off. Rebounds [Career]	9 (7/14/19)
Def. Rebounds [2020]	11 (7/26)
Def. Rebounds [Career]	12 (9/5/19)
Total Rebounds [2020]	15 (7/31)
Total Rebounds [Career]	16 (7/14/19)
Assists [2020]	5 (8/19)
Assists [Career]	5 (8/19/20)
Blocks [2020]	2 (3 times)
Blocks [Career]	3 (2 times)
Steals [2020]	3 (8/23)
Steals [Career]	3 (8/23)
Minutes [2020]	38 (8/19)
Minutes [Career]	38 (8/19/20)

### BILLINGS CAREER

Season	Team	G	GS	MIN	FGM-A	3PM-A	FTM-A	OR	DR	TOT	AST	STL	BS	TO	PF	PTS
2018	ATL	32	0	353	41-93	0-0	24-32	37	51	88	12	14	1	14	37	106
2019	ATL	29	2	553	56-144	1-1	47-60	61	140	201	16	17	12	46	66	160
2020	ATL	15	13	417	47-118	0-0	42-53	37	91	128	18	18	13	35	47	136
Career		76	15	1323	144-355	1-1	113-145	135	282	417	46	49	26	94	150	402

Double-Doubles [2020]	3
Double-Doubles [Career]	4



## #20 BRITTANY BREWER F · 6-5 · 182 · R · Texas Tech

### 2020 Highlights:

- » Checked in to her first pro game against Las Vegas (7/29) and blocked a team-high 4 shots in 17 minutes.
- » Pulled down her first offensive rebound and tallied four total boards against Connecticut (8/10).

### BREWER 2020 GAME-BY-GAME

Date	Opp	GS	MP	FGM-A	3PM-A	FTM-A	OREB	DREB	REB	AST	STL	BLK	TO	PF	PTS
7/26	DAL						DID NOT PLAY								
7/29	LVA		17	1-1	0-0	0-0	0	1	1	0	2	4	2	3	2
7/31	NYL						DID NOT PLAY								
8/2	IND		3	0-0	0-0	0-0	0	0	0	0	0	0	0	0	0
8/4	PHO						DID NOT PLAY								
8/6	SEA						DID NOT PLAY								
8/8	DAL						DID NOT PLAY								
8/10	CON		7	1-2	0-0	0-0	1	3	4	0	0	0	0	1	2
8/12	SEA		4	0-0	0-0	0-0	0	0	0	0	1	0	0	0	0
8/14	PHO						DID NOT PLAY								
8/16	CHI						DID NOT PLAY								
8/19	WAS						DID NOT PLAY								
8/21	LAS						DID NOT PLAY								
8/23	MIN						DID NOT PLAY								
8/28	MIN						DID NOT PLAY								

### SEASON/CAREER HIGHS

Points [2020]	2 [2 times]
Points [Career]	2 [2 times]
FG Made [2020]	1 [7/29]
FG Made [Career]	1 [7/29/20]
FG Attempted [2020]	2 [8/10]
FG Attempted [Career]	2 [8/10/20]
FT Made [2020]	N/A
FT Made [Career]	N/A
FT Attempted [2020]	N/A
FT Attempted [Career]	N/A
3PT FG Made [2020]	N/A
3PT FG Made [Career]	N/A
3PT FG Attempt. [2020]	N/A
3PT FG Att. [Career]	N/A
Off. Rebounds [2020]	1 [8/10]
Off. Rebounds [Career]	1 [8/10/20]
Def. Rebounds [2020]	3 [8/10]
Def. Rebounds [Career]	3 [8/10/20]
Total Rebounds [2020]	4 [8/10]
Total Rebounds [Career]	4 [8/10/20]
Assists [2020]	N/A
Assists [Career]	N/A
Blocks [2020]	4 [7/29]
Blocks [Career]	4 [7/29/20]
Steals [2020]	2 [7/29]
Steals [Career]	2 [7/29/20]
Minutes [2020]	17 [7/29]
Minutes [Career]	17 [7/29/20]
Double-Doubles [2020]	NONE
Double-Doubles [Career]	NONE

### BREWER CAREER

Season	Team	G	GS	MIN	FGM-A	3PM-A	FTM-A	OR	DR	TOT	AST	STL	BS	TO	PF	PTS
2020	ATL	4	0	32	2-3	0-0	0-0	1	4	5	0	3	4	2	4	4
Career		4	0	32	2-3	0-0	0-0	1	4	5	0	3	4	2	4	4





## #22 HALANI BROWN C · 6-7 · 245 · 1 yr · Baylor

Kalani Brown – kuh-LAH-nee

### 2020 Highlights:

- » Checked in to her first game in a Dream uniform on August 10 against Connecticut, scoring a career-high 13 points on 5-9 shooting with 4 rebounds in 11 minutes of action.
- » Played a season-high 12 minutes against Phoenix (8/14) and pulled down two offensive boards.

### BROWN 2020 GAME-BY-GAME

Date	Opp	GS	MP	FGM-A	3PM-A	FTM-A	OREB	DREB	REB	AST	STL	BLK	TO	PF	PTS
7/26	DAL						DID NOT PLAY								
7/29	LVA						DID NOT PLAY								
7/31	NYL						DID NOT PLAY								
8/2	IND						DID NOT PLAY								
8/4	PHO						DID NOT PLAY								
8/6	SEA						DID NOT PLAY								
8/8	DAL						DID NOT PLAY								
8/10	CON		11	5-9	0-0	3-3	1	3	4	0	0	0	1	2	13
8/12	SEA		8	2-2	0-0	0-0	0	2	2	0	0	0	0	0	4
8/14	PHO		12	2-4	0-0	0-0	2	0	2	0	0	0	1	1	4
8/16	CHI		4	1-3	0-0	1-3	0	0	0	0	0	0	0	0	3
8/19	WAS		4	0-0	0-0	0-0	0	0	0	0	0	0	0	1	0
8/21	LAS		2	0-0	0-0	0-2	0	1	1	0	0	0	1	0	0
8/23	MIN		5	1-1	0-0	0-0	0	1	1	0	0	1	1	1	2
8/28	MIN						DID NOT PLAY								

### SEASON/CAREER HIGHS

Points [2020]	13 [8/10]
Points [Career]	13 [8/10/20]
FG Made [2020]	5 [8/10]
FG Made [Career]	6 [7/14/19]
FG Attempted [2020]	9 [8/10]
FG Attempted [Career]	10 [2 times]
FT Made [2020]	3 [8/10]
FT Made [Career]	4 [2 times]
FT Attempted [2020]	3 [2 times]
FT Attempted [Career]	6 [8/22/19]
3PT FG Made [2020]	N/A
3PT FG Made [Career]	N/A
3PT FG Attempt. [2020]	N/A
3PT FG Att. [Career]	1 [9/8/19]
Off. Rebounds [2020]	2 [8/14]
Off. Rebounds [Career]	3 [4 times]
Def. Rebounds [2020]	3 [8/10]
Def. Rebounds [Career]	6 [7/14/19]
Total Rebounds [2020]	4 [8/10]
Total Rebounds [Career]	8 [7/14/19]
Assists [2020]	N/A
Assists [Career]	2 [2 times]
Blocks [2020]	1 [8/23]
Blocks [Career]	3 [6/30/19]
Steals [2020]	N/A
Steals [Career]	2 [9/8/19]
Minutes [2020]	11 [8/10]
Minutes [Career]	23 [6/27/19]
Double-Doubles [2020]	NONE
Double-Doubles [Career]	NONE

### BROWN CAREER

Season	Team	G	GS	MIN	FGM-A	3PM-A	FTM-A	OR	DR	TOT	AST	STL	BS	TO	PF	PTS
2019	LAS	28	0	377	54-113	0-1	36-46	34	64	98	17	9	22	29	47	144
2020	ATL	7	0	46	11-19	0-0	4-8	3	7	10	0	0	1	4	5	26
Career		35	0	423	65-132	0-1	40-54	37	71	108	17	9	23	33	52	170



#3 CHENNEDY CARTER

G · 5-9 · 143 · R · Texas A&M

Chennedy Carter - Kennedy

- 2020 Highlights:
- » Has scored in double digits in all six games so far this season – is the first Dream rookie with 4+ consecutive games with double-digit points to start their career.
  - » Started and put up 18 points with 8 assists and 5 defensive boards in her pro debut against Dallas (7/26).
  - » Became just the fourth Dream rookie to score 25+ points in franchise history with 26 against Phoenix (8/4).
  - » Set the record for most points scored by a Dream rookie with 35 points against Seattle (8/6).
  - » Played just 3 minutes against Connecticut before leaving the game with an ankle injury.

CARTER 2020 GAME-BY-GAME																SEASON/CAREER HIGHS	
Date	Opp	GS	MP	FGM-A	3PM-A	FTM-A	OREB	DREB	REB	AST	STL	BLK	TO	PF	PTS	Points [2020]	35 (8/6)
7/26	DAL	*	30	5 - 16	0 - 4	8 - 9	0	5	5	8	1	1	2	5	18	Points [Career]	35 (8/6/20)
7/29	LVA	*	24	3 - 11	1 - 3	4 - 6	0	4	4	3	1	0	3	3	11	FG Made [2020]	11 (2 times)
7/31	NYL	*	25	6 - 15	1 - 2	4 - 4	0	0	0	3	0	0	2	6	17	FG Made [Career]	11 (2 times)
8/2	IND	*	21	7 - 11	0 - 0	1 - 1	1	1	2	2	0	0	5	5	15	FG Attempted [2020]	21 (8/4)
8/4	PHO	*	33	11 - 21	1 - 3	3 - 3	0	1	1	4	2	1	5	3	26	FG Attempted [Career]	21 (8/4/20)
8/6	SEA	*	36	11 - 17	3 - 4	10 - 10	0	3	3	7	2	1	6	5	35	FT Made [2020]	10 (8/6)
8/8	DAL	*	32	5 - 14	2 - 3	2 - 3	2	2	4	3	1	0	4	3	14	FT Made [Career]	10 (8/6/20)
8/10	CON	*	3	0 - 2	0 - 0	0 - 0	0	0	0	1	0	0	0	0	0	FT Attempted [2020]	10 (8/6)
8/12	SEA						DID NOT PLAY									FT Attempted [Career]	10 (8/6/20)
8/14	PHO						DID NOT PLAY									3PT FG Made [2020]	3 (8/6)
8/16	CHI						DID NOT PLAY									3PT FG Made [Career]	3 (8/6/20)
8/19	WAS						DID NOT PLAY									3PT FG Attempt. [2020]	4 (2 times)
8/21	LAS						DID NOT PLAY									3PT FG Att. [Career]	4 (2 times)
8/23	MIN						DID NOT PLAY									Off. Rebounds [2020]	2 (8/8)
8/28	MIN	*	17	1 - 3	0 - 0	1 - 2	0	0	0	1	2	0	3	4	3	Off. Rebounds [Career]	2 (8/8/20)
																Def. Rebounds [2020]	5 (7/26)
																Def. Rebounds [Career]	5 (7/26/20)
																Total Rebounds [2020]	5 (7/26)
																Total Rebounds [Career]	5 (7/26/20)
																Assists [2020]	8 (7/26)
																Assists [Career]	8 (7/26/20)
																Blocks [2020]	1 (3 times)
																Blocks [Career]	1 (3 times)
																Steals [2020]	2 (3 times)
																Steals [Career]	2 (3 times)
																Minutes [2020]	36 (8/6)
																Minutes [Career]	36 (8/6/20)
																Double-Doubles [2020]	NONE
																Double-Doubles [Career]	NONE

CARTER CAREER															
Season Team	G	GS	MIN	FGM-A	3PM-A	FTM-A	OR	DR	TOT	AST	STL	BS	TO	PF	PTS
2020 ATL	9	9	221	49 - 110	8 - 19	33 - 38	3	16	19	32	9	3	30	34	139
Career	9	9	221	49 - 110	8 - 19	33 - 38	3	16	19	32	9	3	30	34	139



## #33 HAE LA DAVIS F-G · 6-2 · 170 · 3 yrs · South Carolina

### 2019 Highlights with Dallas:

- » Handed out a career-high tying nine assists at SEA on 7/12
- » Recorded a season-high 14 points at MIN 8/22
- » Hit a season high three threes vs. MIN 6/30
- » Tied her season high with 13 points vs Las Vegas on 8/3
- » Scored 30 of the 33 contests she played this season
- » Recorded a career high in MIN, FGM, 3PM, rebounds, assists, steals and blocks during the 2019 campaign in 33 games played
- » Sat out one game due to suspension.

### DAVIS 2020 GAME-BY-GAME

Date	Opp	GS	MP	FGM-A	3PM-A	FTM-A	OREB	DREB	REB	AST	STL	BLK	TO	PF	PTS
8/28	MIN														

DID NOT PLAY

### SEASON/CAREER HIGHS

Points (2020)	Points (Career)
FG Made (2020)	FG Made (Career)
FG Attempted (2020)	FG Attempted (Career)
FT Made (2020)	FT Made (Career)
FT Attempted (2020)	FT Attempted (Career)
3PT FG Made (2020)	3PT FG Made (Career)
3PT FG Attempt. (2020)	3PT FG Att. (Career)
Off. Rebounds (2020)	Off. Rebounds (Career)
Def. Rebounds (2020)	Def. Rebounds (Career)
Total Rebounds (2020)	Total Rebounds (Career)
Assists (2020)	Assists (Career)
Blocks (2020)	Blocks (Career)
Steals (2020)	Steals (Career)
Minutes (2020)	Minutes (Career)
Double-Doubles (2020)	Double-Doubles (Career)

### DAVIS CAREER

Season	Team	G	GS	MIN	FGM-A	3PM-A	FTM-A	OR	DR	TOT	AST	STL	BS	TO	PF	PTS
2017	DAL	33	0	511	68 - 175	15 - 35	49 - 65	10	36	46	33	16	3	50	56	200
2018	DAL	27	6	453	50 - 144	10 - 41	25 - 39	13	42	55	37	9	1	35	57	135
2019	DAL	33	16	634	76 - 231	16 - 51	29 - 33	16	57	73	69	18	6	73	79	197
Career		93	22	1598	194 - 550	41 - 127	103 - 137	39	135	174	139	43	10	158	192	532



## #11 BLAKE DIETRICK G · 5-10 · 169 · 3 yrs · Princeton

Blake **Dietrick** - dee-TRICK

### 2020 Highlights:

- » Pulled down a career-high five rebounds (four defensive) in a career-best 27 minutes against Dallas (7/26)
- » Set a number of records against Las Vegas (7/29), scoring 13 points on six made field goals with 13 attempts – all career-high numbers.
- » Led the team with a career-high six assists against Connecticut (8/10).
- » Played all 40 minutes in her second career start, scoring a career-high 16 points against Seattle (8/12).

### DIETRICK 2020 GAME-BY-GAME

Date	Opp	GS	MP	FGM-A	3PM-A	FTM-A	OREB	DREB	REB	AST	STL	BLK	TO	PF	PTS
7/26	DAL		27	2-3	1-1	0-0	0	4	4	5	1	0	3	3	5
7/29	LVA		27	6-13	1-8	0-0	0	2	2	4	1	0	3	4	13
7/31	NYL		12	0-1	0-0	0-0	0	1	1	0	0	0	1	1	0
8/2	IND		19	0-1	0-0	0-0	0	1	1	4	1	0	0	2	0
8/4	PHO		21	3-3	1-1	0-0	0	3	3	2	0	0	2	2	7
8/6	SEA		4	0-2	0-1	0-0	0	0	0	0	0	0	2	0	0
8/8	DAL		8	0-0	0-0	0-0	0	0	0	0	0	0	0	1	0
8/10	CON		24	1-4	0-1	0-0	0	2	2	6	0	0	3	2	2
8/12	SEA	*	40	6-12	4-9	0-0	2	3	5	4	1	0	3	1	16
8/14	PHO	*	30	4-8	3-6	0-0	0	2	2	7	1	3	3	3	11
8/16	CHI	*	30	3-9	1-4	0-0	1	1	2	2	3	0	3	4	7
8/19	WAS	*	20	1-2	1-1	0-0	0	0	0	2	0	0	2	0	3
8/21	LAS		12	1-3	1-2	1-4	0	1	1	1	1	0	4	4	4
8/23	MIN		27	5-7	3-4	0-0	0	0	0	5	1	0	2	4	13
8/28	MIN		20	4-6	3-4	0-0	0	0	0	5	0	0	2	3	11

### SEASON/CAREER HIGHS

Points [2020]	16 (8/12)
Points [Career]	16 (8/12/20)
FG Made [2020]	6 (2 times)
FG Made [Career]	6 (2 times)
FG Attempted [2020]	13 (6/29)
FG Attempted [Career]	13 (6/29/20)
FT Made [2020]	1 (8/21)
FT Made [Career]	3 (6/27/18)
FT Attempted [2020]	4 (8/21)
FT Attempted [Career]	4 (2 times)
3PT FG Made [2020]	4 (8/12)
3PT FG Made [Career]	4 (8/12/20)
3PT FG Attempt. [2020]	9 (8/12)
3PT FG Att. [Career]	9 (8/12/20)
Off. Rebounds [2020]	2 (8/12)
Off. Rebounds [Career]	2 (8/12/20)
Def. Rebounds [2020]	4 (7/26)
Def. Rebounds [Career]	4 (7/26/20)
Total Rebounds [2020]	5 (8/12)
Total Rebounds [Career]	5 (8/12/20)
Assists [2020]	7 (8/14)
Assists [Career]	7 (8/14/20)
Blocks [2020]	3 (8/14)
Blocks [Career]	3 (8/14/20)
Steals [2020]	3 (8/16)
Steals [Career]	3 (8/16/20)
Minutes [2020]	40 (8/12)
Minutes [Career]	40 (8/12/20)
Double-Doubles [2020]	NONE
Double-Doubles [Career]	NONE

### DIETRICK CAREER

Season	Team	G	GS	MIN	FGM-A	3PM-A	FTM-A	OR	DR	TOT	AST	STL	BS	TO	PF	PTS
2016	TOT	3	0	14	1-2	0-1	2-2	0	3	3	0	0	0	1	1	4
2018	ATL	26	0	186	12-35	9-23	4-6	2	12	14	11	7	0	12	21	37
2019	SEA	17	1	106	1-10	0-6	4-6	1	9	10	16	3	2	10	14	6
2020	ATL	15	4	320	36-74	19-42	1-4	3	20	23	47	10	3	33	34	92
Career		61	5	626	50-121	28-72	11-18	6	44	50	74	20	5	56	70	139



## #0 GLORY JOHNSON F • 6-3 • 170 • 7 yrs • Tennessee

### 2020 Highlights:

- » Made her first appearance in a Dream jersey on July 31 against the Liberty, scoring two points with a rebound and a steal in 8 minutes of play.
- » Played a season-high 19 minutes against Phoenix (8/4), putting up 5 points with 5 rebounds.
- » Made her first three pointer of the season against Seattle (8/6), adding on 7 rebounds, 2 steals and 1 block.
- » Came off the bench to score a season-high 23 points on 10-of-15 shooting from the field against Los Angeles (8/21).

### JOHNSON 2020 GAME-BY-GAME

Date	Opp	GS	MP	FGM-A	3PM-A	FTM-A	OREB	DREB	REB	AST	STL	BLK	TO	PF	PTS
7/26	DAL														
7/29	LVA														
7/31	NYL	8		1-2	0-1	0-2	0	1	1	0	1	0	1	1	2
8/2	IND	7		0-0	0-0	0-0	0	0	0	0	0	0	0	0	0
8/4	PHO	19		2-3	0-1	1-2	0	5	5	0	1	0	1	3	5
8/6	SEA	20		1-4	1-3	0-0	1	6	7	1	2	1	0	3	3
8/8	DAL	17		2-4	2-3	0-0	1	6	7	0	1	3	0	1	6
8/10	CON	11		1-2	1-2	3-4	0	3	3	1	0	0	1	0	6
8/12	SEA	17		2-7	0-4	0-0	1	4	5	1	1	1	1	0	4
8/14	PHO	8		1-1	1-1	0-2	0	1	1	1	0	0	0	0	3
8/16	CHI	21		2-5	0-2	3-4	0	3	3	0	1	0	2	0	7
8/19	WAS	8		1-3	0-2	0-0	0	2	2	0	1	0	2	1	2
8/21	LAS	32		10-16	2-6	1-2	1	4	5	2	2	0	4	4	23
8/23	MIN	17		0-4	0-2	1-2	0	6	6	2	0	1	0	0	1
8/28	MIN	11		0-4	0-2	1-4	0	2	2	0	0	0	0	1	1

### SEASON/CAREER HIGHS

Points [2020]	23 (8/21)
Points [Career]	32 (6/16/13)
FG Made [2020]	10 (8/21)
FG Made [Career]	12 (6/16/13)
FG Attempted [2020]	16 (8/21)
FG Attempted [Career]	16 (8/21/20)
FT Made [2020]	3 (2 times)
FT Made [Career]	14 (7/12/12)
FT Attempted [2020]	4 (3 times)
FT Attempted [Career]	15 (7/12/12)
3PT FG Made [2020]	2 (2 times)
3PT FG Made [Career]	6 (8/31/19)
3PT FG Attempt. [2020]	6 (8/21)
3PT FG Att. [Career]	11 (8/31/19)
Off. Rebounds [2020]	1 (4 times)
Off. Rebounds [Career]	12 (6/16/13)
Def. Rebounds [2020]	6 (3 times)
Def. Rebounds [Career]	13 (2 times)
Total Rebounds [2020]	7 (2 times)
Total Rebounds [Career]	22 (6/16/13)
Assists [2020]	2 (2 times)
Assists [Career]	5 (4 times)
Blocks [2020]	3 (8/8)
Blocks [Career]	3 (5 times)
Steals [2020]	2 (8/6)
Steals [Career]	5 (5 times)
Minutes [2020]	21 (8/16)
Minutes [Career]	42 (8/25/13)
Double-Doubles [2020]	N/A
Double-Doubles [Career]	NONE

### JOHNSON CAREER

Season	Team	G	GS	MIN	FGM-A	3PM-A	FTM-A	OR	DR	TOT	AST	STL	BS	TO	PF	PTS
2012	TUL	34	28	958	131-272	0-0	130-192	95	137	232	38	73	20	71	103	392
2013	TUL	29	28	875	152-341	1-3	130-174	95	163	258	33	30	12	60	71	435
2014	TUL	33	33	1070	173-385	0-3	139-183	95	210	305	46	45	13	87	107	485
2016	DAL	18	6	502	72-163	4-14	55-73	48	113	161	23	17	11	26	39	203
2017	DAL	33	33	1022	187-403	21-67	98-128	79	221	300	53	41	13	73	97	493
2018	DAL	29	17	652	85-204	17-54	46-59	47	126	173	39	29	14	39	61	233
2019	DAL	28	19	676	78-214	35-103	14-24	27	117	144	39	39	18	28	45	205
2020	ATL	13	0	191	23-55	7-29	10-22	4	43	47	8	10	6	12	14	63
Career		217	164	5946	901-2037	85-273	622-855	490	1130	1620	279	284	107	396	537	2509



## #44 BETNIJAH LANEY G-F • 6-4 • 166 • 4 yrs • Rutgers

Betnijah Laney - buh-NAW-jah

### 2020 Highlights:

- » Started and set career high records with 19 points, 6 made field goals and 14 attempted field goals against Dallas (7/24). Led the Dream with two steals.
- » Topped her career high record with 30 points against New York (7/31), going 11-18 from the field on a career night that included highs in free throws made and attempted, offensive rebounds, defensive rebounds, total rebounds and steals.
- » Recorded her 5<sup>th</sup> double-figure game of the season and 4<sup>th</sup> straight with 20 points against Seattle (8/6), sinking a career-high 4 three pointers on 7 shots.
- » Put up a career-high 35 points against Washington (8/19), sinking 14 shots from the field and adding on 6 assists and 2 steals.
- » Dished out a career-best 11 assists against Los Angeles (8/21) and scored 15 points for her first double-double.

### LANEY 2020 GAME-BY-GAME

Date	Opp	GS	MP	FGM-A	3PM-A	FTM-A	OREB	DREB	REB	AST	STL	BLK	TO	PF	PTS
7/26	DAL	*	34	6-14	2-4	5-6	0	2	2	3	2	0	6	4	19
7/29	LVA	*	30	4-9	0-2	0-0	1	3	4	4	1	0	2	3	8
7/31	NYL	*	35	11-18	2-2	6-7	3	5	8	2	3	0	3	5	30
8/2	IND	*	32	4-10	0-1	5-6	2	3	5	6	4	0	3	2	13
8/4	PHO	*	36	6-11	1-3	4-4	1	6	7	5	4	0	3	5	17
8/6	SEA	*	22	7-12	4-7	2-2	1	3	4	1	0	0	3	3	20
8/8	DAL	*	37	5-13	3-7	3-3	0	2	2	2	1	0	5	0	16
8/10	CON	*	26	1-5	1-1	0-0	1	1	2	5	1	0	4	3	3
8/12	SEA	*	28	7-14	2-6	1-1	1	0	1	3	1	0	1	2	17
8/14	PHO	*	29	7-13	1-5	1-2	1	0	1	1	0	0	4	1	16
8/16	CHI	*	34	5-11	0-2	0-0	1	2	3	4	0	0	3	1	10
8/19	WAS	*	37	14-24	3-7	4-6	1	4	5	6	2	0	3	3	35
8/21	LAS	*	43	5-14	2-6	3-4	1	3	4	11	2	0	3	4	15
8/23	MIN	*	37	7-14	1-2	1-2	1	7	8	10	1	0	5	4	16
8/28	MIN	*	37	9-16	1-3	3-3	0	4	4	5	2	1	4	2	22

### SEASON/CAREER HIGHS

Points (2020)	35 (8/19)
Points (Career)	35 (8/19/20)
FG Made (2020)	14 (8/19)
FG Made (Career)	14 (8/19/20)
FG Attempted (2020)	24 (8/19)
FG Attempted (Career)	24 (8/19/20)
FT Made (2020)	6 (7/31)
FT Made (Career)	6 (7/31/20)
FT Attempted (2020)	7 (2 times)
FT Attempted (Career)	7 (2 times)
3PT FG Made (2020)	4 (8/6)
3PT FG Made (Career)	4 (8/6/20)
3PT FG Attempt. (2020)	7 (3 times)
3PT FG Att. (Career)	7 (3 times)
Off. Rebounds (2020)	3 (7/31)
Off. Rebounds (Career)	6 (6/13/19)
Def. Rebounds (2020)	7 (8/23)
Def. Rebounds (Career)	9 (7/10/19)
Total Rebounds (2020)	8 (7/31)
Total Rebounds (Career)	11 (6/13/19)
Assists (2020)	11 (8/21)
Assists (Career)	11 (8/21/20)
Blocks (2020)	NONE
Blocks (Career)	2 (6/19/15)
Steals (2020)	4 (2 times)
Steals (Career)	4 (4 times)
Minutes (2020)	37 (2 times)
Minutes (Career)	39 (6/13/19)
Double-Doubles (2020)	2
Double-Doubles (Career)	2

### LANEY CAREER

Season	Team	G	GS	MIN	FGM-A	3PM-A	FTM-A	OR	DR	TOT	AST	STL	BS	TO	PF	PTS
2015	CHI	32	2	411	39-99	0-6	16-23	18	50	68	19	16	6	18	41	94
2016	CHI	8	1	42	2-12	0-1	4-4	1	4	5	1	1	0	2	6	8
2018	CON	29	0	271	33-70	1-9	10-11	20	30	50	21	11	0	16	20	77
2019	IND	34	27	878	77-213	20-66	18-31	32	111	143	59	48	4	49	55	192
2020	ATL	15	15	497	98-198	23-58	38-46	15	45	60	68	24	1	52	42	257
Career		118	45	2099	249-592	44-140	86-115	86	240	326	168	100	11	137	164	628





## #40 SHEKINNA STRICKLEN F • 6-2 • 230 • 8 yrs • Tennessee

Shekinna Stricklen – sheh-KEE-nuh

### 2020 Highlights:

- » Made her Dream debut against Dallas on July 26, starting and knocking down 16 points with four made three-pointers.
- » Scored in double digits against Las Vegas (7/29) with 10 points.
- » Pulled down 4 boards with 2 assists and 2 steals against New York (7/31)
- » Shot a season-high 8 three-pointers against Seattle (8/6).
- » Knocked down 6 three's in the first half against Connecticut (8/10), just one off the WNBA record of 7 three's in one half (Kelsey Mitchell, 2019).

### STRICKLEN 2020 GAME-BY-GAME

Date	Opp	GS	MP	FGM-A	3PM-A	FTM-A	OREB	DREB	REB	AST	STL	BLK	TO	PF	PTS
7/26	DAL	*	25	4-7	4-7	4-4	0	1	1	0	0	0	0	2	16
7/29	LVA	*	17	4-5	2-3	0-0	0	1	1	0	0	0	1	4	10
7/31	NYL	*	31	3-13	0-5	0-0	1	3	4	2	2	0	1	2	6
8/2	IND	*	24	2-7	2-6	0-0	0	0	0	0	0	0	1	3	6
8/4	PHO	*	22	3-8	1-4	0-0	0	3	3	0	0	0	0	2	7
8/6	SEA	*	27	2-8	2-8	0-0	0	2	2	1	0	0	0	2	6
8/8	DAL	*	21	2-6	1-5	0-0	0	2	2	0	0	0	1	1	5
8/10	CON	*	21	6-10	6-8	0-0	0	1	1	0	0	0	2	1	18
8/12	SEA	*	15	0-6	0-4	0-0	0	1	1	1	0	0	1	2	0
8/14	PHO	*	20	0-6	0-1	0-0	0	2	2	3	0	0	0	3	0
8/16	CHI		17	1-3	1-3	0-0	0	0	0	0	0	0	1	1	3
8/19	WAS		23	1-5	1-4	0-0	1	2	3	0	0	1	0	3	3
8/21	LAS	*	38	5-7	3-4	3-3	0	3	3	4	2	0	1	5	16
8/23	MIN	*	26	3-5	2-4	0-0	0	1	1	0	0	0	0	2	8
8/28	MIN		22	1-5	1-4	0-0	0	5	5	0	0	0	1	3	3

### SEASON/CAREER HIGHS

Points (2020)	18 (8/10)
Points (Career)	26 (9/12/13)
FG Made (2020)	6 (8/10)
FG Made (Career)	10 (2 times)
FG Attempted (2020)	13 (7/31)
FG Attempted (Career)	17 (8/4/13)
FT Made (2020)	4 (7/26)
FT Made (Career)	6 (8/9/15)
FT Attempted (2020)	4 (7/26)
FT Attempted (Career)	6 (3 times)
3PT FG Made (2020)	6 (8/10)
3PT FG Made (Career)	8 (7/22/18)
3PT FG Attempt. (2020)	8 (2 times)
3PT FG Att. (Career)	13 (8/16/19)
Off. Rebounds (2020)	1 (7/31)
Off. Rebounds (Career)	4 (3 times)
Def. Rebounds (2020)	5 (8/28)
Def. Rebounds (Career)	8 (3 times)
Total Rebounds (2020)	5 (8/28)
Total Rebounds (Career)	11 (7/13/12)
Assists (2020)	4 (8/21)
Assists (Career)	6 (7/30/19)
Blocks (2020)	1 (8/19)
Blocks (Career)	3 (8/9/13)
Steals (2020)	2 (7/31)
Steals (Career)	5 (8/8/17)
Minutes (2020)	31 (7/31)
Minutes (Career)	37 (2 times)
Double-Doubles (2020)	N/A
Double-Doubles (Career)	1 (7/13/12)

### STRICKLEN CAREER

Season	Team	G	GS	MIN	FGM-A	3PM-A	FTM-A	OR	DR	TOT	AST	STL	BS	TO	PF	PTS
2012	SEA	34	3	784	100-253	37-117	36-52	28	119	147	40	24	8	35	70	273
2013	SEA	34	21	797	131-319	54-157	25-39	28	68	96	28	25	13	40	54	341
2014	SEA	33	10	578	86-200	47-122	19-26	9	60	69	23	20	3	27	65	238
2015	CON	34	0	599	95-231	51-142	22-28	25	38	63	22	19	8	20	46	263
2016	CON	28	0	306	38-104	27-77	9-14	9	29	38	15	12	2	3	20	112
2017	CON	34	29	926	95-232	71-173	32-37	17	90	107	37	42	4	29	56	293
2018	CON	34	30	639	77-179	58-135	12-14	9	68	77	16	20	4	19	46	224
2019	CON	34	34	804	104-255	76-199	22-27	9	56	65	39	34	7	28	79	306
2020	ATL	15	12	350	37-101	26-70	7-7	2	27	29	11	4	1	10	36	107
Career		280	139	5784	763-1874	447-1192	184-244	136	555	691	231	200	50	211	472	2157





## #10 COURTNEY WILLIAMS

G · 5-8 · 133 · 4 yrs · South Florida

### 2020 Highlights:

- » Made her first appearance in a Dream jersey on July 31 against New York, putting up 6 points with 4 rebounds and 2 assists in 16 minutes of play.
- » Recorded first double-double of the season with 13 points and 10 rebounds against Seattle (8/6).
- » Made her first start with the Dream against Seattle (8/12), scoring 12 points with a team-high 7 rebounds.
- » Scored 30 points against Washington (8/19) on 13 made field goals in a season-high 37 minutes. It marked just the second 30-point outing of her career.

### C. WILLIAMS 2020 GAME-BY-GAME

Date	Opp	GS	MP	FGM-A	3PM-A	FTM-A	OREB	DREB	REB	AST	STL	BLK	TO	PF	PTS
7/26	DAL														
7/29	LVA														
7/31	NYL		16	2-10	0-0	2-2	2	2	4	2	0	0	2	1	6
8/2	IND		23	9-18	0-2	0-0	0	3	3	4	0	0	1	2	18
8/4	PHO		20	1-8	0-1	0-0	4	5	9	2	0	0	3	1	2
8/6	SEA		29	4-13	0-4	5-5	3	7	10	1	0	0	1	2	13
8/8	DAL		25	7-15	0-1	0-1	1	2	3	3	1	0	1	1	14
8/10	CON		24	6-10	0-0	0-0	1	6	7	4	0	1	3	3	12
8/12	SEA	*	31	4-17	1-2	0-0	3	4	7	3	0	0	3	2	9
8/14	PHO	*	35	6-19	0-1	0-2	6	8	14	4	1	0	2	2	12
8/16	CHI	*	33	7-18	0-2	1-3	3	3	6	4	1	0	2	2	15
8/19	WAS	*	37	13-22	3-4	1-2	2	6	8	7	0	0	2	4	30
8/21	LAS	*	43	8-17	0-1	0-0	2	2	4	8	3	0	10	3	16
8/23	MIN	*	30	7-15	0-3	0-0	0	1	1	4	2	0	4	1	14
8/28	MIN	*	35	8-14	1-3	0-0	2	3	5	2	1	0	4	4	17

### SEASON/CAREER HIGHS

Points (2020)	30 (8/19)
Points (Career)	34 (6/13/18)
FG Made (2020)	13 (8/19)
FG Made (Career)	15 (6/13/18)
FG Attempted (2020)	22 (8/19)
FG Attempted (Career)	29 (6/13/18)
FT Made (2020)	5 (8/6)
FT Made (Career)	5 (2 times)
FT Attempted (2020)	5 (8/6)
FT Attempted (Career)	6 (6/14/17)
3PT FG Made (2020)	3 (8/19)
3PT FG Made (Career)	6 (9/29/19)
3PT FG Attempt. (2020)	4 (2 times)
3PT FG Att. (Career)	10 (6/13/18)
Off. Rebounds (2020)	6 (8/14)
Off. Rebounds (Career)	6 (8/14/20)
Def. Rebounds (2020)	8 (8/14)
Def. Rebounds (Career)	10 (7/14/18)
Total Rebounds (2020)	14 (8/14)
Total Rebounds (Career)	14 (8/14/20)
Assists (2020)	8 (8/21)
Assists (Career)	9 (9/6/19)
Blocks (2020)	1 (8/10)
Blocks (Career)	2 (2 times)
Steals (2020)	3 (8/21)
Steals (Career)	6 (8/16/19)
Minutes (2020)	37 (8/19)
Minutes (Career)	41 (9/6/19)

### C. WILLIAMS CAREER

Season	Team	G	GS	MIN	FGM-A	3PM-A	FTM-A	OR	DR	TOT	AST	STL	BS	TO	PF	PTS
2016	TOT	25	0	351	68-166	8-27	12-21	28	48	76	30	12	3	21	30	156
2017	CON	34	28	884	185-390	12-37	36-41	45	97	142	71	19	8	48	55	418
2018	CON	30	29	812	171-375	20-53	17-25	46	132	178	90	23	2	54	47	379
2019	CON	34	34	988	187-430	16-35	60-75	48	141	189	129	46	13	56	47	450
2020	ATL	13	7	384	82-196	5-24	9-15	29	52	81	48	9	1	38	28	178
Career		136	98	3419	693-1557	61-176	134-177	196	470	667	368	109	27	217	207	1581

Double-Doubles (2020)	2
Double-Doubles (Career)	7



## #1 ELIZABETH WILLIAMS C-F • 6-3 • 192 • 5 yrs • Duke

### 2020 Highlights:

- » Shot a perfect 7-for-7 from the field in the Dream's season opener against Dallas (7/26), tying the franchise record (last by Aneika Henry, at Tulsa, June 29, 2012).
- » Led the team with 16 points against Las Vegas (7/29), knocking down 7 of 14 shots and picking up 3 steals and 4 rebounds.
- » Recorded her 6<sup>th</sup> double-figure outing of the season with 10 points against Phoenix (8/14).

### E. WILLIAMS 2020 GAME-BY-GAME

Date	Opp	GS	MP	FGM-A	3PM-A	FTM-A	OREB	DREB	REB	AST	STL	BLK	TO	PF	PTS
7/26	DAL	*	34	7-7	0-0	3-3	2	5	7	1	1	1	0	2	17
7/29	LVA	*	27	7-14	0-0	2-3	3	1	4	1	3	1	0	2	16
7/31	NYL	*	36	3-7	0-0	9-12	6	4	10	2	0	1	0	2	15
8/2	IND	*	33	7-10	0-0	1-1	0	6	6	2	0	0	0	4	15
8/4	PHO	*	26	2-6	0-0	4-4	0	2	2	0	0	0	6	5	8
8/6	SEA	*	33	3-6	0-0	3-3	1	5	6	0	2	2	2	1	9
8/8	DAL	*	33	7-11	0-0	1-2	6	0	6	3	0	2	1	2	15
8/10	CON	*	23	4-8	0-0	0-2	0	1	1	3	0	0	0	2	8
8/12	SEA	*	23	3-5	0-0	0-0	0	2	2	2	1	1	1	3	6
8/14	PHO	*	22	5-8	0-0	0-1	1	6	7	1	1	4	1	2	10
8/16	CHI	*	25	2-4	0-0	4-5	1	3	4	0	1	1	3	0	8
8/19	WAS	*	30	3-5	0-0	2-4	2	3	5	6	0	0	1	4	8
8/21	LAS	*	36	2-6	0-0	2-2	2	5	7	0	1	1	2	4	6
8/23	MIN	*	31	4-14	0-0	0-0	2	0	2	2	1	1	1	1	8
8/28	MIN	*	32	6-13	0-0	0-0	2	8	10	3	0	3	0	3	12

### SEASON/CAREER HIGHS

Points (2020)	17 (7/26)
Points (Career)	22 (8/7/18)
FG Made (2020)	7 (4 times)
FG Made (Career)	11 (8/7/18)
FG Attempted (2020)	14 (2 times)
FG Attempted (Career)	16 (4 times)
FT Made (2020)	9 (7/31)
FT Made (Career)	9 (7/31/20)
FT Attempted (2020)	12 (7/31)
FT Attempted (Career)	12 (7/31/20)
3PT FG Made (2020)	N/A
3PT FG Made (Career)	N/A
3PT FG Attempt. (2020)	N/A
3PT FG Att. (Career)	1 (2 times)
Off. Rebounds (2020)	6 (2 times)
Off. Rebounds (Career)	8 (8/8/17)
Def. Rebounds (2020)	6 (2 times)
Def. Rebounds (Career)	13 (8/26/17)
Total Rebounds (2020)	10 (7/31)
Total Rebounds (Career)	16 (9/11/16)
Assists (2020)	6 (8/19)
Assists (Career)	6 (2 times)
Blocks (2020)	4 (8/14)
Blocks (Career)	8 (9/5/19)
Steals (2020)	3 (7/29)
Steals (Career)	4 (7/9/17)
Minutes (2020)	36 (7/31)
Minutes (Career)	45 (6/22/16)
Double-Doubles (2020)	1 (7/31)
Double-Doubles (Career)	12

### E WILLIAMS CAREER

Season	Team	G	GS	MIN	FGM-A	3PM-A	FTM-A	OR	DR	TOT	AST	STL	BS	TO	PF	PTS
2015	CON	21	0	246	28-53	0-0	14-25	22	46	68	8	6	19	11	20	70
2016	ATL	34	34	1179	157-355	0-1	92-133	106	170	276	42	26	79	42	105	406
2017	ATL	34	34	1069	149-307	0-1	54-82	107	139	246	46	36	67	46	81	352
2018	ATL	33	32	885	121-221	0-0	58-103	71	119	190	46	26	59	41	88	300
2019	ATL	32	32	909	107-235	0-0	82-112	99	109	208	37	24	53	41	71	296
2020	ATL	15	15	442	65-124	0-0	31-42	28	51	79	26	10	18	18	37	161
Career		169	147	4730	627-1295	0-2	331-497	433	634	1067	205	128	295	199	402	1585

## 2020 ATLANTA DREAM SPOTTERS GUIDE

WITH TWITTER HANDLES




**0**  
**Glory Johnson**  
 F · 6-3 · 170  
 @MISSVOL25




**1**  
**Elizabeth Williams**  
 C-F · 6-3 · 192  
 @E\_Williams\_1



**3**  
**Chennedy Carter**  
 G · 5-9 · 143  
 @ChennedyCarter



**5**  
**Jaylyn Agnew**  
 F · 5-11 · 149  
 @jaylyn\_agnew



**10**  
**Courtney Williams**  
 G · 5-8 · 133  
 @CourtMWilliams



**11**  
**Blake Dietrick**  
 G · 5-10 · 169



**20**  
**Brittany Brewer**  
 F · 6-5 · 182  
 @lilbrewsie



**22**  
**Kalani Brown**  
 C · 6-7 · 245  
 @kalanibrown21



**25**  
**Monique Billings**  
 F · 6-4 · 192  
 @moniquebillings



**33**  
**Kaela Davis**  
 F-G · 6-2 · 170



**40**  
**Shekinna Stricklen**  
 F · 6-2 · 230  
 @strick40



**44**  
**Betnijah Laney**  
 G-F · 6-0 · 166  
 @BetnijahLaney



**Nicki Collen**  
 Head Coach  
 @NickiCollen



**Mike Petersen**  
 Assistant Coach



**Darius Taylor**  
 Assistant Coach  
 @DariusTaylor



**Natalie Trotter**  
 Athletic Trainer



**Kyra Vidas**  
 Director of Operations