



ATLANTA DREAM BASKETBALL

2020 GAME NOTES



2020 REGULAR SEASON SCHEDULE

Date	Opponent	Time/Result	TV
July 26	Dallas	W, 105-95	CBSSN
Wed. July 29	at Las Vegas	L, 70-100	CBSSN
Fri. July 31	New York	W, 84-78	NBATV
Sun. Aug 2	at Indiana	3:30 pm	NBATV
Tue. Aug 4	Phoenix	7:00 pm	ESPN2
Thurs. Aug 6	Seattle	6:00 pm	ESPN2
Sat. Aug 8	at Dallas	12:00 pm	ESPN2
Mon. Aug 10	Connecticut	6:00 pm	FSS
Wed. Aug 12	at Seattle	10:00 pm	TBD
Sun. Aug 14	at Phoenix	10:00 pm	TBD
Sun. Aug 16	Chicago	4:00 pm	TBD
Wed. Aug 19	at Washington	7:00 pm	CBSSN
Fri. Aug 21	Los Angeles	7:00 pm	TBD
Sun. Aug 23	Minnesota	4:00 p.m.	TBD
Wed. Aug 26	Washington	7:00 p.m.	ESPN2
Fri. Aug 28	Minnesota	7:00 p.m.	TBD
Sun. Aug 30	at Los Angeles	8:00 p.m.	SSSE
Tue. Sept 1	Indiana	8:00 p.m.	TBD
Thu. Sept 3	at New York	7:00 p.m.	CBSSN
Sat. Sept 5	Las Vegas	6:00 p.m.	TBD
Wed. Sept 9	at Chicago	8:00 p.m.	CBSSN
Fri. Sept 11	at Connecticut	7:00 p.m.	TBD

All times EST

FSS = FOX Sports South

FSSE = FOX Sports Southeast

CBSSN = CBS Sports Network

TBD = FOX Sports network to be determined

WNBA Standings (as of July 31)

#1	Washington Mystics	3-0
#2	Atlanta Dream	2-1
#3	Seattle Storm	2-1
#4	Minnesota Lynx	2-1
#5	Chicago Sky	2-1
#6	Los Angeles Sparks	2-1
#7	Dallas Wings	2-1
#8	Indiana Fever	1-2
#9	Phoenix Mercury	1-2
#10	Las Vegas Aces	1-2
#11	Connecticut Sun	0-3
#12	New York Liberty	0-3



ATLANTA DREAM at INDIANA FEVER

Sunday, August 2 · 3:30 p.m. ET
IMG Academy · Bradenton, Fla.
Game 4 · FOX Sports South/NBA TV



PROBABLE STARTERS

F #25 MONIQUE BILLINGS 6-4 | 192 | UCLA

2020: Led all scorers in opening weekend with 30 points in the Dream's 105-95 win over Dallas ... first Dream player to score 30 points since Tiffany Hayes in August 2019 ... led team with 15 rebounds against New York (7/31).

F #40 SHEKINNA STRICKLEN 6-2 | 230 | Tennessee

2020: Made her Dream debut against Dallas on July 26, starting and knocking down 16 points with four made three-pointers ... scored in double digits against Las Vegas (7/29) with 10 points.

C #1 ELIZABETH WILLIAMS 6-3 | 192 | Duke

2020: Shot a perfect 7-for-7 from the field in the Dream's season opener against Dallas (7/26), tying the franchise record ... led the team with 16 points against Las Vegas (7/29) ... 12th career double-double against New York (7/31) with 15 pts and 10 reb ... hit 1,000 career rebounds on July 31.

G #44 BETNIJAH LANEY 6-0 | 166 | Rutgers

2020: Started and set career high records with 19 points, 6 made field goals and 14 attempted field goals against Dallas (7/24), led the Dream with two steals ... led the team with four assists against Las Vegas (7/29) ... first 30-point outing against New York (7/31) with 8 reb and 3 steals.

G #3 CHENNEDY CARTER 5-9 | 143 | Texas A&M

2020: Started and put up 18 points with 8 assists and 5 defensive boards in her pro debut against Dallas (7/26), leading all rookies in scoring and leading the Dream in assists ... put up 11 points against Las Vegas (7/29) ... third-straight double-figure scoring outing against New York (7/31) with 17 points.

2020 RECORDS

2020	Record	Home	Road	OT
Overall	2-1	2-0	0-1	-
Eastern	2-0	2-0	0-0	-
Western	0-1	0-0	0-1	-

TRANSACTIONS AND INJURIES

RECENT TRANSACTIONS:

Granted Emergency Hardship Waiver, Signed Erica McCall (7/12)
Waived Erica McCall (7/30)

INJURIES:

Kalani Brown - OUT (Illness)

All media on both game days and practice days will be held via Zoom Webinars. More information at dreamatl.net/32cxe7g.

2020 ATLANTA DREAM ROSTER

#	Player	Pos	Ht	Wt	DOB	Exp	From	Twitter
5	Jaylyn Agnew	F	5-11	149	July 21, 1997	R	Creighton/USA	@jaylyn_agnew
25	Monique Billings	F	6-4	192	May 2, 1996	2	UCLA/USA	@moniquebillings
20	Brittany Brewer	F	6-5	182	November 6, 1997	R	Texas Tech/USA	@ilbrewsie
22	Kalani Brown	C	6-7	245	March 21, 1997	1	Baylor/USA	@kalanibrown21
3	Chennedy Carter	G	5-9	143	November 14, 1998	R	Texas A&M/USA	@ChennedyCarter
11	Blake Dietrick	G	5-10	169	July 19, 1993	3	Princeton/USA	N/A
0	Glory Johnson	F	6-3	170	July 27, 1990	7	Tennessee/USA	@MISSVOL25
7	Alexis Jones	G	5-9	167	May 8, 1994	3	Baylor/USA	@Lextoo_shifty
44	Betnijah Laney	G	6-0	166	October 29, 1993	4	Rutgers/USA	@BetnijahLaney
40	Shekinna Stricklen	F	6-2	230	July 30, 1990	8	Tennessee/USA	@strick40
10	Courtney Williams	G	5-8	133	May 11, 1994	4	South Florida/USA	@CourtMWilliams
1	Elizabeth Williams	C-F	6-3	192	June 23, 1993	5	Duke/USA	@E_Williams_1

Head Coach – Nicki Collen (Third season, Marquette)

Assistant Coach – Mike Peterson (Third season, Northwest Christian)

Assistant Coach – Darius Taylor (Third season, Michigan)

Athletic Trainer – Natalie Trotter (First season, Valdosta State/Troy)

Strength and Conditioning Coach – Jamal Baptiste (First season, Lincoln University/Cal U)

Video Coordinator & Scouting Director – Sydney Durrah (First season, Maryland)

Director of Operations – Kyra Vidas (Second season, Lake Forest College)

PRONUNCIATION GUIDE

Kalani Brown – kuh-LAH-nee

Chennedy Carter – KEN-eh-dee

Blake **Dietrick** – dee-TRICK

Betnijah Laney – buh-NIGH-jah

Shekinna Stricklen – sheh-KEE-nuh

How The Team Was Built

Through the Draft:	Monique Billings, 15 th overall pick, 2018 Chennedy Carter, 4 th overall pick, 2020 Brittany Brewer, 17 th overall pick, 2020
Via Trade:	Elizabeth Williams from Connecticut, 2015 Kalani Brown from Las Vegas, 2020 Courtney Williams from Connecticut, 2020
Via Free Agency:	Glory Johnson, 2/13/2020 Shekinna Stricklen, 2/16/2020 Alexis Jones, 2/18/2020 Blake Dietrick, 2/24/2020 Jaylyn Agnew, 6/24/2020 Betnijah Laney, 6/24/2020

QUICK FACTS

GENERAL

Full Name: Atlanta Dream
 Location: Atlanta, Ga.
 Inaugural Season: 2008
 Colors: Red, Gray, Blue
 Owners: Mary Brock & Kelly Loeffler
 Dream Too, LLC
 President/GM: Chris Sienko
 Twitter: @csienko11
 TV: ESPN2/CBS Sports Network/FOX Sports South/Twitter

COACHING STAFF

Head Coach: Nicki Collen
 Years with Dream: Third season
 Twitter: @NickiCollen
 Career Record: 33-38
 Record with Dream: 33-38
 Alma Mater: Marquette
 Assistant Coach: Darius Taylor (Michigan)
 Assistant Coach: Mike Petersen (Northwest Christian)
 Head Athletic Trainer: Natalie Trotter (Valdosta State)
 Coordinator of Basketball Ops: Kyra Vidas (Lake Forest College)
 Dir of Scouting & Video Production: Sydney Durrah (Maryland)

TEAM INFORMATION

2019 Record: 8-26
 2019 Home Record: 5-12
 2019 Road Record: 3-14
 2019 vs Eastern Conference: 3-13


DREAM HISTORY

First Year: 2008 (13th Season)
 Regular Season Record: 166-207
 Regular Season Home Record: 96-80
 Regular Season Road Record: 62-125
 Playoff Record: 15-19 (9 Appearances)
 Best Finish: WNBA Finals (2010, 2011, 2013)
 WNBA Championships: 0
 Eastern Conference Championships: 3 (2010, 2011, 2013)

A BOLD
NEW ERA

ATLANTA DREAM REBRAND 2020

Created by local designer David Tann of the Tantrum Agency, the Dream's new brand is bold and engaging, bringing together key elements of the legacy brand and evolving it to reflect the future of the franchise. A fresh new logo and color palette will accompany the Dream in their move to the Gateway Center Arena, along with a new court design and updated uniforms to be revealed in advance of the 2020 season.

Pantone 186
#e3173ePantone 447
#363a37

White

Pantone 422
#929799Pantone 279
#4891ce

Global Logo



Primary Icon

Shield
(Secondary)

ATL (Secondary)

The exciting new primary logo is composed of a combination of icons that relate directly to Atlanta and its history. The rising phoenix symbolizes the city's rise from the ashes of the Civil War to become a world city. The shooting star ties the Dream back to its roots and is prominent within the formal logo. Finally, the basketball represents the game we pour everything we have into each day. All of these elements, which come together in a badge, will create a commitment to a winning team in an unparalleled city.

"The Atlanta Dream's new brand reflects our strong heritage as a city and a team, while looking toward the future. Our team worked closely with David Tann to reflect the strength of diversity, talent and athleticism that that all Dream fans and the City of Atlanta can be proud to wear."

- Dream President and General Manager Chris Sienko

DREAM PUBLIC RELATIONS AND SOCIAL MEDIA

PR Manager Kelsey Bibik
 Phone: 404-920-2545(O) / 858-361-9855 (C)
 Email: Kelsey.Bibik@AtlantaDream.net
 Twitter: @kelseybibik
 Director of Digital Media & Marketing: Dan Goldberger
 Phone: 404-920-2544 (O) / 646-872-7568 (C)
 Email: Dan.Goldberger@AtlantaDream.net
 Twitter: @DanGoldberger

 Twitter @AtlantaDream
 Instagram atlantadream
 Facebook /AtlantaDream
 PR Twitter @ATLDreamPR

NOTES AND STORYLINES

2020 Rookie of the Year Frontrunner vs. Lauren Cox

Atlanta's Chennedy Carter and Indiana's Lauren Cox will meet for the first time this season, as Texas A&M and Baylor haven't met since 2012. Cox recently joined the Fever in the bubble

2020 WNBA Season at IMG Academy

The league's 24th season will take place in Bradenton, Florida at IMG Academy, the Official Home of the 2020 WNBA season, and will include a 22-game schedule for each of its 12 teams. The Dream's regular season will run from July 26 to September 11, and will be followed by a standard-format Playoff series.

Laney Finding Her Place

After spending the first four years of her career with Indiana and Chicago, guard Betnijah [buh-NAW-jah] Laney is finding her place with Atlanta. Originally brought in for her defensive mindset, she has proven herself to be a strong offensive player and was a standout for the Dream during training camp. In her first game in red and gray, Laney started and put up a career-high 19 points with 3 assists and grabbed two defensive boards.

Two Players Get 30

Betnijah Laney and Monique Billings have each registered 30-point outings only three games into the season. The last time two Dream players scored 30 points each in a season was in 2018, when Angel McCoughtry and Renee Montgomery each had one 30-point performance.

Opening Night

In the Dream's 105-95 season-opening win over Dallas, Atlanta showed off a fast new offensive pace to emerge as the top-scoring team through the first games. Monique Billings led all scorers over the weekend, finishing with 30 points and 13 rebounds for her second career double-double. All five starters for the Dream scored in double digits and combined for 100 points for the first time in franchise history and just the sixth time in WNBA history.

Occurrences of starters combining for 100+ points, WNBA:

7/6/2007	Phoenix Mercury	106
7/7/2007	Connecticut Sun	101
6/13/2009	Phoenix Mercury	103
7/24/2010	Phoenix Mercury	100
7/22/2014	Minnesota Lynx	104
7/26/2020	Atlanta Dream	100

It was the Dream's first 100-point scoring outing since August 9, 2018 (109 vs. Las Vegas).

Only five Dream games in franchise history have resulted in a combined score higher than the season opener's 200 points:

7/22/2014	Minnesota 112, Atlanta 108
7/7/2010	Atlanta 108, Connecticut 103
6/27/2008	Connecticut 109, Atlanta 101
8/7/2018	Atlanta 109, Las Vegas 100
8/11/2011	Phoenix 109, Atlanta 95
7/26/2020	Atlanta 105, Dallas 95

WNBA Messaging Around Actions with the Anthem

"We are standing united across the league during opening weekend to make a statement about how the anthem does not represent freedom, justice and liberty for all Americans. We will continue to protest in various forms."

Returning Players

Dream veteran center Elizabeth Williams and forward Monique Billings are the only returning players on Atlanta's roster this season. They are joined by 11 new players, three of which are rookies. Blake Dietrick played for the Dream in 2018 and returned for training camp in 2019, but was waived by Atlanta and picked up by Seattle for the 2019 season.

Only one other team* in WNBA history has returned two or fewer players from the previous season – Phoenix in 2017 (returned Diana Taurasi and Brittney Griner).

*Not including first-year expansion teams

Career Milestones

Achieved:

– Elizabeth Williams most recently hit 1,000 career rebounds on July 31 vs. New York.

Upcoming:

– E. Williams needs 20 blocks to surpass Erika de Souza (281) as Atlanta's career blocks leader. She is also 28 points away from 1,500 career points.
– Shekinna Stricklen is 2 steals away from 200 and 9 made free throws away from reaching 250 in her career.
– Courtney Williams is one steal away from reaching 100 in her career.

Hollywood

Chennedy Carter started off her 2020 Rookie of the Year campaign with a bang opening night, scoring 18 points with 8 assists with only two turnovers. She has gone on to score in double digits in all three of the team's games so far, and has led in assists twice.

The standout was one of the most dynamic scorers in NCAA D-I during her three-year career at Texas A&M. She scored at least 26 points in all six of her career NCAA Tournament games, leading the Aggies to the NCAA Sweet 16 twice. Among players with at least five NCAA Tournament games played, Carter ranks third in scoring average at 31.0 points per game, trailing only Elena Delle Donne (34.4 PPG at Delaware) and Sheryl Swoopes (31.7 PPG at Texas Tech).

Connecticut South

Shekinna Stricklen and Courtney Williams, who helped Connecticut reach the WNBA Finals last season, are new to Atlanta but not to Nicki Collen, who spent 2015-17 as an assistant with the Sun. Last year, Stricklen ranked third in the league in made threes (76) and Williams was 20th in scoring (13.2 ppg). Dream guard Betnijah Laney and center Elizabeth Williams also spent a year each in Uncasville, with E. Williams being drafted by the Sun in 2015.

There are also three members of the Dream's front office staff

NOTES AND STORYLINES

that previously worked for the Sun – President and GM Chris Sienko, Director of Ticketing Annmarie Gengo, and Director of Game Operations Brennan Galloway.

Elizabeth Williams

With Dream veteran Tiffany Hayes choosing to forego the 2020 season, Elizabeth Williams becomes the Dream's current active leader in nearly every statistical category with 1,371 points, 927 rebounds, 259 blocks, 134 games played and 4,076 minutes in a Dream uniform.

In her first game of the season, Williams shot a perfect 7-of-7 from the field and 3-of-3 from the charity stripe. She tied the franchise record for most field goals without a miss

Most field goals, none missed, game

7 – Elizabeth Williams vs. Dallas, July 26, 2020

Aneika Henry, at Tulsa, June 29, 2012

6 – Erika de Souza, at Indiana, August 10, 2013

5 – Five times (last by Aneika Henry, vs. Connecticut, July 29, 2014)

Most blocked shots, career

281 – Erika de Souza

261 – Elizabeth Williams

185 – Angel McCoughtry

121 – Alison Bales

Highest average, blocked shots per game, career
(minimum 75 games)

1.93 – Elizabeth Williams (261/136)

1.45 – Erika de Souza (281/194)

1.42 – Alison Bales (121/85)

0.69 – Aneika Henry (102/70)

0.7 – Angel McCoughtry (185/285)

Highest average, offensive rebounds per game, career

2.9 – Elizabeth Williams (394/136)

2.9 – Erika de Souza (572/234)

2.2 – Sancho Lyttle (517/234)

1.6 – Angel McCoughtry (459/285)

Lady Vols

Glory Johnson and Shekinna Stricklen will appear on the same roster for the first time in their professional careers this summer. The last time the duo played together was at the University of Tennessee, when they led the Lady Vols to back-to-back Elite Eight appearances and three-straight SEC Tournament Championships under legendary coach Pat Summitt. Stricklen and Johnson were selected second and fourth overall, respectively, in the 2012 WNBA Draft. Their first game together on the same professional roster was on July 31 against New York.

Offseason Moves

Atlanta had the most active offseason of any team in the league this year, acquiring 10 new players through Free Agency, the Draft and trades prior to coming to Florida. The Dream traded for Courtney Williams from Connecticut and Kalani Brown from Los

Angeles, along with a talented crop of Free Agents that included Glory Johnson and Shekinna Stricklen. "Dream fans should be blown away by their team's offseason. Buy stock now," – Matt Ellentuck, SB Nation

Dream Draft Four in 2020 WNBA Draft

The Dream drafted four players in the 2020 WNBA Draft, headlined by guard Chennedy Carter out of Texas A&M with the No. 4 overall selection. Collen picked Texas Tech forward Brittany Brewer with the No. 17 overall selection (second round) – Carter and Brewer both signed contracts with the team for the 2020 season.

Collen also selected Oregon State guard Mikayla Pivec and Clemson forward Kobi Thornton with the No. 25 and 27 picks (third round), respectively.

A Bold New Era

Atlanta implemented a rebrand prior to the 2020 season, unveiling new logos and colors for the first time since its inaugural season (2008). The Dream also has new uniforms, a new mascot and had been slated for a new home – the Gateway Center Arena @ College Park. The new primary logo reflects a combination of icons related to Atlanta's history. Centered around a basketball, the rising phoenix symbolizes the city's rise from the ashes of the Civil War to become a world city, and a shooting star ties the Dream to its original roots.

Are We Done Talking About Breonna Taylor?

Of course not. On the day of this game, it will have been 142 days since she was murdered in her own apartment. The officers responsible for her death have not been arrested. Moving forward, players will have the option to keep her name on the back of their jerseys. Ten Dream players will still be wearing her name plate for the duration of the season.

Inspire Brands Teams Up with Dream for 2020 Season

Inspire Brands became the first-ever official jersey badge partner of the team this season. Beginning with the 2020 season, Inspire's brands will be featured on the upper-left shoulder of all editions of the Dream's jerseys, beginning with the Buffalo Wild Wings logo this year. Inspire is a multi-brand restaurant company whose portfolio includes more than 11,100 Arby's, Buffalo Wild Wings, SONIC Drive-In, Rusty Taco, and Jimmy John's locations worldwide.

DREAM- FEVER SERIES HISTORY

SERIES RECORD			
Overall.....	ATL leads, 24-23		
at Atlanta	ATL leads, 15-7		
at Indiana.....	IND leads, 16-9		
Current Streak	IND, W2		
at Atlanta	ATL, W7		
at Indiana.....	IND, W2		
Largest Atlanta Win	21 (7/7/17)		
Largest Indiana Win	32 (6/16/18)		
DATE	H/A	W/L	SCORE
5/13/08	H	L	67-100
7/16/08	A	W	101-109(OT)
8/30/08	A	L	72-98
9/8/08	H	L	67-72
6/6/09	H	W	68-82
7/5/09	A	L	72-67
7/17/09	A	L	88-64
5/16/10	H	W	97-82
6/19/10	A	L	80-96
7/16/10	A	L	94-62
8/1/10	H	W	92-99
8/6/10	A	L	96-88(OT)
7/19/11	H	W	87-96
8/27/11	A	W	85-74
8/30/11	H	W	73-92
9/11/11	A	W	73-75
5/19/12	A	L	87-80
5/27/12	H	L	72-92
6/26/12	H	W	78-77
8/18/12	A	L	74-65
9/5/12	H	W	86-88
5/31/13	A	W	88-57
6/25/13	H	W	77-78
8/10/13	A	L	76-85
9/4/13	H	W	83-71
5/17/14	A	W	89-80
5/25/14	H	L	55-84
6/29/14	A	W	70-75
7/1/14	H	L	64-82
7/12/14	A	W	90-77
6/16/15	H	L	71-57
8/7/15	A	L	78-67
8/28/15	A	W	83-77
9/11/15	H	L	93-87
5/20/16	A	L	67-73
5/29/16	H	W	87-73
7/15/16	A	L	72-78
6/15/17	A	L	74-85
7/7/17	H	W	89-68
8/26/17	H	W	79-74
6/14/18	H	W	72-68
6/16/18	A	L	64-96
7/1/18	A	W	87-83
7/13/18	H	W	98-74
6/19/19	H	W	88-78
7/31/19	A	L	59-61
8/10/19	A	L	82-87

WOMEN'S NATIONAL BASKETBALL ASSOCIATION										OFFICIAL SCORER'S REPORT									
										FINAL BOX									
Saturday, August 10, 2019 Bankers Life Fieldhouse, Indianapolis, IN										Game Duration: 1:56									
Officials: #55 Eric Brewton, #8 Daryl Humphrey, #66 Katie Lukanich										Attendance: 7923									
VISITOR: Atlanta Dream (5-19)																			
	POS	MIN	FG	FGA	3P	3PA	FT	FTA	OR	DR	TOT	A	PF	ST	TO	BS	+	-	PTS
7 Brittney Sykes	F	33:09	6	16	1	6	2	3	0	9	9	5	1	0	2	0	3	15	
51 Jessica Breland	F	22:54	5	10	3	5	0	0	0	4	4	1	1	1	0	1	7	13	
1 Elizabeth Williams	C	29:07	2	4	0	0	0	0	4	2	6	1	6	0	3	0	0	4	
15 Tiffany Hayes	G	35:03	12	21	4	8	6	8	1	5	6	4	4	0	5	0	-7	34	
21 Renee Montgomery	G	27:40	2	5	2	4	1	1	0	0	0	3	3	0	1	0	-3	7	
5 Maite Cazorla		15:50	0	3	0	3	2	2	0	2	2	2	0	1	2	0	-6	2	
10 Nia Coffey		10:35	1	3	1	3	0	0	0	1	1	1	1	0	1	0	-4	3	
24 Marie Glich		06:21	1	3	1	2	0	0	1	2	3	1	1	0	1	0	2	3	
25 Monique Billings		17:06	0	1	0	0	1	2	2	3	5	0	3	2	0	0	-12	1	
81 Alaina Coates		02:15	0	0	0	0	0	0	0	0	0	0	1	0	0	0	-5	0	
20 Alex Bentley	DND - Personal																		
35 Angel McCoughtry	NWT - Injury/Illness - Knee																		
			200:00	29	66	12	31	12	16	8	28	36	18	21	4	15	1	-5	82
					43.9%			38.7%			75%			TM REB: 4		TOT TO: 15 (18 PTS)			
HOME: INDIANA FEVER (9-16)																			
	POS	MIN	FG	FGA	3P	3PA	FT	FTA	OR	DR	TOT	A	PF	ST	TO	BS	+	-	PTS
44 Betnijah Laney	F	21:06	3	6	2	2	0	0	0	4	4	0	2	0	0	0	-4	8	
4 Candice Dupree	F	36:16	6	12	0	0	4	4	3	6	9	3	1	1	1	1	6	16	
11 Natalie Achonwa	C	18:42	4	11	1	2	3	3	4	3	7	1	1	1	1	1	-10	12	
3 Tiffany Mitchell	G	24:48	1	10	0	3	0	0	0	2	2	3	2	1	1	0	-4	2	
17 Erica Wheeler	G	32:59	6	8	2	3	5	6	0	6	6	7	1	2	1	0	12	19	
0 Kelsey Mitchell		20:38	4	10	2	7	0	0	0	2	2	2	2	0	1	0	5	10	
22 Erica McCall		03:44	0	1	0	0	0	0	0	0	0	0	1	0	0	0	-1	0	
25 Kennedy Burke		05:17	1	3	0	0	0	0	1	0	1	0	0	0	1	0	-3	2	
42 Shenise Johnson		15:12	1	7	1	3	2	2	0	1	1	1	3	2	1	0	9	5	
15 Teaira McCowan		18:02	3	4	0	0	7	10	3	4	7	0	5	1	3	0	12	13	
23 Stephanie Mavunga		03:16	0	1	0	0	0	0	0	1	1	0	1	0	0	0	3	0	
7 Paris Kea	DNP - Coach's decision																		
			200:00	29	73	8	20	21	25	11	29	40	17	19	8	10	2	5	87
					39.7%			40%			84%			TM REB: 9		TOT TO: 11 (11 PTS)			
SCORE BY PERIOD																			
		1	2	3	4	FINAL													
Dream		21	18	24	19	82													
FEVER		20	21	19	27	87													
Inactive: Dream -																			
Inactive: Fever -																			
Points in the Paint: Dream 24 (12/22), FEVER 28 (14/29)										Biggest Lead: Dream 9, FEVER 8									
2nd Chance Points: Dream 9 (2/6), FEVER 9 (3/13)										Lead Changes: 16									
Fast Break Points: Dream 4 (2/4), FEVER 13 (5/10)										Times Tied: 13									
Technical fouls - Individual																			
Dream (0): NONE																			
FEVER (1): Wheeler 5:59 3rd																			

WOMEN'S NATIONAL BASKETBALL ASSOCIATION										OFFICIAL SCORER'S REPORT									
										FINAL BOX									
Wednesday, July 31, 2019 Bankers Life Fieldhouse, Indianapolis, IN										Game Duration: 1:56									
Officials: #55 Eric Brewton, #13 Cheryl Flores, #24 Tony Dawkins										Attendance: 5702									
VISITOR: Atlanta Dream (5-16)																			
	POS	MIN	FG	FGA	3P	3PA	FT	FTA	OR	DR	TOT	A	PF	ST	TO	BS	+/-	PTS	
7 Brittney Sykes	F	23:19	2	11	1	3	1	2	1	5	6	3	1	1	2	1	-5	6	
51 Jessica Breland	F	22:45	2	6	0	2	0	0	1	10	11	4	3	0	1	0	-4	4	
1 Elizabeth Williams	C	31:47	7	15	0	0	3	3	5	2	7	1	3	0	1	2	5	17	
15 Tiffany Hayes	G	25:54	3	13	0	4	4	6	0	3	3	4	1	3	4	0	1	10	
21 Renee Montgomery	G	23:36	1	7	1	7	0	0	0	2	2	2	1	0	2	1	-7	3	
81 Alaina Coates		05:55	0	0	0	0	0	0	0	1	1	0	6	0	0	0	0	0	
20 Alex Bentley		25:34	5	15	2	6	0	0	0	0	0	1	2	1	3	0	-1	12	
25 Monique Billings		17:15	0	4	0	0	0	0	5	7	12	1	1	1	1	0	2	0	
5 Maite Cazorla		09:37	0	2	0	0	2	2	0	0	0	1	0	1	0	0	3	2	
10 Nia Coffey		12:00	1	2	1	1	0	0	0	2	2	0	3	0	1	1	3	3	
24 Marie Glich		02:18	1	1	0	0	0	2	0	0	0	0	0	0	0	0	-7	2	
35 Angel McCoughtry		NWT - Injury/Illness - Left Knee																	
		200:00	22	76	5	23	10	15	12	32	44	17	21	7	15	5	-2	59	
			28.9%			21.7%		66.7%		TM REB: 14			TOT TO: 16		(19 PTS)				
HOME: INDIANA FEVER (7-15)																			
	POS	MIN	FG	FGA	3P	3PA	FT	FTA	OR	DR	TOT	A	PF	ST	TO	BS	+/-	PTS	
44 Betnijah Laney	F	34:45	1	9	0	2	2	2	1	6	7	2	3	2	2	0	-1	4	
4 Candice Dupree	F	34:03	4	14	0	0	4	4	0	5	5	2	3	0	4	1	0	12	
11 Natalie Achonwa	C	22:19	3	7	0	0	1	1	1	7	8	2	3	1	0	0	-3	7	
3 Tiffany Mitchell	G	14:17	0	4	0	1	2	2	0	1	1	1	1	1	0	0	-1	2	
17 Erica Wheeler	G	31:44	6	12	1	5	2	3	0	3	3	3	3	5	4	0	2	15	
0 Kelsey Mitchell		19:23	1	6	1	5	1	2	0	0	0	4	1	0	1	0	3	4	
15 Teaira McCowan		19:42	3	5	0	0	4	9	3	11	14	0	1	2	2	3	3	10	
42 Shenise Johnson		17:21	2	8	0	3	3	3	0	3	3	0	2	1	2	0	3	7	
22 Erica McCall		03:44	0	0	0	0	0	0	2	0	2	0	0	0	0	1	2	0	
25 Kennedy Burke		02:42	0	0	0	0	0	0	0	0	0	0	0	0	0	0	2	0	
7 Paris Kea		DNP - Coach's decision																	
23 Stephanie Mavunga		DNP - Coach's decision																	
		200:00	20	65	2	16	19	26	7	36	43	14	17	11	15	4	2	61	
			30.8%			12.5%		73.1%		TM REB: 10			TOT TO: 16		(16 PTS)				
SCORE BY PERIOD																			
	1	2	3	4	FINAL														
Dream	11	14	17	17	59														
FEVER	13	19	17	12	61														
Inactive: Dream -																			
Inactive: Fever -																			
Points in the Paint: Dream 24 (12/34), FEVER 22 (11/28)										Biggest Lead: Dream 5, FEVER 13									
2nd Chance Points: Dream 10 (4/14), FEVER 10 (4/7)										Lead Changes: 11									
Fast Break Points: Dream 6 (3/8), FEVER 5 (2/4)										Times Tied: 3									
Technical fouls - Individual																			
Dream (1): Hayes 7:48 4th																			
FEVER (0): NONE																			
Technical fouls - Defensive Three Seconds																			
Dream (1): Williams 6:45 1st																			
FEVER (0): NONE																			

RECENT MEETINGS WITH FEVER

JUNE 19, 2019

ATLANTA (AP) Tiffany Hayes scored a season-high 28 points, Renee Montgomery added 16 points and nine assists, and the Atlanta Dream pulled away in the fourth quarter to beat the Indiana Fever 88-78 on Wednesday to snap a five-game skid.

Hayes was 9 of 15 from the field and hit 4 of 6 from 3-point range. Elizabeth Williams added 10 points and three blocks for the Dream [2-5].

Monique Billings made two free throws to give Atlanta the lead for good at 58-57, Montgomery added a 3-pointer and, after Candice Dupree hit a short jumper for Indiana, Montgomery sank a layup that made it 63-59 going into the fourth quarter.

Montgomery scored or assisted on 15 of the Dream's 25 fourth-quarter points, helping them build an 11-point lead when she kicked the ball out to Hayes for a long 3 with 3:33 to play.

Dupree led the Fever [4-5] with 19 points. She hit a jumper late in the first quarter that moved her past Sue Bird into seventh on the WNBA's career scoring list and now has 6,168 career points. Teaira McCowan, the No. 3 overall pick in the March draft, added 14 points, 14 rebounds and five blocks - all season highs - for Indiana.

The Fever have lost four of their last five games.

Atlanta, which came in averaging more than 16 turnovers per game, committed just six and hit a season-high 10 3-pointers on 22 attempts.

JULY 31, 2019

INDIANAPOLIS (AP) Erica Wheeler made a go-ahead layup with 11.9 seconds left, rookie Teaira McCowan blocked two shots at the other end and the Indiana Fever beat the Atlanta Dream 61-59 on Wednesday night.

Indiana [7-15] snapped a six-game losing streak and eight-game home skid that matched the club record for a single season. Atlanta [5-16] is tied with Dallas for the worst record in the WNBA after a season-high sixth consecutive defeat.

Wheeler had 15 points and five steals, and McCowan added 10 points and 14 rebounds. Indiana led by 13 points in the third quarter but Atlanta opened the fourth on a 17-5 run for a 59-54 lead. Wheeler's basket was Indiana's only field goal in the fourth quarter.

Elizabeth Williams scored 17 points for Atlanta, and Alex Bentley added 12.

Both teams shot under 32% from the field, combining for 7-of-39 shooting from 3-point range and 30 turnovers

AUGUST 10, 2019

INDIANAPOLIS (AP) Erica Wheeler had 19 points and seven assists, Candice Dupree added 16 points and nine rebounds and the Indiana Fever beat the Atlanta 87-82 on Saturday to hand the Dream their ninth consecutive loss.

Teaira McCowan had 13 points, Natalie Achonwa 12 and Kelsey Mitchell 10 - including eight in the fourth quarter.

Brittney Sykes hit a 3-pointer to give Atlanta a nine-point lead with three minutes left in the third quarter, but the Fever [9-16] scored 22 of the next 30 points to make it 71-66 midway through the fourth quarter.

Atlanta, which came in shooting a WNBA-worst 36.3% from the field this season, shot 51.1% through the first three quarters before making just 6 of 20 from the field in the fourth. The Dream shot 43.9% overall, snapping a streak of eight consecutive games shooting less than 40%.

Tiffany Hayes led Atlanta [5-19] with a career-high 34 points. The Dream made a season-high 12 3-pointers but were outscored 21-12 at the free-throw line and committed 15 turnovers.

Atlanta is winless since beating the Minnesota Lynx 60-53 on July 12 and has lost six in a row on the road.

ATLANTA DREAM STATS

2020 Records In...

1-point games	0-0
2-3 point games	0-0
4-5 point games	0-0
6-7 point games	1-0
8-9 point games	0-0
10+ point games	1-1

Starting Lineup Records

Carter, Laney, Williams, Stricklen, Billings	2-1
--	-----

Record When Starting...

Player	W-L	Pct.
Monique Billings	2-1	.667
Chennedy Carter	2-1	.667
Betnijah Laney	2-1	.667
Shekinna Stricklen	2-1	.667
Elizabeth Williams	2-1	.667

2020 Double Digit Games

Player	Pts.	Reb.	Ast.	Dble-Dbls
Monique Billings	1	2	-	1
Chennedy Carter	3	-	-	-
Blake Dietrick	1	-	-	-
Betnijah Laney	2	-	-	-
Shekinna Stricklen	2	-	-	-
Elizabeth Williams	2	1	-	-

2020 Game Leaders

Led Atlanta In...	Pts.	Reb.	Ast.	Stl.	Blk.
Monique Billings	1	3	-	-	2
Brittany Brewer	-	-	-	-	1
Chennedy Carter	-	-	2	-	-
Blake Dietrick	-	-	1	-	-
Betnijah Laney	1	-	1	2	-
Elizabeth Williams	1	-	-	3	1

2020 Records When...

Leading after the 1st Half	1-0
Tied after the 1st Half	0-0
Trailing after the 1st Half	1-1

Overtime	0-0
Double Overtime	0-0

Outrebounding opponent	2-0
Tied in rebounding	0-0
Being outrebounded	0-1

Shooting at least 50%	1-0
Shooting between 40-50%	0-1
Shooting under 40%	1-0

Opponent shoots at least 50%	0-1
Opponent shoots between 40-50%	1-0
Opponent shoots under 40%	1-0

Scoring 50-59 points	0-0
Scoring 60-69 points	0-0
Scoring 70-79 points	0-1
Scoring 80-89 points	1-0
Scoring 90-99 points	0-0
Scoring 100 points or more	1-0

Allowing 50-59 points	0-0
Allowing 60-69 points	0-0
Allowing 70-79 points	1-0
Allowing 80-89 points	0-0
Allowing 90-99 points	1-0
Allowing 100 points or more	0-1

Making more FTs	2-0
Same number of FTs	0-0
Making fewer FTs	0-1

Making more 3Ps	0-0
Same number of 3Ps	0-0
Making fewer 3Ps	2-1

Committing more TOs	1-0
Same number of TOs	1-0
Committing fewer TOs	0-1

2020 ATLANTA DREAM OVERALL STATISTICS

Player	G	GS	MPG	PPG	OREB	DREB	RPG	APG	SPG	BPG	FG%	3P%	FT%	TO	PF
Betnijah Laney	3	3	33.0	19.0	1.3	3.3	4.7	3.0	2.0	0.0	51.2	50.0	84.6	3.7	4.0
Elizabeth Williams	3	3	32.3	16.0	3.7	3.3	7.0	1.3	1.3	1.0	60.7	0.0	77.8	0.0	2.0
Chennedy Carter	3	3	26.3	15.3	0.0	3.0	3.0	4.7	0.7	0.3	33.3	22.2	84.2	2.3	4.7
Monique Billings	3	3	30.7	14.3	3.3	8.3	11.7	0.7	1.7	1.0	50.0	0.0	78.9	3.0	2.7
Shekinna Stricklen	3	3	24.3	10.7	0.3	1.7	2.0	0.7	0.7	0.0	44.0	40.0	100	0.7	2.7
Blake Dietrick	3	0	22.0	6.0	0.0	2.3	2.3	3.0	0.7	0.0	47.1	22.2	0.0	2.3	2.7
Courtney Williams	1	0	16.0	6.0	2.0	2.0	4.0	2.0	0.0	0.0	20.0	0.0	100	2.0	1.0
Glory Johnson	1	0	8.0	2.0	0.0	1.0	1.0	0.0	1.0	0.0	50.0	0.0	0.0	1.0	1.0
Brittany Brewer	1	0	17.0	2.0	0.0	1.0	1.0	0.0	2.0	4.0	100	0.0	0.0	2.0	3.0
Alexis Jones	2	0	11.5	1.5	0.0	0.0	0.0	0.0	1.0	0.0	12.5	12.5	0.0	1.5	0.5
Jaylyn Agnew	3	0	8.0	0.7	0.0	0.7	0.7	0.0	0.0	0.0	0.0	0.0	100	1.0	0.7
Kalani Brown	0	0	0.0	0.0	0.0	0.0	0.0	0.0	0.0	0.0	0.0	0.0	0.0	0.0	0.0

DREAM SCORING

Dream Scoring	High	Low
1st Quarter	27 (vs. Dallas - 7/26)	21 (at Las Vegas - 7/29)
2nd Quarter	26 (vs. Dallas - 7/26)	14 (at Las Vegas - 7/29)
3rd Quarter	21 (vs. Dallas - 7/26)	19 (at Las Vegas - 7/29)
4th Quarter	31 (vs. Dallas - 7/26)	16 (at Las Vegas - 7/29)
1st Half	53 (vs. Dallas - 7/26)	35 (at Las Vegas - 7/29)
2nd Half	52 (vs. Dallas - 7/26)	35 (at Las Vegas - 7/29)
1OT		
2OT		

OPPONENT SCORING

Opponent Scoring	High	Low
1st Quarter	28 (vs. Dallas - 7/26)	16 (vs. New York - 7/31)
2nd Quarter	27 (vs. New York - 7/31)	21 (vs. Dallas - 7/26)
3rd Quarter	30 (at Las Vegas - 7/29)	13 (vs. New York - 7/31)
4th Quarter	27 (vs. Dallas - 7/26)	22 (vs. New York - 7/31)
1st Half	49 (vs. Dallas - 7/26)	43 (vs. New York - 7/31)
2nd Half	53 (at Las Vegas - 7/29)	35 (vs. New York - 7/31)
1OT		
2OT		

2020 TEAM HIGHS AND LOWS

Dream Highs

Points	105	vs. Dallas - 7/26
Scoring Margin	+10	vs. Dallas - 7/26
Field Goals Made	34	vs. Dallas - 7/26
Field Goals Att.	75	vs. New York - 7/31
Field Goal Pct.	54.8	vs. Dallas - 7/26
3-Point FGs Made	7	vs. Dallas - 7/26
3-Point FGs Att.	28	at Las Vegas - 7/29
3-Point FG Pct.	41.2	vs. Dallas - 7/26
Free Throws Made	30	vs. Dallas - 7/26
Free Throws Att.	34	vs. Dallas - 7/26
Free Throw Pct.	88.2	vs. Dallas - 7/26
Offensive Rebounds	17	vs. New York - 7/31
Defensive Rebounds	30	vs. Dallas - 7/26
Total Rebounds	43	vs. New York - 7/31
Assists	19	vs. Dallas - 7/26
Steals	12	at Las Vegas - 7/29
Turnovers	17	vs. Dallas - 7/26
Blocked Shots	5	at Las Vegas - 7/29
Personal Fouls	24	at Las Vegas - 7/29

Dream Lows

Points	70	at Las Vegas - 7/29
Scoring Margin	-30	at Las Vegas - 7/29
Field Goals Made	28	2 times
Field Goals Att.	62	vs. Dallas - 7/26
Field Goal Pct.	37.3	vs. New York - 7/31
3-Point FGs Made	3	vs. New York - 7/31
3-Point FGs Att.	10	vs. New York - 7/31
3-Point FG Pct.	17.9	at Las Vegas - 7/29
Free Throws Made	9	at Las Vegas - 7/29
Free Throws Att.	14	at Las Vegas - 7/29
Free Throw Pct.	64.3	at Las Vegas - 7/29
Offensive Rebounds	4	vs. Dallas - 7/26
Defensive Rebounds	18	at Las Vegas - 7/29
Total Rebounds	25	at Las Vegas - 7/29
Assists	11	vs. New York - 7/31
Steals	7	vs. Dallas - 7/26
Turnovers	15	vs. New York - 7/31
Blocked Shots	2	vs. New York - 7/31
Personal Fouls	20	vs. New York - 7/31

2020 OPPONENT HIGHS AND LOWS

Opponent Highs

Points	100	at Las Vegas - 7/29
Scoring Margin	+30	at Las Vegas - 7/29
Field Goals Made	38	at Las Vegas - 7/29
Field Goals Att.	78	vs. Dallas - 7/26
Field Goal Pct.	53.5	at Las Vegas - 7/29
3-Point FGs Made	13	vs. Dallas - 7/26
3-Point FGs Att.	29	vs. New York - 7/31
3-Point FG Pct.	66.7	at Las Vegas - 7/29
Free Throws Made	18	at Las Vegas - 7/29
Free Throws Att.	26	at Las Vegas - 7/29
Free Throw Pct.	88.2	vs. New York - 7/31
Offensive Rebounds	14	at Las Vegas - 7/29
Defensive Rebounds	33	at Las Vegas - 7/29
Total Rebounds	47	at Las Vegas - 7/29
Assists	17	vs. Dallas - 7/26
Steals	11	2 times
Turnovers	19	at Las Vegas - 7/29
Blocked Shots	11	vs. New York - 7/31
Personal Fouls	27	vs. Dallas - 7/26

Opponent Lows

Points	78	vs. New York - 7/31
Scoring Margin	-10	vs. Dallas - 7/26
Field Goals Made	28	vs. New York - 7/31
Field Goals Att.	71	at Las Vegas - 7/29
Field Goal Pct.	38.9	vs. New York - 7/31
3-Point FGs Made	6	at Las Vegas - 7/29
3-Point FGs Att.	9	at Las Vegas - 7/29
3-Point FG Pct.	24.1	vs. New York - 7/31
Free Throws Made	14	vs. Dallas - 7/26
Free Throws Att.	17	vs. New York - 7/31
Free Throw Pct.	69.2	at Las Vegas - 7/29
Offensive Rebounds	8	2 times
Defensive Rebounds	21	vs. Dallas - 7/26
Total Rebounds	29	vs. Dallas - 7/26
Assists	13	vs. New York - 7/31
Steals	8	vs. New York - 7/31
Turnovers	13	vs. Dallas - 7/26
Blocked Shots	1	2 times
Personal Fouls	14	at Las Vegas - 7/29

2020 GAME-BY-GAME COMPARISON

	TEAM	FG	FGA	FG%	3P	3PA	3P%	FT	FTA	FT%	OR	DR	TOT	A	PF	ST	TO	BS	PT
7/26	WINGS	34	78	43.6	13	28	46.4	14	20	70.0	8	21	29	17	27	11	13	1	95
	DREAM	34	62	54.8	7	17	41.2	30	34	88.2	4	30	34	19	21	7	17	4	105
7/29	DREAM	28	70	40.0	5	28	17.9	9	14	64.3	7	18	25	12	16	12	5	24	70
	ACES	38	71	53.5	6	9	66.7	18	26	69.2	14	33	47	16	19	11	1	14	100
7/31	LIBERTY	28	72	38.9	7	29	24.1	15	17	88.2	8	25	33	13	23	8	15	11	78
	DREAM	28	75	37.3	3	10	30.0	25	31	80.6	17	26	43	11	20	8	15	2	84

2020 GAME-BY-GAME COMPARISON

Dream Highs			Opponent Highs		
Points			Points		
Monique Billings	vs. Dallas, 7/26	30	A'ja Wilson	at Las Vegas, 7/29	21
Betnijah Laney	vs. New York, 7/31				
Minutes			Minutes		
Elizabeth Williams	vs. New York 7/31	36	Arike Ogunbowale	vs. Dallas, 7/26	32
			Layshia Clarendon	vs. New York, 7/31	32
Field Goals Made			Field Goals Made		
Betnijah Laney	vs. New York, 7/31	11	Isabelle Harrison	vs. Dallas, 7/26	8
			A'ja Wilson	at Las Vegas, 7/29	8
Field Goals Attempted			Dearica Hamby	at Las Vegas, 7/29	8
Betnijah Laney	vs. New York, 7/31	18			
3-Point Field Goals Made			Field Goals Attempted		
Shekinna Stricklen	vs. Dallas, 7/26	4	Arike Ogunbowale	vs. Dallas, 7/26	21
3-Point Field Goals Attempted			3-Point Field Goals Made		
Blake Dietrick	at Las Vegas, 7/29	8	Arike Ogunbowale	vs. Dallas, 7/26	3
			Allisha Gray	vs. Dallas, 7/26	3
			Tyasha Harris	vs. Dallas, 7/26	3
Free Throws Made			3-Point Field Goals Attempted		
Monique Billings	vs. Dallas, 7/26	10	Arike Ogunbowale	vs. Dallas, 7/26	8
Free Throws Attempted			Free Throws Made		
Monique Billings	vs. Dallas, 7/26	12	Allisha Gray	vs. Dallas, 7/26	6
Elizabeth Williams	vs. New York, 7/31	12	Jazmine Jones	vs. New York, 7/31	6
Rebounds			Free Throws Attempted		
Monique Billings	vs. New York, 7/31	15	A'ja Wilson	at Las Vegas, 7/29	8
Assists			Rebounds		
Chennedy Carter	vs. Dallas, 7/26	8	Isabelle Harrison	vs. Dallas, 7/26	11
			A'ja Wilson	at Las Vegas, 7/29	11
Steals			Assists		
Elizabeth Williams	at Las Vegas, 7/29	3	Layshia Clarendon	vs. New York, 7/31	5
Betnijah Laney	vs. New York, 7/31	3			
			Steals		
Turnovers			Allisha Gray	vs. Dallas, 7/26	3
Betnijah Laney	vs. Dallas, 7/26	6	Jocelyn Willoughby	vs. New York, 7/31	3
Blocked Shots			Turnovers		
Brittany Brewer	at Las Vegas, 7/29	4	Layshia Clarendon	vs. New York, 7/31	6
			Blocked Shots		
			Kylee Shook	vs. New York, 7/31	2
			Jazmine Jones	vs. New York, 7/31	2
			Kiah Stokes	vs. New York, 7/31	2
			Amanda Zauhi B	vs. New York, 7/31	2
			Jocelyn Willoughby	vs. New York, 7/31	2

2020 DREAM RECORD BY TEAM

Team	Home	Away	OVR (PCT.)	Team	Home	Away	OVR (PCT.)
Dallas (1-0)	1-0	0-0	1-0 (1.000)				
Las Vegas (0-1)	0-0	0-1	0-1 (.000)				
New York (1-0)	1-0	0-0	1-0 (1.000)				

2020 DREAM WIN-LOSS MARGIN

Margin	1	2	3	4	5	6	7	8	9	10	11	12	13	14	15	16	17	18	19	20+
Games Won By						1				1										
Games Lost By																				1

2020 DREAM RECORD BY DAY

Day	Home	Away	OVR (PCT.)
Sunday	1-0	0-0	1-0 (1.000)
Wednesday	0-0	0-1	0-1 (.000)
Friday	1-0	0-0	1-0 (1.000)

2020 DREAM RECORD BY MONTH

Month	Home	Away	OVR (PCT.)
July	2-0	0-1	2-1 (.667)

2020 MISC STATS

		Dream Bench Pts	Dream Largest Deficit	Dream Pts the Paint	Dream 2nd Chance Pts	Dream Fast Break Pts	Dream Pts off TO's	Opp Bench Pts	Opp Largest Deficit	Opp Pts in the Paint	Opp 2nd Chance Pts	Opp Fast Break Pts	Opp Pts off TO's
7/26	vs. Dallas	5	7	44	14	6	19	35	12	34	12	4	27
7/29	at Las Vegas	20	32	36	8	2	22	37	0	44	17	6	18
7/31	vs. New York	8	4	32	21	2	19	36	14	34	7	6	19



#5 JAYLYN AGNEW F • 5-11 • 152 • R • Creighton

2020 Highlights:

- » Scored her first WNBA points against Las Vegas (7/29), knocking down two free throws.

AGNEW 2020 GAME-BY-GAME

Date	Opp	GS	MP	FGM-A	3PM-A	FTM-A	OREB	DREB	REB	AST	PF	STL	TO	BS	PTS
7/26	DAL		10	0-0	0-0	0-0	0	0	0	0	1	0	2	0	0
7/29	LVA		13	0-5	0-5	2-2	0	2	2	0	1	0	0	0	2
7/31	NYL		1	0-0	0-0	0-0	0	0	0	0	0	0	1	0	0

SEASON/CAREER HIGHS

Points (2020)	2 (7/29)
Points (Career)	2 (7/29/20)
FG Made (2020)	NONE
FG Made (Career)	NONE
FG Attempted (2020)	5 (7/29)
FG Attempted (Career)	5 (7/29/20)
FT Made (2020)	2 (7/29)
FT Made (Career)	2 (7/29/20)
FT Attempted (2020)	2 (7/29)
FT Attempted (Career)	2 (7/29/20)
3PT FG Made (2020)	NONE
3PT FG Made (Career)	NONE
3PT FG Attempt. (2020)	5 (7/29)
3PT FG Att. (Career)	5 (7/29/20)
Off. Rebounds (2020)	NONE
Off. Rebounds (Career)	NONE
Def. Rebounds (2020)	2 (7/29)
Def. Rebounds (Career)	2 (7/29/20)
Total Rebounds (2020)	2 (7/29)
Total Rebounds (Career)	2 (7/29/20)
Assists (2020)	NONE
Assists (Career)	NONE
Blocks (2020)	NONE
Blocks (Career)	NONE
Steals (2020)	NONE
Steals (Career)	NONE
Minutes (2020)	13 (7/29)
Minutes (Career)	13 (7/29/20)
Double-Doubles (2020)	NONE
Double-Doubles (Career)	NONE

AGNEW CAREER

Season	Team	G	GS	MIN	FGM-A	3PM-A	FTM-A	OR	DR	TOT	AST	STL	BS	TO	PF	PTS
2020	ATL	3	0	24	0-5	0-5	2-2	0	2	2	0	0	0	3	2	2
Career		3	0	24	0-5	0-5	2-2	0	2	2	0	0	0	3	2	2



#25 MONIQUE BILLINGS F • 6-4 • 192 • 2 yrs • UCLA

2020 Highlights with Atlanta:

» Started off the 2020 season with a career night against Dallas (7/26), leading the team with 30 points and 13 rebounds for her second career double-double. Her 30 points led all scorers in the league opening weekend. The last Dream player to register at least 30 points was Tiffany Hayes on August 10, 2019 at Indiana.

BILLINGS 2020 GAME-BY-GAME

Date	Opp	GS	MP	FGM-A	3PM-A	FTM-A	OREB	DREB	REB	AST	PF	STL	TO	BS	PTS
7/26	DAL	*	32	10-14	0-0	10-12	2	11	13	2	3	1	3	2	30
7/29	LVA		25	2-5	0-0	1-3	3	4	7	0	2	0	2	3	5
7/31	NYL	*	35	2-9	0-0	4-4	5	10	15	0	2	2	4	1	8

SEASON/CAREER HIGHS

Points (2020)	30 (7/26)
Points (Career)	30 (7/26/20)
FG Made (2020)	10 (7/26)
FG Made (Career)	10 (7/26/20)
FG Attempted (2020)	14 (7/26)
FG Attempted (Career)	14 (2 times)
FT Made (2020)	10 (7/26)
FT Made (Career)	10 (7/26/20)
FT Attempted (2020)	12 (7/26)
FT Attempted (Career)	12 (7/26/20)
3PT FG Made (2020)	NONE
3PT FG Made (Career)	NONE
3PT FG Attempt. (2020)	NONE
3PT FG Att. (Career)	NONE
Off. Rebounds (2020)	5 (7/31)
Off. Rebounds (Career)	9 (7/14/19)
Def. Rebounds (2020)	11 (7/26)
Def. Rebounds (Career)	12 (9/5/19)
Total Rebounds (2020)	15 (7/31)
Total Rebounds (Career)	16 (7/14/19)
Assists (2020)	2 (7/26)
Assists (Career)	2 (6 times)
Blocks (2020)	3 (7/29)
Blocks (Career)	3 (2 times)
Steals (2020)	2 (7/31)
Steals (Career)	2 (7 times)
Minutes (2020)	35 (7/31)
Minutes (Career)	35 (7/31/20)
Double-Doubles (2020)	1 (7/26)
Double-Doubles (Career)	2

BOLD = led team

BILLINGS CAREER

Season	Team	G	GS	MIN	FGM-A	3PM-A	FTM-A	OR	DR	TOT	AST	STL	BS	TO	PF	PTS
2018	ATL	32	0	353	41-93	0-0	24-32	37	51	88	12	14	1	14	37	106
2019	ATL	29	2	553	56-144	1-1	47-60	61	140	201	16	17	12	46	66	160
2020	ATL	3	3	92	14-28	0-0	15-19	10	25	35	2	5	3	9	8	43
Career		64	5	998	111-265	1-1	86-111	108	216	324	30	36	16	68	111	309



#20 BRITTANY BREWER F · 6-5 · 182 · R · Texas Tech

2020 Highlights:

- » Checked in to her first pro game and blocked a team-high 4 shots in 17 minutes.

BREWER 2020 GAME-BY-GAME

Date	Opp	GS	MP	FGM-A	3PM-A	FTM-A	OREB	DREB	REB	AST	PF	STL	TO	BS	PTS
7/26	DAL						DID NOT PLAY								
7/29	LVA		17	1-1	0-0	0-0	0	1	1	0	3	2	2	4	2
7/31	NYL						DID NOT PLAY								


SEASON/CAREER HIGHS

Points [2020]	2 [7/29]
Points [Career]	2 [7/29/20]
FG Made [2020]	1 [7/29]
FG Made [Career]	1 [7/29/20]
FG Attempted [2020]	1 [7/29]
FG Attempted [Career]	1 [7/29/20]
FT Made [2020]	N/A
FT Made [Career]	N/A
FT Attempted [2020]	N/A
FT Attempted [Career]	N/A
3PT FG Made [2020]	N/A
3PT FG Made [Career]	N/A
3PT FG Attempt. [2020]	N/A
3PT FG Att. [Career]	N/A
Off. Rebounds [2020]	N/A
Off. Rebounds [Career]	N/A
Def. Rebounds [2020]	1 [7/29]
Def. Rebounds [Career]	1 [7/29/20]
Total Rebounds [2020]	1 [7/29]
Total Rebounds [Career]	1 [7/29/20]
Assists [2020]	N/A
Assists [Career]	N/A
Blocks [2020]	4 [7/29]
Blocks [Career]	4 [7/29/20]
Steals [2020]	2 [7/29]
Steals [Career]	2 [7/29/20]
Minutes [2020]	17 [7/29]
Minutes [Career]	17 [7/29/20]
Double-Doubles [2020]	NONE
Double-Doubles [Career]	NONE

BOLD = led team

BREWER CAREER

Season	Team	G	GS	MIN	FGM-A	3PM-A	FTM-A	OR	DR	TOT	AST	STL	BS	TO	PF	PTS
2020	ATL	1	0	17	1-1	0-0	0-0	0	1	1	0	2	4	2	3	2
Career		1	0	17	1-1	0-0	0-0	0	1	1	0	2	4	2	3	2



#22 HALANI BROWN C · 6-7 · 245 · 1 yr · Baylor

Kalani Brown – kuh-LAH-nee

2019 Highlights with Los Angeles:

- » Appeared in 28 games and contributed 144 total points
- » Averaged 5.1 points, 3.5 rebounds, 0.6 assists in 13.5 minutes per game
- » Shot 47.8% from the field
- » Scored 12 points against Las Vegas (June 27) and Atlanta (July 14)
- » Grabbed eight rebounds against Atlanta on July 14

BROWN 2020 GAME-BY-GAME

Date	Opp	GS	MP	FGM-A	3PM-A	FTM-A	OREB	DREB	REB	AST	PF	STL	TO	BS	PTS
7/26	DAL														
7/29	LVA														
7/31	NYL														

SEASON/CAREER HIGHS

Points [2020]	
Points [Career]	12 (2 times)
FG Made [2020]	
FG Made [Career]	6 (7/14/19)
FG Attempted [2020]	
FG Attempted [Career]	10 (2 times)
FT Made [2020]	
FT Made [Career]	4 (2 times)
FT Attempted [2020]	
FT Attempted [Career]	6 (8/22/19)
3PT FG Made [2020]	
3PT FG Made [Career]	N/A
3PT FG Attempt. [2020]	
3PT FG Att. [Career]	1 (9/8/19)
Off. Rebounds [2020]	
Off. Rebounds [Career]	3 (4 times)
Def. Rebounds [2020]	
Def. Rebounds [Career]	6 (7/14/19)
Total Rebounds [2020]	
Total Rebounds [Career]	8 (7/14/19)
Assists [2020]	
Assists [Career]	2 (2 times)
Blocks [2020]	
Blocks [Career]	3 (6/30/19)
Steals [2020]	
Steals [Career]	2 (9/8/19)
Minutes [2020]	
Minutes [Career]	23 (6/27/19)
Double-Doubles [2020]	
Double-Doubles [Career]	NONE

BROWN CAREER

Season	Team	G	GS	MIN	FGM-A	3PM-A	FTM-A	OR	DR	TOT	AST	STL	BS	TO	PF	PTS
2019	LAS	28	0	377	54 - 113	0 - 1	36 - 46	34	64	98	17	9	22	29	47	144
Career		28	0	377	54 - 113	0 - 1	36 - 46	34	64	98	17	9	22	29	47	144



#3 CHENNEDY CARTER

G · 5-9 · 143 · R · Texas A&M

Chennedy Carter - Kennedy

2020 Highlights:

- » Started and put up 18 points with 8 assists and 5 defensive boards in her pro debut against Dallas [7/26].
- » Saw her second double-figure outing with 11 points against Las Vegas [7/29].

CARTER 2020 GAME-BY-GAME

Date	Opp	GS	MP	FGM-A	3PM-A	FTM-A	OREB	DREB	REB	AST	PF	STL	TO	BS	PTS
7/26	DAL	*	30	5 - 16	0 - 4	8 - 9	0	5	5	8	5	1	2	1	18
7/29	LVA	*	24	3 - 11	1 - 3	4 - 6	0	4	4	3	1	0	3	3	11
7/31	NYL	*	25	6 - 15	1 - 2	4 - 4	0	0	0	3	6	0	2	0	17

SEASON/CAREER HIGHS

Points [2020]	18 [7/26]
Points [Career]	18 [7/26/20]
FG Made [2020]	6 [7/31]
FG Made [Career]	6 [7/31/20]
FG Attempted [2020]	16 [7/26]
FG Attempted [Career]	16 [7/26/20]
FT Made [2020]	8 [7/26]
FT Made [Career]	8 [7/26/20]
FT Attempted [2020]	9 [7/26]
FT Attempted [Career]	9 [7/26/20]
3PT FG Made [2020]	1 [7/31]
3PT FG Made [Career]	1 [7/31/20]
3PT FG Attempt. [2020]	4 [7/26]
3PT FG Att. [Career]	4 [7/26/20]
Off. Rebounds [2020]	N/A
Off. Rebounds [Career]	N/A
Def. Rebounds [2020]	5 [7/26]
Def. Rebounds [Career]	5 [7/26/20]
Total Rebounds [2020]	5 [7/26]
Total Rebounds [Career]	5 [7/26/20]
Assists [2020]	8 [7/26]
Assists [Career]	8 [7/26/20]
Blocks [2020]	1 [7/26]
Blocks [Career]	1 [7/26/20]
Steals [2020]	1 [7/26]
Steals [Career]	1 [7/26/20]
Minutes [2020]	30 [7/26]
Minutes [Career]	30 [7/26/20]
Double-Doubles [2020]	
Double-Doubles [Career]	

BOLD = led team

CARTER CAREER

Season Team	G	GS	MIN	FGM-A	3PM-A	FTM-A	OR	DR	TOT	AST	STL	BS	TO	PF	PTS
2020 ATL	3	3	79	14 - 42	2 - 9	16 - 19	0	9	9	14	2	1	7	14	46
Career	3	3	79	14 - 42	2 - 9	16 - 19	0	9	9	14	2	1	7	14	46



#11 BLAKE DIETRICK G · 5-10 · 169 · 3 yrs · Princeton

Blake **Dietrick** - dee-TRICK

2020 Highlights:

- » Pulled down a career-high five rebounds (four defensive) in a career-best 27 minutes against Dallas (7/26)
- » Set a number of records against Las Vegas (7/29), scoring 13 points on six made field goals with 13 attempts – all career-high numbers.

DIETRICK 2020 GAME-BY-GAME


Date	Opp	GS	MP	FGM-A	3PM-A	FTM-A	OREB	DREB	REB	AST	PF	STL	TO	BS	PTS
7/26	DAL		27	2-3	1-1	0-0	0	4	4	5	3	1	3	0	5
7/29	LVA		27	6-13	1-8	0-0	0	2	2	4	4	1	3	0	13
7/31	NYL		12	0-1	0-0	0-0	0	1	1	0	1	0	1	0	0

SEASON/CAREER HIGHS

Points (2020)	13 (7/29)
Points (Career)	13 (7/29/20)
FG Made (2020)	6 (7/29)
FG Made (Career)	6 (7/29/20)
FG Attempted (2020)	13 (6/29)
FG Attempted (Career)	13 (6/29/20)
FT Made (2020)	N/A
FT Made (Career)	3 (6/27/18)
FT Attempted (2020)	N/A
FT Attempted (Career)	4 (7/12/19)
3PT FG Made (2020)	1 (2 times)
3PT FG Made (Career)	3 (6/27/18)
3PT FG Attempt. (2020)	8 (7/29)
3PT FG Att. (Career)	8 (7/29/20)
Off. Rebounds (2020)	N/A
Off. Rebounds (Career)	1 (3 times)
Def. Rebounds (2020)	4 (7/26)
Def. Rebounds (Career)	4 (7/26/20)
Total Rebounds (2020)	4 (7/26)
Total Rebounds (Career)	4 (2 times)
Assists (2020)	5 (7/26)
Assists (Career)	5 (7/26/20)
Blocks (2020)	N/A
Blocks (Career)	1 (2 times)
Steals (2020)	1 (2 times)
Steals (Career)	2 (7/8/18)
Minutes (2020)	27 (2 times)
Minutes (Career)	27 (2 times)
Double-Doubles (2020)	
Double-Doubles (Career)	NONE

DIETRICK CAREER

Season	Team	G	GS	MIN	FGM-A	3PM-A	FTM-A	OR	DR	TOT	AST	STL	BS	TO	PF	PTS
2016	TOT	3	0	14	1-2	0-1	2-2	0	3	3	0	0	0	1	1	4
2018	ATL	26	0	186	12-35	9-23	4-6	2	12	14	11	7	0	12	21	37
2019	SEA	17	1	106	1-10	0-6	4-6	1	9	10	16	3	2	10	14	6
2020	ATL	3	0	66	8-17	2-9	0-0	0	7	7	9	2	0	7	8	18
Career		49	1	372	22-64	11-39	10-14	3	31	34	36	12	2	30	44	65



#0 GLORY JOHNSON F • 6-3 • 170 • 7 yrs • Tennessee

2020 Highlights:

- » Made her first appearance in a Dream jersey on July 31 against the Liberty, scoring two points with a rebound and a steal in 8 minutes of play.

JOHNSON 2020 GAME-BY-GAME

Date	Opp	GS	MP	FGM-A	3PM-A	FTM-A	OREB	DREB	REB	AST	PF	STL	TO	BS	PTS
7/26	DAL														
7/29	LVA														
7/31	NYL		8	1-2	0-1	0-2	0	1	1	0	1	1	1	0	2

SEASON/CAREER HIGHS

Points [2020]	2 [7/31]
Points [Career]	32 [6/16/13]
FG Made [2020]	1 [7/31]
FG Made [Career]	12 [6/16/13]
FG Attempted [2020]	2 [7/31]
FG Attempted [Career]	12 [6/16/13]
FT Made [2020]	N/A
FT Made [Career]	14 [7/12/12]
FT Attempted [2020]	2 [7/31]
FT Attempted [Career]	15 [7/12/12]
3PT FG Made [2020]	N/A
3PT FG Made [Career]	6 [8/31/19]
3PT FG Attempt. [2020]	1 [7/31]
3PT FG Att. [Career]	11 [8/31/19]
Off. Rebounds [2020]	N/A
Off. Rebounds [Career]	12 [6/16/13]
Def. Rebounds [2020]	1 [7/31]
Def. Rebounds [Career]	13 [2 times]
Total Rebounds [2020]	1 [7/31]
Total Rebounds [Career]	22 [6/16/13]
Assists [2020]	N/A
Assists [Career]	5 [4 times]
Blocks [2020]	N/A
Blocks [Career]	3 [4 times]
Steals [2020]	1 [7/31]
Steals [Career]	5 [5 times]
Minutes [2020]	8 [7/31]
Minutes [Career]	42 [8/25/13]
Double-Doubles [2020]	N/A
Double-Doubles [Career]	NONE

JOHNSON CAREER

Season	Team	G	GS	MIN	FGM-A	3PM-A	FTM-A	OR	DR	TOT	AST	STL	BS	TO	PF	PTS
2012	TUL	34	28	958	131-272	0-0	130-192	95	137	232	38	73	20	71	103	392
2013	TUL	29	28	875	152-341	1-3	130-174	95	163	258	33	30	12	60	71	435
2014	TUL	33	33	1070	173-385	0-3	139-183	95	210	305	46	45	13	87	107	485
2016	DAL	18	6	502	72-163	4-14	55-73	48	113	161	23	17	11	26	39	203
2017	DAL	33	33	1022	187-403	21-67	98-128	79	221	300	53	41	13	73	97	493
2018	DAL	29	17	652	85-204	17-54	46-59	47	126	173	39	29	14	39	61	233
2019	DAL	28	19	676	78-214	35-103	14-24	27	117	144	39	39	18	28	45	205
2020	ATL	1	0	8	1-2	0-1	0-2	0	1	1	0	1	0	1	1	2
Career		205	164	5763	879-1984	78-245	612-835	486	1088	1574	271	275	101	385	524	2448



#7 ALEXIS JONES G · 5-9 · 167 · 3 yrs · Baylor

2020 Highlights:

- » Made her first appearance with the Dream on July 26 against Dallas.
- » Put up her first points in a Dream uniform, knocking down a three-pointer against Las Vegas [7/29] and picking up two steals.

JONES 2020 GAME-BY-GAME

Date	Opp	GS	MP	FGM-A	3PM-A	FTM-A	OREB	DREB	REB	AST	PF	STL	TO	BS	PTS
7/26	DAL		2	0-1	0-1	0-0	0	0	0	0	0	0	0	0	0
7/29	LVA		20	1-7	1-7	0-0	0	0	0	0	1	2	3	0	3
7/31	NYL														

DID NOT PLAY

SEASON/CAREER HIGHS

Points [2020]	3 [7/29]
Points [Career]	15 [8/20/19]
FG Made [2020]	1 [7/29]
FG Made [Career]	5 [8/20/19]
FG Attempted [2020]	7 [7/29]
FG Attempted [Career]	9 [4 times]
FT Made [2020]	N/A
FT Made [Career]	3 [2 times]
FT Attempted [2020]	N/A
FT Attempted [Career]	4 [2 times]
3PT FG Made [2020]	1 [7/29]
3PT FG Made [Career]	3 [3 times]
3PT FG Attempt. [2020]	7 [7/29]
3PT FG Att. [Career]	6 [3 times]
Off. Rebounds [2020]	N/A
Off. Rebounds [Career]	1 [11 times]
Def. Rebounds [2020]	N/A
Def. Rebounds [Career]	3 [6 times]
Total Rebounds [2020]	N/A
Total Rebounds [Career]	4 [2 times]
Assists [2020]	N/A
Assists [Career]	5 [9/1/17]
Blocks [2020]	N/A
Blocks [Career]	1 [6 times]
Steals [2020]	2 [7/29]
Steals [Career]	3 [8/18/17]
Minutes [2020]	20 [7/29]
Minutes [Career]	28 [6/3/18]
Double-Doubles [2020]	
Double-Doubles [Career]	NONE

JONES CAREER

Season	Team	G	GS	MIN	FGM-A	3PM-A	FTM-A	OR	DR	TOT	AST	STL	BS	TO	PF	PTS
2017	MIN	29	0	211	26 - 76	11 - 29	12 - 14	4	18	22	23	8	0	21	23	75
2018	MIN	26	0	229	32 - 91	16 - 50	6 - 8	5	18	23	18	3	2	17	26	86
2019	LAS	20	1	243	28 - 70	11 - 33	12 - 15	2	20	22	36	6	4	27	29	79
2020	ATL	2	0	23	1 - 8	1 - 8	0 - 0	0	0	0	0	2	0	3	1	3
Career		77	1	706	87 - 245	39 - 120	30 - 37	11	56	67	77	19	6	68	79	243



#44 BETNIJAH LANEY

Betnijah Laney - buh-NIGH-jah

2020 Highlights:

- » Started and set career high records with 19 points, 6 made field goals and 14 attempted field goals against Dallas (7/24). Led the Dream with two steals.
- » Posted 8 points with a team-leading 4 assists and 4 rebounds against Las Vegas (7/29).
- » Topped her career high record with 30 points against New York (7/31), going 11-18 from the field on a career night that included highs in free throws made and attempted, offensive rebounds, defensive rebounds, total rebounds and steals.

LANEY 2020 GAME-BY-GAME

Date	Opp	GS	MP	FGM-A	3PM-A	FTM-A	OREB	DREB	REB	AST	PF	STL	TO	BS	PTS
7/26	DAL	*	34	6 - 14	2 - 4	5 - 6	0	2	2	3	4	2	6	0	19
7/29	LVA	*	30	4 - 9	0 - 2	0 - 0	1	3	4	4	3	1	2	0	8
7/31	NYL	*	35	11 - 18	2 - 2	6 - 7	3	5	8	2	5	3	3	0	30

SEASON/CAREER HIGHS

Points (2020)	30 (7/31)
Points (Career)	30 (7/31/20)
FG Made (2020)	11 (7/31)
FG Made (Career)	11 (7/31/20)
FG Attempted (2020)	18 (7/31)
FG Attempted (Career)	18 (7/31/20)
FT Made (2020)	6 (7/31)
FT Made (Career)	6 (7/31/20)
FT Attempted (2020)	7 (7/31)
FT Attempted (Career)	7 (7/31/20)
3PT FG Made (2020)	2 (2 times)
3PT FG Made (Career)	3 (6/29/19)
3PT FG Attempt. (2020)	4 (7/26)
3PT FG Att. (Career)	6 (6/13/19)
Off. Rebounds (2020)	3 (7/31)
Off. Rebounds (Career)	6 (6/13/19)
Def. Rebounds (2020)	5 (7/31)
Def. Rebounds (Career)	9 (7/10/19)
Total Rebounds (2020)	8 (7/31)
Total Rebounds (Career)	11 (6/13/19)
Assists (2020)	4 (7/29)
Assists (Career)	7 (9/8/19)
Blocks (2020)	NONE
Blocks (Career)	2 (6/19/15)
Steals (2020)	3 (7/31)
Steals (Career)	4 (2 times)
Minutes (2020)	34 (7/26)
Minutes (Career)	39 (6/13/19)
Double-Doubles (2020)	N/A
Double-Doubles (Career)	NONE

BOLD = led team

LANEY CAREER

Season	Team	G	GS	MIN	FGM-A	3PM-A	FTM-A	OR	DR	TOT	AST	STL	BS	TO	PF	PTS
2015	CHI	32	2	411	39 - 99	0 - 6	16 - 23	18	50	68	19	16	6	18	41	94
2016	CHI	8	1	42	2 - 12	0 - 1	4 - 4	1	4	5	1	1	0	2	6	8
2018	CON	29	0	271	33 - 70	1 - 9	10 - 11	20	30	50	21	11	0	16	20	77
2019	IND	34	27	878	77 - 213	20 - 66	18 - 31	32	111	143	59	48	4	49	55	192
2020	ATL	3	3	99	21 - 41	4 - 8	11 - 13	4	10	14	9	6	0	11	12	57
Career		106	33	1701	172 - 435	25 - 90	59 - 82	75	205	280	109	82	10	96	134	428



#40 SHEKINNA STRICKLEN F • 6-2 • 230 • 8 yrs • Tennessee

Shekinna Stricklen – sheh-KEE-nuh

2020 Highlights:

- » Made her Dream debut against Dallas on July 26, starting and knocking down 16 points with four made three-pointers.
- » Scored in double digits against Las Vegas (7/29) with 10 points.

STRICKLEN 2020 GAME-BY-GAME

Date	Opp	GS	MP	FGM-A	3PM-A	FTM-A	OREB	DREB	REB	AST	PF	STL	TO	BS	PTS
7/26	DAL	*	25	4-7	4-7	4-4	0	1	1	0	2	0	0	0	16
7/29	LVA	*	17	4-5	2-3	0-0	0	1	1	0	4	0	1	0	10
7/31	NYL	*	31	3-13	0-5	0-0	1	3	4	2	2	2	1	0	6

SEASON/CAREER HIGHS

Points (2020)	18 (7/26)
Points (Career)	26 (9/12/13)
FG Made (2020)	4 (2 times)
FG Made (Career)	10 (2 times)
FG Attempted (2020)	7 (7/26)
FG Attempted (Career)	17 (8/4/13)
FT Made (2020)	4 (7/26)
FT Made (Career)	6 (8/9/15)
FT Attempted (2020)	4 (7/26)
FT Attempted (Career)	6 (3 times)
3PT FG Made (2020)	4 (7/26)
3PT FG Made (Career)	8 (7/22/18)
3PT FG Attempt. (2020)	7 (7/26)
3PT FG Att. (Career)	13 (8/16/19)
Off. Rebounds (2020)	N/A
Off. Rebounds (Career)	4 (3 times)
Def. Rebounds (2020)	1 (2 times)
Def. Rebounds (Career)	8 (3 times)
Total Rebounds (2020)	1 (2 times)
Total Rebounds (Career)	11 (7/13/12)
Assists (2020)	N/A
Assists (Career)	6 (7/30/19)
Blocks (2020)	N/A
Blocks (Career)	3 (8/9/13)
Steals (2020)	N/A
Steals (Career)	5 (8/8/17)
Minutes (2020)	25 (7/26)
Minutes (Career)	37 (2 times)
Double-Doubles (2020)	
Double-Doubles (Career)	1 (7/13/12)

BOLD = led team

STRICKLEN CAREER

Season Team	G	GS	MIN	FGM-A	3PM-A	FTM-A	OR	DR	TOT	AST	STL	BS	TO	PF	PTS
2012 SEA	34	3	784	100-253	37-117	36-52	28	119	147	40	24	8	35	70	273
2013 SEA	34	21	797	131-319	54-157	25-39	28	68	96	28	25	13	40	54	341
2014 SEA	33	10	578	86-200	47-122	19-26	9	60	69	23	20	3	27	65	238
2015 CON	34	0	599	95-231	51-142	22-28	25	38	63	22	19	8	20	46	263
2016 CON	28	0	306	38-104	27-77	9-14	9	29	38	15	12	2	3	20	112
2017 CON	34	29	926	95-232	71-173	32-37	17	90	107	37	42	4	29	56	293
2018 CON	34	30	639	77-179	58-135	12-14	9	68	77	16	20	4	19	46	224
2019 CON	34	34	804	104-255	76-199	22-27	9	56	65	39	34	7	28	79	306
2020 ATL	3	3	73	11-25	6-15	4-4	1	5	6	2	2	0	2	8	32
Career	268	130	5507	737-1798	427-1137	181-241	135	533	668	222	198	49	203	444	2082



#10 COURTNEY WILLIAMS

G · 5-8 · 133 · 4 yrs · South Florida

2020 Highlights:

- » Made her first appearance in a Dream jersey on July 31 against New York, putting up 6 points with 4 rebounds and 2 assists in 16 minutes of play.

C. WILLIAMS 2020 GAME-BY-GAME

Date	Opp	GS	MP	FGM-A	3PM-A	FTM-A	OREB	DREB	REB	AST	PF	STL	TO	BS	PTS
7/26	DAL														
7/29	LVA														
7/31	NYL		16	2-10	0-0	2-2	2	2	4	2	1	0	2	0	6

SEASON/CAREER HIGHS

Points (2020)	2 (7/31)
Points (Career)	34 (6/13/18)
FG Made (2020)	2 (7/31)
FG Made (Career)	15 (6/13/18)
FG Attempted (2020)	10 (7/31)
FG Attempted (Career)	29 (6/13/18)
FT Made (2020)	2 (7/31)
FT Made (Career)	5 (6/14/17)
FT Attempted (2020)	2 (7/31)
FT Attempted (Career)	6 (6/14/17)
3PT FG Made (2020)	N/A
3PT FG Made (Career)	6 (9/29/19)
3PT FG Attempt. (2020)	N/A
3PT FG Att. (Career)	10 (6/13/18)
Off. Rebounds (2020)	2 (7/31)
Off. Rebounds (Career)	4 (4 times)
Def. Rebounds (2020)	2 (7/31)
Def. Rebounds (Career)	10 (7/14/18)
Total Rebounds (2020)	4 (7/31)
Total Rebounds (Career)	10 (6 times)
Assists (2020)	2 (7/31)
Assists (Career)	9 (9/6/19)
Blocks (2020)	N/A
Blocks (Career)	2 (2 times)
Steals (2020)	N/A
Steals (Career)	6 (8/16/19)
Minutes (2020)	16 (7/31)
Minutes (Career)	41 (9/6/19)

C. WILLIAMS CAREER

Season	Team	G	GS	MIN	FGM-A	3PM-A	FTM-A	OR	DR	TOT	AST	STL	BS	TO	PF	PTS
2016	TOT	25	0	351	68 - 166	8 - 27	12 - 21	28	48	76	30	12	3	21	30	156
2017	CON	34	28	884	185 - 390	12 - 37	36 - 41	45	97	142	71	19	8	48	55	418
2018	CON	30	29	812	171 - 375	20 - 53	17 - 25	46	132	178	90	23	2	54	47	379
2019	CON	34	34	988	187 - 430	16 - 35	60 - 75	48	141	189	129	46	13	56	47	450
2020	ATL	1	0	16	2 - 10	0 - 0	2 - 2	2	2	4	2	0	0	2	1	6
Career		124	91	3051	613 - 1371	56 - 152	127 - 164	169	420	590	322	100	26	181	180	1409

Double-Doubles (2020)	
Double-Doubles (Career)	



#1 ELIZABETH WILLIAMS C-F • 6-3 • 192 • 5 yrs • Duke

2020 Highlights:

- » Shot a perfect 7-for-7 from the field in the Dream's season opener against Dallas (7/26), tying the franchise record (last by Aneika Henry, at Tulsa, June 29, 2012).
- » Led the team with 16 points against Las Vegas (7/29), knocking down 7 of 14 shots and picking up 3 steals and 4 rebounds.

E. WILLIAMS 2020 GAME-BY-GAME

Date	Opp	GS	MP	FGM-A	3PM-A	FTM-A	OREB	DREB	REB	AST	PF	STL	TO	BS	PTS
7/26	DAL	*	34	7-7	0-0	3-3	2	5	7	1	2	1	0	1	17
7/29	LVA	*	27	7-14	0-0	2-3	3	1	4	1	2	3	0	1	16
7/31	NYL	*	36	3-7	0-0	9-12	6	4	10	2	2	0	0	1	15

SEASON/CAREER HIGHS

Points (2020)	17 (7/26)
Points (Career)	22 (8/7/18)
FG Made (2020)	7 (2 times)
FG Made (Career)	11 (8/7/18)
FG Attempted (2020)	7 (7/26)
FG Attempted (Career)	16 (4 times)
FT Made (2020)	9 (7/31)
FT Made (Career)	7 (2 times)
FT Attempted (2020)	12 (7/31)
FT Attempted (Career)	10 (2 times)
3PT FG Made (2020)	N/A
3PT FG Made (Career)	N/A
3PT FG Attempt. (2020)	N/A
3PT FG Att. (Career)	1 (2 times)
Off. Rebounds (2020)	6 (7/31)
Off. Rebounds (Career)	8 (8/8/17)
Def. Rebounds (2020)	5 (7/26)
Def. Rebounds (Career)	13 (8/26/17)
Total Rebounds (2020)	10 (7/31)
Total Rebounds (Career)	16 (9/11/16)
Assists (2020)	2 (7/31)
Assists (Career)	6 (5/23/18)
Blocks (2020)	1 (3 times)
Blocks (Career)	8 (9/5/19)
Steals (2020)	3 (7/29)
Steals (Career)	4 (7/9/17)
Minutes (2020)	36 (7/31)
Minutes (Career)	45 (6/22/16)
Double-Doubles (2020)	1 (7/31)
Double-Doubles (Career)	12

E WILLIAMS CAREER

Season	Team	G	GS	MIN	FGM-A	3PM-A	FTM-A	OR	DR	TOT	AST	STL	BS	TO	PF	PTS
2015	CON	21	0	246	28-53	0-0	14-25	22	46	68	8	6	19	11	20	70
2016	ATL	34	34	1179	157-355	0-1	92-133	106	170	276	42	26	79	42	105	406
2017	ATL	34	34	1069	149-307	0-1	54-82	107	139	246	46	36	67	46	81	352
2018	ATL	33	32	885	121-221	0-0	58-103	71	119	190	46	26	59	41	88	300
2019	ATL	32	32	909	107-235	0-0	82-112	99	109	208	37	24	53	41	71	296
2020	ATL	3	3	97	17-28	0-0	14-18	11	10	21	4	4	3	0	6	48
Career		157	135	4385	579-1199	0-2	314-473	416	593	1009	183	122	280	181	371	1472

2020 ATLANTA DREAM SPOTTERS GUIDE

WITH TWITTER HANDLES



0

Glory Johnson

F · 6-3 · 170

@MISSVOL25



1

Elizabeth Williams

C-F · 6-3 · 192

@E_Williams_1




3

Chennedy Carter

G · 5-9 · 143

@ChennedyCarter



5

Jaylyn Agnew

F · 5-11 · 149

@jaylyn_agnew




7

Alexis Jones

G · 5-9 · 167

@Lextoo_shifty



10

Courtney Williams

G · 5-8 · 133


@CourtMWilliams



11

Blake Dietrick

G · 5-10 · 169



20

Brittany Brewer

F · 6-5 · 182

@lilbrewsie



22

Kalani Brown

C · 6-7 · 245

@kalanibrown21




25

Monique Billings

F · 6-4 · 192

@moniquebillings



40

Shekinna Stricklen

F · 6-2 · 230

@strick40



44

Betnijah Laney

G-F · 6-0 · 166

@BetnijahLaney

**Nicki Collen**

Head Coach

@NickiCollen

**Mike Petersen**

Assistant Coach

**Darius Taylor**

Assistant Coach

@DariusTaylor

**Natalie Trotter**

Athletic Trainer

**Kyra Vidas**

Director of Operations