



ATLANTA DREAM BASKETBALL

2020 GAME NOTES



2020 REGULAR SEASON SCHEDULE

Date	Opponent	Time/Result	TV
July 26	Dallas	W, 105-95	CBSSN
Wed. July 29	at Las Vegas	L, 70-100	CBSSN
Fri. July 31	New York	W, 84-78	NBATV
Sun. Aug 2	at Indiana	L, 77-93	NBATV
Tue. Aug 4	Phoenix	L, 74-81	ESPN2
Thurs. Aug 6	Seattle	L, 92-93	ESPN2
Sat. Aug 8	at Dallas	12:00 pm	ESPN2
Mon. Aug 10	Connecticut	6:00 pm	FSS
Wed. Aug 12	at Seattle	10:00 pm	FSS
Sun. Aug 14	at Phoenix	10:00 pm	FSSE
Sun. Aug 16	Chicago	4:00 pm	FSSE
Wed. Aug 19	at Washington	7:00 pm	CBSSN
Fri. Aug 21	Los Angeles	7:00 pm	FSSE
Sun. Aug 23	Minnesota	4:00 p.m.	FSSE
Wed. Aug 26	Washington	7:00 p.m.	ESPN2
Fri. Aug 28	Minnesota	7:00 p.m.	FSSE
Sun. Aug 30	at Los Angeles	8:00 p.m.	FSSE
Tue. Sept 1	Indiana	8:00 p.m.	
Thu. Sept 3	at New York	7:00 p.m.	CBSSN
Sat. Sept 5	Las Vegas	6:00 p.m.	
Wed. Sept 9	at Chicago	8:00 p.m.	CBSSN
Fri. Sept 11	at Connecticut	7:00 p.m.	

All times EST

FSS = FOX Sports South

FSSE = FOX Sports Southeast

CBSSN = CBS Sports Network

TBD = FOX Sports network to be determined



ATLANTA DREAM at DALLAS WINGS

Saturday, August 8 • 12:00 p.m. ET

IMG Academy • Bradenton, Fla.

Game 7 • ESPN2



PROBABLE STARTERS

F #25 MONIQUE BILLINGS 6-4 | 192 | UCLA

2020: Led all scorers in opening weekend with 30 points in the Dream's 105-95 win over Dallas ... first Dream player to score 30 points since Tiffany Hayes in August 2019 ... led team with 15 rebounds against New York (7/31) ... led team in defensive and total rebounds in first four games.

F #40 SHEKINNA STRICKLEN 6-2 | 230 | Tennessee

2020: Made her Dream debut against Dallas on July 26, starting and knocking down 16 points with four made three-pointers ... scored in double digits against Las Vegas (7/29) with 10 points.

C #1 ELIZABETH WILLIAMS 6-3 | 192 | Duke

2020: Shot a perfect 7-for-7 from the field in the Dream's season opener against Dallas (7/26), tying the franchise record ... led the team with 16 points against Las Vegas (7/29) ... 12th career double-double against New York (7/31) with 15 pts and 10 reb ... hit 1,000 career rebounds on July 31 ... double digit scoring in first four games.

G #44 BETNIJAH LANEY 6-0 | 166 | Rutgers

2020: Started and set career high records with 19 points, 6 made field goals and 14 attempted field goals against Dallas (7/24), led the Dream with two steals ... led the team with four assists against Las Vegas (7/29) ... first 30-point outing against New York (7/31) with 8 reb and 3 steals.

G #3 CHENNEDY CARTER 5-9 | 143 | Texas A&M

2020: Started and put up 18 points with 8 assists and 5 defensive boards in her pro debut against Dallas (7/26), leading all rookies in scoring and leading the Dream in assists ... five straight double-figure scoring outings, most recently a career-high 26 points against Phoenix (8/4).

2020 RECORDS

2020	Record	Home	Road	OT
Overall	2-4	2-2	0-2	-
Eastern	2-1	2-0	0-1	-
Western	0-3	0-2	0-1	-

TRANSACTIONS AND INJURIES

RECENT TRANSACTIONS:

Granted Emergency Hardship Waiver, Signed Erica McCall (7/12)

Waived Erica McCall (7/30)

INJURIES:

None

WNBA Standings

(games through August 6)

#1	Seattle Storm	5-1
#2	Minnesota Lynx	4-1
#3	Phoenix Mercury	4-2
#4	Chicago Sky	4-2
#5	Las Vegas Aces	3-2
#6	Washington Mystics	3-2
#7	Los Angeles Sparks	3-2
#8	Indiana Fever	2-3
#9	Atlanta Dream	2-4
#10	Dallas Wings	2-4
#11	Connecticut Sun	1-5
#12	New York Liberty	0-5

2020 ATLANTA DREAM ROSTER

#	Player	Pos	Ht	Wt	DOB	Exp	From	Twitter
5	Jaylyn Agnew	F	5-11	149	July 21, 1997	R	Creighton/USA	@jaylyn_agnew
25	Monique Billings	F	6-4	192	May 2, 1996	2	UCLA/USA	@moniquebillings
20	Brittany Brewer	F	6-5	182	November 6, 1997	R	Texas Tech/USA	@ilbrewsie
22	Kalani Brown	C	6-7	245	March 21, 1997	1	Baylor/USA	@kalanibrown21
3	Chennedy Carter	G	5-9	143	November 14, 1998	R	Texas A&M/USA	@ChennedyCarter
11	Blake Dietrick	G	5-10	169	July 19, 1993	3	Princeton/USA	N/A
0	Glory Johnson	F	6-3	170	July 27, 1990	7	Tennessee/USA	@MISSVOL25
7	Alexis Jones	G	5-9	167	May 8, 1994	3	Baylor/USA	@Lextoo_shifty
44	Betnijah Laney	G	6-0	166	October 29, 1993	4	Rutgers/USA	@BetnijahLaney
40	Shekinna Stricklen	F	6-2	230	July 30, 1990	8	Tennessee/USA	@strick40
10	Courtney Williams	G	5-8	133	May 11, 1994	4	South Florida/USA	@CourtMWilliams
1	Elizabeth Williams	C-F	6-3	192	June 23, 1993	5	Duke/USA	@E_Williams_1

Head Coach – Nicki Collen (Third season, Marquette)

Assistant Coach – Mike Peterson (Third season, Northwest Christian)

Assistant Coach – Darius Taylor (Third season, Michigan)

Athletic Trainer – Natalie Trotter (First season, Valdosta State/Troy)

Strength and Conditioning Coach – Jamal Baptiste (First season, Lincoln University/Cal U)

Video Coordinator & Scouting Director – Sydney Durrah (First season, Maryland)

Director of Operations – Kyra Vidas (Second season, Lake Forest College)

PRONUNCIATION GUIDE

Kalani Brown – kuh-LAH-nee

Chennedy Carter – KEN-eh-dee

Blake **Dietrick** – dee-TRICK

Betnijah Laney – buh-NAW-jah

Shekinna Stricklen – sheh-KEE-nuh

How The Team Was Built

Through the Draft:	Monique Billings, 15 th overall pick, 2018 Chennedy Carter, 4 th overall pick, 2020 Brittany Brewer, 17 th overall pick, 2020
Via Trade:	Elizabeth Williams from Connecticut, 2015 Kalani Brown from Las Vegas, 2020 Courtney Williams from Connecticut, 2020
Via Free Agency:	Glory Johnson, 2/13/2020 Shekinna Stricklen, 2/16/2020 Alexis Jones, 2/18/2020 Blake Dietrick, 2/24/2020 Jaylyn Agnew, 6/24/2020 Betnijah Laney, 6/24/2020

QUICK FACTS

GENERAL

Full Name: Atlanta Dream
 Location: Atlanta, Ga.
 Inaugural Season: 2008
 Colors: Red, Gray, Blue
 Owners: Mary Brock & Kelly Loeffler
 Dream Too, LLC
 President/GM: Chris Sienko
 Twitter: @csienko11
 TV: ESPN2/CBS Sports Network/FOX Sports South/Twitter

COACHING STAFF

Head Coach: Nicki Collen
 Years with Dream: Third season
 Twitter: @NickiCollen
 Career Record: 33-41
 Record with Dream: 33-41
 Alma Mater: Marquette
 Assistant Coach: Darius Taylor (Michigan)
 Assistant Coach: Mike Petersen (Northwest Christian)
 Head Athletic Trainer: Natalie Trotter (Valdosta State)
 Coordinator of Basketball Ops: Kyra Vidas (Lake Forest College)
 Dir of Scouting & Video Production: Sydney Durrah (Maryland)

TEAM INFORMATION

2019 Record: 8-26
 2019 Home Record: 5-12
 2019 Road Record: 3-14
 2019 vs Eastern Conference: 3-13


DREAM HISTORY

First Year: 2008 (13th Season)
 Regular Season Record: 166-210
 Regular Season Home Record: 96-82
 Regular Season Road Record: 62-126
 Playoff Record: 15-19 (9 Appearances)
 Best Finish: WNBA Finals (2010, 2011, 2013)
 WNBA Championships: 0
 Eastern Conference Championships: 3 (2010, 2011, 2013)

A BOLD
NEW ERA

ATLANTA DREAM REBRAND 2020

Created by local designer David Tann of the Tantrum Agency, the Dream's new brand is bold and engaging, bringing together key elements of the legacy brand and evolving it to reflect the future of the franchise. A fresh new logo and color palette will accompany the Dream in their move to the Gateway Center Arena, along with a new court design and updated uniforms to be revealed in advance of the 2020 season.

Pantone 186
#e3173ePantone 447
#363a37

White

Pantone 422
#929799Pantone 279
#4891ce

Global Logo



Primary Icon

Shield
(Secondary)

ATL (Secondary)

The exciting new primary logo is composed of a combination of icons that relate directly to Atlanta and its history. The rising phoenix symbolizes the city's rise from the ashes of the Civil War to become a world city. The shooting star ties the Dream back to its roots and is prominent within the formal logo. Finally, the basketball represents the game we pour everything we have into each day. All of these elements, which come together in a badge, will create a commitment to a winning team in an unparalleled city.

"The Atlanta Dream's new brand reflects our strong heritage as a city and a team, while looking toward the future. Our team worked closely with David Tann to reflect the strength of diversity, talent and athleticism that that all Dream fans and the City of Atlanta can be proud to wear."

- Dream President and General Manager Chris Sienko

DREAM PUBLIC RELATIONS AND SOCIAL MEDIA

PR Manager Kelsey Bibik
 Phone: 404-920-2545(0) / 858-361-9855 (C)
 Email: Kelsey.Bibik@AtlantaDream.net
 Twitter: @kelseybibik
 Director of Digital Media & Marketing: Dan Goldberger
 Phone: 404-920-2544 (0) / 646-872-7568 (C)
 Email: Dan.Goldberger@AtlantaDream.net
 Twitter: @DanGoldberger
 Twitter @AtlantaDream
 Instagram atlantadream
 Facebook /AtlantaDream
 PR Twitter @ATLDreamPR

All media on both game days and practice days will be held via Zoom Webinars. More information at dreamatl.net/32cxe7g.

NOTES AND STORYLINES

2020 WNBA Season at IMG Academy

The league's 24th season will take place in Bradenton, Florida at IMG Academy, the Official Home of the 2020 WNBA season, and will include a 22-game schedule for each of its 12 teams. The Dream's regular season will run from July 26 to September 11, and will be followed by a standard-format Playoff series.

Laney Finding Her Place

After spending the first four years of her career with Indiana and Chicago, guard Betnijah Laney is finding her place with Atlanta. Originally brought in for her defensive mindset, she has proven herself to be a strong offensive player and has been a standout for the Dream through the first two weeks of the season.

In her first game in red and gray, Laney started and put up a career-high 19 points with 3 assists and grabbed two defensive boards. She became the second Dream player to collect 30 points in a game this season, and most recently tallied her fourth-straight double-digit outing and fifth of the season against Seattle (8/6).

She currently leads the league with 14 total steals and ranks second with 2.3 per game, and ranks 8th in the league in points per game (17.8).

Three Players Get 30

For the first time in franchise history, three different players have recorded 30-point outings in the same season. Monique Billings started it off with 30 points in the Dream's season opener against Dallas (7/26), Betnijah Laney tied her record with 30 points against New York (7/31), and Chennedy Carter set the record with 35 points against Seattle (8/6).

WNBA Messaging Around Actions with the Anthem

"We are standing united across the league during opening weekend to make a statement about how the anthem does not represent freedom, justice and liberty for all Americans. We will continue to protest in various forms."

Returning Players

Dream veteran center Elizabeth Williams and forward Monique Billings are the only returning players on Atlanta's roster this season. They are joined by 11 new players, three of which are rookies. Blake Dietrick played for the Dream in 2018 and returned for training camp in 2019, but was waived by Atlanta and picked up by Seattle for the 2019 season.

Only one other team* in WNBA history has returned two or fewer players from the previous season – Phoenix in 2017 (returned Diana Taurasi and Brittney Griner).

*Not including first-year expansion teams

Career Milestones

Achieved:

– Elizabeth Williams most recently hit 1,000 career rebounds on July 31st vs. New York, and 1,500 career points against

Upcoming:

- E. Williams needs 18 blocks to surpass Erika de Souza (281) as Atlanta's career blocks leader.
- Shekinna Stricklen is 2 steals away from 200 and 9 made free throws away from reaching 250 in her career.
- Courtney Williams is one steal away from reaching 100 in her career.

Elizabeth Williams

With Dream veteran Tiffany Hayes choosing to forego the 2020 season, Elizabeth Williams becomes the Dream's current active leader in nearly every statistical category with 1,434 points, 955 rebounds, 263 blocks, 139 games played and 4,231 minutes in a Dream uniform. She took over as the Dream's team captain this year in her fifth season with the team, and holds the secretary position on the WNBPA's Executive Committee.

In her first game of the season, Williams shot a perfect 7-of-7 from the field and 3-of-3 from the charity stripe, tying the franchise record for most field goals without a miss.

Her 58.0 shooting percentage currently ranks 6th in the league (games through 8/6).

Most field goals, none missed, game

7 – Elizabeth Williams vs. Dallas, July 26, 2020

Aneika Henry, at Tulsa, June 29, 2012

6 – Erika de Souza, at Indiana, August 10, 2013

5 – Five times (last by Aneika Henry, vs. Connecticut, July 29, 2014)

Most blocked shots, career

281 – Erika de Souza

263 – Elizabeth Williams

185 – Angel McCoughtry

121 – Alison Bales

Highest average, blocked shots per game, career
(minimum 75 games)

1.89 – Elizabeth Williams (263/139)

1.45 – Erika de Souza (281/194)

1.42 – Alison Bales (121/85)

0.69 – Aneika Henry (102/70)

0.7 – Angel McCoughtry (185/285)

Highest average, offensive rebounds per game, career
(minimum 75 games)

2.8 – Elizabeth Williams (395/139)

2.2 – Sancho Lyttle (517/234)

1.6 – Angel McCoughtry (459/285)

Opening Night

In the Dream's 105-95 season-opening win over Dallas, Atlanta showed off a fast new offensive pace to emerge as the top-scoring team through the first games. Monique Billings led all scorers over the weekend, finishing with 30 points and 13 rebounds for her sec-

NOTES AND STORYLINES

and career double-double. All five starters for the Dream scored in double digits and combined for 100 points for the first time in franchise history and just the sixth time in WNBA history.

Occurrences of starters combining for 100+ points, WNBA:

7/6/2007	Phoenix Mercury	106
7/7/2007	Connecticut Sun	101
6/13/2009	Phoenix Mercury	103
7/24/2010	Phoenix Mercury	100
7/22/2014	Minnesota Lynx	104
7/26/2020	Atlanta Dream	100

It was the Dream's first 100-point scoring outing since August 9, 2018 (109 vs. Las Vegas).

Only five Dream games in franchise history have resulted in a combined score higher than the season opener's 200 points:

7/22/2014	Minnesota 112, Atlanta 108
7/7/2010	Atlanta 108, Connecticut 103
6/27/2008	Connecticut 109, Atlanta 101
8/7/2018	Atlanta 109, Las Vegas 100
8/11/2011	Phoenix 109, Atlanta 95
7/26/2020	Atlanta 105, Dallas 95

Lady Vols

Glory Johnson and Shekinna Stricklen will appear on the same roster for the first time in their professional careers this summer. The last time the duo played together was at the University of Tennessee, when they led the Lady Vols to back-to-back Elite Eight appearances and three-straight SEC Tournament Championships under legendary coach Pat Summitt. Stricklen and Johnson were selected second and fourth overall, respectively, in the 2012 WNBA Draft. Their first game together on the same professional roster was on July 31 against New York.

Connecticut South

Shekinna Stricklen and Courtney Williams, who helped Connecticut reach the WNBA Finals last season, are new to Atlanta but not to Nicki Collen, who spent 2015-17 as an assistant with the Sun. Last year, Stricklen ranked third in the league in made threes (76) and Williams was 20th in scoring (13.2 ppg). Dream guard Betnijah Laney and center Elizabeth Williams also spent a year each in Uncasville, with E. Williams being drafted by the Sun in 2015.

There are also three members of the Dream's front office staff that previously worked for the Sun – President and GM Chris Sienko, Director of Ticketing Annmarie Gengo, and Director of Game Operations Brennan Galloway.

Offseason Moves

Atlanta had the most active offseason of any team in the league this year, acquiring 10 new players through Free Agency, the Draft and trades prior to coming to Florida. The Dream traded for Courtney Williams from Connecticut and Kalani Brown from Los Angeles, along with a talented crop of Free Agents that included Glory Johnson and Shekinna Stricklen. "Dream fans should be

blown away by their team's offseason. Buy stock now," – Matt Ellentuck, SB Nation.

Bluejay in Red

Jaylyn Agnew joined the Dream in late June this year after a standout career at Creighton. Drafted with the No. 24 overall pick in the 2020 WNBA Draft by the Washington Mystics, Agnew became the first Bluejay to be drafted into the league. The Mystics waived her on May 25, but she was picked up by the Dream on June 24. She became the first Creighton women's basketball player to check into a WNBA game on July 26, playing 10 minutes for Atlanta against Dallas.

The AAPF and the #SayHerName Campaign

Launched in December 2014 by the African American Policy Forum (AAPF) and Center for Intersectionality and Social Policy Studies (CISPS), the #SayHerName campaign brings awareness to the often invisible names and stories of Black women and girls who have been victimized by racist police violence, and provides support to their families.

Black women and girls as young as 7 and as old as 93 have been killed by the police, though we rarely hear their names. Knowing their names is a necessary but not a sufficient condition for lifting up their stories which in turn provides a much clearer view of the wide-ranging circumstances that make Black women's bodies disproportionately subject to police violence. To lift up their stories, and illuminate police violence against Black women, we need to know who they are, how they lived, and why they suffered at the hands of police.¹

Dream Draft Four in 2020 WNBA Draft

The Dream drafted four players in the 2020 WNBA Draft, headlined by guard Chennedy Carter out of Texas A&M with the No. 4 overall selection. Collen picked Texas Tech forward Brittany Brewer with the No. 17 overall selection (second round) – Carter and Brewer both signed contracts with the team for the 2020 season.

Collen also selected Oregon State guard Mikayla Pivec and Clemson forward Kobi Thornton with the No. 25 and 27 picks (third round), respectively.

A Bold New Era

Atlanta implemented a rebrand prior to the 2020 season, unveiling new logos and colors for the first time since its inaugural season (2008). The Dream also has new uniforms, a new mascot and had been slated for a new home – the Gateway Center Arena @ College Park. The new primary logo reflects a combination of icons related to Atlanta's history. Centered around a basketball, the rising phoenix symbolizes the city's rise from the ashes of the Civil War to become a world city, and a shooting star ties the Dream to its original roots.

Are We Done Talking About Breonna Taylor?

Of course not. On the day of this game, it will have been 146 days since she was murdered in her own apartment. The officers re-

NOTES AND STORYLINES

sponsible for her death have not been arrested. Moving forward, players will have the option to keep her name on the back of their jerseys. Ten Dream players will still be wearing her name plate for the duration of the season.

Inspire Brands Teams Up with Dream for 2020 Season

Inspire Brands became the first-ever official jersey badge partner of the team this season. Beginning with the 2020 season, Inspire's brands will be featured on the upper-left shoulder of all editions of the Dream's jerseys, beginning with the Buffalo Wild Wings logo this year. Inspire is a multi-brand restaurant company whose portfolio includes more than 11,100 Arby's, Buffalo Wild Wings, SONIC Drive-In, Rusty Taco, and Jimmy John's locations worldwide.

¹ "#SayHerName Campaign," The African American Policy Forum

HOLLYWOOD

Chennedy Carter has proven herself to not only be one of the top rookies in the league this year, but one of the best players in the WNBA through the first six games. She now holds the franchise record for points scored by a rookie in a single game (35 vs. Seattle, 8/6) and became the youngest player in league history at 21 years and 266 days old to score 30+ points in a game.

Stat	Number	League Rank	Rank Among Rookies
Points	122	2	1
Points/Game	20.3	2	1
FG Made	43	3	1
FG Attempted	91	2	1
FT Made	30	3	1
FT Attempted	33	4	1
FT Percentage	90.9	10	3
Assists	27	5	2
Assists/Game	4.5	6	2
Efficiency	99	12	1

Carter most recently set the franchise record for most points scored by a rookie with her 35-point outing against Seattle (8/6). She is just the fourth first-year player to score 25+ points in a game for Atlanta, and the third to score at least 30. It marked just the sixth time in Dream history that a player has recorded 30+ points and 7+ assists in a game (Betty Lenox – 1, Iziane Castro Marques – 1, Angel McCoughtry – 3).

Season	Player	Date	Pts
2008	Tamera Young	6/29/08	26
2009	Angel McCoughtry	6/23/09	26
2009	Angel McCoughtry	8/20/09	34
2009	Angel McCoughtry	9/04/09	26
2017	Brittney Sykes	7/19/17	27
2017	Brittney Sykes	8/12/17	28
2017	Brittney Sykes	8/12/17	28
2017	Brittney Sykes	9/3/17	33
2020	Chennedy Carter	8/4/20	26
2020	Chennedy Carter	8/6/20	35

The outing made her the first player in the WNBA to score 35+ points since Indiana's Kelsey Mitchell on September 8, 2019.

She is the first Dream rookie to score in double-figures in each of her first six games – a record she set back in her fourth game.



35

Points scored against
Seattle (8/6)

30.5

Average points scored
in last two games

20.3

Points per game
through 6 games

90.9

Free throw percentage
through 6 games

4.5

Assists per game
through 6 games

RECENT MEETINGS WITH WINGS

JULY 26, 2020

BRADENTON, Fla. [AP] Monique Billings had a career-high 30 points and grabbed 13 rebounds, rookie Chennedy Carter added 18 points and eight assists, and the Atlanta Dream beat the Dallas Wings 105-95 on Sunday in the season opener for both teams.

Betnijah Laney had a career-best 19 points, Elizabeth Williams added 17 and Shekinna Stricklen 16, including four 3-pointers, for Atlanta.

Arike Ogunbowale and Allisha Gray led Dallas with 19 points apiece and Isabelle Harrison scored 18 and grabbed 11 rebounds.

Satou Sabally had 11 points, five rebounds, four assists and two steals. She was the No. 2 pick, in April's draft.

Atlanta shot 54.8% and scored its most points since a 109-100 win over Las Vegas on Aug. 9, 2018.

Billings made the first of two free throws to give the Dream their biggest lead of the game at 93-81 with 4:02 left. Ogunbowale scored six points in a 14-4 run over the next 2 1/2 minutes to pull the Wings within two but Williams answered with a layup and Dallas got no closer.

The 2020 WNBA season, delayed and shortened by the coronavirus pandemic, will be played in a bubble at the IMG Academy in Florida.

AUGUST 25, 2019

ARLINGTON, Texas [AP] Tiffany Hayes scored 23 points to help Atlanta hold off the Dallas Wings 77-73 on Sunday for the Dream's first back-to-back road wins of the season.

Elizabeth Williams gave the Dream (7-22) the lead for good on a putback with 1:05 left and Hayes scored a driving layup with 21 seconds left to make it 75-71.

Isabelle Harrison cut the deficit back to two for the Wings (9-20), but Hayes made two free throws with 10 seconds left to secure the win.

Atlanta started to pull away with a run late in the second quarter and extended the lead to 60-40 late in the third.

Dallas erased the deficit when Arike Ogunbowale's free throw with 2:01 left tied it at 71.

Ogunbowale scored 29 points for the Wings, her sixth straight 20-point game and 13th of the season, which passed Odyssey Sims' franchise record for most 20-point games in a season by a Dallas rookie.

Williams returned after missing the last two games for personal reasons.

JUNE 15, 2019

ARLINGTON, Texas [AP] Arike Ogunbowale scored 17 points, Allisha Gray added 16 points and the Dallas Wings got their first win of the season with a 71-61 victory over the Atlanta Dream on Saturday night.

The Wings (1-5) took control with a 17-4 run to lead 45-40 on Gray's driving layup with 1:47 left in the third quarter. The Dream (1-5) cut the deficit to 45-44 by the end of the period, but Dallas pushed its lead to 65-53 and held on for the final three minutes.

Elizabeth Williams had 16 points, Tiffany Hayes scored 15 and Alex Bentley added 11 for Atlanta. The Dream led for most of the first half with their largest lead of the game at 32-23.

After the game, the stat crew made a correction and took a blocked shot away from Atlanta's Jessica Breland. With the official scoring change, Breland finished with one block and has 299 career blocks.

Atlanta has lost five in a row since beating Dallas 76-72 in the season opener for both teams.

DREAM-WINGS/SHOCK SERIES HISTORY

SERIES RECORD

OverallATL leads, 17-8
at AtlantaATL leads, 10-3
at Dallas/TulsaATL leads, 7-5
Current Streak ATL, W2
at Atlanta ATL, W3
at Dallas/Tulsa ATL, W1
Largest ATL Win.....21 [9/4/11]
Largest DAL/TUL Win27 [7/21/13]

DATE	H/A	W/L	SCORE
6/23/10	H	W	96-90
6/27/10	A	W	105-89
6/26/11	A	W	76-89
9/4/11	H	W	73-52
6/29/12	A	W	102-92
8/28/12	H	L	80-84
5/25/13	H	W	98-81
7/21/13	A	L	63-90
7/31/14	A	W	85-75
8/15/14	H	W	92-76
7/7/15	H	L	75-85
8/9/15	A	W	98-90
5/27/16	A	W	102-93
7/8/16	H	W	95-90 [OT]
7/22/16	H	W	93-88
7/5/17	A	L	84-94
7/9/17	H	W	98-78
8/19/17	A	L	86-90
5/20/18	A	L	73-101
5/26/18	H	L	70-78
8/11/18	H	W	92-82
5/24/19	H	W	76-72
6/15/19	A	L	61-71
8/25/19	A	W	77-73
7/26/20	H	W	105-95

WOMEN'S NATIONAL BASKETBALL ASSOCIATION

Sunday, July 26, 2020 WNBA Court 2, Bradenton, FL
Officials: #9 Tim Greene, #18 Kurt Walker, #45 Tom Mauer

OFFICIAL SCORER'S REPORT
FINAL BOX

Game Duration: 2:31
Attendance: Not Yet Counted

VISITOR: Dallas Wings (0-1)

	POS	MIN	FG	FGA	3P	3PA	FT	FTA	OR	DR	TOT	A	PF	ST	TO	BS	+/-	PTS
20 Isabelle Harrison	F	29:36	8	12	0	0	2	2	4	6	10	1	5	1	1	0	-8	18
0 Satou Sabally	F	27:25	5	11	1	3	0	0	1	4	5	5	6	2	4	0	-13	11
45 Astou Ndour	C	13:15	2	5	1	1	0	0	0	1	1	0	3	0	1	1	-9	5
24 Arike Ogunbowale	G	31:43	7	21	3	8	2	5	0	2	2	3	4	1	1	0	-11	19
4 Moriah Jefferson	G	20:04	2	7	1	1	2	4	2	1	3	1	3	2	3	0	-13	7
33 Katie Lou Samuelson		18:01	1	3	1	3	0	0	0	3	3	1	1	0	1	0	-8	3
10 Megan Gustafson		00:34	0	0	0	0	0	0	0	0	0	0	0	0	0	0	-2	0
15 Allisha Gray		19:53	5	8	3	4	6	7	1	2	3	2	3	3	0	0	7	19
52 Tyasha Harris		19:56	4	7	3	6	2	2	0	0	0	4	1	0	2	0	3	13
6 Kayla Thornton		16:48	0	4	0	2	0	0	2	2	2	1	1	0	0	0	3	0
32 Bella Alarie		02:45	0	0	0	0	0	0	0	0	0	0	0	0	0	0	1	0
5 Marina Mabrey																		
DNP - Coach's decision																		
200:00			34	78	13	28	14	20	8	21	29	18	27	10	13	1	-10	95
			43.6%		46.4%		70%											
						TM REB: 10						TOT TO: 14 (19 PTS)						

HOME: ATLANTA DREAM (1-0)

	POS	MIN	FG	FGA	3P	3PA	FT	FTA	OR	DR	TOT	A	PF	ST	TO	BS	+/-	PTS
25 Monique Billings	F	31:56	10	14	0	0	10	12	2	11	13	2	3	1	3	2	21	30
40 Shekinna Stricklen	F	24:33	4	7	4	7	4	4	0	1	1	0	2	0	0	0	1	16
44 Betnijah Laney	C	34:17	6	14	2	4	5	6	0	2	2	3	4	2	6	0	19	19
3 Chennedy Carter	G	30:27	5	16	0	4	8	9	0	5	5	8	5	1	2	1	11	18
1 Elizabeth Williams	G	34:11	7	7	0	0	3	3	2	5	7	1	2	1	0	1	13	17
11 Blake Dietrick		27:19	2	3	1	1	0	0	0	4	4	5	3	1	3	0	1	5
5 Jaylyn Agnew		09:39	0	0	0	0	0	0	0	0	0	0	0	0	0	0	-7	0
7 Alexis Jones		02:26	0	1	0	1	0	0	0	0	0	0	0	0	0	0	-7	0
24 Erica McCall		05:12	0	0	0	0	0	0	0	2	2	0	1	1	0	0	-2	0
20 Brittany Brewer																		
DNP - Coach's decision																		
22 Kalani Brown																		
DNP - Coach's decision																		
0 Glory Johnson																		
DNP - Coach's decision																		
10 Courtney Williams																		
200:00			34	62	7	17	30	34	4	30	34	19	21	7	16	4	10	105
			54.8%		41.2%		88.2%											
						TM REB: 9						TOT TO: 17 (27 PTS)						

SCORE BY PERIOD	1	2	3	4	FINAL
Wings	28	21	19	27	95
DREAM	27	26	21	31	105

Inactive: Wings -
Inactive: Dream -
Points in the Paint: Wings 34 (17/38), DREAM 44 (22/31) Biggest Lead: Wings 7, DREAM 12
2nd Chance Points: Wings 12 (5/9), DREAM 14 (4/5) Lead Changes: 6
Fast Break Points: Wings 4 (2/3), DREAM 6 (3/3) Times Tied: 6

WOMEN'S NATIONAL BASKETBALL ASSOCIATION

Sunday, August 25, 2019 College Park Center, Arlington, TX
Officials: #55 Eric Brewton, #25 Tiffany Bird, #24 Tony Dawkins

OFFICIAL SCORER'S REPORT
FINAL BOX

Game Duration: 2:08
Attendance: 4715

VISITOR: Atlanta Dream (7-22)

	POS	MIN	FG	FGA	3P	3PA	FT	FTA	OR	DR	TOT	A	PF	ST	TO	BS	+/-	PTS
7 Brittney Sykes	F	15:48	1	5	1	2	2	2	0	0	0	2	2	1	1	0	1	5
51 Jessica Breland	F	28:52	4	8	0	1	2	2	1	11	12	1	2	2	1	3	8	10
1 Elizabeth Williams	C	27:45	3	5	0	0	0	0	3	3	6	2	1	1	1	2	5	6
15 Tiffany Hayes	G	33:15	5	13	1	3	12	15	0	3	3	3	3	0	3	0	14	23
21 Renee Montgomery	G	30:54	3	7	0	3	2	2	0	1	1	1	1	2	4	0	15	8
20 Alex Bentley		19:49	5	9	0	1	2	2	0	3	3	4	5	0	1	0	-1	12
25 Monique Billings		11:08	1	2	0	0	0	0	0	2	2	0	1	0	2	0	-4	2
81 Alaina Coates		12:12	3	4	0	0	3	4	1	3	4	1	1	0	0	0	-3	9
5 Maite Cazorla		07:34	0	0	0	0	0	0	0	0	0	1	1	0	1	0	0	0
10 Nia Coffey		12:43	1	3	0	1	0	0	0	0	0	0	3	0	0	1	-15	2
24 Marie Gulich	DNP - Coach's decision																	
	200:00	26	56	2	11	23	27	5	26	31	15	20	6	14	6	4	77	
		46.4%			18.2%		85.2%											
					TM REB: 9						TOT TO: 15 (19 PTS)							

HOME: DALLAS WINGS (9-20)

	POS	MIN	FG	FGA	3P	3PA	FT	FTA	OR	DR	TOT	A	PF	ST	TO	BS	+/-	PTS
3 Kaela Davis	F	21:29	2	6	0	1	2	2	0	1	1	1	6	0	1	0	-1	6
6 Kayla Thornton	F	34:19	2	8	1	2	4	4	0	4	4	1	2	1	1	0	-2	9
20 Isabelle Harrison	C	25:29	5	14	0	0	2	2	6	4	10	1	4	3	0	0	-2	12
15 Allisha Gray	G	37:25	2	8	1	3	4	4	2	1	3	2	1	1	1	0	-1	9
24 Arike Ogunbowale	G	38:29	10	24	2	5	7	10	1	2	3	2	4	1	4	0	-4	29
25 Glory Johnson		14:23	2	7	0	2	0	0	2	4	6	0	0	0	1	1	-12	4
34 Imani McGee-Stafford		02:52	0	0	0	0	0	0	1	1	2	1	3	0	1	0	-2	0
1 Brooke McCarty-Williams		04:05	0	0	0	0	0	0	0	0	0	0	0	0	1	0	0	0
31 Kristine Anigwe		17:28	2	5	0	0	0	1	4	5	9	0	4	0	1	0	10	4
13 Megan Gustafson		04:01	0	0	0	0	0	0	0	0	0	0	1	0	1	0	-6	0
200:00			25	72	4	13	19	23	16	22	38	8	25	6	12	1	-4	73
			34.7%		30.8%		82.6%											
						TM REB: 7						TOT TO: 13 (11 PTS)						

SCORE BY PERIOD	1	2	3	4	FINAL
Dream	14	23	25	15	77
WINGS	13	17	18	25	73

Inactive: Dream - McCoughtry (Injury/Illness - Knee)
Inactive: Wings - Hill (Injury/Illness - Knee), Stevens (Injury/Illness - Foot)
Points in the Paint: Dream 32 (16/30), WINGS 34 (17/41)
2nd Chance Points: Dream 8 (3/4), WINGS 16 (7/18)
Fast Break Points: Dream 5 (2/4), WINGS 12 (3/7)

Biggest Lead: Dream 20, WINGS 3
Lead Changes: 4
Times Tied: 5

Technical fouls - Individual
Dream (0): NONE
WINGS (2): Agler 2:46 3rd , Anigwe 5:33 4th
Technical fouls - Defensive Three Seconds
Dream (1) : Breland 3:13 2nd
WINGS (0) : NONE

ATLANTA DREAM STATS

2020 Records In...

1-point games	0-1
2-3 point games	0-0
4-5 point games	0-0
6-7 point games	1-1
8-9 point games	0-0
10+ point games	1-2

Starting Lineup Records

Carter, Laney, Williams, Stricklen, Billings	2-4
--	-----

Record When Starting...

Player	W-L	Pct.
Monique Billings	2-4	.333
Chennedy Carter	2-4	.333
Betnijah Laney	2-4	.333
Shekinna Stricklen	2-4	.333
Elizabeth Williams	2-4	.333

2020 Double Digit Games

Player	Pts.	Reb.	Ast.	Dble-Dbls
Monique Billings	1	2	-	1
Chennedy Carter	6	-	-	-
Blake Dietrick	1	-	-	-
Betnijah Laney	5	-	-	-
Shekinna Stricklen	2	-	-	-
Courtney Williams	2	1	-	1
Elizabeth Williams	3	1	-	-

2020 Game Leaders

Led Atlanta In...	Pts.	Reb.	Ast.	Stl.	Blk.
Monique Billings	1	4	-	-	3
Brittany Brewer	-	-	-	-	1
Chennedy Carter	2	-	3	1	1
Blake Dietrick	-	-	1	-	-
Glory Johnson	-	-	-	1	-
Betnijah Laney	1	-	3	4	-
Courtney Williams	1	2	-	-	-
Elizabeth Williams	1	-	-	4	1

2020 Records When...

Leading after the 1st Half	1-1
Tied after the 1st Half	0-0
Trailing after the 1st Half	1-3

Overtime	0-0
Double Overtime	0-0

Outrebounding opponent	2-2
Tied in rebounding	0-0
Being outrebounded	0-2

Shooting at least 50%	1-0
Shooting between 40-50%	0-4
Shooting under 40%	1-0

Opponent shoots at least 50%	0-2
Opponent shoots between 40-50%	1-1
Opponent shoots under 40%	1-1

Scoring 50-59 points	0-0
Scoring 60-69 points	0-0
Scoring 70-79 points	0-3
Scoring 80-89 points	1-0
Scoring 90-99 points	0-1
Scoring 100 points or more	1-0

Allowing 50-59 points	0-0
Allowing 60-69 points	0-0
Allowing 70-79 points	1-0
Allowing 80-89 points	0-1
Allowing 90-99 points	1-2
Allowing 100 points or more	0-1

Making more FTs	2-0
Same number of FTs	0-0
Making fewer FTs	0-4

Making more 3Ps	0-1
Same number of 3Ps	0-1
Making fewer 3Ps	2-2

Committing more TOs	1-2
Same number of TOs	1-0
Committing fewer TOs	0-2

2020 ATLANTA DREAM OVERALL STATISTICS

Player	G	GS	MPG	PPG	OREB	DREB	RPG	APG	SPG	BPG	FG%	3P%	FT%	TO	PF
Chennedy Carter	6	6	28.3	20.3	0.2	2.3	2.5	4.5	1.0	0.5	47.3	37.5	90.9	3.8	4.5
Betnijah Laney	6	6	31.5	17.8	1.3	3.7	5.0	3.5	2.3	0.0	51.4	47.4	88.0	3.3	3.7
Elizabeth Williams	6	6	31.5	13.3	2.0	3.8	5.8	1.0	1.0	0.8	58.0	0.0	84.6	1.3	2.7
Courtney Williams	4	0	22.5	9.8	2.3	4.3	6.5	2.3	0.0	0.0	32.7	0.0	100	1.8	1.5
Monique Billings	6	6	28.5	9.2	2.2	6.7	8.8	0.8	1.2	0.8	43.5	0.0	78.9	2.8	3.5
Shekinna Stricklen	6	6	24.3	8.5	0.2	1.7	1.8	0.5	0.3	0.0	37.5	33.3	100	0.5	2.5
Blake Dietrick	6	0	18.3	4.2	0.0	1.8	1.8	2.5	0.5	0.0	47.8	27.3	0.0	1.8	2.0
Glory Johnson	4	0	13.3	2.5	0.3	3.0	3.3	0.3	1.0	0.3	44.4	20.0	25.0	0.5	1.8
Jaylyn Agnew	5	0	6.8	1.6	0.0	0.6	0.6	0.0	0.0	0.0	28.6	28.6	100	0.6	0.6
Alexis Jones	2	0	11.5	1.5	0.0	0.0	0.0	0.0	1.0	0.0	12.5	12.5	0.0	1.5	0.5
Brittany Brewer	2	0	10.5	1.0	0.0	0.5	0.5	0.0	1.0	2.0	100	0.0	0.0	1.0	1.5
Kalani Brown	0	0	0.0	0.0	0.0	0.0	0.0	0.0	0.0	0.0	0.0	0.0	0.0	0.0	0.0

DREAM SCORING

Dream Scoring	High	Low
1st Quarter	27 (vs. Dallas - 7/26)	15 (vs. Phoenix - 8/4)
2nd Quarter	26 (vs. Dallas - 7/26)	14 (at Las Vegas - 7/29)
3rd Quarter	22 (vs. Seattle - 8/6)	19 (2 times)
4th Quarter	31 (2 times)	16 (at Las Vegas - 7/29)
1st Half	53 (vs. Dallas - 7/26)	35 (2 times)
2nd Half	53 (vs. Seattle - 8/6)	35 (at Las Vegas - 7/29)
1OT		
2OT		

OPPONENT SCORING

Opponent Scoring	High	Low
1st Quarter	31 (vs. Seattle - 8/6)	15 (vs. Phoenix - 8/4)
2nd Quarter	27 (vs. New York - 7/31)	17 (at Indiana - 8/2)
3rd Quarter	30 (at Las Vegas - 7/29)	13 (2 times)
4th Quarter	32 (vs. Phoenix - 8/4)	22 (vs. New York - 7/31)
1st Half	54 (vs. Seattle - 8/6)	33 (vs. Phoenix - 8/4)
2nd Half	53 (at Las Vegas - 7/29)	35 (vs. New York - 7/31)
1OT		
2OT		

2020 TEAM HIGHS AND LOWS

Dream Highs

Points	105	vs. Dallas - 7/26
Scoring Margin	+10	vs. Dallas - 7/26
Field Goals Made	34	vs. Dallas - 7/26
Field Goals Att.	75	vs. New York - 7/31
Field Goal Pct.	54.8	vs. Dallas - 7/26
3-Point FGs Made	10	vs. Seattle - 8/6
3-Point FGs Att.	28	at Las Vegas - 7/29
3-Point FG Pct.	41.2	vs. Dallas - 7/26
Free Throws Made	30	vs. Dallas - 7/26
Free Throws Att.	34	vs. Dallas - 7/26
Free Throw Pct.	100	vs. Seattle - 8/6
Offensive Rebounds	17	vs. New York - 7/31
Defensive Rebounds	30	3 times
Total Rebounds	43	vs. New York - 7/31
Assists	19	vs. Dallas - 7/26
Steals	12	at Las Vegas - 7/29
Turnovers	23	vs. Phoenix - 8/4
Blocked Shots	5	2 times
Personal Fouls	25	vs. Phoenix - 8/4

Dream Lows

Points	70	at Las Vegas - 7/29
Scoring Margin	-30	at Las Vegas - 7/29
Field Goals Made	28	2 times
Field Goals Att.	62	2 times
Field Goal Pct.	37.3	vs. New York - 7/31
3-Point FGs Made	3	vs. New York - 7/31
3-Point FGs Att.	10	vs. New York - 7/31
3-Point FG Pct.	17.9	at Las Vegas - 7/29
Free Throws Made	7	at Indiana - 8/2
Free Throws Att.	8	at Indiana - 8/2
Free Throw Pct.	64.3	at Las Vegas - 7/29
Offensive Rebounds	4	vs. Dallas - 7/26
Defensive Rebounds	18	at Las Vegas - 7/29
Total Rebounds	25	at Las Vegas - 7/29
Assists	11	vs. New York - 7/31
Steals	6	at Indiana - 8/2
Turnovers	12	at Indiana - 8/2
Blocked Shots	0	at Indiana - 8/2
Personal Fouls	20	vs. New York - 7/31

2020 OPPONENT HIGHS AND LOWS

Opponent Highs

Points	100	at Las Vegas - 7/29
Scoring Margin	+30	at Las Vegas - 7/29
Field Goals Made	38	at Las Vegas - 7/29
Field Goals Att.	78	vs. Dallas - 7/26
Field Goal Pct.	53.5	at Las Vegas - 7/29
3-Point FGs Made	13	vs. Dallas - 7/26
3-Point FGs Att.	29	vs. New York - 7/31
3-Point FG Pct.	66.7	at Las Vegas - 7/29
Free Throws Made	25	vs. Seattle - 8/6
Free Throws Att.	27	vs. Seattle - 8/6
Free Throw Pct.	92.6	vs. Seattle - 8/6
Offensive Rebounds	14	at Las Vegas - 7/29
Defensive Rebounds	33	at Las Vegas - 7/29
Total Rebounds	47	at Las Vegas - 7/29
Assists	26	at Indiana - 8/2
Steals	11	3 times
Turnovers	19	at Las Vegas - 7/29
Blocked Shots	11	vs. New York - 7/31
Personal Fouls	27	vs. Dallas - 7/26

Opponent Lows

Points	78	vs. New York - 7/31
Scoring Margin	-10	vs. Dallas - 7/26
Field Goals Made	28	vs. New York - 7/31
Field Goals Att.	66	at Indiana - 8/2
Field Goal Pct.	38.7	vs. Phoenix - 8/4
3-Point FGs Made	4	vs. Phoenix - 8/4
3-Point FGs Att.	9	at Las Vegas - 7/29
3-Point FG Pct.	20.0	vs. Phoenix - 8/4
Free Throws Made	14	vs. Dallas - 7/26
Free Throws Att.	17	vs. New York - 7/31
Free Throw Pct.	69.2	at Las Vegas - 7/29
Offensive Rebounds	8	3 times
Defensive Rebounds	21	vs. Dallas - 7/26
Total Rebounds	29	vs. Dallas - 7/26
Assists	13	vs. New York - 7/31
Steals	5	at Indiana - 8/2
Turnovers	10	vs. Phoenix - 8/4
Blocked Shots	1	2 times
Personal Fouls	13	at Indiana - 8/2

2020 GAME-BY-GAME COMPARISON

	TEAM	FG	FGA	FG%	3P	3PA	3P%	FT	FTA	FT%	OR	DR	TOT	A	PF	ST	TO	BS	PT
7/26	WINGS DREAM	34 34	78 62	43.6 54.8	13 7	28 17	46.4 41.2	14 30	20 34	70.0 88.2	8 4	21 30	29 34	17 19	27 21	11 7	13 17	1 4	95 105
7/29	DREAM ACES	28 38	70 71	40.0 53.5	5 6	28 9	17.9 66.7	9 18	14 26	64.3 69.2	7 14	18 33	25 47	12 16	16 19	12 11	5 1	24 14	70 100
7/31	LIBERTY DREAM	28 28	72 75	38.9 37.3	7 3	29 10	24.1 30.0	15 25	17 31	88.2 80.6	8 17	25 26	33 43	13 11	23 20	8 8	15 15	11 2	78 84
8/2	DREAM FEVER	33 34	69 66	47.8 51.5	4 8	11 20	36.4 40.0	7 17	8 21	87.5 81.0	5 9	21 23	26 32	18 26	12 15	6 5	0 5	22 13	77 93
8/4	MERCURY DREAM	29 29	75 62	38.7 46.8	4 4	20 13	20.0 30.8	19 12	22 13	86.4 92.3	10 5	23 30	33 35	19 15	10 23	7 7	2 2	18 25	81 74
8/6	STORM DREAM	31 31	73 68	42.5 45.6	6 10	21 27	28.6 37.0	25 20	27 20	92.6 100	8 7	25 30	33 37	21 12	11 17	11 7	3 5	18 22	93 92

2020 GAME-BY-GAME COMPARISON

Dream Highs			Opponent Highs		
Points			Points		
Chennedy Carter	vs. Seattle, 8/6	35	Breanna Stewart	vs. Seattle, 8/6	27
Minutes			Minutes		
Elizabeth Williams	vs. New York, 7/31	36	Brittney Griner	vs. Phoenix, 8/4	36
Betnijah Laney	vs. Phoenix, 8/4	36			
Chennedy Carter	vs. Seattle, 8/6	36	Field Goals Made		
Field Goals Made			Candice Dupree	at Indiana, 8/2	9
Betnijah Laney	vs. New York, 7/31	11	Field Goals Attempted		
Chennedy Carter	vs. Phoenix, 8/4	11	Arike Ogunbowale	vs. Dallas, 7/26	21
Chennedy Carter	vs. Seattle, 8/6	11			
Field Goals Attempted			3-Point Field Goals Made		
Chennedy Carter	vs. Phoenix, 8/4	21	Kelsey Mitchell	at Indiana, 8/2	4
3-Point Field Goals Made			3-Point Field Goals Attempted		
Shekinna Stricklen	vs. Dallas, 7/26	4	Arike Ogunbowale	vs. Dallas, 7/26	8
Betnijah Laney	vs. Seattle, 8/6	4	Free Throws Made		
3-Point Field Goals Attempted			Diana Taurasi	vs. Phoenix, 8/4	10
Blake Dietrick	at Las Vegas, 7/29	8	Free Throws Attempted		
Shekinna Stricklen	vs. Seattle, 8/6	8	Breanna Stewart	vs. Seattle, 8/6	11
Free Throws Made			Rebounds		
Monique Billings	vs. Dallas, 7/26	10	Isabelle Harrison	vs. Dallas, 7/26	11
Chennedy Carter	vs. Seattle, 8/6	10	A'ja Wilson	at Las Vegas, 7/29	11
Free Throws Attempted			Assists		
Monique Billings	vs. Dallas, 7/26	12	Diana Taurasi	vs. Phoenix, 8/4	6
Elizabeth Williams	vs. New York, 7/31	12	Alanna Smith	vs. Phoenix, 8/4	6
Rebounds			Jordin Canada	vs. Seattle, 8/6	6
Monique Billings	vs. New York, 7/31	15	Steals		
Assists			Allisha Gray	vs. Dallas, 7/26	3
Chennedy Carter	vs. Dallas, 7/26	8	Jocelyn Willoughby	vs. New York, 7/31	3
Steals			Jordin Canada	vs. Seattle, 8/6	3
Betnijah Laney	at Indiana, 8/2	4	Natasha Howard	vs. Seattle, 8/6	3
Betnijah Laney	vs. Phoenix, 8/4	4	Turnovers		
Turnovers			Layshia Clarendon	vs. New York, 7/31	6
Betnijah Laney	vs. Dallas, 7/26	6	Blocked Shots		
Elizabeth Williams	vs. Phoenix, 8/4	6	Kylee Shook	vs. New York, 7/31	2
Chennedy Carter	vs. Seattle, 8/6	6	Jazmine Jones	vs. New York, 7/31	2
Blocked Shots			Kiah Stokes	vs. New York, 7/31	2
Brittany Brewer	at Las Vegas, 7/29	4	Amanda Zahui B	vs. New York, 7/31	2
			Jocelyn Willoughby	vs. New York, 7/31	2
			Breanna Stewart	vs. Seattle, 8/6	2

2020 DREAM RECORD BY TEAM

Team	Home	Away	OVR (PCT.)	Team	Home	Away	OVR (PCT.)
Dallas (1-0)	1-0	0-0	1-0 (1.000)	Seattle (0-1)	0-1	0-0	0-1 (.000)
Indiana (0-1)	0-0	0-1	0-1 (.000)				
Las Vegas (0-1)	0-0	0-1	0-1 (.000)				
New York (1-0)	1-0	0-0	1-0 (1.000)				
Phoenix (0-1)	0-1	0-0	0-1 (.000)				

2020 DREAM WIN-LOSS MARGIN

Margin	1	2	3	4	5	6	7	8	9	10	11	12	13	14	15	16	17	18	19	20+
Games Won By						1				1										
Games Lost By							1				1					1				1

2020 DREAM RECORD BY DAY

Day	Home	Away	OVR (PCT.)
Sunday	1-0	0-1	1-1 (.500)
Tuesday	0-1	0-0	0-1 (.000)
Wednesday	0-0	0-1	0-1 (.000)
Thursday	0-1	0-0	0-1 (.000)
Friday	1-0	0-0	1-0 (1.000)

2020 DREAM RECORD BY MONTH

Month	Home	Away	OVR (PCT.)
July	2-0	0-1	2-1 (.667)
August	0-2	0-1	0-3 (.000)

2020 MISC STATS

		Dream Bench Pts	Dream Largest Deficit	Dream Pts the Paint	Dream 2nd Chance Pts	Dream Fast Break Pts	Dream Pts off TO's	Opp Bench Pts	Opp Largest Deficit	Opp Pts in the Paint	Opp 2nd Chance Pts	Opp Fast Break Pts	Opp Pts off TO's
7/26	vs. Dallas	5	7	44	14	6	19	35	12	34	12	4	27
7/29	at Las Vegas	20	32	36	8	2	22	37	0	44	17	6	18
7/31	vs. New York	8	4	32	21	2	19	36	14	34	7	6	19
8/2	at Indiana	24	16	38	2	14	28	21	10	38	10	8	12
8/4	vs. Phoenix	14	9	40	2	4	14	19	9	44	10	6	30
8/6	vs. Seattle	16	17	30	5	4	14	19	7	34	13	12	15



#5 JAYLYN AGNEW F • 5-11 • 152 • R • Creighton

2020 Highlights:

- » Scored her first WNBA points against Las Vegas (7/29), knocking down two free throws.
- » Went 2-2 from beyond the arc for her first made field goals of her career against Indiana (8/2).

AGNEW 2020 GAME-BY-GAME

Date	Opp	GS	MP	FGM-A	3PM-A	FTM-A	OREB	DREB	REB	AST	PF	STL	TO	BS	PTS
7/26	DAL		10	0-0	0-0	0-0	0	0	0	0	1	0	2	0	0
7/29	LVA		13	0-5	0-5	2-2	0	2	2	0	1	0	0	0	2
7/31	NYL		1	0-0	0-0	0-0	0	0	0	0	0	0	1	0	0
8/2	IND		7	2-2	2-2	0-0	0	1	1	0	1	0	0	0	6
8/4	PHO						DID NOT PLAY								
8/6	SEA		2	0-0	0-0	0-0	0	0	0	0	0	0	0	0	0

SEASON/CAREER HIGHS

Points (2020)	6 (8/2)
Points (Career)	6 (8/2/20)
FG Made (2020)	2 (8/2)
FG Made (Career)	2 (8/2/20)
FG Attempted (2020)	5 (7/29)
FG Attempted (Career)	5 (7/29/20)
FT Made (2020)	2 (7/29)
FT Made (Career)	2 (7/29/20)
FT Attempted (2020)	2 (7/29)
FT Attempted (Career)	2 (7/29/20)
3PT FG Made (2020)	2 (8/2)
3PT FG Made (Career)	2 (8/2/20)
3PT FG Attempt. (2020)	5 (7/29)
3PT FG Att. (Career)	5 (7/29/20)
Off. Rebounds (2020)	NONE
Off. Rebounds (Career)	NONE
Def. Rebounds (2020)	2 (7/29)
Def. Rebounds (Career)	2 (7/29/20)
Total Rebounds (2020)	2 (7/29)
Total Rebounds (Career)	2 (7/29/20)
Assists (2020)	NONE
Assists (Career)	NONE
Blocks (2020)	NONE
Blocks (Career)	NONE
Steals (2020)	NONE
Steals (Career)	NONE
Minutes (2020)	13 (7/29)
Minutes (Career)	13 (7/29/20)
Double-Doubles (2020)	NONE
Double-Doubles (Career)	NONE

AGNEW CAREER

Season Team	G	GS	MIN	FGM-A	3PM-A	FTM-A	OR	DR	TOT	AST	STL	BS	TO	PF	PTS
2020 ATL	5	0	34	2-7	2-7	2-2	0	3	3	0	0	0	3	3	8
Career	5	0	34	2-7	2-7	2-2	0	3	3	0	0	0	3	3	8



#25 MONIQUE BILLINGS F • 6-4 • 192 • 2 yrs • UCLA

2020 Highlights with Atlanta:

- » Started off the 2020 season with a career night against Dallas (7/26), leading the team with 30 points and 13 rebounds for her second career double-double. Her 30 points led all scorers in the league opening weekend. The last Dream player to register at least 30 points was Tiffany Hayes on August 10, 2019 at Indiana.
- » Led the team in both defensive and total rebounds in each of the first four games so far this season.

BILLINGS 2020 GAME-BY-GAME

Date	Opp	GS	MP	FGM-A	3PM-A	FTM-A	OREB	DREB	REB	AST	PF	STL	TO	BS	PTS
7/26	DAL	*	32	10-14	0-0	10-12	2	11	13	2	3	1	3	2	30
7/29	LVA	*	25	2-5	0-0	1-3	3	4	7	0	2	0	2	3	5
7/31	NYL	*	35	2-9	0-0	4-4	5	10	15	0	2	2	4	1	8
8/2	IND	*	30	2-10	0-0	0-0	2	6	8	0	1	0	2	3	4
8/4	PHO	*	22	1-2	0-0	0-0	0	5	5	2	4	0	3	1	2
8/6	SEA	*	27	3-6	0-0	0-0	1	4	5	1	6	1	3	1	6

SEASON/CAREER HIGHS

Points [2020]	30 [7/26]
Points [Career]	30 [7/26/20]
FG Made [2020]	10 [7/26]
FG Made [Career]	10 [7/26/20]
FG Attempted [2020]	14 [7/26]
FG Attempted [Career]	14 [2 times]
FT Made [2020]	10 [7/26]
FT Made [Career]	10 [7/26/20]
FT Attempted [2020]	12 [7/26]
FT Attempted [Career]	12 [7/26/20]
3PT FG Made [2020]	NONE
3PT FG Made [Career]	NONE
3PT FG Attempt. [2020]	NONE
3PT FG Att. [Career]	NONE
Off. Rebounds [2020]	5 [7/31]
Off. Rebounds [Career]	9 [7/14/19]
Def. Rebounds [2020]	11 [7/26]
Def. Rebounds [Career]	12 [9/5/19]
Total Rebounds [2020]	15 [7/31]
Total Rebounds [Career]	16 [7/14/19]
Assists [2020]	2 [2 times]
Assists [Career]	2 [7 times]
Blocks [2020]	3 [7/29]
Blocks [Career]	3 [2 times]
Steals [2020]	2 [7/31]
Steals [Career]	2 [7 times]
Minutes [2020]	35 [7/31]
Minutes [Career]	35 [7/31/20]
Double-Doubles [2020]	1 [7/26]
Double-Doubles [Career]	2

BILLINGS CAREER

Season	Team	G	GS	MIN	FGM-A	3PM-A	FTM-A	OR	DR	TOT	AST	STL	BS	TO	PF	PTS
2018	ATL	32	0	353	41-93	0-0	24-32	37	51	88	12	14	1	14	37	106
2019	ATL	29	2	553	56-144	1-1	47-60	61	140	201	16	17	12	46	66	160
2020	ATL	6	6	171	20-46	0-0	15-19	13	40	53	5	7	5	17	21	55
Career		67	8	1077	117-283	1-1	86-111	111	231	342	33	38	18	76	124	321



#20 BRITTANY BREWER F · 6-5 · 182 · R · Texas Tech

2020 Highlights:

- » Checked in to her first pro game and blocked a team-high 4 shots in 17 minutes.

BREWER 2020 GAME-BY-GAME

Date	Opp	GS	MP	FGM-A	3PM-A	FTM-A	OREB	DREB	REB	AST	PF	STL	TO	BS	PTS
7/26	DAL						DID NOT PLAY								
7/29	LVA		17	1-1	0-0	0-0	0	1	1	0	3	2	2	4	2
7/31	NYL						DID NOT PLAY								
8/2	IND		3	0-0	0-0	0-0	0	0	0	0	0	0	0	0	0
8/4	PHO						DID NOT PLAY								
8/6	SEA						DID NOT PLAY								

SEASON/CAREER HIGHS

Points [2020]	2 [7/29]
Points [Career]	2 [7/29/20]
FG Made [2020]	1 [7/29]
FG Made [Career]	1 [7/29/20]
FG Attempted [2020]	1 [7/29]
FG Attempted [Career]	1 [7/29/20]
FT Made [2020]	N/A
FT Made [Career]	N/A
FT Attempted [2020]	N/A
FT Attempted [Career]	N/A
3PT FG Made [2020]	N/A
3PT FG Made [Career]	N/A
3PT FG Attempt. [2020]	N/A
3PT FG Att. [Career]	N/A
Off. Rebounds [2020]	N/A
Off. Rebounds [Career]	N/A
Def. Rebounds [2020]	1 [7/29]
Def. Rebounds [Career]	1 [7/29/20]
Total Rebounds [2020]	1 [7/29]
Total Rebounds [Career]	1 [7/29/20]
Assists [2020]	N/A
Assists [Career]	N/A
Blocks [2020]	4 [7/29]
Blocks [Career]	4 [7/29/20]
Steals [2020]	2 [7/29]
Steals [Career]	2 [7/29/20]
Minutes [2020]	17 [7/29]
Minutes [Career]	17 [7/29/20]
Double-Doubles [2020]	NONE
Double-Doubles [Career]	NONE

BREWER CAREER

Season	Team	G	GS	MIN	FGM-A	3PM-A	FTM-A	OR	DR	TOT	AST	STL	BS	TO	PF	PTS
2020	ATL	2	0	21	1-1	0-0	0-0	0	1	1	0	2	4	2	3	2
Career		2	0	21	1-1	0-0	0-0	0	1	1	0	2	4	2	3	2



#22 HALANI BROWN C · 6-7 · 245 · 1 yr · Baylor

Kalani Brown – kuh-LAH-nee

2019 Highlights with Los Angeles:

- » Appeared in 28 games and contributed 144 total points
- » Averaged 5.1 points, 3.5 rebounds, 0.6 assists in 13.5 minutes per game
- » Shot 47.8% from the field
- » Scored 12 points against Las Vegas (June 27) and Atlanta (July 14)
- » Grabbed eight rebounds against Atlanta on July 14

BROWN 2020 GAME-BY-GAME

Date	Opp	GS	MP	FGM-A	3PM-A	FTM-A	OREB	DREB	REB	AST	PF	STL	TO	BS	PTS
7/26	DAL														
7/29	LVA														
7/31	NYL														
8/2	IND														
8/4	PHO														
8/6	SEA														

SEASON/CAREER HIGHS

Points (2020)	
Points (Career)	12 (2 times)
FG Made (2020)	
FG Made (Career)	6 (7/14/19)
FG Attempted (2020)	
FG Attempted (Career)	10 (2 times)
FT Made (2020)	
FT Made (Career)	4 (2 times)
FT Attempted (2020)	
FT Attempted (Career)	6 (8/22/19)
3PT FG Made (2020)	
3PT FG Made (Career)	N/A
3PT FG Attempt. (2020)	
3PT FG Att. (Career)	1 (9/8/19)
Off. Rebounds (2020)	
Off. Rebounds (Career)	3 (4 times)
Def. Rebounds (2020)	
Def. Rebounds (Career)	6 (7/14/19)
Total Rebounds (2020)	
Total Rebounds (Career)	8 (7/14/19)
Assists (2020)	
Assists (Career)	2 (2 times)
Blocks (2020)	
Blocks (Career)	3 (6/30/19)
Steals (2020)	
Steals (Career)	2 (9/8/19)
Minutes (2020)	
Minutes (Career)	23 (6/27/19)
Double-Doubles (2020)	
Double-Doubles (Career)	NONE

BROWN CAREER

Season	Team	G	GS	MIN	FGM-A	3PM-A	FTM-A	OR	DR	TOT	AST	STL	BS	TO	PF	PTS
2019	LAS	28	0	377	54 - 113	0 - 1	36 - 46	34	64	98	17	9	22	29	47	144
Career		28	0	377	54 - 113	0 - 1	36 - 46	34	64	98	17	9	22	29	47	144



#3 CHENNEDY CARTER

G · 5-9 · 143 · R · Texas A&M

Chennedy Carter - Kennedy

2020 Highlights:

- » Has scored in double digits in all six games so far this season - is the first Dream rookie with 4+ consecutive games with double-digit points to start their career.
- » Started and put up 18 points with 8 assists and 5 defensive boards in her pro debut against Dallas (7/26).
- » Became just the fourth Dream rookie to score 25+ points in franchise history with 26 against Phoenix (8/4).
- » Set the record for most points scored by a Dream rookie with 35 points against Seattle (8/6).

CARTER 2020 GAME-BY-GAME

Date	Opp	GS	MP	FGM-A	3PM-A	FTM-A	OREB	DREB	REB	AST	PF	STL	TO	BS	PTS
7/26	DAL	*	30	5 - 16	0 - 4	8 - 9	0	5	5	8	5	1	2	1	18
7/29	LVA	*	24	3 - 11	1 - 3	4 - 6	0	4	4	3	1	0	3	3	11
7/31	NYL	*	25	6 - 15	1 - 2	4 - 4	0	0	0	3	6	0	2	0	17
8/2	IND	*	21	7 - 11	0 - 0	1 - 1	1	1	2	2	5	0	5	0	15
8/4	PHO	*	33	11 - 21	1 - 3	3 - 3	0	1	1	4	3	2	5	1	26
8/6	SEA	*	36	11 - 17	3 - 4	10 - 10	0	3	3	7	5	2	6	1	35

SEASON/CAREER HIGHS

Points (2020)	35 (8/6)
Points (Career)	35 (8/6/20)
FG Made (2020)	11 (2 times)
FG Made (Career)	11 (2 times)
FG Attempted (2020)	21 (8/4)
FG Attempted (Career)	21 (8/4/20)
FT Made (2020)	10 (8/6)
FT Made (Career)	10 (8/6/20)
FT Attempted (2020)	10 (8/6)
FT Attempted (Career)	10 (8/6/20)
3PT FG Made (2020)	3 (8/6)
3PT FG Made (Career)	3 (8/6/20)
3PT FG Attempt. (2020)	4 (2 times)
3PT FG Att. (Career)	4 (2 times)
Off. Rebounds (2020)	1 (8/2)
Off. Rebounds (Career)	1 (8/2/20)
Def. Rebounds (2020)	5 (7/26)
Def. Rebounds (Career)	5 (7/26/20)
Total Rebounds (2020)	5 (7/26)
Total Rebounds (Career)	5 (7/26/20)
Assists (2020)	8 (7/26)
Assists (Career)	8 (7/26/20)
Blocks (2020)	1 (3 times)
Blocks (Career)	1 (3 times)
Steals (2020)	2 (2 times)
Steals (Career)	2 (2 times)
Minutes (2020)	36 (8/6)
Minutes (Career)	36 (8/6/20)
Double-Doubles (2020)	NONE
Double-Doubles (Career)	NONE

BOLD = led team

CARTER CAREER

Season	Team	G	GS	MIN	FGM-A	3PM-A	FTM-A	OR	DR	TOT	AST	STL	BS	TO	PF	PTS
2020	ATL	6	6	170	43 - 91	6 - 16	30 - 33	1	14	15	27	6	3	23	27	122
Career		6	6	170	43 - 91	6 - 16	30 - 33	1	14	15	27	6	3	23	27	122



#11 BLAKE DIETRICK G · 5-10 · 169 · 3 yrs · Princeton

Blake **Dietrick** - dee-TRICK

2020 Highlights:

- » Pulled down a career-high five rebounds (four defensive) in a career-best 27 minutes against Dallas (7/26)
- » Set a number of records against Las Vegas (7/29), scoring 13 points on six made field goals with 13 attempts – all career-high numbers.

DIETRICK 2020 GAME-BY-GAME

Date	Opp	GS	MP	FGM-A	3PM-A	FTM-A	OREB	DREB	REB	AST	PF	STL	TO	BS	PTS
7/26	DAL		27	2-3	1-1	0-0	0	4	4	5	3	1	3	0	5
7/29	LVA		27	6-13	1-8	0-0	0	2	2	4	4	1	3	0	13
7/31	NYL		12	0-1	0-0	0-0	0	1	1	0	1	0	1	0	0
8/2	IND		19	0-1	0-0	0-0	0	1	1	4	2	1	0	0	0
8/4	PHO		21	3-3	1-1	0-0	0	3	3	2	2	0	2	0	7
8/6	SEA		4	0-2	0-1	0-0	0	0	0	0	0	0	2	0	0

SEASON/CAREER HIGHS

Points (2020)	13 (7/29)
Points (Career)	13 (7/29/20)
FG Made (2020)	6 (7/29)
FG Made (Career)	6 (7/29/20)
FG Attempted (2020)	13 (6/29)
FG Attempted (Career)	13 (6/29/20)
FT Made (2020)	N/A
FT Made (Career)	3 (6/27/18)
FT Attempted (2020)	N/A
FT Attempted (Career)	4 (7/12/19)
3PT FG Made (2020)	1 (2 times)
3PT FG Made (Career)	3 (6/27/18)
3PT FG Attempt. (2020)	8 (7/29)
3PT FG Att. (Career)	8 (7/29/20)
Off. Rebounds (2020)	N/A
Off. Rebounds (Career)	1 (3 times)
Def. Rebounds (2020)	4 (7/26)
Def. Rebounds (Career)	4 (7/26/20)
Total Rebounds (2020)	4 (7/26)
Total Rebounds (Career)	4 (2 times)
Assists (2020)	5 (7/26)
Assists (Career)	5 (7/26/20)
Blocks (2020)	N/A
Blocks (Career)	1 (2 times)
Steals (2020)	1 (3 times)
Steals (Career)	2 (7/8/18)
Minutes (2020)	27 (2 times)
Minutes (Career)	27 (2 times)
Double-Doubles (2020)	
Double-Doubles (Career)	NONE

DIETRICK CAREER

Season	Team	G	GS	MIN	FGM-A	3PM-A	FTM-A	OR	DR	TOT	AST	STL	BS	TO	PF	PTS
2016	TOT	3	0	14	1-2	0-1	2-2	0	3	3	0	0	0	1	1	4
2018	ATL	26	0	186	12-35	9-23	4-6	2	12	14	11	7	0	12	21	37
2019	SEA	17	1	106	1-10	0-6	4-6	1	9	10	16	3	2	10	14	6
2020	ATL	6	0	110	11-23	3-11	0-0	0	11	11	15	3	0	11	12	25
Career		52	1	416	25-70	12-41	10-14	3	35	38	42	13	2	34	48	72



#0 GLORY JOHNSON F • 6-3 • 170 • 7 yrs • Tennessee

2020 Highlights:

- » Made her first appearance in a Dream jersey on July 31 against the Liberty, scoring two points with a rebound and a steal in 8 minutes of play.
- » Played a season-high 19 minutes against Phoenix (8/4), putting up 5 points with 5 rebounds.
- » Made her first three pointer of the season against Seattle (8/6), adding on 7 rebounds, 2 steals and 1 block.

JOHNSON 2020 GAME-BY-GAME

Date	Opp	GS	MP	FGM-A	3PM-A	FTM-A	OREB	DREB	REB	AST	PF	STL	TO	BS	PTS
7/26	DAL														
7/29	LVA														
7/31	NYL		8	1-2	0-1	0-2	0	1	1	0	1	1	1	0	2
8/2	IND		7	0-0	0-0	0-0	0	0	0	0	0	0	0	0	0
8/4	PHO		19	2-3	0-1	1-2	0	5	5	0	3	1	1	0	5
8/6	SEA		20	1-4	1-3	0-0	1	6	7	1	3	2	0	1	3

SEASON/CAREER HIGHS

Points (2020)	5 (8/4)
Points (Career)	32 (6/16/13)
FG Made (2020)	2 (8/4)
FG Made (Career)	12 (6/16/13)
FG Attempted (2020)	4 (8/6)
FG Attempted (Career)	12 (6/16/13)
FT Made (2020)	1 (8/4)
FT Made (Career)	14 (7/12/12)
FT Attempted (2020)	2 (7/31)
FT Attempted (Career)	15 (7/12/12)
3PT FG Made (2020)	1 (8/6)
3PT FG Made (Career)	6 (8/31/19)
3PT FG Attempt. (2020)	3 (8/6)
3PT FG Att. (Career)	11 (8/31/19)
Off. Rebounds (2020)	1 (8/6)
Off. Rebounds (Career)	12 (6/16/13)
Def. Rebounds (2020)	6 (8/6)
Def. Rebounds (Career)	13 (2 times)
Total Rebounds (2020)	7 (8/6)
Total Rebounds (Career)	22 (6/16/13)
Assists (2020)	1 (8/6)
Assists (Career)	5 (4 times)
Blocks (2020)	1 (8/6)
Blocks (Career)	3 (4 times)
Steals (2020)	2 (8/6)
Steals (Career)	5 (5 times)
Minutes (2020)	20 (8/6)
Minutes (Career)	42 (8/25/13)
Double-Doubles (2020)	N/A
Double-Doubles (Career)	NONE

JOHNSON CAREER

Season	Team	G	GS	MIN	FGM-A	3PM-A	FTM-A	OR	DR	TOT	AST	STL	BS	TO	PF	PTS
2012	TUL	34	28	958	131-272	0-0	130-192	95	137	232	38	73	20	71	103	392
2013	TUL	29	28	875	152-341	1-3	130-174	95	163	258	33	30	12	60	71	435
2014	TUL	33	33	1070	173-385	0-3	139-183	95	210	305	46	45	13	87	107	485
2016	DAL	18	6	502	72-163	4-14	55-73	48	113	161	23	17	11	26	39	203
2017	DAL	33	33	1022	187-403	21-67	98-128	79	221	300	53	41	13	73	97	493
2018	DAL	29	17	652	85-204	17-54	46-59	47	126	173	39	29	14	39	61	233
2019	DAL	28	19	676	78-214	35-103	14-24	27	117	144	39	39	18	28	45	205
2020	ATL	4	0	53	4-9	1-5	1-4	1	12	13	1	4	1	2	7	10
Career		208	164	5808	882-1991	79-249	613-837	487	1099	1586	272	278	102	386	530	2456



#7 ALEXIS JONES G · 5-9 · 167 · 3 yrs · Baylor

2020 Highlights:

- » Made her first appearance with the Dream on July 26 against Dallas.
- » Put up her first points in a Dream uniform, knocking down a three-pointer against Las Vegas [7/29] and picking up two steals.

JONES 2020 GAME-BY-GAME

Date	Opp	GS	MP	FGM-A	3PM-A	FTM-A	OREB	DREB	REB	AST	PF	STL	TO	BS	PTS
7/26	DAL		2	0-1	0-1	0-0	0	0	0	0	0	0	0	0	0
7/29	LVA		20	1-7	1-7	0-0	0	0	0	0	1	2	3	0	3
7/31	NYL						DID NOT PLAY								
8/2	IND						DID NOT PLAY								
8/4	PHO						DID NOT PLAY								
8/6	SEA						DID NOT PLAY								

SEASON/CAREER HIGHS

Points [2020]	3 [7/29]
Points [Career]	15 [8/20/19]
FG Made [2020]	1 [7/29]
FG Made [Career]	5 [8/20/19]
FG Attempted [2020]	7 [7/29]
FG Attempted [Career]	9 [4 times]
FT Made [2020]	N/A
FT Made [Career]	3 [2 times]
FT Attempted [2020]	N/A
FT Attempted [Career]	4 [2 times]
3PT FG Made [2020]	1 [7/29]
3PT FG Made [Career]	3 [3 times]
3PT FG Attempt. [2020]	7 [7/29]
3PT FG Att. [Career]	6 [3 times]
Off. Rebounds [2020]	N/A
Off. Rebounds [Career]	1 [11 times]
Def. Rebounds [2020]	N/A
Def. Rebounds [Career]	3 [6 times]
Total Rebounds [2020]	N/A
Total Rebounds [Career]	4 [2 times]
Assists [2020]	N/A
Assists [Career]	5 [9/1/17]
Blocks [2020]	N/A
Blocks [Career]	1 [6 times]
Steals [2020]	2 [7/29]
Steals [Career]	3 [8/18/17]
Minutes [2020]	20 [7/29]
Minutes [Career]	28 [6/3/18]
Double-Doubles [2020]	
Double-Doubles [Career]	NONE

JONES CAREER

Season	Team	G	GS	MIN	FGM-A	3PM-A	FTM-A	OR	DR	TOT	AST	STL	BS	TO	PF	PTS
2017	MIN	29	0	211	26 - 76	11 - 29	12 - 14	4	18	22	23	8	0	21	23	75
2018	MIN	26	0	229	32 - 91	16 - 50	6 - 8	5	18	23	18	3	2	17	26	86
2019	LAS	20	1	243	28 - 70	11 - 33	12 - 15	2	20	22	36	6	4	27	29	79
2020	ATL	2	0	23	1 - 8	1 - 8	0 - 0	0	0	0	0	2	0	3	1	3
Career		77	1	706	87 - 245	39 - 120	30 - 37	11	56	67	77	19	6	68	79	243



#44 BETNIJAH LANEY G-F • 6-4 • 166 • 4 yrs • Rutgers
Betnijah Laney - buh-NAW-jah

2020 Highlights:

- » Started and set career high records with 19 points, 6 made field goals and 14 attempted field goals against Dallas (7/24). Led the Dream with two steals.
- » Posted 8 points with a team-leading 4 assists and 4 rebounds against Las Vegas (7/29).
- » Topped her career high record with 30 points against New York (7/31), going 11-18 from the field on a career night that included highs in free throws made and attempted, offensive rebounds, defensive rebounds, total rebounds and steals.
- » Tied her career-high record of 4 steals against Indiana (8/2).
- » Recorded her 5th double-figure game of the season and 4th straight with 20 points against Seattle (8/6), sinking a career-high 4 three pointers on 7 shots.

LANEY 2020 GAME-BY-GAME

Date	Opp	GS	MP	FGM-A	3PM-A	FTM-A	OREB	DREB	REB	AST	PF	STL	TO	BS	PTS
7/26	DAL	*	34	6 - 14	2 - 4	5 - 6	0	2	2	3	4	2	6	0	19
7/29	LVA	*	30	4 - 9	0 - 2	0 - 0	1	3	4	4	3	1	2	0	8
7/31	NYL	*	35	11 - 18	2 - 2	6 - 7	3	5	8	2	5	3	3	0	30
8/2	IND	*	32	4 - 10	0 - 1	5 - 6	2	3	5	6	2	4	3	0	15
8/4	PHO	*	36	6 - 11	1 - 3	4 - 4	1	6	7	5	5	4	3	0	17
8/6	SEA	*	22	7 - 12	4 - 7	2 - 2	1	3	4	1	3	0	3	0	20

SEASON/CAREER HIGHS	
Points (2020)	30 (7/31)
Points (Career)	30 (7/31/20)
FG Made (2020)	11 (7/31)
FG Made (Career)	11 (7/31/20)
FG Attempted (2020)	18 (7/31)
FG Attempted (Career)	18 (7/31/20)
FT Made (2020)	6 (7/31)
FT Made (Career)	6 (7/31/20)
FT Attempted (2020)	7 (7/31)
FT Attempted (Career)	7 (7/31/20)
3PT FG Made (2020)	4 (8/6)
3PT FG Made (Career)	4 (8/6/20)
3PT FG Attempt. (2020)	7 (8/6)
3PT FG Att. (Career)	7 (8/6/20)
Off. Rebounds (2020)	3 (7/31)
Off. Rebounds (Career)	6 (6/13/19)
Def. Rebounds (2020)	6 (8/4)
Def. Rebounds (Career)	9 (7/10/19)
Total Rebounds (2020)	8 (7/31)
Total Rebounds (Career)	11 (6/13/19)
Assists (2020)	6 (8/2)
Assists (Career)	7 (9/8/19)
Blocks (2020)	NONE
Blocks (Career)	2 (6/19/15)
Steals (2020)	4 (2 times)
Steals (Career)	4 (4 times)
Minutes (2020)	36 (8/4)
Minutes (Career)	39 (6/13/19)
Double-Doubles (2020)	N/A
Double-Doubles (Career)	NONE

BOLD = led team

LANEY CAREER

Season	Team	G	GS	MIN	FGM-A	3PM-A	FTM-A	OR	DR	TOT	AST	STL	BS	TO	PF	PTS
2015	CHI	32	2	411	39 - 99	0 - 6	16 - 23	18	50	68	19	16	6	18	41	94
2016	CHI	8	1	42	2 - 12	0 - 1	4 - 4	1	4	5	1	1	0	2	6	8
2018	CON	29	0	271	33 - 70	1 - 9	10 - 11	20	30	50	21	11	0	16	20	77
2019	IND	34	27	878	77 - 213	20 - 66	18 - 31	32	111	143	59	48	4	49	55	192
2020	ATL	6	6	189	38 - 74	9 - 19	22 - 25	8	22	30	21	14	0	20	22	107
Career		109	36	1791	189 - 468	30 - 101	70 - 94	79	217	296	121	90	10	105	144	478



#40 SHEKINNA STRICKLEN F • 6-2 • 230 • 8 yrs • Tennessee

Shekinna Stricklen – sheh-KEE-nuh

2020 Highlights:

- » Made her Dream debut against Dallas on July 26, starting and knocking down 16 points with four made three-pointers.
- » Scored in double digits against Las Vegas (7/29) with 10 points.
- » Pulled down 4 boards with 2 assists and 2 steals against New York (7/31)
- » Shot a season-high 8 three-pointers against Seattle (8/6).

STRICKLEN 2020 GAME-BY-GAME

Date	Opp	GS	MP	FGM-A	3PM-A	FTM-A	OREB	DREB	REB	AST	PF	STL	TO	BS	PTS
7/26	DAL	*	25	4 - 7	4 - 7	4 - 4	0	1	1	0	2	0	0	0	16
7/29	LVA	*	17	4 - 5	2 - 3	0 - 0	0	1	1	0	4	0	1	0	10
7/31	NYL	*	31	3 - 13	0 - 5	0 - 0	1	3	4	2	2	2	1	0	6
8/2	IND	*	24	2 - 7	2 - 6	0 - 0	0	0	0	0	3	0	1	0	6
8/4	PHO	*	22	3 - 8	1 - 4	0 - 0	0	3	3	0	2	0	0	0	7
8/6	SEA	*	27	2 - 8	2 - 8	0 - 0	0	2	2	1	2	0	0	0	6

SEASON/CAREER HIGHS

Points (2020)	18 (7/26)
Points (Career)	26 (9/12/13)
FG Made (2020)	4 (2 times)
FG Made (Career)	10 (2 times)
FG Attempted (2020)	13 (7/31)
FG Attempted (Career)	17 (8/4/13)
FT Made (2020)	4 (7/26)
FT Made (Career)	6 (8/9/15)
FT Attempted (2020)	4 (7/26)
FT Attempted (Career)	6 (3 times)
3PT FG Made (2020)	4 (7/26)
3PT FG Made (Career)	8 (7/22/18)
3PT FG Attempt. (2020)	8 (8/6)
3PT FG Att. (Career)	13 (8/16/19)
Off. Rebounds (2020)	1 (7/31)
Off. Rebounds (Career)	4 (3 times)
Def. Rebounds (2020)	3 (2 times)
Def. Rebounds (Career)	8 (3 times)
Total Rebounds (2020)	4 (7/31)
Total Rebounds (Career)	11 (7/13/12)
Assists (2020)	2 (7/31)
Assists (Career)	6 (7/30/19)
Blocks (2020)	N/A
Blocks (Career)	3 (8/9/13)
Steals (2020)	2 (7/31)
Steals (Career)	5 (8/8/17)
Minutes (2020)	25 (7/26)
Minutes (Career)	37 (2 times)
Double-Doubles (2020)	N/A
Double-Doubles (Career)	1 (7/13/12)

BOLD = led team

STRICKLEN CAREER

Season	Team	G	GS	MIN	FGM-A	3PM-A	FTM-A	OR	DR	TOT	AST	STL	BS	TO	PF	PTS
2012	SEA	34	3	784	100 - 253	37 - 117	36 - 52	28	119	147	40	24	8	35	70	273
2013	SEA	34	21	797	131 - 319	54 - 157	25 - 39	28	68	96	28	25	13	40	54	341
2014	SEA	33	10	578	86 - 200	47 - 122	19 - 26	9	60	69	23	20	3	27	65	238
2015	CON	34	0	599	95 - 231	51 - 142	22 - 28	25	38	63	22	19	8	20	46	263
2016	CON	28	0	306	38 - 104	27 - 77	9 - 14	9	29	38	15	12	2	3	20	112
2017	CON	34	29	926	95 - 232	71 - 173	32 - 37	17	90	107	37	42	4	29	56	293
2018	CON	34	30	639	77 - 179	58 - 135	12 - 14	9	68	77	16	20	4	19	46	224
2019	CON	34	34	804	104 - 255	76 - 199	22 - 27	9	56	65	39	34	7	28	79	306
2020	ATL	6	6	146	18 - 48	11 - 33	4 - 4	1	10	11	3	2	0	3	15	51
Career		271	133	5580	744 - 1821	432 - 1155	181 - 241	135	538	673	223	198	49	204	451	2101



#10 COURTNEY WILLIAMS

G · 5-8 · 133 · 4 yrs · South Florida

2020 Highlights:

- » Made her first appearance in a Dream jersey on July 31 against New York, putting up 6 points with 4 rebounds and 2 assists in 16 minutes of play.
- » Led the team with 18 points in 23 minutes against Indiana (8/2).
- » Led the team with 9 rebounds (4 offensive) against Phoenix (8/4).
- » Recorded first double-double of the season with 13 points and 10 rebounds against Seattle (8/6).

C. WILLIAMS 2020 GAME-BY-GAME

Date	Opp	GS	MP	FGM-A	3PM-A	FTM-A	OREB	DREB	REB	AST	PF	STL	TO	BS	PTS
7/26	DAL														
7/29	LVA														
7/31	NYL		16	2-10	0-0	2-2	2	2	4	2	1	0	2	0	6
8/2	IND		23	9-18	0-2	0-0	0	3	3	4	2	0	1	0	18
8/4	PHO		20	1-8	0-1	0-0	4	5	9	2	1	0	3	0	2
8/6	SEA		29	4-13	0-4	5-5	3	7	10	1	2	0	1	0	13

SEASON/CAREER HIGHS

Points (2020)	18 (8/2)
Points (Career)	34 (6/13/18)
FG Made (2020)	9 (8/2)
FG Made (Career)	15 (6/13/18)
FG Attempted (2020)	18 (8/2)
FG Attempted (Career)	29 (6/13/18)
FT Made (2020)	5 (8/6)
FT Made (Career)	5 (2 times)
FT Attempted (2020)	5 (8/6)
FT Attempted (Career)	6 (6/14/17)
3PT FG Made (2020)	N/A
3PT FG Made (Career)	6 (9/29/19)
3PT FG Attempt. (2020)	4 (8/6)
3PT FG Att. (Career)	10 (6/13/18)
Off. Rebounds (2020)	4 (8/4)
Off. Rebounds (Career)	4 (5 times)
Def. Rebounds (2020)	7 (8/6)
Def. Rebounds (Career)	10 (7/14/18)
Total Rebounds (2020)	10 (8/6)
Total Rebounds (Career)	10 (6 times)
Assists (2020)	4 (8/2)
Assists (Career)	9 (9/6/19)
Blocks (2020)	N/A
Blocks (Career)	2 (2 times)
Steals (2020)	N/A
Steals (Career)	6 (8/16/19)
Minutes (2020)	23 (8/2)
Minutes (Career)	41 (9/6/19)
Double-Doubles (2020)	1 (8/6)
Double-Doubles (Career)	6

BOLD = led team

C. WILLIAMS CAREER

Season	Team	G	GS	MIN	FGM-A	3PM-A	FTM-A	OR	DR	TOT	AST	STL	BS	TO	PF	PTS
2016	TOT	25	0	351	68-166	8-27	12-21	28	48	76	30	12	3	21	30	156
2017	CON	34	28	884	185-390	12-37	36-41	45	97	142	71	19	8	48	55	418
2018	CON	30	29	812	171-375	20-53	17-25	46	132	178	90	23	2	54	47	379
2019	CON	34	34	988	187-430	16-35	60-75	48	141	189	129	46	13	56	47	450
2020	ATL	4	0	90	16-49	0-7	7-7	9	17	26	9	0	0	7	6	39
Career		127	91	3125	627-1410	56-159	132-169	176	435	612	329	100	26	186	185	1442



#1 ELIZABETH WILLIAMS C-F • 6-3 • 192 • 5 yrs • Duke

2020 Highlights:

- » Shot a perfect 7-for-7 from the field in the Dream's season opener against Dallas (7/26), tying the franchise record (last by Aneika Henry, at Tulsa, June 29, 2012).
- » Led the team with 16 points against Las Vegas (7/29), knocking down 7 of 14 shots and picking up 3 steals and 4 rebounds.

E. WILLIAMS 2020 GAME-BY-GAME

Date	Opp	GS	MP	FGM-A	3PM-A	FTM-A	OREB	DREB	REB	AST	PF	STL	TO	BS	PTS
7/26	DAL	*	34	7-7	0-0	3-3	2	5	7	1	2	1	0	1	17
7/29	LVA	*	27	7-14	0-0	2-3	3	1	4	1	2	3	0	1	16
7/31	NYL	*	36	3-7	0-0	9-12	6	4	10	2	2	0	0	1	15
8/2	IND	*	33	7-10	0-0	1-1	0	6	6	2	4	0	0	0	15
8/4	PHO	*	26	2-6	0-0	4-4	0	2	2	0	5	0	6	0	8
8/6	SEA	*	33	3-6	0-0	3-3	1	5	6	0	1	2	2	2	9

SEASON/CAREER HIGHS

Points (2020)	17 (7/26)
Points (Career)	22 (8/7/18)
FG Made (2020)	7 (2 times)
FG Made (Career)	11 (8/7/18)
FG Attempted (2020)	7 (3 times)
FG Attempted (Career)	16 (4 times)
FT Made (2020)	9 (7/31)
FT Made (Career)	7 (2 times)
FT Attempted (2020)	12 (7/31)
FT Attempted (Career)	10 (2 times)
3PT FG Made (2020)	N/A
3PT FG Made (Career)	N/A
3PT FG Attempt. (2020)	N/A
3PT FG Att. (Career)	1 (2 times)
Off. Rebounds (2020)	6 (7/31)
Off. Rebounds (Career)	8 (8/8/17)
Def. Rebounds (2020)	6 (8/2)
Def. Rebounds (Career)	13 (8/26/17)
Total Rebounds (2020)	10 (7/31)
Total Rebounds (Career)	16 (9/11/16)
Assists (2020)	2 (2 times)
Assists (Career)	6 (5/23/18)
Blocks (2020)	2 (8/6)
Blocks (Career)	8 (9/5/19)
Steals (2020)	3 (7/29)
Steals (Career)	4 (7/9/17)
Minutes (2020)	36 (7/31)
Minutes (Career)	45 (6/22/16)
Double-Doubles (2020)	1 (7/31)
Double-Doubles (Career)	12

BOLD = led team

E WILLIAMS CAREER

Season	Team	G	GS	MIN	FGM-A	3PM-A	FTM-A	OR	DR	TOT	AST	STL	BS	TO	PF	PTS
2015	CON	21	0	246	28-53	0-0	14-25	22	46	68	8	6	19	11	20	70
2016	ATL	34	34	1179	157-355	0-1	92-133	106	170	276	42	26	79	42	105	406
2017	ATL	34	34	1069	149-307	0-1	54-82	107	139	246	46	36	67	46	81	352
2018	ATL	33	32	885	121-221	0-0	58-103	71	119	190	46	26	59	41	88	300
2019	ATL	32	32	909	107-235	0-0	82-112	99	109	208	37	24	53	41	71	296
2020	ATL	6	6	189	29-50	0-0	22-26	12	23	35	6	6	5	8	16	80
Career		160	138	4477	591-1221	0-2	322-481	417	606	1023	185	124	282	189	381	1504

2020 ATLANTA DREAM SPOTTERS GUIDE

WITH TWITTER HANDLES



0

Glory Johnson

F · 6-3 · 170

@MISSVOL25




1

Elizabeth Williams

C-F · 6-3 · 192

@E_Williams_1



3

Chennedy Carter

G · 5-9 · 143

@ChennedyCarter



5

Jaylyn Agnew

F · 5-11 · 149

@jaylyn_agnew




7

Alexis Jones

G · 5-9 · 167

@Lextoo_shifty



10

Courtney Williams

G · 5-8 · 133


@CourtMWilliams



11

Blake Dietrick

G · 5-10 · 169



20

Brittany Brewer

F · 6-5 · 182

@lilbrewsie



22

Kalani Brown

C · 6-7 · 245

@kalanibrown21



25

Monique Billings

F · 6-4 · 192

@moniquebillings




40

Shekinna Stricklen

F · 6-2 · 230

@strick40



44

Betnijah Laney

G-F · 6-0 · 166

@BetnijahLaney

**Nicki Collen**

Head Coach

@NickiCollen

**Mike Petersen**

Assistant Coach

**Darius Taylor**

Assistant Coach

@DariusTaylor

**Natalie Trotter**

Athletic Trainer

**Kyra Vidas**

Director of Operations