



# ATLANTA DREAM BASKETBALL

## 2020 GAME NOTES



### 2020 REGULAR SEASON SCHEDULE

Date	Opponent	Time/Result	TV
July 26	Dallas	W, 105-95	CBSSN
Wed. July 29	at Las Vegas	L, 70-100	CBSSN
Fri. July 31	New York	7:00 pm	NBATV
Sun. Aug 2	at Indiana	3:30 pm	NBATV
Tue. Aug 4	Phoenix	7:00 pm	ESPN2
Thurs. Aug 6	Seattle	6:00 pm	ESPN2
Sat. Aug 8	at Dallas	12:00 pm	ESPN2
Mon. Aug 10	Connecticut	6:00 pm	FSS
Wed. Aug 12	at Seattle	10:00 pm	TBD
Sun. Aug 14	at Phoenix	10:00 pm	TBD
Sun. Aug 16	Chicago	4:00 pm	TBD
Wed. Aug 19	at Washington	7:00 pm	CBSSN
Fri. Aug 21	Los Angeles	7:00 pm	TBD
Sun. Aug 23	Minnesota	4:00 p.m.	TBD
Wed. Aug 26	Washington	7:00 p.m.	ESPN2
Fri. Aug 28	Minnesota	7:00 p.m.	TBD
Sun. Aug 30	at Los Angeles	8:00 p.m.	SSSE
Tue. Sept 1	Indiana	8:00 p.m.	TBD
Thu. Sept 3	at New York	7:00 p.m.	CBSSN
Sat. Sept 5	Las Vegas	6:00 p.m.	TBD
Wed. Sept 9	at Chicago	8:00 p.m.	CBSSN
Fri. Sept 11	at Connecticut	7:00 p.m.	TBD

All times EST

FSS = FOX Sports South

FSSE = FOX Sports Southeast

CBSSN = CBS Sports Network

TBD = FOX Sports network to be determined

### WNBA Standings (as of July 29)

#1	Seattle Storm	2-0
#2	Washington Mystics	2-0
#3	Chicago Sky	2-0
#4	Las Vegas Aces	1-1
#5	Atlanta Dream	1-1
#6	Dallas Wings	1-1
#7	Los Angeles Sparks	1-1
#8	Minnesota Lynx	1-1
#9	Indiana Fever	1-1
#10	Connecticut Sun	0-2
#11	New York Liberty	0-2
#12	Phoenix Mercury	0-2



### ATLANTA DREAM vs NEW YORK LIBERTY

Friday, July 31 · 7:00 p.m. ET  
IMG Academy · Bradenton, Fla.  
Game 3 · FOX Sports Southeast/NBA TV



### PROBABLE STARTERS

F #25 MONIQUE BILLINGS 6-4 | 192 | UCLA

2020: Led all scorers in opening weekend with 30 points in the Dream's 105-95 win over Dallas ... First Dream player to score 30 points since Tiffany Hayes in August 2019.

F #40 SHEKINNA STRICKLEN 6-2 | 230 | Tennessee

2020: Made her Dream debut against Dallas on July 26, starting and knocking down 16 points with four made three-pointers ... scored in double digits against Las Vegas (7/29) with 10 points.

C #1 ELIZABETH WILLIAMS 6-3 | 192 | Duke

2020: Shot a perfect 7-for-7 from the field in the Dream's season opener against Dallas (7/26), tying the franchise record (last by Aneika Henry, at Tulsa, June 29, 2012) ... led the team with 16 points against Las Vegas (7/29).

G #44 BETNIJAH LANEY 6-0 | 166 | Rutgers

2020: Started and set career high records with 19 points, 6 made field goals and 14 attempted field goals against Dallas (7/24), led the Dream with two steals ... led the team with four assists against Las Vegas (7/29).

G #3 CHENNEDY CARTER 5-9 | 143 | Texas A&M

2020: Started and put up 18 points with 8 assists and 5 defensive boards in her pro debut against Dallas (7/26), leading all rookies in scoring and leading the Dream in assists ... put up 11 points against Las Vegas (7/29).

### 2020 RECORDS

2020	Record	Home	Road	OT
Overall	1-1	1-0	0-1	-
Eastern	1-0	1-0	0-0	-
Western	0-1	0-0	0-1	-

### TRANSACTIONS AND INJURIES

#### RECENT TRANSACTIONS:

Granted Emergency Hardship Waiver, Signed Erica McCall (7/12)  
Waived Erica McCall (7/30)

#### INJURIES:

Kalani Brown - OUT (Illness)

All media on both game days and practice days will be held via Zoom Webinars. More information at [dreamatl.net/32cxe7g](http://dreamatl.net/32cxe7g).

## 2019 ATLANTA DREAM ROSTER

#	Player	Pos	Ht	Wt	DOB	Exp	From	Twitter
5	Jaylyn Agnew	F	5-11	149	July 21, 1997	R	Creighton/USA	@jaylyn_agnew
25	Monique Billings	F	6-4	192	May 2, 1996	2	UCLA/USA	@moniquebillings
20	Brittany Brewer	F	6-5	182	November 6, 1997	R	Texas Tech/USA	@ilbrewsie
22	Kalani Brown	C	6-7	245	March 21, 1997	1	Baylor/USA	@kalanibrown21
3	Chennedy Carter	G	5-9	143	November 14, 1998	R	Texas A&M/USA	@ChennedyCarter
11	Blake Dietrick	G	5-10	169	July 19, 1993	3	Princeton/USA	N/A
0	Glory Johnson	F	6-3	170	July 27, 1990	7	Tennessee/USA	@MISSVOL25
7	Alexis Jones	G	5-9	167	May 8, 1994	3	Baylor/USA	@Lextoo_shifty
44	Betnijah Laney	G	6-0	166	October 29, 1993	4	Rutgers/USA	@BetnijahLaney
40	Shekinna Stricklen	F	6-2	230	July 30, 1990	8	Tennessee/USA	@strick40
10	Courtney Williams	G	5-8	133	May 11, 1994	4	South Florida/USA	@CourtMWilliams
1	Elizabeth Williams	C-F	6-3	192	June 23, 1993	5	Duke/USA	@E_Williams_1

**Head Coach** – Nicki Collen (Third season, Marquette)

**Assistant Coach** – Mike Peterson (Third season, Northwest Christian)

**Assistant Coach** – Darius Taylor (Third season, Michigan)

**Athletic Trainer** – Natalie Trotter (First season, Valdosta State/Troy)

**Strength and Conditioning Coach** – Jamal Baptiste (First season, Lincoln University/Cal U)

**Video Coordinator & Scouting Director** – Sydney Durrah (First season, Maryland)

**Director of Operations** – Kyra Vidas (Second season, Lake Forest College)

## PRONUNCIATION GUIDE

**Kalani** Brown – kuh-LAH-nee

**Chennedy** Carter – KEN-eh-dee

Blake **Dietrick** – dee-TRICK

**Betnijah** Laney – buh-NIGH-jah

**Shekinna** Stricklen – sheh-KEE-nuh

### How The Team Was Built

Through the Draft:	Monique Billings, 15 <sup>th</sup> overall pick, 2018 Chennedy Carter, 4 <sup>th</sup> overall pick, 2020 Brittany Brewer, 17 <sup>th</sup> overall pick, 2020
Via Trade:	Elizabeth Williams from Connecticut, 2015 Kalani Brown from Las Vegas, 2020 Courtney Williams from Connecticut, 2020
Via Free Agency:	Glory Johnson, 2/13/2020 Shekinna Stricklen, 2/16/2020 Alexis Jones, 2/18/2020 Blake Dietrick, 2/24/2020 Jaylyn Agnew, 6/24/2020 Betnijah Laney, 6/24/2020

## QUICK FACTS

## GENERAL

Full Name: ..... Atlanta Dream  
 Location: ..... Atlanta, Ga.  
 Inaugural Season: ..... 2008  
 Colors: ..... Red, Gray, Blue  
 Owners: ..... Mary Brock & Kelly Loeffler  
 ..... Dream Too, LLC  
 President/GM: ..... Chris Sienko  
 Twitter: ..... @csienko11  
 TV: ..... ESPN2/CBS Sports Network/FOX Sports South/Twitter

## COACHING STAFF

Head Coach: ..... Nicki Collen  
 Years with Dream: ..... Third season  
 Twitter: ..... @NickiCollen  
 Career Record: ..... 32-38  
 Record with Dream: ..... 32-38  
 Alma Mater: ..... Marquette  
 Assistant Coach: ..... Darius Taylor (Michigan)  
 Assistant Coach: ..... Mike Petersen (Northwest Christian)  
 Head Athletic Trainer: ..... Natalie Trotter (Valdosta State)  
 Coordinator of Basketball Ops: ..... Kyra Vidas (Lake Forest College)  
 Dir of Scouting & Video Production: ..... Sydney Durrah (Maryland)

## TEAM INFORMATION

2019 Record: ..... 8-26  
 2019 Home Record: ..... 5-12  
 2019 Road Record: ..... 3-14  
 2019 vs Eastern Conference: ..... 3-13

## DREAM HISTORY

First Year: ..... 2008 (13<sup>th</sup> Season)  
 Regular Season Record: ..... 165-207  
 Regular Season Home Record: ..... 95-80  
 Regular Season Road Record: ..... 62-125  
 Playoff Record: ..... 15-19 (9 Appearances)  
 Best Finish: ..... WNBA Finals (2010, 2011, 2013)  
 WNBA Championships: ..... 0  
 Eastern Conference Championships: ..... 3 (2010, 2011, 2013)

A BOLD  
NEW ERA

ATLANTA DREAM REBRAND 2020

Created by local designer David Tann of the Tantrum Agency, the Dream's new brand is bold and engaging, bringing together key elements of the legacy brand and evolving it to reflect the future of the franchise. A fresh new logo and color palette will accompany the Dream in their move to the Gateway Center Arena, along with a new court design and updated uniforms to be revealed in advance of the 2020 season.

Pantone 186  
#e3173ePantone 447  
#363a37

White

Pantone 422  
#929799Pantone 279  
#4891ce

Global Logo



Primary Icon

Shield  
(Secondary)

ATL (Secondary)

The exciting new primary logo is composed of a combination of icons that relate directly to Atlanta and its history. The rising phoenix symbolizes the city's rise from the ashes of the Civil War to become a world city. The shooting star ties the Dream back to its roots and is prominent within the formal logo. Finally, the basketball represents the game we pour everything we have into each day. All of these elements, which come together in a badge, will create a commitment to a winning team in an unparalleled city.

"The Atlanta Dream's new brand reflects our strong heritage as a city and a team, while looking toward the future. Our team worked closely with David Tann to reflect the strength of diversity, talent and athleticism that that all Dream fans and the City of Atlanta can be proud to wear."

- Dream President and General Manager Chris Sienko

## DREAM PUBLIC RELATIONS AND SOCIAL MEDIA

PR Manager ..... Kelsey Bibik  
 Phone: ..... 404-920-2545(O) / 858-361-9855 (C)  
 Email: ..... Kelsey.Bibik@AtlantaDream.net  
 Twitter: ..... @kelseybibik  
 Director of Digital Media & Marketing: ..... Dan Goldberger  
 Phone: ..... 404-920-2544 (O) / 646-872-7568 (C)  
 Email: ..... Dan.Goldberger@AtlantaDream.net  
 Twitter: ..... @DanGoldberger  
  
 Twitter ..... @AtlantaDream  
 Instagram ..... atlantadream  
 Facebook ..... /AtlantaDream  
 PR Twitter ..... @ATLDreamPR

## NOTES AND STORYLINES

**2020 Rookie of the Year Frontrunner vs. Sabrina Ionescu**

New York's Sabrina Ionescu and Atlanta's Chennedy Carter – the No. 1 and No. 4 overall picks in the 2020 WNBA Draft, respectively – will meet for the first time in their professional careers on Friday. The last time these two met was on November 16, 2017 when the Oregon Ducks visited the Texas A&M Aggies in College Station. Carter put up 23 points with 7 rebounds and 7 assists, while Ionescu tallied 16 points, 10 rebounds and 11 assists. The Ducks walked away with the win, 83-28.

**2020 WNBA Season at IMG Academy**

The league's 24<sup>th</sup> season will take place in Bradenton, Florida at IMG Academy, the Official Home of the 2020 WNBA season, and will include a 22-game schedule for each of its 12 teams. The Dream's regular season will run from July 26 to September 11, and will be followed by a standard-format Playoff series.

**Opening Night**

In the Dream's 105-95 season-opening win over Dallas, Atlanta showed off a fast new offensive pace to emerge as the top-scoring team through the first games. Monique Billings led all scorers over the weekend, finishing with 30 points and 13 rebounds for her second career double-double. All five starters for the Dream scored in double digits and combined for 100 points for the first time in franchise history and just the sixth time in WNBA history.

Occurrences of starters combining for 100+ points, WNBA:

7/6/2007	Phoenix Mercury	106
7/7/2007	Connecticut Sun	101
6/13/2009	Phoenix Mercury	103
7/24/2010	Phoenix Mercury	100
7/22/2014	Minnesota Lynx	104
<b>7/26/2020</b>	<b>Atlanta Dream</b>	<b>100</b>

It was the Dream's first 100-point scoring outing since August 9, 2018 (109 vs. Las Vegas).

Only five Dream games in franchise history have resulted in a combined score higher than the season opener's 200 points:

7/22/2014	Minnesota 112, Atlanta 108
7/7/2010	Atlanta 108, Connecticut 103
6/27/2008	Connecticut 109, Atlanta 101
8/7/2018	Atlanta 109, Las Vegas 100
8/11/2011	Phoenix 109, Atlanta 95

**WNBA Messaging Around Actions with the Anthem**

"We are standing united across the league during opening weekend to make a statement about how the anthem does not represent freedom, justice and liberty for all Americans. We will continue to protest in various forms."

**Returning Players**

Dream veteran center Elizabeth Williams and forward Monique Billings are the only returning players on Atlanta's roster this season. They are joined by 11 new players, three of which are rookies. Blake Dietrick played for the Dream in 2018 and returned for training camp in 2019, but was waived by Atlanta and picked up by

Seattle for the 2019 season.

Only one other team\* in WNBA history has returned two or fewer players from the previous season – Phoenix in 2017 (returned Diana Taurasi and Brittney Griner).

\*Not including first-year expansion teams

**Career Milestones**

Elizabeth Williams needs 21 blocks to surpass Erika de Souza (281) as Atlanta's career blocks leader, and only needs one rebound to reach 1,000 in her career. She is also 43 points away from 1,500 career points.

Shekinna Stricklen is 4 steals away from 200 and 9 made free throws away from reaching 250 in her career.

Courtney Williams is one steal away from reaching 100 in her career.

**Hollywood**

Chennedy Carter started off her 2020 Rookie of the Year campaign with a bang last Sunday night, scoring 18 points with 8 assists with only two turnovers. She led all rookies in scoring and ranked second in the league in assists (behind Courtney Vandersloot's 11)

The standout was one of the most dynamic scorers in NCAA D-I during her three-year career at Texas A&M. She scored at least 26 points in all six of her career NCAA Tournament games, leading the Aggies to the NCAA Sweet 16 twice. Among players with at least five NCAA Tournament games played, Carter ranks third in scoring average at 31.0 points per game, trailing only Elena Delle Donne (34.4 PPG at Delaware) and Sheryl Swoopes (31.7 PPG at Texas Tech).

**Courtney Williams and Glory Johnson Join the Dream**

Atlanta newcomers Courtney Williams and Glory Johnson have been taken off the injury list and are set to join the team for Friday's game against New York. Johnson recently announced that she had contracted COVID-19 after coming into the WNBA bubble in Florida, but that she had been asymptomatic and is now healthy.

**Laney Finding Her Place**

After spending the first four years of her career with Indiana and Chicago, guard Betnijah (buh-NIGH-jah) Laney is finding her place with Atlanta. Originally brought in for her defensive mindset, she has proven herself to be a strong offensive player and was a standout for the Dream during training camp. In her first game in red and gray, Laney started and put up a career-high 19 points with 3 assists and grabbed two defensive boards.

**Connecticut South**

Shekinna Stricklen and Courtney Williams, who helped Connecticut reach the WNBA Finals last season, are new to Atlanta but not to Nicki Collen, who spent 2015-17 as an assistant with the Sun. Last year, Stricklen ranked third in the league in made threes (76) and Williams was 20th in scoring (13.2 ppg).



## NOTES AND STORYLINES

**Intersectionality, n.**

The interconnected nature of social categorizations such as race, class, and gender, regarded as creating overlapping and interdependent systems of discrimination or disadvantage; a theoretical approach based on such a premise. [Oxford Dictionary].

Intersectional theory asserts that people are often disadvantaged by multiple sources of oppression: their race, class, gender identity, sexual orientation, religion, and other identity markers. Intersectionality recognizes that identity markers [e.g. "woman" and "black"] do not exist independently of each other, and that each informs the others, often creating a complex convergence of oppression.<sup>1</sup>

**Kimberlé Crenshaw and the Creation of "Intersectionality"**

Twenty-eight years ago, Kimberlé Crenshaw coined the term "intersectionality" in a paper as a way to help explain the oppression of African-American women. Crenshaw's then somewhat academic term is now at the forefront of national conversations about racial justice, identity politics, and policing—and over the years has helped shape legal discussions. A leading thinker and scholar in the field of critical race theory, Crenshaw, a professor at Columbia Law School, directs the Center for Intersectionality and Social Policy Studies and is a co-founder of the African American Policy Forum, a think tank, both based on campus.

"Intersectionality is a lens through which you can see where power comes and collides, where it interlocks and intersects," Crenshaw said. "It's not simply that there's a race problem here, a gender problem here, and a class or LGBTQ problem there. Many times that framework erases what happens to people who are subject to all of these things."<sup>2</sup>

**Elizabeth Williams**

With Dream veteran Tiffany Hayes choosing to forego the 2020 season, Elizabeth Williams becomes the Dream's current active leader in nearly every statistical category with 1,371 points, 927 rebounds, 259 blocks, 134 games played and 4,076 minutes in a Dream uniform.

In her first game of the season, Williams shot a perfect 7-of-7 from the field and 3-of-3 from the charity stripe. She tied the franchise record for most field goals without a miss

Most field goals, none missed, game

**7 – Elizabeth Williams vs. Dallas, July 26, 2020**

Aneika Henry, at Tulsa, June 29, 2012

6 – Erika de Souza, at Indiana, August 10, 2013

5 – Five times (last by Aneika Henry, vs. Connecticut, July 29, 2014)

Most blocked shots, career

281 – Erika de Souza

**260 – Elizabeth Williams**

185 – Angel McCoughtry

121 – Alison Bales

Highest average, blocked shots per game, career  
(minimum 75 games)

**1.93 – Elizabeth Williams (260/135)**

1.45 – Erika de Souza (281/194)

1.42 – Alison Bales (121/85)

0.69 – Aneika Henry (102/70)

0.7 – Angel McCoughtry (185/285)

Highest average, offensive rebounds per game, career

**2.9 – Elizabeth Williams (388/135)**

2.9 – Erika de Souza (572/234)

2.2 – Sancho Lyttle (517/234)

1.6 – Angel McCoughtry (459/285)

**Lady Vols**

Glory Johnson and Shekinna Stricklen will appear on the same roster for the first time in their professional careers this summer. The last time the duo played together was at the University of Tennessee, when they led the Lady Vols to back-to-back Elite Eight appearances and three-straight SEC Tournament Championships under legendary coach Pat Summitt. Stricklen and Johnson were selected second and fourth overall, respectively, in the 2012 WNBA Draft.

**Offseason Moves**

Atlanta had the most active offseason of any team in the league this year, acquiring 10 new players through Free Agency, the Draft and trades prior to coming to Florida. The Dream traded for Courtney Williams from Connecticut and Kalani Brown from Los Angeles, along with a talented crop of Free Agents that included Glory Johnson and Shekinna Stricklen. "Dream fans should be blown away by their team's offseason. Buy stock now," – Matt Ellentuck, SB Nation

**Dream Draft Four in 2020 WNBA Draft**

The Dream drafted four players in the 2020 WNBA Draft, headlined by guard Chennedy Carter out of Texas A&M with the No. 4 overall selection. Collen picked Texas Tech forward Brittany Brewer with the No. 17 overall selection [second round] – Carter and Brewer both signed contracts with the team for the 2020 season.

Collen also selected Oregon State guard Mikayla Pivec and Clemson forward Kobi Thornton with the No. 25 and 27 picks [third round], respectively.

**A Bold New Era**

Atlanta implemented a rebrand prior to the 2020 season, unveiling new logos and colors for the first time since its inaugural season (2008). The Dream also has new uniforms, a new mascot and had been slated for a new home – the Gateway Center Arena @ College Park. The new primary logo reflects a combination of icons related to Atlanta's history. Centered around a basketball, the rising phoenix symbolizes the city's rise from the ashes of the Civil War to become a world city, and a shooting star ties the Dream to its original roots.

**NOTES AND STORYLINES****Are We Done Talking About Breonna Taylor?**

Of course not. On the day of this game, it will have been 140 days since she was murdered in her own apartment. The officers responsible for her death have not been arrested. Moving forward, players will have the option to keep her name on the back of their jerseys. Ten Dream players will still be wearing her name plate for the duration of the season.

**Inspire Brands Teams Up with Dream for 2020 Season**

Inspire Brands became the first-ever official jersey badge partner of the team this season. Beginning with the 2020 season, Inspire's brands will be featured on the upper-left shoulder of all editions of the Dream's jerseys, beginning with the Buffalo Wild Wings logo this year. Inspire is a multi-brand restaurant company whose portfolio includes more than 11,100 Arby's, Buffalo Wild Wings, SONIC Drive-In, Rusty Taco, and Jimmy John's locations worldwide.

<sup>1</sup>YW Boston, "What is intersectionality, and what does it have to do with me?"

<sup>2</sup> Columbia Law School, "Kimberlé Crenshaw on Intersectionality, More than Two Decades Later"

## DREAM-LIBERTY SERIES HISTORY

## SERIES RECORD

Overall.....	NYL leads, 27-17
at Atlanta .....	NYL leads, 13-9
at New York .....	NYL leads, 15-8
Current Streak .....	ATL, W1
at Atlanta .....	NYL, W1
at New York .....	ATL, W2
Largest Atlanta Win .....	26 [5/25/12]
Largest New York Win .....	22 [7/31/11]
Playoffs.....	ATL leads, 2-0
at Atlanta .....	ATL leads, 1-0
at New York .....	ATL leads, 1-0

DATE	H/A	W/L	SCORE
6/11/08	H	L	77-81
7/27/08	H	L	76-86
9/5/08	A	L	71-82
6/21/09	H	L	81-93
7/11/09	A	L	69-71
7/19/09	A	L	86-89
8/1/09	H	W	89-83
5/23/10	A	W	86-77
6/11/10	A	L	79-91
7/25/10	H	W	82-75
8/13/10	H	L	83-90
6/5/11	H	L	88-94 (OT)
6/14/11	A	W	79-58
6/30/11	H	W	87-81
7/13/11	A	L	69-91
8/2/11	H	L	75-85
5/25/12	H	W	100-74
6/5/12	A	L	74-79
6/19/12	H	L	60-73
6/24/12	A	W	74-64
6/7/13	H	W	75-56
6/9/13	A	L	67-76
8/11/13	H	L	82-88
9/6/13	A	W	70-57
6/20/14	H	W	85-64
6/22/14	A	L	78-85
7/16/14	A	L	75-77
8/3/14	H	L	76-83
6/5/15	A	L	73-82
6/21/15	H	L	64-73
7/12/15	H	W	84-76
8/21/15	A	L	78-67
9/1/15	A	L	75-80 (OT)
5/24/16	A	W	85-79 (OT)
6/22/16	H	L	79-90
7/13/16	A	L	62-86
6/7/17	A	L	61-76
7/2/17	H	W	81-72
8/11/17	H	L	77-83
6/19/18	A	L	72-79
7/19/18	H	W	82-68
8/12/18	A	W	86-77
6/30/19	H	L	58-74
8/23/19	A	W	90-87
9/8/19	H	L	63-71

PLAYOFFS			
DATE	H/A	W/L	SCORE
9/5/10	A	W	81-75
9/7/10	H	W	93-50

**WOMEN'S NATIONAL BASKETBALL ASSOCIATION**

**Sunday, September 8, 2019 State Farm Arena, Atlanta, GA**  
**Officials: #55 Eric Brewton, #16 Isaac Barnett, #6 Karleena Tobin**

## VISITOR: New York Liberty (10-24)

[illegible]

## HOME: ATLANTA DREAM (8-26)

	POS	MIN	FG	FGA	3P	3PA	FT	FTA	OR	DR	TOT	A	PF	ST	TO	BS	+/-	PTS
7 Brittney Sykes	F	29:28	6	13	0	3	0	1	1	6	7	1	2	0	0	0	-11	12
51 Jessica Breland	F	25:12	4	7	0	0	2	2	1	11	12	4	2	3	3	1	-2	10
1 Elizabeth Williams	C	28:54	3	6	0	0	1	2	4	7	11	3	1	0	0	0	1	7
35 Angel McCoughtry	G	00:03	0	0	0	0	0	0	0	0	0	0	0	0	0	0	0	0
21 Renee Montgomery	G	29:50	2	7	2	6	1	2	1	2	3	1	2	0	2	0	-13	7
20 Alex Bentley		25:45	6	17	2	8	3	4	0	2	2	2	1	0	2	0	-5	17
25 Monique Billings		12:52	1	4	0	0	2	2	0	4	4	1	2	2	2	1	-7	4
24 Marie Glich		13:02	1	5	0	2	0	0	0	1	1	0	1	0	3	1	-8	2
5 Maite Cazorla		24:22	1	7	0	3	0	0	0	1	1	3	0	2	0	0	2	2
10 Nia Coffey		10:32	0	1	0	1	2	2	0	2	2	1	3	1	1	1	3	2
81 Alaina Coates	DNP - Coach's decision																	
15 Tiffany Hayes	DND - Injury/Illness - Knee																	
		200:00	24	67	4	23	11	15	7	36	43	16	14	8	13	4	-8	63
			35.8%		17.4%		73.3%		TM	REB: 2							TOT TO: 14 (10 PTS)	

SCORE BY PERIOD	1	2	3	4	FINAL
Liberty	21	23	18	9	71
DREAM	17	21	11	14	63

2nd Chance Points: Liberty 9 (4/9), DREAM 7 (3/7)  
Fast Break Points: Liberty 7 (3/9), DREAM 6 (1/4)

**WOMEN'S NATIONAL BASKETBALL ASSOCIATION**

**Friday, August 23, 2019 Westchester County Center, White Plains, NY**  
**Officials: #19 Tiara Cruse, #16 Isaac Barnett, #86 Angelica Suffren**

**VISITOR: Atlanta Dream (6-22)**[illegible]

**HOME: NEW YORK LIBERTY (9-19)**

	POS	MIN	FG	FGA	3P	3PA	FT	FTA	OR	DR	TOT	A	PF	ST	TO	BS	+/-	PTS
14 Bri'a Hartley	F	26:43	7	15	3	6	0	0	2	2	5	4	0	6	0		-4	17
31 Tina Charles	F	25:54	5	17	0	2	5	6	4	4	8	5	3	1	1	1	-16	15
17 Amanda Zahui B	C	21:51	4	6	0	1	2	2	3	4	7	2	4	1	1	1	-6	10
5 Kia Nurse	G	20:11	3	6	1	4	0	0	0	1	1	2	1	0	0		-15	7
30 Tanisha Wright	G	19:22	0	1	0	0	2	2	0	2	2	6	0	1	1	1	1	2
23 Marine Johannes		17:18	1	2	1	2	1	2	0	0	2	3	0	1	0		-9	4
4 Nayo Raincock-Ekunwe		13:32	1	2	0	0	3	5	1	3	4	1	3	0	0		12	5
9 Rebecca Allen		19:49	4	10	2	3	1	1	0	3	3	0	2	0	0	1	12	11
12 Reshanda Gray		18:43	3	7	0	0	2	7	2	6	8	0	3	0	2	0	4	8
15 Brittany Boyd		16:37	4	9	0	0	0	0	0	3	3	5	4	2	0	0	6	8
25 Asia Durr	DND - Injury/Illness - Groin Strain																	
21 Han Xu	DNP - Coach's decision																	
		200:00	32	75	7	18	16	25	10	28	38	28	27	5	12	4	-3	87
			42.7%			38.9%		64%		TM	REB: 17				TOT TO: 12 (17 PTS)			

SCORE BY PERIOD	1	2	3	4	FINAL
Dream	27	19	28	16	90
LIBERTY	29	22	17	19	87

Inactive: Dream -  
Inactive: Liberty -  
Points in the Paint: Dream 24 (12/26), LIBERTY 38 (19/40) Biggest Lead: Dream 11, LIBERTY 14  
2nd Chance Points: Dream 19 (4/8), LIBERTY 10 (2/11) Lead Changes: 6  
Fast Break Points: Dream 4 (2/4), LIBERTY 2 (1/4) Times Tied: 9

Technical fouls - Individual  
Dream (1): Hayes 5:16 2nd  
LIBERTY (0): NONE

OFFICIAL SCORER'S REPORT  
FINAL BOX

Game Duration: 1:38  
Attendance: 5495

OFFICIAL SCORER'S REPORT  
FINAL BOX

Game Duration: 2:08  
Attendance: 1831

## RECENT MEETINGS WITH LIBERTY

## JUNE 30, 2019

ATLANTA (AP) Tina Charles had 17 of her 24 points in the first half and the New York Liberty beat the Atlanta Dream 74-58 on Sunday.

The Liberty (5-7) pulled away with 10 straight points to start the second quarter and led 39-28 at halftime.

Renee Montgomery made a pair of 3-pointers to help Atlanta cut the deficit to 56-48 at the end of the third quarter, but the Dream (2-8) would get no closer in the fourth.

Brittany Boyd scored 15 points and No. 2 overall pick Asia Durr added 11 points for New York in her return to her hometown. Reshanda Gray had eight points and 15 rebounds.

New York has gone 5-3 after opening the season with four straight losses.

Brittney Sykes was 4 of 5 from 3-point range and tied a season high with 18 points for the Dream. Renee Montgomery added 11 points and Elizabeth Williams scored 10.

## AUGUST 23, 2019

WHITE PLAINS, N.Y. (AP) Tiffany Hayes scored 19 points to lead five Atlanta starters in double figures, and the Dream beat the New York Liberty 90-87 on Friday night to snap a 12-game losing streak.

Renee Montgomery made a contested layup in the lane with 15.8 seconds left to give Atlanta an 88-87 lead. After Rebecca Allen's free-throw line jumper rolled out, Hayes made two free throws and Allen was long on a corner 3-pointer at the buzzer.

Atlanta (6-22) won its first game since topping Minnesota on July 12, snapping the team's longest slide since starting 0-17 in 2008.

Montgomery finished with 18 points, Brittney Sykes had 17, and Jessica Breland and Monique Billings each scored 11 for Atlanta. Breland also grabbed 12 rebounds for her 20th career double-double.

Atlanta used a 27-11 spurt through the first nine minutes of the third quarter to take a 73-62 lead.

Bria Hartley led New York (9-19) with 17 points, and Tina Charles had 15 points, eight rebounds and five assists.

## SEPTEMBER 8, 2019

ATLANTA (AP) Tina Charles scored 14 points, Amanda Zahui B added a double-double and the New York Liberty topped the Atlanta Dream 71-63 in a battle between the bottom two teams on Sunday, the last day of the WNBA season.

The Liberty (10-24) had an 18-11 advantage in the third quarter to stretch a 44-38 halftime lead to 63-49 and was never seriously challenged by the Dream (8-26).

Zahui B had 13 points and 11 rebounds. Charles had eight rebounds and closed the season with 156 career double-doubles, one behind Lisa Leslie, who is second on the WNBA all-time list.

Brittney Sykes had 12 points for the Dream and Jessica Breland had 10 points and 12 rebounds.

Atlanta gave a ceremonial start to injured forward Angel McCoughtry, who has been sidelined for the season while recovering from a knee injury she suffered last year. They took her out right after the tip.

A loss in their last game assured the Liberty of having the best odds in the WNBA draft lottery and then they get to end their season with a win to avoid finishing last. The lottery is weighted on a rolling two-year record.

With 16 assists, New York broke its franchise record with 663, one more than last season.

## ATLANTA DREAM STATS

## 2020 Records In...

1-point games .....	0-0
2-3 point games .....	0-0
4-5 point games .....	0-0
6-7 point games .....	0-0
8-9 point games .....	0-0
10+ point games .....	1-1

## Starting Lineup Records

Carter, Laney, Williams, Stricklen, Billings .....	1-1
--	-----

## Record When Starting...

Player	W-L	Pct.
Monique Billings .....	1-1	.500
Chennedy Carter .....	1-1	.500
Betnijah Laney .....	1-1	.500
Shekinna Stricklen .....	1-1	.500
Elizabeth Williams .....	1-1	.500

## 2020 Double Digit Games

Player	Pts.	Reb.	Ast.	Dble-Dbls
Monique Billings	1	1	-	1
Chennedy Carter	2	-	-	-
Blake Dietrick	1	-	-	-
Betnijah Laney	1	-	-	-
Shekinna Stricklen	2	-	-	-
Elizabeth Williams	2	-	-	-

## 2020 Game Leaders

Led Atlanta In...	Pts.	Reb.	Ast.	Stl.	Blk.
Monique Billings	1	2	-	-	1
Brittany Brewer	-	-	-	-	1
Chennedy Carter	-	-	1	-	-
Blake Dietrick	-	-	1	-	-
Betnijah Laney	-	-	1	1	-
Elizabeth Williams	1	-	-	3	-

## 2020 Records When...

Leading after the 1st Half .....	1-0
Tied after the 1st Half .....	0-0
Trailing after the 1st Half .....	0-1

Overtime .....	0-0
Double Overtime .....	0-0

Outrebounding opponent .....	1-0
Tied in rebounding .....	0-0
Being outrebounded .....	0-1

Shooting at least 50% .....	1-0
Shooting between 40-50% .....	0-1
Shooting under 40% .....	0-0

Opponent shoots at least 50% .....	0-1
Opponent shoots between 40-50% .....	1-0
Opponent shoots under 40% .....	0-0

Scoring 50-59 points .....	0-0
Scoring 60-69 points .....	0-0
Scoring 70-79 points .....	0-1
Scoring 80-89 points .....	0-0
Scoring 90-99 points .....	0-0
Scoring 100 points or more .....	1-0

Allowing 50-59 points .....	0-0
Allowing 60-69 points .....	0-0
Allowing 70-79 points .....	0-0
Allowing 80-89 points .....	0-0
Allowing 90-99 points .....	1-0
Allowing 100 points or more .....	0-1

Making more FTs .....	1-0
Same number of FTs .....	0-0
Making fewer FTs .....	0-1

Making more 3Ps .....	0-0
Same number of 3Ps .....	0-0
Making fewer 3Ps .....	1-1

Committing more TOs .....	1-0
Same number of TOs .....	0-0
Committing fewer TOs .....	0-1

## 2020 ATLANTA DREAM OVERALL STATISTICS

Player	G	GS	MPG	PPG	OREB	DREB	RPG	APG	SPG	BPG	FG%	3P%	FT%	TO	PF
Monique Billings	2	2	28.5	17.5	2.5	7.5	10.0	1.0	1.5	1.0	63.2	0.0	73.3	2.5	3.0
Elizabeth Williams	2	2	30.5	16.5	2.5	3.0	5.5	1.0	2.0	1.0	66.7	0.0	83.3	0.0	2.0
Chennedy Carter	2	2	27.0	14.5	0.0	4.5	4.5	5.5	1.0	0.5	29.6	14.3	80.0	2.5	4.0
Betnijah Laney	2	2	32.0	13.5	0.5	2.5	3.0	3.5	1.5	0.0	43.5	33.3	83.3	4.0	3.5
Shekinna Stricklen	2	2	21.0	13.0	0.0	1.0	1.0	0.0	0.0	0.0	66.7	60.0	100	0.5	3.0
Blake Dietrick	2	0	27.0	9.0	0.0	3.0	3.0	4.5	1.0	0.0	50.0	22.2	0.0	3.0	3.5
Brittany Brewer	1	0	17.0	2.0	0.0	1.0	1.0	0.0	2.0	4.0	100	0.0	0.0	2.0	3.0
Alexis Jones	2	0	11.5	1.5	0.0	0.0	0.0	0.0	1.0	0.0	12.5	12.5	0.0	1.5	0.5
Jaylyn Agnew	2	0	11.5	1.0	0.0	1.0	1.0	0.0	0.0	0.0	0.0	0.0	100	1.0	1.0
Glory Johnson	0	0	0.0	0.0	0.0	0.0	0.0	0.0	0.0	0.0	0.0	0.0	0.0	0.0	0.0
Courtney Williams	0	0	0.0	0.0	0.0	0.0	0.0	0.0	0.0	0.0	0.0	0.0	0.0	0.0	0.0
Kalani Brown	0	0	0.0	0.0	0.0	0.0	0.0	0.0	0.0	0.0	0.0	0.0	0.0	0.0	0.0

## DREAM SCORING

Dream Scoring	High	Low
1st Quarter	27 (vs. Dallas - 7/26)	21 (at Las Vegas - 7/29)
2nd Quarter	26 (vs. Dallas - 7/26)	14 (at Las Vegas - 7/29)
3rd Quarter	21 (vs. Dallas - 7/26)	19 (at Las Vegas - 7/29)
4th Quarter	31 (vs. Dallas - 7/26)	16 (at Las Vegas - 7/29)
1st Half	53 (vs. Dallas - 7/26)	35 (at Las Vegas - 7/29)
2nd Half	52 (vs. Dallas - 7/26)	35 (at Las Vegas - 7/29)
1OT		
2OT		

## OPPONENT SCORING

Opponent Scoring	High	Low
1st Quarter	28 (vs. Dallas - 7/26)	23 (at Las Vegas - 7/29)
2nd Quarter	24 (at Las Vegas - 7/29)	21 (vs. Dallas - 7/26)
3rd Quarter	30 (at Las Vegas - 7/29)	19 (vs. Dallas - 7/26)
4th Quarter	23 (at Las Vegas - 7/29)	27 (vs. Dallas - 7/26)
1st Half	49 (vs. Dallas - 7/26)	47 (at Las Vegas - 7/29)
2nd Half	53 (at Las Vegas - 7/29)	46 (vs. Dallas - 7/26)
1OT		
2OT		

## 2020 TEAM HIGHS AND LOWS

## Dream Highs

Points	105	vs. Dallas - 7/26
Scoring Margin	+10	vs. Dallas - 7/26
Field Goals Made	34	vs. Dallas - 7/26
Field Goals Att.	70	at Las Vegas - 7/29
Field Goal Pct.	54.8	vs. Dallas - 7/26
3-Point FGs Made	7	vs. Dallas - 7/26
3-Point FGs Att.	28	at Las Vegas - 7/29
3-Point FG Pct.	41.2	vs. Dallas - 7/26
Free Throws Made	30	vs. Dallas - 7/26
Free Throws Att.	34	vs. Dallas - 7/26
Free Throw Pct.	88.2	vs. Dallas - 7/26
Offensive Rebounds	7	at Las Vegas - 7/29
Defensive Rebounds	30	vs. Dallas - 7/26
Total Rebounds	34	vs. Dallas - 7/26
Assists	19	vs. Dallas - 7/26
Steals	12	at Las Vegas - 7/29
Turnovers	17	vs. Dallas - 7/26
Blocked Shots	5	at Las Vegas - 7/29
Personal Fouls	24	at Las Vegas - 7/29

## Dream Lows

Points	70	at Las Vegas - 7/29
Scoring Margin	-30	at Las Vegas - 7/29
Field Goals Made	28	at Las Vegas - 7/29
Field Goals Att.	62	vs. Dallas - 7/26
Field Goal Pct.	40.0	at Las Vegas - 7/29
3-Point FGs Made	5	at Las Vegas - 7/29
3-Point FGs Att.	17	vs. Dallas - 7/26
3-Point FG Pct.	17.9	at Las Vegas - 7/29
Free Throws Made	9	at Las Vegas - 7/29
Free Throws Att.	14	at Las Vegas - 7/29
Free Throw Pct.	64.3	at Las Vegas - 7/29
Offensive Rebounds	4	vs. Dallas - 7/26
Defensive Rebounds	18	at Las Vegas - 7/29
Total Rebounds	25	at Las Vegas - 7/29
Assists	12	at Las Vegas - 7/29
Steals	7	vs. Dallas - 7/26
Turnovers	16	at Las Vegas - 7/29
Blocked Shots	4	vs. Dallas - 7/26
Personal Fouls	21	vs. Dallas - 7/26

## 2020 OPPONENT HIGHS AND LOWS

## Opponent Highs

Points	100	at Las Vegas - 7/29
Scoring Margin	+30	at Las Vegas - 7/29
Field Goals Made	38	at Las Vegas - 7/29
Field Goals Att.	78	vs. Dallas - 7/26
Field Goal Pct.	53.5	at Las Vegas - 7/29
3-Point FGs Made	13	vs. Dallas - 7/26
3-Point FGs Att.	28	vs. Dallas - 7/26
3-Point FG Pct.	66.7	at Las Vegas - 7/29
Free Throws Made	18	at Las Vegas - 7/29
Free Throws Att.	26	at Las Vegas - 7/29
Free Throw Pct.	70.0	vs. Dallas - 7/26
Offensive Rebounds	14	at Las Vegas - 7/29
Defensive Rebounds	33	at Las Vegas - 7/29
Total Rebounds	47	at Las Vegas - 7/29
Assists	17	vs. Dallas - 7/26
Steals	11	2 times
Turnovers	19	at Las Vegas - 7/29
Blocked Shots	1	2 times
Personal Fouls	27	vs. Dallas - 7/26

## Opponent Lows

Points	95	vs. Dallas - 7/26
Scoring Margin	-10	vs. Dallas - 7/26
Field Goals Made	34	vs. Dallas - 7/26
Field Goals Att.	71	at Las Vegas - 7/29
Field Goal Pct.	43.6	vs. Dallas - 7/26
3-Point FGs Made	6	at Las Vegas - 7/29
3-Point FGs Att.	9	at Las Vegas - 7/29
3-Point FG Pct.	46.4	vs. Dallas - 7/26
Free Throws Made	14	vs. Dallas - 7/26
Free Throws Att.	20	vs. Dallas - 7/26
Free Throw Pct.	69.2	at Las Vegas - 7/29
Offensive Rebounds	8	vs. Dallas - 7/26
Defensive Rebounds	21	vs. Dallas - 7/26
Total Rebounds	29	vs. Dallas - 7/26
Assists	16	at Las Vegas - 7/29
Steals	11	2 times
Turnovers	13	vs. Dallas - 7/26
Blocked Shots	1	2 times
Personal Fouls	14	at Las Vegas - 7/29



2020 GAME-BY-GAME COMPARISON

	TEAM	FG	FGA	FG%	3P	3PA	3P%	FT	FTA	FT%	OR	DR	TOT	A	PF	ST	TO	BS	PT
7/26	WINGS	34	78	43.6	13	28	46.4	14	20	70.0	8	21	29	17	27	11	13	1	95
	DREAM	34	62	54.8	7	17	41.2	30	34	88.2	4	30	34	19	21	7	17	4	105
7/29	DREAM	28	70	40.0	5	28	17.9	9	14	64.3	7	18	25	12	16	12	5	24	70
	ACES	38	71	53.5	6	9	66.7	18	26	69.2	14	33	47	16	19	11	1	14	100
7/31	LIBERTY																		
	DREAM																		

## 2020 GAME-BY-GAME COMPARISON

Dream Highs			Opponent Highs		
<b>Points</b>			<b>Points</b>		
Monique Billings	vs. Dallas, 7/26	30	A'ja Wilson	at Las Vegas, 7/29	21
<b>Minutes</b>			<b>Minutes</b>		
Elizabeth Williams	vs. Dallas, 7/26	34	Arike Ogunbowale	vs. Dallas, 7/26	32
<b>Field Goals Made</b>			<b>Field Goals Made</b>		
Monique Billings	vs. Dallas, 7/26	10	Isabelle Harrison	vs. Dallas, 7/26	8
<b>Field Goals Attempted</b>			A'ja Wilson	at Las Vegas, 7/29	8
Monique Billings	vs. Dallas, 7/26	14	Dearica Hamby	at Las Vegas, 7/29	8
Elizabeth Williams	at Las Vegas, 7/29	14	<b>Field Goals Attempted</b>		
<b>3-Point Field Goals Made</b>			Arike Ogunbowale	vs. Dallas, 7/26	21
Shekinna Stricklen	vs. Dallas, 7/26	4	<b>3-Point Field Goals Made</b>		
<b>3-Point Field Goals Attempted</b>			Arike Ogunbowale	vs. Dallas, 7/26	3
Blake Dietrick	at Las Vegas, 7/29	8	Allisha Gray	vs. Dallas, 7/26	3
<b>Free Throws Made</b>			Tyasha Harris	vs. Dallas, 7/26	3
Monique Billings	vs. Dallas, 7/26	10	<b>3-Point Field Goals Attempted</b>		
<b>Free Throws Attempted</b>			Arike Ogunbowale	vs. Dallas, 7/26	8
Monique Billings	vs. Dallas, 7/26	12	<b>Free Throws Made</b>		
<b>Rebounds</b>			Allisha Gray	vs. Dallas, 7/26	6
Monique Billings	vs. Dallas, 7/26	13	<b>Free Throws Attempted</b>		
<b>Assists</b>			A'ja Wilson	at Las Vegas, 7/29	8
Chennedy Carter	vs. Dallas, 7/26	8	<b>Rebounds</b>		
<b>Steals</b>			Isabelle Harrison	vs. Dallas, 7/26	11
Elizabeth Williams	at Las Vegas, 7/29	3	A'ja Wilson	at Las Vegas, 7/29	11
<b>Turnovers</b>			<b>Assists</b>		
Betnijah Laney	vs. Dallas, 7/26	6	Satou Sabally	vs. Dallas, 7/26	4
<b>Blocked Shots</b>			Tyasha Harris	vs. Dallas, 7/26	4
Brittany Brewer	at Las Vegas, 7/29	4	<b>Steals</b>		
			Allisha Gray	vs. Dallas, 7/26	3
			<b>Turnovers</b>		
			Satou Sabally	vs. Dallas, 7/26	4
			Jackie Young	at Las Vegas, 7/29	4
			Dearica Hamby	at Las Vegas, 7/29	4
			<b>Blocked Shots</b>		
			Astou Ndour	vs. Dallas, 7/26	1
			Angel McCoughtry	at Las Vegas, 7/29	1

Team	Home	Away	OVR (PCT.)	Team	Home	Away	OVR (PCT.)
Dallas (1-0)	1-0	0-0	1-0 (1.000)				
Las Vegas (0-1)	0-0	0-1	0-1 (.000)				

[illegible]

Day	Home	Away	OVR (PCT.)	Month	Home	Away	OVR (PCT.)
Sunday	1-0	0-0	1-0 (1.000)	July	1-0	0-1	1-1 (.500)
Wednesday	0-0	0-1	0-1 (.000)				

		Dream Bench Pts	Dream Largest Deficit	Dream Pts the Paint	Dream 2nd Chance Pts	Dream Fast Break Pts	Dream Pts off TO's	Opp Bench Pts	Opp Largest Deficit	Opp Pts in the Paint	Opp 2nd Chance Pts	Opp Fast Break Pts	Opp Pts off TO's
7/26	vs. Dallas	5	7	44	14	6	19	35	12	34	12	4	27
7/29	at Las Vegas	20	32	36	8	2	22	37	0	44	17	6	18



## #5 JAYLYN AGNEW F • 5-11 • 152 • R • Creighton

### 2020 Highlights:

- » Scored her first WNBA points against Las Vegas (7/29), knocking down two free throws.

### AGNEW 2020 GAME-BY-GAME

Date	Opp	GS	MP	FGM-A	3PM-A	FTM-A	OREB	DREB	REB	AST	PF	STL	TO	BS	PTS
7/26	DAL		10	0-0	0-0	0-0	0	0	0	0	1	0	2	0	0
7/29	LVA		13	0-5	0-5	2-2	0	2	2	0	1	0	0	0	2

### SEASON/CAREER HIGHS

Points (2020)	2 (7/29)
Points (Career)	2 (7/29/20)
FG Made (2020)	NONE
FG Made (Career)	NONE
FG Attempted (2020)	5 (7/29)
FG Attempted (Career)	5 (7/29/20)
FT Made (2020)	2 (7/29)
FT Made (Career)	2 (7/29/20)
FT Attempted (2020)	2 (7/29)
FT Attempted (Career)	2 (7/29/20)
3PT FG Made (2020)	NONE
3PT FG Made (Career)	NONE
3PT FG Attempt. (2020)	5 (7/29)
3PT FG Att. (Career)	5 (7/29/20)
Off. Rebounds (2020)	NONE
Off. Rebounds (Career)	NONE
Def. Rebounds (2020)	2 (7/29)
Def. Rebounds (Career)	2 (7/29/20)
Total Rebounds (2020)	2 (7/29)
Total Rebounds (Career)	2 (7/29/20)
Assists (2020)	NONE
Assists (Career)	NONE
Blocks (2020)	NONE
Blocks (Career)	NONE
Steals (2020)	NONE
Steals (Career)	NONE
Minutes (2020)	13 (7/29)
Minutes (Career)	13 (7/29/20)
Double-Doubles (2020)	NONE
Double-Doubles (Career)	NONE

### AGNEW CAREER

Season	Team	G	GS	MIN	FGM-A	3PM-A	FTM-A	OR	DR	TOT	AST	STL	BS	TO	PF	PTS
2020	ATL	2	0	23	0-5	0-5	2-2	0	2	2	0	0	0	2	2	2
Career		2	0	23	0-5	0-5	2-2	0	2	2	0	0	0	2	2	2



## #25 MONIQUE BILLINGS F • 6-4 • 192 • 2 yrs • UCLA

### 2020 Highlights with Atlanta:

» Started off the 2020 season with a career night against Dallas (7/26), leading the team with 30 points and 13 rebounds for her second career double-double. Her 30 points led all scorers in the league opening weekend. The last Dream player to register at least 30 points was Tiffany Hayes on August 10, 2019 at Indiana.

### BILLINGS 2020 GAME-BY-GAME

Date	Opp	GS	MP	FGM-A	3PM-A	FTM-A	OREB	DREB	REB	AST	PF	STL	TO	BS	PTS
7/26	DAL	*	32	<b>10-14</b>	0-0	<b>10-12</b>	<b>2</b>	<b>11</b>	<b>13</b>	2	3	1	3	<b>2</b>	<b>30</b>
7/29	LVA		25	2-5	0-0	1-3	3	<b>4</b>	<b>7</b>	0	2	0	2	3	5

### SEASON/CAREER HIGHS

Points (2020)	30 (7/26)
Points (Career)	30 (7/26/20)
FG Made (2020)	10 (7/26)
FG Made (Career)	10 (7/26/20)
FG Attempted (2020)	14 (7/26)
FG Attempted (Career)	14 (2 times)
FT Made (2020)	10 (7/26)
FT Made (Career)	10 (7/26/20)
FT Attempted (2020)	12 (7/26)
FT Attempted (Career)	12 (7/26/20)
3PT FG Made (2020)	NONE
3PT FG Made (Career)	NONE
3PT FG Attempt. (2020)	NONE
3PT FG Att. (Career)	NONE
Off. Rebounds (2020)	3 (7/29)
Off. Rebounds (Career)	9 (7/14/19)
Def. Rebounds (2020)	11 (7/26)
Def. Rebounds (Career)	12 (9/5/19)
Total Rebounds (2020)	13 (7/26)
Total Rebounds (Career)	16 (7/14/19)
Assists (2020)	2 (7/26)
Assists (Career)	2 (6 times)
Blocks (2020)	3 (7/29)
Blocks (Career)	3 (2 times)
Steals (2020)	1 (7/26)
Steals (Career)	2 (6 times)
Minutes (2020)	32 (7/26)
Minutes (Career)	32 (7/26/20)
Double-Doubles (2020)	1 (7/26)
Double-Doubles (Career)	2

**BOLD** = led team

### BILLINGS CAREER

Season	Team	G	GS	MIN	FGM-A	3PM-A	FTM-A	OR	DR	TOT	AST	STL	BS	TO	PF	PTS
2018	ATL	32	0	353	41-93	0-0	24-32	37	51	88	12	14	1	14	37	106
2019	ATL	29	2	553	56-144	1-1	47-60	61	140	201	16	17	12	46	66	160
2020	ATL	2	2	57	12-19	0-0	11-15	5	15	20	2	3	2	5	6	<b>35</b>
Career		63	4	963	109-256	1-1	82-107	103	206	309	30	34	15	64	109	301



## #20 BRITTANY BREWER F · 6-5 · 182 · R · Texas Tech

### 2020 Highlights:

- » Checked in to her first pro game and blocked a team-high 4 shots in 17 minutes.

### BREWER 2020 GAME-BY-GAME

Date	Opp	GS	MP	FGM-A	3PM-A	FTM-A	OREB	DREB	REB	AST	PF	STL	TO	BS	PTS
7/26	DAL														
7/29	LVA		17	1-1	0-0	0-0	0	1	1	0	3	2	2	<b>4</b>	2

DID NOT PLAY


### SEASON/CAREER HIGHS

Points [2020]	2 [7/29]
Points [Career]	2 [7/29/20]
FG Made [2020]	1 [7/29]
FG Made [Career]	1 [7/29/20]
FG Attempted [2020]	1 [7/29]
FG Attempted [Career]	1 [7/29/20]
FT Made [2020]	N/A
FT Made [Career]	N/A
FT Attempted [2020]	N/A
FT Attempted [Career]	N/A
3PT FG Made [2020]	N/A
3PT FG Made [Career]	N/A
3PT FG Attempt. [2020]	N/A
3PT FG Att. [Career]	N/A
Off. Rebounds [2020]	N/A
Off. Rebounds [Career]	N/A
Def. Rebounds [2020]	1 [7/29]
Def. Rebounds [Career]	1 [7/29/20]
Total Rebounds [2020]	1 [7/29]
Total Rebounds [Career]	1 [7/29/20]
Assists [2020]	N/A
Assists [Career]	N/A
Blocks [2020]	4 [7/29]
Blocks [Career]	4 [7/29/20]
Steals [2020]	2 [7/29]
Steals [Career]	2 [7/29/20]
Minutes [2020]	17 [7/29]
Minutes [Career]	17 [7/29/20]
Double-Doubles [2020]	NONE
Double-Doubles [Career]	NONE

**BOLD** = led team

### BREWER CAREER

Season	Team	G	GS	MIN	FGM-A	3PM-A	FTM-A	OR	DR	TOT	AST	STL	BS	TO	PF	PTS
2020	ATL	1	0	17	1-1	0-0	0-0	0	1	1	0	2	4	2	3	2
Career		1	0	17	1-1	0-0	0-0	0	1	1	0	2	4	2	3	2



## #22 HALANI BROWN C · 6-7 · 245 · 1 yr · Baylor

**Kalani** Brown – kuh-LAH-nee

2019 Highlights with Los Angeles:

- » Appeared in 28 games and contributed 144 total points
- » Averaged 5.1 points, 3.5 rebounds, 0.6 assists in 13.5 minutes per game
- » Shot 47.8% from the field
- » Scored 12 points against Las Vegas (June 27) and Atlanta (July 14)
- » Grabbed eight rebounds against Atlanta on July 14

### BROWN 2020 GAME-BY-GAME

Date	Opp	GS	MP	FGM-A	3PM-A	FTM-A	OREB	DREB	REB	AST	PF	STL	TO	BS	PTS
7/26	DAL														
7/29	LVA														

DID NOT PLAY

DID NOT PLAY

### SEASON/CAREER HIGHS

Points (2020)	
Points (Career)	12 (2 times)
FG Made (2020)	
FG Made (Career)	6 (7/14/19)
FG Attempted (2020)	
FG Attempted (Career)	10 (2 times)
FT Made (2020)	
FT Made (Career)	4 (2 times)
FT Attempted (2020)	
FT Attempted (Career)	6 (8/22/19)
3PT FG Made (2020)	
3PT FG Made (Career)	N/A
3PT FG Attempt. (2020)	
3PT FG Att. (Career)	1 (9/8/19)
Off. Rebounds (2020)	
Off. Rebounds (Career)	3 (4 times)
Def. Rebounds (2020)	
Def. Rebounds (Career)	6 (7/14/19)
Total Rebounds (2020)	
Total Rebounds (Career)	8 (7/14/19)
Assists (2020)	
Assists (Career)	2 (2 times)
Blocks (2020)	
Blocks (Career)	3 (6/30/19)
Steals (2020)	
Steals (Career)	2 (9/8/19)
Minutes (2020)	
Minutes (Career)	23 (6/27/19)
Double-Doubles (2020)	
Double-Doubles (Career)	NONE

### BROWN CAREER

Season	Team	G	GS	MIN	FGM-A	3PM-A	FTM-A	OR	DR	TOT	AST	STL	BS	TO	PF	PTS
2019	LAS	28	0	377	54 - 113	0 - 1	36 - 46	34	64	98	17	9	22	29	47	144
Career		28	0	377	54 - 113	0 - 1	36 - 46	34	64	98	17	9	22	29	47	144





## #3 CHENNEDY CARTER

G · 5-9 · 143 · R · Texas A&amp;M

Chennedy Carter - Kennedy

### 2020 Highlights:

- » Started and put up 18 points with 8 assists and 5 defensive boards in her pro debut against Dallas [7/26].
- » Saw her second double-figure outing with 11 points against Las Vegas [7/29].

### CARTER 2020 GAME-BY-GAME

Date	Opp	GS	MP	FGM-A	3PM-A	FTM-A	OREB	DREB	REB	AST	PF	STL	TO	BS	PTS
7/26	DAL	*	30	<b>5-16</b>	0-4	8-9	0	5	5	<b>8</b>	5	1	2	1	18
7/29	LVA	*	24	3-11	1-3	<b>4-6</b>	0	<b>4</b>	4	3	1	0	3	3	11

### SEASON/CAREER HIGHS

Points [2020]	18 [7/26]
Points [Career]	18 [7/26/20]
FG Made [2020]	5 [7/26]
FG Made [Career]	5 [7/26/20]
FG Attempted [2020]	16 [7/26]
FG Attempted [Career]	16 [7/26/20]
FT Made [2020]	8 [7/26]
FT Made [Career]	8 [7/26/20]
FT Attempted [2020]	9 [7/26]
FT Attempted [Career]	9 [7/26/20]
3PT FG Made [2020]	N/A
3PT FG Made [Career]	N/A
3PT FG Attempt. [2020]	4 [7/26]
3PT FG Att. [Career]	4 [7/26/20]
Off. Rebounds [2020]	N/A
Off. Rebounds [Career]	N/A
Def. Rebounds [2020]	5 [7/26]
Def. Rebounds [Career]	5 [7/26/20]
Total Rebounds [2020]	5 [7/26]
Total Rebounds [Career]	5 [7/26/20]
Assists [2020]	8 [7/26]
Assists [Career]	8 [7/26/20]
Blocks [2020]	1 [7/26]
Blocks [Career]	1 [7/26/20]
Steals [2020]	1 [7/26]
Steals [Career]	1 [7/26/20]
Minutes [2020]	30 [7/26]
Minutes [Career]	30 [7/26/20]
Double-Doubles [2020]	
Double-Doubles [Career]	

BOLD = led team

### CARTER CAREER

Season Team	G	GS	MIN	FGM-A	3PM-A	FTM-A	OR	DR	TOT	AST	STL	BS	TO	PF	PTS
2020 ATL	1	1	30	5-16	0-4	8-9	0	5	5	8	1	1	2	5	18
Career	1	1	30	5-16	0-4	8-9	0	5	5	8	1	1	2	5	18



## #11 BLAKE DIETRICK G · 5-10 · 169 · 3 yrs · Princeton

Blake **Dietrick** - dee-TRICK

### 2020 Highlights:

- » Pulled down a career-high five rebounds (four defensive) in a career-best 27 minutes against Dallas (7/26)
- » Set a number of records against Las Vegas (7/29), scoring 13 points on six made field goals with 13 attempts – all career-high numbers.

### DIETRICK 2020 GAME-BY-GAME


Date	Opp	GS	MP	FGM-A	3PM-A	FTM-A	OREB	DREB	REB	AST	PF	STL	TO	BS	PTS
7/26	DAL		27	2-3	1-1	0-0	0	4	4	5	3	1	3	0	5
7/29	LVA		27	6-13	1-8	0-0	0	2	2	4	4	1	3	0	13

### SEASON/CAREER HIGHS

Points (2020)	13 (7/29)
Points (Career)	13 (7/29/20)
FG Made (2020)	6 (7/29)
FG Made (Career)	6 (7/29/20)
FG Attempted (2020)	13 (6/29)
FG Attempted (Career)	13 (6/29/20)
FT Made (2020)	N/A
FT Made (Career)	3 (6/27/18)
FT Attempted (2020)	N/A
FT Attempted (Career)	4 (7/12/19)
3PT FG Made (2020)	1 (2 times)
3PT FG Made (Career)	3 (6/27/18)
3PT FG Attempt. (2020)	8 (7/29)
3PT FG Att. (Career)	8 (7/29/20)
Off. Rebounds (2020)	N/A
Off. Rebounds (Career)	1 (3 times)
Def. Rebounds (2020)	4 (7/26)
Def. Rebounds (Career)	4 (7/26/20)
Total Rebounds (2020)	4 (7/26)
Total Rebounds (Career)	4 (2 times)
Assists (2020)	5 (7/26)
Assists (Career)	5 (7/26/20)
Blocks (2020)	N/A
Blocks (Career)	1 (2 times)
Steals (2020)	1 (2 times)
Steals (Career)	2 (7/8/18)
Minutes (2020)	27 (2 times)
Minutes (Career)	27 (2 times)
Double-Doubles (2020)	
Double-Doubles (Career)	NONE

### DIETRICK CAREER

Season	Team	G	GS	MIN	FGM-A	3PM-A	FTM-A	OR	DR	TOT	AST	STL	BS	TO	PF	PTS
2016	TOT	3	0	14	1-2	0-1	2-2	0	3	3	0	0	0	1	1	4
2018	ATL	26	0	186	12-35	9-23	4-6	2	12	14	11	7	0	12	21	37
2019	SEA	17	1	106	1-10	0-6	4-6	1	9	10	16	3	2	10	14	6
2020	ATL	2	0	54	8-16	2-9	0-0	0	6	6	9	2	0	6	7	18
Career		48	1	360	22-63	11-39	10-14	3	30	33	36	12	2	29	43	65



## #0 GLORY JOHNSON F • 6-3 • 170 • 7 yrs • Tennessee

### 2019 Highlights with Dallas:

- » Has scored at least 200 points in all of her seven seasons.
- » Set a career-high with 35 threes made.
- » She recorded a season-high 20 points versus PHX (8/10) and WAS (8/31).
- » Grabbed her season-high 9 rebounds 4 times this season.
- » Passed the 1,500 rebounding mark for her career and the 100 block mark.

### JOHNSON 2020 GAME-BY-GAME

Date	Opp	GS	MP	FGM-A	3PM-A	FTM-A	OREB	DREB	REB	AST	PF	STL	TO	BS	PTS
7/26	DAL														
7/29	LVA														

DID NOT PLAY

DID NOT PLAY

### SEASON/CAREER HIGHS

Points (2020)	
Points (Career)	32 (6/16/13)
FG Made (2020)	
FG Made (Career)	12 (6/16/13)
FG Attempted (2020)	
FG Attempted (Career)	12 (6/16/13)
FT Made (2020)	
FT Made (Career)	14 (7/12/12)
FT Attempted (2020)	
FT Attempted (Career)	15 (7/12/12)
3PT FG Made (2020)	
3PT FG Made (Career)	6 (8/31/19)
3PT FG Attempt. (2020)	
3PT FG Att. (Career)	11 (8/31/19)
Off. Rebounds (2020)	
Off. Rebounds (Career)	12 (6/16/13)
Def. Rebounds (2020)	
Def. Rebounds (Career)	13 (2 times)
Total Rebounds (2020)	
Total Rebounds (Career)	22 (6/16/13)
Assists (2020)	
Assists (Career)	5 (4 times)
Blocks (2020)	
Blocks (Career)	3 (4 times)
Steals (2020)	
Steals (Career)	5 (5 times)
Minutes (2020)	
Minutes (Career)	42 (8/25/13)
Double-Doubles (2020)	
Double-Doubles (Career)	NONE

### JOHNSON CAREER

Season	Team	G	GS	MIN	FGM-A	3PM-A	FTM-A	OR	DR	TOT	AST	STL	BS	TO	PF	PTS
2012	TUL	34	28	958	131 - 272	0 - 0	130 - 192	95	137	232	38	73	20	71	103	392
2013	TUL	29	28	875	152 - 341	1 - 3	130 - 174	95	163	258	33	30	12	60	71	435
2014	TUL	33	33	1070	173 - 385	0 - 3	139 - 183	95	210	305	46	45	13	87	107	485
2016	DAL	18	6	502	72 - 163	4 - 14	55 - 73	48	113	161	23	17	11	26	39	203
2017	DAL	33	33	1022	187 - 403	21 - 67	98 - 128	79	221	300	53	41	13	73	97	493
2018	DAL	29	17	652	85 - 204	17 - 54	46 - 59	47	126	173	39	29	14	39	61	233
2019	DAL	28	19	676	78 - 214	35 - 103	14 - 24	27	117	144	39	39	18	28	45	205
Career		204	164	5756	878 - 1982	78 - 244	612 - 833	486	1087	1573	271	274	101	384	523	2446



## #7 ALEXIS JONES G · 5-9 · 167 · 3 yrs · Baylor

### 2020 Highlights:

- » Made her first appearance with the Dream on July 26 against Dallas.
- » Put up her first points in a Dream uniform, knocking down a three-pointer against Las Vegas [7/29] and picking up two steals.

### JONES 2020 GAME-BY-GAME

Date	Opp	GS	MP	FGM-A	3PM-A	FTM-A	OREB	DREB	REB	AST	PF	STL	TO	BS	PTS
7/26	DAL		2	0-1	0-1	0-0	0	0	0	0	0	0	0	0	0
7/29	LVA		20	1-7	1-7	0-0	0	0	0	0	1	2	3	0	3

### SEASON/CAREER HIGHS

Points [2020]	3 [7/29]
Points [Career]	15 [8/20/19]
FG Made [2020]	1 [7/29]
FG Made [Career]	5 [8/20/19]
FG Attempted [2020]	7 [7/29]
FG Attempted [Career]	9 [4 times]
FT Made [2020]	N/A
FT Made [Career]	3 [2 times]
FT Attempted [2020]	N/A
FT Attempted [Career]	4 [2 times]
3PT FG Made [2020]	1 [7/29]
3PT FG Made [Career]	3 [3 times]
3PT FG Attempt. [2020]	7 [7/29]
3PT FG Att. [Career]	6 [3 times]
Off. Rebounds [2020]	N/A
Off. Rebounds [Career]	1 [11 times]
Def. Rebounds [2020]	N/A
Def. Rebounds [Career]	3 [6 times]
Total Rebounds [2020]	N/A
Total Rebounds [Career]	4 [2 times]
Assists [2020]	N/A
Assists [Career]	5 [9/1/17]
Blocks [2020]	N/A
Blocks [Career]	1 [6 times]
Steals [2020]	2 [7/29]
Steals [Career]	3 [8/18/17]
Minutes [2020]	20 [7/29]
Minutes [Career]	28 [6/3/18]
Double-Doubles [2020]	
Double-Doubles [Career]	NONE

### JONES CAREER

Season	Team	G	GS	MIN	FGM-A	3PM-A	FTM-A	OR	DR	TOT	AST	STL	BS	TO	PF	PTS
2017	MIN	29	0	211	26 - 76	11 - 29	12 - 14	4	18	22	23	8	0	21	23	75
2018	MIN	26	0	229	32 - 91	16 - 50	6 - 8	5	18	23	18	3	2	17	26	86
2019	LAS	20	1	243	28 - 70	11 - 33	12 - 15	2	20	22	36	6	4	27	29	79
2020	ATL	2	0	23	1 - 8	1 - 8	0 - 0	0	0	0	0	2	0	3	1	3
Career		77	1	706	87 - 245	39 - 120	30 - 37	11	56	67	77	19	6	68	79	243



## #44 BETNIJAH LANEY

Betnijah Laney - buh-NIGH-jah

### 2020 Highlights:

- » Started and set career high records with 19 points, 6 made field goals and 14 attempted field goals against Dallas (7/24). Led the Dream with two steals.
- » Posted 8 points with a team-leading 4 assists and 4 rebounds against Las Vegas (7/29)

### LANEY 2020 GAME-BY-GAME

Date	Opp	GS	MP	FGM-A	3PM-A	FTM-A	OREB	DREB	REB	AST	PF	STL	TO	BS	PTS
7/26	DAL	*	34	6-14	2-4	5-6	0	2	2	3	4	<b>2</b>	6	0	19
7/29	LVA	*	<b>30</b>	4-9	0-2	0-0	1	3	4	<b>4</b>	3	1	2	0	8

### SEASON/CAREER HIGHS

Points (2020)	19 (7/26)
Points (Career)	19 (7/26/20)
FG Made (2020)	6 (7/26)
FG Made (Career)	6 (3 times)
FG Attempted (2020)	14 (7/26)
FG Attempted (Career)	14 (7/26/20)
FT Made (2020)	5 (7/26)
FT Made (Career)	5 (7/26/20)
FT Attempted (2020)	6 (7/26)
FT Attempted (Career)	6 (7/26/20)
3PT FG Made (2020)	2 (7/26)
3PT FG Made (Career)	3 (6/29/19)
3PT FG Attempt. (2020)	4 (7/26)
3PT FG Att. (Career)	6 (6/13/19)
Off. Rebounds (2020)	1 (7/29)
Off. Rebounds (Career)	6 (6/13/19)
Def. Rebounds (2020)	3 (7/29)
Def. Rebounds (Career)	9 (7/10/19)
Total Rebounds (2020)	4 (7/29)
Total Rebounds (Career)	11 (6/13/19)
Assists (2020)	4 (7/29)
Assists (Career)	7 (9/8/19)
Blocks (2020)	NONE
Blocks (Career)	2 (6/19/15)
Steals (2020)	2 (7/26)
Steals (Career)	4 (2 times)
Minutes (2020)	34 (7/26)
Minutes (Career)	39 (6/13/19)
Double-Doubles (2020)	
Double-Doubles (Career)	NONE

**BOLD** = led team

### LANEY CAREER

Season	Team	G	GS	MIN	FGM-A	3PM-A	FTM-A	OR	DR	TOT	AST	STL	BS	TO	PF	PTS
2015	CHI	32	2	411	39 - 99	0 - 6	16 - 23	18	50	68	19	16	6	18	41	94
2016	CHI	8	1	42	2 - 12	0 - 1	4 - 4	1	4	5	1	1	0	2	6	8
2018	CON	29	0	271	33 - 70	1 - 9	10 - 11	20	30	50	21	11	0	16	20	77
2019	IND	34	27	878	77 - 213	20 - 66	18 - 31	32	111	143	59	48	4	49	55	192
2020	ATL	2	2	64	10 - 23	2 - 6	5 - 6	1	5	6	7	3	0	8	7	27
Career		105	32	1666	161 - 417	23 - 88	53 - 75	72	200	272	107	79	10	93	129	398



## #40 SHEKINNA STRICKLEN F • 6-2 • 230 • 8 yrs • Tennessee

Shekinna Stricklen – sheh-KEE-nuh

### 2020 Highlights:

- » Made her Dream debut against Dallas on July 26, starting and knocking down 16 points with four made three-pointers.
- » Scored in double digits against Las Vegas (7/29) with 10 points.

### STRICKLEN 2020 GAME-BY-GAME

Date	Opp	GS	MP	FGM-A	3PM-A	FTM-A	OREB	DREB	REB	AST	PF	STL	TO	BS	PTS
7/26	DAL	*	25	4-7	<b>4-7</b>	4-4	0	1	1	0	2	0	0	0	16
7/29	LVA	*	17	4-5	<b>2-3</b>	0-0	0	1	1	0	4	0	1	0	10

### SEASON/CAREER HIGHS

Points [2020]	18 [7/26]
Points [Career]	26 [9/12/13]
FG Made [2020]	4 [2 times]
FG Made [Career]	10 [2 times]
FG Attempted [2020]	7 [7/26]
FG Attempted [Career]	17 [8/4/13]
FT Made [2020]	4 [7/26]
FT Made [Career]	6 [8/9/15]
FT Attempted [2020]	4 [7/26]
FT Attempted [Career]	6 [3 times]
3PT FG Made [2020]	4 [7/26]
3PT FG Made [Career]	8 [7/22/18]
3PT FG Attempt. [2020]	7 [7/26]
3PT FG Att. [Career]	13 [8/16/19]
Off. Rebounds [2020]	N/A
Off. Rebounds [Career]	4 [3 times]
Def. Rebounds [2020]	1 [2 times]
Def. Rebounds [Career]	8 [3 times]
Total Rebounds [2020]	1 [2 times]
Total Rebounds [Career]	11 [7/13/12]
Assists [2020]	N/A
Assists [Career]	6 [7/30/19]
Blocks [2020]	N/A
Blocks [Career]	3 [8/9/13]
Steals [2020]	N/A
Steals [Career]	5 [8/8/17]
Minutes [2020]	25 [7/26]
Minutes [Career]	37 [2 times]
Double-Doubles [2020]	
Double-Doubles [Career]	1 [7/13/12]

**BOLD** = led team

### STRICKLEN CAREER

Season Team	G	GS	MIN	FGM-A	3PM-A	FTM-A	OR	DR	TOT	AST	STL	BS	TO	PF	PTS
2012 SEA	34	3	784	100-253	37-117	36-52	28	119	147	40	24	8	35	70	273
2013 SEA	34	21	797	131-319	54-157	25-39	28	68	96	28	25	13	40	54	341
2014 SEA	33	10	578	86-200	47-122	19-26	9	60	69	23	20	3	27	65	238
2015 CON	34	0	599	95-231	51-142	22-28	25	38	63	22	19	8	20	46	263
2016 CON	28	0	306	38-104	27-77	9-14	9	29	38	15	12	2	3	20	112
2017 CON	34	29	926	95-232	71-173	32-37	17	90	107	37	42	4	29	56	293
2018 CON	34	30	639	77-179	58-135	12-14	9	68	77	16	20	4	19	46	224
2019 CON	34	34	804	104-255	76-199	22-27	9	56	65	39	34	7	28	79	306
2020 ATL	2	2	42	8-12	6-10	4-4	0	2	2	0	0	0	1	6	26
Career	267	129	5476	734-1785	427-1132	181-241	134	530	664	220	196	49	202	442	2076



## #10 COURTNEY WILLIAMS

G · 5-8 · 133 · 4 yrs · South Florida

### 2019 Highlights with Connecticut:

- » Started in all 34 regular season games and all eight postseason games.
- » Her 13.2 points per game, 450 total points, 3.8 assists per game, 129 total assists, 29 minutes per game and 45.7 three-point shooting percentage were all career high records.
- » Helped the Sun reach the WNBA Finals, averaging 17.9 points, 5.8 rebounds and 4.4 assists in the postseason.

### C. WILLIAMS 2020 GAME-BY-GAME

Date	Opp	GS	MP	FGM-A	3PM-A	FTM-A	OREB	DREB	REB	AST	PF	STL	TO	BS	PTS
7/26	DAL														
7/29	LVA														

DID NOT PLAY

### SEASON/CAREER HIGHS

Points (2020)	
Points (Career)	34 (6/13/18)
FG Made (2020)	
FG Made (Career)	15 (6/13/18)
FG Attempted (2020)	
FG Attempted (Career)	29 (6/13/18)
FT Made (2020)	
FT Made (Career)	5 (6/14/17)
FT Attempted (2020)	
FT Attempted (Career)	6 (6/14/17)
3PT FG Made (2020)	
3PT FG Made (Career)	6 (9/29/19)
3PT FG Attempt. (2020)	
3PT FG Att. (Career)	10 (6/13/18)
Off. Rebounds (2020)	
Off. Rebounds (Career)	4 (4 times)
Def. Rebounds (2020)	
Def. Rebounds (Career)	10 (7/14/18)
Total Rebounds (2020)	
Total Rebounds (Career)	10 (6 times)
Assists (2020)	
Assists (Career)	9 (9/6/19)
Blocks (2020)	
Blocks (Career)	2 (2 times)
Steals (2020)	
Steals (Career)	6 (8/16/19)
Minutes (2020)	
Minutes (Career)	41 (9/6/19)
Double-Doubles (2020)	
Double-Doubles (Career)	

### C. WILLIAMS CAREER

Season	Team	G	GS	MIN	FGM-A	3PM-A	FTM-A	OR	DR	TOT	AST	STL	BS	TO	PF	PTS
2016	TOT	25	0	351	68 - 166	8 - 27	12 - 21	28	48	76	30	12	3	21	30	156
2017	CON	34	28	884	185 - 390	12 - 37	36 - 41	45	97	142	71	19	8	48	55	418
2018	CON	30	29	812	171 - 375	20 - 53	17 - 25	46	132	178	90	23	2	54	47	379
2019	CON	34	34	988	187 - 430	16 - 35	60 - 75	48	141	189	129	46	13	56	47	450
Career		123	91	3034	611 - 1361	56 - 152	125 - 162	167	418	585	320	100	26	179	179	1403





## #1 ELIZABETH WILLIAMS C-F • 6-3 • 192 • 5 yrs • Duke

### 2020 Highlights:

- » Shot a perfect 7-for-7 from the field in the Dream's season opener against Dallas (7/26), tying the franchise record (last by Aneika Henry, at Tulsa, June 29, 2012).
- » Led the team with 16 points against Las Vegas (7/29), knocking down 7 of 14 shots and picking up 3 steals and 4 rebounds.

### E. WILLIAMS 2020 GAME-BY-GAME

Date	Opp	GS	MP	FGM-A	3PM-A	FTM-A	OREB	DREB	REB	AST	PF	STL	TO	BS	PTS
7/26	DAL	*	34	7-7	0-0	3-3	2	5	7	1	2	1	0	1	17
7/29	LVA	*	27	<b>7-14</b>	0-0	2-3	<b>3</b>	1	4	1	2	<b>3</b>	0	1	<b>16</b>

### SEASON/CAREER HIGHS

Points (2020)	17 (7/26)
Points (Career)	22 (8/7/18)
FG Made (2020)	7 (2 times)
FG Made (Career)	11 (8/7/18)
FG Attempted (2020)	7 (7/26)
FG Attempted (Career)	16 (4 times)
FT Made (2020)	3 (7/26)
FT Made (Career)	7 (2 times)
FT Attempted (2020)	3 (2 times)
FT Attempted (Career)	10 (2 times)
3PT FG Made (2020)	N/A
3PT FG Made (Career)	N/A
3PT FG Attempt. (2020)	N/A
3PT FG Att. (Career)	1 (2 times)
Off. Rebounds (2020)	2 (7/26)
Off. Rebounds (Career)	8 (8/8/17)
Def. Rebounds (2020)	5 (7/26)
Def. Rebounds (Career)	13 (8/26/17)
Total Rebounds (2020)	7 (7/26)
Total Rebounds (Career)	16 (9/11/16)
Assists (2020)	1 (2 times)
Assists (Career)	6 (5/23/18)
Blocks (2020)	1 (7/26)
Blocks (Career)	8 (9/5/19)
Steals (2020)	3 (7/29)
Steals (Career)	4 (7/9/17)
Minutes (2020)	34 (7/26)
Minutes (Career)	45 (6/22/16)
Double-Doubles (2020)	
Double-Doubles (Career)	NONE

### E WILLIAMS CAREER

Season	Team	G	GS	MIN	FGM-A	3PM-A	FTM-A	OR	DR	TOT	AST	STL	BS	TO	PF	PTS
2015	CON	21	0	246	28-53	0-0	14-25	22	46	68	8	6	19	11	20	70
2016	ATL	34	34	1179	157-355	0-1	92-133	106	170	276	42	26	79	42	105	406
2017	ATL	34	34	1069	149-307	0-1	54-82	107	139	246	46	36	67	46	81	352
2018	ATL	33	32	885	121-221	0-0	58-103	71	119	190	46	26	59	41	88	300
2019	ATL	32	32	909	107-235	0-0	82-112	99	109	208	37	24	53	41	71	296
2020	ATL	2	2	61	14-21	0-0	5-6	5	6	11	2	4	2	0	4	33
Career		156	134	4349	576-1192	0-2	305-461	410	589	999	181	122	279	181	369	1457

## 2020 ATLANTA DREAM SPOTTERS GUIDE

WITH TWITTER HANDLES



0

**Glory Johnson**

F · 6-3 · 170

@MISSVOL25



1

**Elizabeth Williams**

C-F · 6-3 · 192

@E\_Williams\_1



3

**Chennedy Carter**

G · 5-9 · 143

@ChennedyCarter



5

**Jaylyn Agnew**

F · 5-11 · 149

@jaylyn\_agnew



7

**Alexis Jones**

G · 5-9 · 167

@Lextoo\_shifty



10

**Courtney Williams**

G · 5-8 · 133

@CourtMWilliams



11

**Blake Dietrick**

G · 5-10 · 169



20

**Brittany Brewer**

F · 6-5 · 182

@lilbrewsie



22

**Kalani Brown**

C · 6-7 · 245

@kalanibrown21



25

**Monique Billings**

F · 6-4 · 192

@moniquebillings




40

**Shekinna Stricklen**

F · 6-2 · 230

@strick40



44

**Betnijah Laney**

G-F · 6-0 · 166

@BetnijahLaney

**Nicki Collen**

Head Coach

@NickiCollen

**Mike Petersen**

Assistant Coach

**Darius Taylor**

Assistant Coach

@DariusTaylor

**Natalie Trotter**

Athletic Trainer

**Kyra Vidas**

Director of Operations