



ATLANTA DREAM BASKETBALL

2020 GAME NOTES



2020 REGULAR SEASON SCHEDULE

| Date | Opponent | Time/Result | TV |
|----------------|----------------|-------------|-------|
| July 26 | Dallas | W, 105-95 | CBSSN |
| ★ Wed. July 29 | at Las Vegas | 10:00 pm | CBSSN |
| Fri. July 31 | New York | 7:00 pm | NBATV |
| Sun. Aug 2 | at Indiana | 4:00 pm | NBATV |
| Tue. Aug 4 | Phoenix | 7:00 pm | ESPN2 |
| Thurs. Aug 6 | Seattle | 6:00 pm | ESPN2 |
| Sat. Aug 8 | at Dallas | 12:00 pm | ESPN2 |
| Mon. Aug 10 | Connecticut | 6:00 pm | FSS |
| Wed. Aug 12 | at Seattle | 10:00 pm | TBD |
| Sun. Aug 14 | at Phoenix | 10:00 pm | TBD |
| Sun. Aug 16 | Chicago | 4:00 pm | TBD |
| Wed. Aug 19 | at Washington | 7:00 pm | CBSSN |
| Fri. Aug 21 | Los Angeles | 7:00 pm | TBD |
| Sun. Aug 23 | Minnesota | 4:00 p.m. | TBD |
| Wed. Aug 26 | Washington | 7:00 p.m. | ESPN2 |
| Fri. Aug 28 | Minnesota | 7:00 p.m. | TBD |
| Sun. Aug 30 | at Los Angeles | 8:00 p.m. | SSSE |
| Tue. Sept 1 | Indiana | 8:00 p.m. | TBD |
| Thu. Sept 3 | at New York | 7:00 p.m. | CBSSN |
| Sat. Sept 5 | Las Vegas | 6:00 p.m. | TBD |
| Wed. Sept 9 | at Chicago | 8:00 p.m. | CBSSN |
| Fri. Sept 11 | at Connecticut | 7:00 p.m. | TBD |

All times EST

FSS = FOX Sports South

FSSE = FOX Sports Southeast

CBSSN = CBS Sports Network

TBD = FOX Sports network to be determined

WNBA Standings (as of July 27)

| | | |
|-----|--------------------|-----|
| #1 | Washington Mystics | 1-0 |
| #2 | Los Angeles Sparks | 1-0 |
| #3 | Seattle Storm | 1-0 |
| #4 | Atlanta Dream | 1-0 |
| #5 | Minnesota Lynx | 1-0 |
| #6 | Chicago Sky | 1-0 |
| #7 | Las Vegas Aces | 0-1 |
| #8 | Connecticut Sun | 0-1 |
| #9 | Dallas Wings | 0-1 |
| #10 | New York Liberty | 0-1 |
| #11 | Phoenix Mercury | 0-1 |
| #12 | Indiana Fever | 0-1 |



ATLANTA DREAM at LAS VEGAS ACES

Wednesday, July 29 · 10:00 p.m. ET

IMG Academy · Bradenton, Fla.

Game 2 · CBS Sports Network



PROBABLE STARTERS

F #25 MONIQUE BILLINGS 6-4 | 192 | UCLA

2020: Led all scorers in opening weekend with 30 points in the Dream's 105-95 win over Dallas ... First Dream player to score 30 points since Tiffany Hayes in August 2019 ...

F #40 SHEKINNA STRICKLEN 6-2 | 230 | Tennessee

2020: Made her Dream debut against Dallas on July 26, starting and knocking down 16 points with four made three-pointers.

C #1 ELIZABETH WILLIAMS 6-3 | 192 | Duke

2020: Shot a perfect 7-for-7 from the field in the Dream's season opener against Dallas (7/26), tying the franchise record (last by Aneika Henry, at Tulsa, June 29, 2012).

G #44 BETNIJAH LANEY 6-0 | 166 | Rutgers

2020: Started and set career high records with 19 points, 6 made field goals and 14 attempted field goals against Dallas (7/24). Led the Dream with two steals.

G #3 CHENNEDY CARTER 5-9 | 143 | Texas A&M

2020: Started and put up 18 points with 8 assists and 5 defensive boards in her pro debut against Dallas (7/26), leading all rookies in scoring and leading the Dream in assists.

2020 RECORDS

| 2020 | Record | Home | Road | OT |
|---------|--------|------|------|----|
| Overall | 1-0 | 1-0 | 0-0 | - |
| Eastern | 1-0 | 1-0 | 0-0 | - |
| Western | 0-0 | 0-0 | 0-0 | - |

TRANSACTIONS AND INJURIES

RECENT TRANSACTIONS:

Granted Emergency Hardship Waiver, Signed Erica McCall (7/12)

INJURIES:

Kalani Brown - OUT (Illness)

Courtney Williams - OUT (Personal)

All media on both game days and practice days will be held via Zoom Webinars. More information at dreamatl.net/32cxe7g.

2019 ATLANTA DREAM ROSTER

| # | Player | Pos | Ht | Wt | DOB | Exp | From | Twitter |
|----|--------------------|-----|------|-----|-------------------|-----|-------------------|------------------|
| 5 | Jaylyn Agnew | F | 5-11 | 149 | July 21, 1997 | R | Creighton/USA | @jaylyn_agnew |
| 25 | Monique Billings | F | 6-4 | 192 | May 2, 1996 | 2 | UCLA/USA | @moniquebillings |
| 20 | Brittany Brewer | F | 6-5 | 182 | November 6, 1997 | R | Texas Tech/USA | @ilbrewsie |
| 22 | Kalani Brown | C | 6-7 | 245 | March 21, 1997 | 1 | Baylor/USA | @kalanibrown21 |
| 3 | Chennedy Carter | G | 5-9 | 143 | November 14, 1998 | R | Texas A&M/USA | @ChennedyCarter |
| 11 | Blake Dietrick | G | 5-10 | 169 | July 19, 1993 | 3 | Princeton/USA | N/A |
| 0 | Glory Johnson | F | 6-3 | 170 | July 27, 1990 | 7 | Tennessee/USA | @MISSVOL25 |
| 7 | Alexis Jones | G | 5-9 | 167 | May 8, 1994 | 3 | Baylor/USA | @Lextoo_shifty |
| 44 | Betnijah Laney | G | 6-0 | 166 | October 29, 1993 | 4 | Rutgers/USA | @BetnijahLaney |
| 24 | Erica McCall | F | 6-2 | 184 | August 21, 1995 | 3 | Stanford/USA | @EricaMcCall24 |
| 40 | Shekinna Stricklen | F | 6-2 | 230 | July 30, 1990 | 8 | Tennessee/USA | @strick40 |
| 10 | Courtney Williams | G | 5-8 | 133 | May 11, 1994 | 4 | South Florida/USA | @CourtMWilliams |
| 1 | Elizabeth Williams | C-F | 6-3 | 192 | June 23, 1993 | 5 | Duke/USA | @E_Williams_1 |

Head Coach – Nicki Collen (Third season, Marquette)

Assistant Coach – Mike Peterson (Third season, Northwest Christian)

Assistant Coach – Darius Taylor (Third season, Michigan)

Athletic Trainer – Natalie Trotter (First season, Valdosta State/Troy)

Strength and Conditioning Coach – Jamal Baptiste (First season, Lincoln University/Cal U)

Video Coordinator & Scouting Director – Sydney Durrah (First season, Maryland)

Director of Operations – Kyra Vidas (Second season, Lake Forest College)

PRONUNCIATION GUIDE

Kalani Brown – kuh-LAH-nee

Chennedy Carter – KEN-eh-dee

Blake **Dietrick** – dee-TRICK

Betnijah Laney – buh-NIGH-jah

Shekinna Stricklen – sheh-KEE-nuh

How The Team Was Built

| | |
|--------------------|--|
| Through the Draft: | Monique Billings, 15 th overall pick, 2018 Chennedy Carter, 4 th overall pick, 2020 Brittany Brewer, 17 th overall pick, 2020 |
| Via Trade: | Elizabeth Williams from Connecticut, 2015 Kalani Brown from Las Vegas, 2020 Courtney Williams from Connecticut, 2020 |
| Via Free Agency: | Glory Johnson, 2/13/2020 Shekinna Stricklen, 2/16/2020 Alexis Jones, 2/18/2020 Blake Dietrick, 2/24/2020 Jaylyn Agnew, 6/24/2020 Betnijah Laney, 6/24/2020 Erica McCall, 7/12/2020 |

QUICK FACTS

GENERAL

Full Name: Atlanta Dream
 Location: Atlanta, Ga.
 Inaugural Season: 2008
 Colors: Red, Gray, Blue
 Owners: Mary Brock & Kelly Loeffler
 Dream Too, LLC
 President/GM: Chris Sienko
 Twitter: @csienko11
 TV: ESPN2/CBS Sports Network/FOX Sports South/Twitter

COACHING STAFF

Head Coach: Nicki Collen
 Years with Dream: Third season
 Twitter: @NickiCollen
 Career Record: 32-37
 Record with Dream: 32-37
 Alma Mater: Marquette
 Assistant Coach: Darius Taylor (Michigan)
 Assistant Coach: Mike Petersen (Northwest Christian)
 Head Athletic Trainer: Natalie Trotter (Valdosta State)
 Coordinator of Basketball Ops: Kyra Vidas (Lake Forest College)
 Dir of Scouting & Video Production: Sydney Durrah (Maryland)

TEAM INFORMATION

2019 Record: 8-26
 2019 Home Record: 5-12
 2019 Road Record: 3-14
 2019 vs Eastern Conference: 3-13


DREAM HISTORY

First Year: 2008 (13th Season)
 Regular Season Record: 165-206
 Regular Season Home Record: 95-80
 Regular Season Road Record: 62-124
 Playoff Record: 15-19 (9 Appearances)
 Best Finish: WNBA Finals (2010, 2011, 2013)
 WNBA Championships: 0
 Eastern Conference Championships: 3 (2010, 2011, 2013)

A BOLD
NEW ERA

ATLANTA DREAM REBRAND 2020

Created by local designer David Tann of the Tantrum Agency, the Dream's new brand is bold and engaging, bringing together key elements of the legacy brand and evolving it to reflect the future of the franchise. A fresh new logo and color palette will accompany the Dream in their move to the Gateway Center Arena, along with a new court design and updated uniforms to be revealed in advance of the 2020 season.

Pantone 186
#e3173ePantone 447
#363a37

White

Pantone 422
#929799Pantone 279
#4891ce

Global Logo



Primary Icon

Shield
(Secondary)

ATL (Secondary)

The exciting new primary logo is composed of a combination of icons that relate directly to Atlanta and its history. The rising phoenix symbolizes the city's rise from the ashes of the Civil War to become a world city. The shooting star ties the Dream back to its roots and is prominent within the formal logo. Finally, the basketball represents the game we pour everything we have into each day. All of these elements, which come together in a badge, will create a commitment to a winning team in an unparalleled city.

"The Atlanta Dream's new brand reflects our strong heritage as a city and a team, while looking toward the future. Our team worked closely with David Tann to reflect the strength of diversity, talent and athleticism that that all Dream fans and the City of Atlanta can be proud to wear."

- Dream President and General Manager Chris Sienko

DREAM PUBLIC RELATIONS AND SOCIAL MEDIA

PR Manager Kelsey Bibik
 Phone: 404-920-2545 (O)/858-361-9855 (C)
 Email: Kelsey.Bibik@AtlantaDream.net
 Twitter: @kelseybibik
 Director of Digital Media & Marketing: Dan Goldberger
 Phone: 404-920-2544 (O)/646-872-7568 (C)
 Email: Dan.Goldberger@AtlantaDream.net
 Twitter: @DanGoldberger

 Twitter @AtlantaDream
 Instagram atlantadream
 Facebook /AtlantaDream
 PR Twitter @ATLDreamPR

NOTES AND STORYLINES

She's Baaaaaack

Veteran forward Angel McCoughtry will play against the Dream for the first time in her 11-year career Wednesday night. McCoughtry was drafted to Atlanta with the No. 1 overall selection in 2009 and became the face of the franchise for years. She became an unrestricted free agent following the 2019 season and signed with Las Vegas on February 10, 2020.

Why is this game starting so late?

Television.

2020 WNBA Season at IMG Academy

The league's 24th season will take place in Bradenton, Florida at IMG Academy, the Official Home of the 2020 WNBA season, and will include a 22-game schedule for each of its 12 teams. The Dream's regular season will run from July 26 to September 11, and will be followed by a standard-format Playoff series.

Opening Night

In the Dream's 105-95 season-opening win over Dallas, Atlanta showed off a fast new offensive pace to emerge as the top-scoring team through the first games. Monique Billings led all scorers over the weekend, finishing with 30 points and 13 rebounds for her second career double-double. All five starters for the Dream scored in double digits and combined for 100 points for the first time in franchise history and just the sixth time in WNBA history.

Occurrences of starters combining for 100+ points, WNBA:

| | | |
|------------------|----------------------|------------|
| 7/6/2007 | Phoenix Mercury | 106 |
| 7/7/2007 | Connecticut Sun | 101 |
| 6/13/2009 | Phoenix Mercury | 103 |
| 7/24/2010 | Phoenix Mercury | 100 |
| 7/22/2014 | Minnesota Lynx | 104 |
| 7/26/2020 | Atlanta Dream | 100 |

It was the Dream's first 100-point scoring outing since August 9, 2018 (109 vs. Las Vegas).

Only five Dream games in franchise history have resulted in a combined score higher than the season opener's 200 points:

| | |
|-----------|------------------------------|
| 7/22/2014 | Minnesota 112, Atlanta 108 |
| 7/7/2010 | Atlanta 108, Connecticut 103 |
| 6/27/2008 | Connecticut 109, Atlanta 101 |
| 8/7/2018 | Atlanta 109, Las Vegas 100 |
| 8/11/2011 | Phoenix 109, Atlanta 95 |

WNBA Messaging Around Actions with the Anthem

"We are standing united across the league during opening weekend to make a statement about how the anthem does not represent freedom, justice and liberty for all Americans. We will continue to protest in various forms."

Returning Players

Dream veteran center Elizabeth Williams and forward Monique Billings are the only returning players on Atlanta's roster this season. They are joined by 11 new players, three of which are rookies. Blake Dietrick played for the Dream in 2018 and returned for

training camp in 2019, but was waived by Atlanta and picked up by Seattle for the 2019 season.

Only one other team* in WNBA history has returned two or fewer players from the previous season – Phoenix in 2017 (returned Diana Taurasi and Brittney Griner).

*Not including first-year expansion teams

Career Milestones

Elizabeth Williams needs 22 blocks to surpass Erika de Souza (281) as Atlanta's career blocks leader, and only needs 5 rebounds to reach 1,000 in her career.

Hollywood

Chennedy Carter started off her 2020 Rookie of the Year campaign with a bang last Sunday night, scoring 18 points with 8 assists with only two turnovers. She led all rookies in scoring and ranked second in the league in assists (behind Courtney Vandersloot's 11)

The standout was one of the most dynamic scorers in NCAA D-I during her three-year career at Texas A&M. She scored at least 26 points in all six of her career NCAA Tournament games, leading the Aggies to the NCAA Sweet 16 twice. Among players with at least five NCAA Tournament games played, Carter ranks third in scoring average at 31.0 points per game, trailing only Elena Delle Donne (34.4 PPG at Delaware) and Sheryl Swoopes (31.7 PPG at Texas Tech).

The AAPF and the #SayHerName Campaign

Launched in December 2014 by the African American Policy Forum (AAPF) and Center for Intersectionality and Social Policy Studies (CISPS), the #SayHerName campaign brings awareness to the often invisible names and stories of Black women and girls who have been victimized by racist police violence, and provides support to their families.

Black women and girls as young as 7 and as old as 93 have been killed by the police, though we rarely hear their names. Knowing their names is a necessary but not a sufficient condition for lifting up their stories which in turn provides a much clearer view of the wide-ranging circumstances that make Black women's bodies disproportionately subject to police violence. To lift up their stories, and illuminate police violence against Black women, we need to know who they are, how they lived, and why they suffered at the hands of police.¹

Elizabeth Williams

With Dream veteran Tiffany Hayes choosing to forego the 2020 season, Elizabeth Williams becomes the Dream's current active leader in nearly every statistical category with 1,371 points, 927 rebounds, 259 blocks, 134 games played and 4,076 minutes in a Dream uniform.

In her first game of the season, Williams shot a perfect 7-of-7 from the field and 3-of-3 from the charity stripe. She tied the franchise record for most field goals without a miss

Most field goals, none missed, game

NOTES AND STORYLINES

7 – Elizabeth Williams vs. Dallas, July 26, 2020

Aneika Henry, at Tulsa, June 29, 2012

6 – Erika de Souza, at Indiana, August 10, 2013

5 – Five times (last by Aneika Henry, vs. Connecticut, July 29, 2014)

Most blocked shots, career

281 – Erika de Souza

259 – Elizabeth Williams

185 – Angel McCoughtry

121 – Alison Bales

Highest average, blocked shots per game, career

(minimum 75 games)

1.93 – Elizabeth Williams (259/134)

1.45 – Erika de Souza (281/194)

1.42 – Alison Bales (121/85)

0.69 – Aneika Henry (102/70)

0.7 – Angel McCoughtry (185/285)

Highest average, offensive rebounds per game, career

2.9 – Elizabeth Williams (385/134)

2.9 – Erika de Souza (572/234)

2.2 – Sancho Lyttle (517/234)

1.6 – Angel McCoughtry (459/285)

Connecticut South

Shekinna Stricklen and Courtney Williams, who helped Connecticut reach the WNBA Finals last season, are new to Atlanta but not to Nicki Collen, who spent 2015–17 as an assistant with the Sun. Last year, Stricklen ranked third in the league in made threes (76) and Williams was 20th in scoring (13.2 ppg).

#SayHerName and the Transgender Community

In 2020, at least 22 transgender or gender non-conforming people have been fatally shot or killed by other violent means (“at least” is used here in acknowledgement of unreported or misreported cases). The Human Rights Campaign’s annual reports have found that fatal violence disproportionately affects transgender women of color – particularly Black transgender women – and that the intersections of racism, sexism, homophobia, biphobia, transphobia and unchecked access to guns conspire to deprive them of employment, housing, healthcare and other necessities.²

Lady Vols

Glory Johnson and Shekinna Stricklen will appear on the same roster for the first time in their professional careers this summer. The last time the duo played together was at the University of Tennessee, when they led the Lady Vols to back-to-back Elite Eight appearances and three-straight SEC Tournament Championships under legendary coach Pat Summitt. Stricklen and Johnson were selected second and fourth overall, respectively, in the 2012 WNBA Draft.

Laney Finding Her Place

After spending the first four years of her career with Indiana and Chicago, guard Betnijah (buh-NIGH-jah) Laney is finding her place

with Atlanta. Originally brought in for her defensive mindset, she has proven herself to be a strong offensive player and was a standout for the Dream during training camp. In her first game in red and gray, Laney started and put up a career-high 19 points with 3 assists and grabbed two defensive boards.

Erica McCall Reps the A in the Bubble

The Dream picked up McCall after being granted an emergency hardship waiver during training camp. As the younger sister of Connecticut forward Dewanna Bonner, the pair is the only sister duo playing in the league this season.

Offseason Moves

Atlanta had the most active offseason of any team in the league this year, acquiring 10 new players through Free Agency, the Draft and trades prior to coming to Florida. The Dream traded for Courtney Williams from Connecticut and Kalani Brown from Los Angeles, along with a talented crop of Free Agents that included Glory Johnson and Shekinna Stricklen. “Dream fans should be blown away by their team’s offseason. Buy stock now,” – Matt Ellentuck, SB Nation

Life Expectancy of Trans Women of Color

According to a study by the Inter-American Commission on Human Rights, in the Americas*, trans women of color have a life expectancy of 30–35 years of age. According to the data collected, approximately 80% of trans persons killed were 35 years of age or younger. Violence against trans persons, particularly trans women, is the result of a combination of factors: exclusion, discrimination and violence within the family, schools, and society at large; lack of recognition of their gender identity; involvement in occupations that puts them at a higher risk for violence; and high criminalization of trans women.³

Dream Draft Four in 2020 WNBA Draft

The Dream drafted four players in the 2020 WNBA Draft, headlined by guard Chennedy Carter out of Texas A&M with the No. 4 overall selection. Collen picked Texas Tech forward Brittany Brewer with the No. 17 overall selection (second round) – Carter and Brewer both signed contracts with the team for the 2020 season.

Collen also selected Oregon State guard Mikayla Pivec and Clemson forward Kobi Thornton with the No. 25 and 27 picks (third round), respectively.

A Bold New Era

Atlanta implemented a rebrand prior to the 2020 season, unveiling new logos and colors for the first time since its inaugural season (2008). The Dream also has new uniforms, a new mascot and had been slated for a new home – the Gateway Center Arena @ College Park. The new primary logo reflects a combination of icons related to Atlanta’s history. Centered around a basketball, the rising phoenix symbolizes the city’s rise from the ashes of the Civil War to become a world city, and a shooting star ties the Dream to its original roots.

NOTES AND STORYLINES

Are We Done Talking About Breonna Taylor?

Of course not. On the day of this game, it will have been 138 days since she was murdered in her own apartment. The officers responsible for her death have not been arrested. Moving forward, players will have the option to keep her name on the back of their jerseys. Ten Dream players will still be wearing her name plate for the duration of the season.

Inspire Brands Teams Up with Dream for 2020 Season

Inspire Brands became the first-ever official jersey badge partner of the team this season. Beginning with the 2020 season, Inspire's brands will be featured on the upper-left shoulder of all editions of the Dream's jerseys, beginning with the Buffalo Wild Wings logo this year. Inspire is a multi-brand restaurant company whose portfolio includes more than 11,100 Arby's, Buffalo Wild Wings, SONIC Drive-In, Rusty Taco, and Jimmy John's locations worldwide.

¹ “#SayHerName Campaign,” The African American Policy Forum,

² “A National Epidemic: Fatal Anti-Transgender Violence in the United States in 2019, Human Rights Campaign

³ “An Overview on Violence Against LGBTQI Persons,” Inter-American Commission on Human Rights,

*Argentina, Bolivia, Brazil, Chile, Colombia, Ecuador, Guatemala, Honduras, Jamaica, Mexico, Nicaragua, Panama, Paraguay, Peru, Suriname, the United States, Uruguay, and Venezuela.

SERIES RECORD

| | |
|-------------------------------|------------------|
| Overall..... | ATL leads, 16-11 |
| at Atlanta | ATL leads, 10-4 |
| at San Antonio/Las Vegas.. | SA/LV leads, 7-6 |
| Current Streak | ATL, W1 |
| at Atlanta | ATL, W1 |
| at San Antonio/Las Vegas..... | LV, W1 |
| Largest Atlanta Win | 26 [6/30/13] |
| Largest SA/LV Win..... | 29 [9/15/13] |

| DATE | H/A | W/L | SCORE |
|---------|-----|-----|------------|
| 6/18/08 | H | L | 66-81 |
| 7/11/08 | A | L | 74-82 |
| 8/6/09 | A | W | 92-84 |
| 8/20/09 | H | W | 93-87 |
| 5/15/10 | A | W | 75-70 |
| 7/13/10 | H | W | 90-83 |
| 6/11/11 | A | L | 74-86 |
| 6/26/11 | H | L | 86-92 |
| 6/8/12 | H | W | 60-57 |
| 7/13/12 | A | L | 70-91 |
| 6/30/13 | H | W | 93-67 |
| 9/15/13 | A | L | 68-97 |
| 5/16/14 | H | W | 79-75 |
| 6/26/14 | A | W | 81-79 |
| 6/11/15 | H | W | 72-69 |
| 7/29/15 | A | L | 85-102 |
| 5/14/16 | A | W | 73-63 (OT) |
| 6/25/16 | A | L | 69-73 |
| 9/13/16 | H | L | 67-71 |
| 5/31/17 | H | W | 77-70 |
| 7/18/17 | H | W | 88-75 |
| 8/12/17 | A | L | 68-84 |
| 6/8/18 | A | W | 87-83 |
| 8/7/18 | H | W | 109-100 |
| 8/19/18 | A | W | 93-78 |
| 6/6/19 | H | L | 69-92 |
| 8/13/19 | A | L | 90-94 |
| 9/5/19 | H | W | 78-74 |

OFFICIAL SCORER'S REPORT
FINAL BOX

Game Duration: 2:00
Attendance: 4023

| | POS | MIN | FG | FGA | 3P | 3PA | FT | FTA | OR | DR | TOT | A | PF | ST | TO | BS | +/- | PTS |
|---------------------|-----------------------------------|--------|-------|-----|------|-----|-------|-----|---------|----|-----|----|--------|----|----|-------|-----|-----|
| 1 Tamara Young | F | 25:28 | 3 | 6 | 0 | 1 | 0 | 0 | 0 | 3 | 3 | 2 | 2 | 1 | 0 | 0 | 0 | 6 |
| 22 A'ja Wilson | F | 36:22 | 6 | 16 | 0 | 0 | 7 | 8 | 2 | 6 | 8 | 3 | 1 | 1 | 3 | 7 | -1 | 19 |
| 8 Liz Cambage | C | 13:20 | 7 | 10 | 0 | 0 | 1 | 3 | 3 | 0 | 3 | 0 | 0 | 0 | 0 | 3 | 4 | 15 |
| 21 Kayla McBride | G | 27:10 | 4 | 11 | 0 | 5 | 0 | 0 | 1 | 2 | 3 | 4 | 1 | 1 | 0 | 0 | 1 | 8 |
| 0 Jackie Young | G | 30:51 | 3 | 7 | 0 | 1 | 3 | 4 | 0 | 3 | 3 | 9 | 1 | 3 | 1 | 0 | -2 | 9 |
| 5 Dearica Hamby | | 22:00 | 3 | 8 | 0 | 1 | 1 | 3 | 0 | 3 | 3 | 0 | 3 | 0 | 2 | 0 | -10 | 7 |
| 10 Kelsey Plum | | 20:48 | 3 | 11 | 1 | 2 | 0 | 1 | 1 | 4 | 5 | 0 | 1 | 2 | 3 | 0 | -5 | 7 |
| 11 Epiphanny Prince | | 07:34 | 0 | 2 | 0 | 2 | 0 | 0 | 1 | 0 | 1 | 0 | 0 | 0 | 0 | 0 | 0 | 0 |
| 14 Sugar Rodgers | | 04:16 | 0 | 1 | 0 | 1 | 0 | 0 | 0 | 1 | 1 | 1 | 2 | 0 | 0 | 1 | -3 | 0 |
| 19 JiSu Park | | 08:18 | 0 | 1 | 0 | 0 | 0 | 0 | 2 | 1 | 3 | 2 | 5 | 0 | 0 | 0 | -1 | 0 |
| 31 Sydney Colson | | 03:53 | 0 | 2 | 0 | 2 | 3 | 4 | 0 | 2 | 2 | 0 | 3 | 1 | 0 | 0 | -3 | 3 |
| 4 Carolyn Swords | DND - Injury/Illness - Concussion | | | | | | | | | | | | | | | | | |
| | | 200:00 | 29 | 75 | 1 | 15 | 15 | 23 | 10 | 25 | 35 | 21 | 19 | 9 | 9 | 11 | -4 | 74 |
| | | | 38.7% | | 6.7% | | 65.2% | | TM REB: | 11 | | | TOT TO | 9 | 10 | (PTS) | | |

[illegible]

| | | | | | |
|-------|----|----|----|----|-------|
| | 1 | 2 | 3 | 4 | FINAL |
| Aces | 25 | 17 | 15 | 17 | 74 |
| DREAM | 20 | 17 | 18 | 23 | 78 |

nactive: Aces -
nactive: Dream -
oints in the Paint: Aces 38 (19/42), DREAM 30 (15/35) Biggest Lead: Aces 9, DREAM 7
nd Chance Points: Aces 13 (4/11), DREAM 15 (6/14) Lead Changes: 1
ast Break Points: Aces 9 (3/8), DREAM 4 (2/2) Times Tied: 1

Technical fouls - Individual
aces (0): NONE
REAM (1): Collen 3:46 3rd

OFFICIAL SCORER'S REPORT
FINAL BOX

Game Duration: 1:57
Attendance: 3532

[illegible]

| | POS | MIN | FG | FGA | 3P | 3PA | FT | FTA | OR | DR | TOT | A | PF | ST | TO | BS | +/- | PTS |
|------------------|------------------------------|--------|-------|-----|----|-----|----|-------|----|-----------|-----|----|---------------------|----|----|----|-----|-----|
| 21 Kayla McBride | F | 33:40 | 7 | 15 | 5 | 7 | 2 | 2 | 0 | 4 | 4 | 2 | 1 | 3 | 0 | 0 | 2 | 21 |
| 5 Dearica Hamby | F | 38:22 | 7 | 13 | 2 | 3 | 7 | 9 | 6 | 10 | 16 | 3 | 4 | 1 | 2 | 0 | 2 | 23 |
| 8 Liz Cambage | C | 32:43 | 5 | 12 | 0 | 0 | 8 | 13 | 2 | 8 | 10 | 6 | 4 | 0 | 1 | 2 | 13 | 18 |
| 10 Kelsey Plum | G | 25:31 | 3 | 4 | 1 | 1 | 2 | 0 | 0 | 0 | 4 | 2 | 1 | 0 | 0 | 0 | 11 | 9 |
| 0 Jackie Young | G | 32:19 | 5 | 13 | 1 | 2 | 6 | 6 | 0 | 4 | 4 | 5 | 1 | 1 | 3 | 2 | 14 | 17 |
| 1 Tamera Young | | 15:05 | 0 | 2 | 0 | 0 | 0 | 0 | 1 | 1 | 2 | 0 | 1 | 1 | 2 | 0 | -6 | 0 |
| 4 Carolyn Swords | | 07:02 | 3 | 5 | 0 | 0 | 0 | 0 | 3 | 2 | 5 | 0 | 1 | 0 | 0 | 0 | -9 | 6 |
| 51 Sydney Colson | | 05:33 | 0 | 1 | 0 | 1 | 0 | 0 | 0 | 0 | 0 | 1 | 1 | 0 | 1 | 0 | -9 | 0 |
| 14 Sugar Rodgers | | 08:07 | 0 | 1 | 0 | 1 | 0 | 0 | 0 | 0 | 0 | 3 | 1 | 2 | 1 | 0 | 0 | 0 |
| 19 JiSu Park | | 01:38 | 0 | 0 | 0 | 0 | 0 | 0 | 0 | 1 | 1 | 0 | 0 | 0 | 0 | 0 | 2 | 0 |
| 31 Jaime Nared | DNP - Coach's decision | | | | | | | | | | | | | | | | | |
| 22 A'ja Wilson | DND - Injury/Illness - Ankle | | | | | | | | | | | | | | | | | |
| | | 200:00 | 30 | 66 | 9 | 15 | 25 | 32 | 12 | 30 | 42 | 24 | 16 | 9 | 12 | 4 | 4 | 94 |
| | | | 45.5% | | | 60% | | 78.1% | | TM REB: 8 | | | TOT TO: 13 (19 PTS) | | | | | |

| | | | | | |
|-----------------|----|----|----|----|-------|
| SCORE BY PERIOD | 1 | 2 | 3 | 4 | FINAL |
| Dream | 24 | 25 | 26 | 15 | 90 |
| ACES | 27 | 16 | 27 | 24 | 94 |

Inactive: Dream -
Inactive: Aces -
Points in the Paint: Dream 20 (10/23), ACES 36 (18/40) Biggest Lead: Dream 6, ACES 13
2nd Chance Points: Dream 14 (5/10), ACES 10 (3/7) Lead Changes: 10
Fast Break Points: Dream 9 (4/10), ACES 4 (2/9) Times Tied: 7

RECENT MEETINGS WITH ACES

JUNE 6, 2019

ATLANTA (AP) Liz Cambage had 15 points, seven rebounds and three assists in her first start for Las Vegas and the Aces beat the Atlanta Dream 92-69 on Thursday night.

Las Vegas scored the first 10 points of the game, held a 19-2 lead, and it was 25-13 at the end of the first quarter after holding Atlanta to 5-of-15 shooting. The Aces led 49-25 at halftime, paced by A'ja Wilson's 11 points, and Dearica Hamby's steal and fast-break layup made it 81-51 early in the fourth quarter.

Hamby finished with 15 points and eight rebounds, Kayla McBride added 13 points, Wilson scored 11 and Kelsey Plum had 10 points, seven rebounds and four assists for Las Vegas (2-2). Rookie Jackie Young had a game-high eight assists.

Brittney Sykes led Atlanta (1-3) with 15 points and Elizabeth Williams reached 800 career rebounds. Tiffany Hayes was held to seven points on 3-of-14 shooting. Atlanta, which swept the three-game series last season, has dropped three in a row for the first time since the 2017 season.

AUGUST 13, 2019

LAS VEGAS (AP) Dearica Hamby had 23 points and 16 rebounds, Liz Cambage added 18 points, 10 rebounds and six assists and the Las Vegas Aces held off the Atlanta Dream 94-90 on Tuesday night.

Kelsey Plum sank a pull-up jumper from the free-throw line with 15.8 seconds left to give Las Vegas a 92-88 lead. Tiffany Hayes was off on a long 3-pointer at the other end and Kayla McBride sealed it at the line.

McBride scored 21 points, with five 3-pointers, for Las Vegas (17-9). Jackie Young chipped in with 17 points and Plum was the lone Aces starter not in double figures with nine.

Atlanta (5-20) has lost 10 straight games, its longest streak since a 4-30 season in 2010.

Jessica Breland scored 18 points and Marie Gulich had her first career double-double with 15 points and 12 rebounds for Atlanta. Hayes was just 2 of 12 from the field for 10 points after setting a career high with 34 on Saturday at Indiana.

SEPTEMBER 5, 2019

ATLANTA (AP) Elizabeth Williams had 20 points, eight rebounds and a career-high eight blocks in the Atlanta Dream's 78-74 victory over the Las Vegas Aces on Thursday night.

The Aces (20-13) gave the Chicago Sky (19-13) a chance to overtake them for the No. 4 seed in the playoffs and a first-round bye. Las Vegas holds the tiebreaker over Chicago and can still wrap up the fourth seed with a win in the season finale Sunday at Phoenix.

A'ja Wilson scored 19 points for Las Vegas.

The Dream (8-25) took their first lead at 63-62 on Marie Gulich's layup with 5:10 left. Renee Montgomery's 3-pointer made it 68-62 and capped a 9-0 run for Atlanta.

Wilson made a pair of free throws to pull the Aces to 76-74 with 23 seconds left, but Alex Bentley answered with a pair of free throws four seconds later and Las Vegas missed its final three shots.

Atlanta avoided securing the worst record in the WNBA this season, although that distinction still looms with either a loss to the New York Liberty in the season finale or a Liberty victory over Indiana on Friday.

ATLANTA DREAM STATS

2020 Records In...

| | |
|-----------------------|-----|
| 1-point games | 0-0 |
| 2-3 point games | 0-0 |
| 4-5 point games | 0-0 |
| 6-7 point games | 0-0 |
| 8-9 point games | 0-0 |
| 10+ point games | 1-0 |

Starting Lineup Records

| | |
|--|-----|
| Carter, Laney, Williams, Stricklen, Billings | 1-0 |
|--|-----|

Record When Starting...

| Player | W-L | Pct. |
|--------------------------|-----|-------|
| Monique Billings | 1-0 | 1.000 |
| Chennedy Carter | 1-0 | 1.000 |
| Betnijah Laney | 1-0 | 1.000 |
| Shekinna Stricklen | 1-0 | 1.000 |
| Elizabeth Williams | 1-0 | 1.000 |

2020 Double Digit Games

| Player | Pts. | Reb. | Ast. | Dble-Dbls |
|--------------------|------|------|------|-----------|
| Monique Billings | 1 | 1 | - | 1 |
| Chennedy Carter | 1 | - | - | - |
| Betnijah Laney | 1 | - | - | - |
| Shekinna Stricklen | 1 | - | - | - |
| Elizabeth Williams | 1 | - | - | - |

2020 Game Leaders

| Led Atlanta In... | Pts. | Reb. | Ast. | Stl. | Blk. |
|-------------------|------|------|------|------|------|
| Monique Billings | 1 | 1 | - | - | 1 |
| Chennedy Carter | - | - | 1 | - | - |
| Betnijah Laney | - | - | - | 1 | - |

2020 Records When...

| | |
|-----------------------------------|-----|
| Leading after the 1st Half | 1-0 |
| Tied after the 1st Half | 0-0 |
| Trailing after the 1st Half | 0-0 |

| | |
|-----------------------|-----|
| Overtime | 0-0 |
| Double Overtime | 0-0 |

| | |
|------------------------------|-----|
| Outrebounding opponent | 1-0 |
| Tied in rebounding | 0-0 |
| Being outrebounded | 0-0 |

| | |
|-------------------------------|-----|
| Shooting at least 50% | 1-0 |
| Shooting between 40-50% | 0-0 |
| Shooting under 40% | 0-0 |

| | |
|--------------------------------------|-----|
| Opponent shoots at least 50% | 0-0 |
| Opponent shoots between 40-50% | 1-0 |
| Opponent shoots under 40% | 0-0 |

| | |
|----------------------------------|-----|
| Scoring 50-59 points | 0-0 |
| Scoring 60-69 points | 0-0 |
| Scoring 70-79 points | 0-0 |
| Scoring 80-89 points | 0-0 |
| Scoring 90-99 points | 0-0 |
| Scoring 100 points or more | 1-0 |

| | |
|-----------------------------------|-----|
| Allowing 50-59 points | 0-0 |
| Allowing 60-69 points | 0-0 |
| Allowing 70-79 points | 0-0 |
| Allowing 80-89 points | 0-0 |
| Allowing 90-99 points | 1-0 |
| Allowing 100 points or more | 0-0 |

| | |
|--------------------------|-----|
| Making more FTs | 1-0 |
| Same number of FTs | 0-0 |
| Making fewer FTs | 0-0 |

| | |
|--------------------------|-----|
| Making more 3Ps | 0-0 |
| Same number of 3Ps | 0-0 |
| Making fewer 3Ps | 1-0 |

| | |
|----------------------------|-----|
| Committing more TOs | 1-0 |
| Same number of TOs | 0-0 |
| Committing fewer TOs | 0-0 |

2019 ATLANTA DREAM OVERALL STATISTICS

| Player | G | GS | MPG | PPG | OREB | DREB | RPG | APG | SPG | BPG | FG% | 3P% | FT% | TO | PF |
|--------------------|---|----|------|------|------|------|------|-----|-----|-----|------|------|------|-----|-----|
| Monique Billings | 1 | 1 | 32.0 | 30.0 | 2.0 | 11.0 | 13.0 | 2.0 | 1.0 | 2.0 | 71.4 | 0.0 | 83.3 | 3.0 | 3.0 |
| Betnijah Laney | 1 | 1 | 34.0 | 19.0 | 0.0 | 2.0 | 2.0 | 3.0 | 2.0 | 0.0 | 42.9 | 50.0 | 83.3 | 6.0 | 4.0 |
| Chennedy Carter | 1 | 1 | 30.0 | 18.0 | 0.0 | 5.0 | 5.0 | 8.0 | 1.0 | 1.0 | 31.3 | 0.0 | 88.9 | 2.0 | 5.0 |
| Elizabeth Williams | 1 | 1 | 34.0 | 17.0 | 2.0 | 5.0 | 7.0 | 1.0 | 1.0 | 1.0 | 100 | 0.0 | 100 | 0.0 | 2.0 |
| Shekinna Stricklen | 1 | 1 | 25.0 | 16.0 | 0.0 | 1.0 | 1.0 | 0.0 | 0.0 | 0.0 | 57.1 | 57.1 | 100 | 0.0 | 2.0 |
| Blake Dietrick | 1 | 0 | 27.0 | 5.0 | 0.0 | 4.0 | 4.0 | 5.0 | 1.0 | 0.0 | 66.7 | 100 | 0.0 | 3.0 | 3.0 |
| Alexis Jones | 1 | 0 | 2.0 | 0.0 | 0.0 | 0.0 | 0.0 | 0.0 | 0.0 | 0.0 | 0.0 | 0.0 | 0.0 | 0.0 | 0.0 |
| Erica McCall | 1 | 0 | 5.0 | 0.0 | 0.0 | 2.0 | 2.0 | 0.0 | 1.0 | 0.0 | 0.0 | 0.0 | 0.0 | 0.0 | 1.0 |
| Jaylyn Agnew | 1 | 0 | 10.0 | 0.0 | 0.0 | 0.0 | 0.0 | 0.0 | 0.0 | 0.0 | 0.0 | 0.0 | 0.0 | 2.0 | 1.0 |
| Brittany Brewer | 0 | 0 | 0.0 | 0.0 | 0.0 | 0.0 | 0.0 | 0.0 | 0.0 | 0.0 | 0.0 | 0.0 | 0.0 | 0.0 | 0.0 |
| Kalani Brown | 0 | 0 | 0.0 | 0.0 | 0.0 | 0.0 | 0.0 | 0.0 | 0.0 | 0.0 | 0.0 | 0.0 | 0.0 | 0.0 | 0.0 |
| Glory Johnson | 0 | 0 | 0.0 | 0.0 | 0.0 | 0.0 | 0.0 | 0.0 | 0.0 | 0.0 | 0.0 | 0.0 | 0.0 | 0.0 | 0.0 |
| Courtney Williams | 0 | 0 | 0.0 | 0.0 | 0.0 | 0.0 | 0.0 | 0.0 | 0.0 | 0.0 | 0.0 | 0.0 | 0.0 | 0.0 | 0.0 |

DREAM SCORING

| Dream Scoring | High | Low |
|---------------|------------------------|------------------------|
| 1st Quarter | 27 (vs. Dallas - 7/26) | 27 (vs. Dallas - 7/26) |
| 2nd Quarter | 26 (vs. Dallas - 7/26) | 26 (vs. Dallas - 7/26) |
| 3rd Quarter | 21 (vs. Dallas - 7/26) | 21 (vs. Dallas - 7/26) |
| 4th Quarter | 31 (vs. Dallas - 7/26) | 31 (vs. Dallas - 7/26) |
| 1st Half | 53 (vs. Dallas - 7/26) | 53 (vs. Dallas - 7/26) |
| 2nd Half | 52 (vs. Dallas - 7/26) | 52 (vs. Dallas - 7/26) |
| 1OT | | |
| 2OT | | |

OPPONENT SCORING

| Opponent Scoring | High | Low |
|------------------|------------------------|------------------------|
| 1st Quarter | 28 (vs. Dallas - 7/26) | 28 (vs. Dallas - 7/26) |
| 2nd Quarter | 21 (vs. Dallas - 7/26) | 21 (vs. Dallas - 7/26) |
| 3rd Quarter | 19 (vs. Dallas - 7/26) | 19 (vs. Dallas - 7/26) |
| 4th Quarter | 27 (vs. Dallas - 7/26) | 27 (vs. Dallas - 7/26) |
| 1st Half | 49 (vs. Dallas - 7/26) | 49 (vs. Dallas - 7/26) |
| 2nd Half | 46 (vs. Dallas - 7/26) | 46 (vs. Dallas - 7/26) |
| 1OT | | |
| 2OT | | |

2020 TEAM HIGHS AND LOWS

Dream Highs

| | | |
|--------------------|------|-------------------|
| Points | 105 | vs. Dallas - 7/26 |
| Scoring Margin | +10 | vs. Dallas - 7/26 |
| Field Goals Made | 34 | vs. Dallas - 7/26 |
| Field Goals Att. | 62 | vs. Dallas - 7/26 |
| Field Goal Pct. | 54.8 | vs. Dallas - 7/26 |
| 3-Point FGs Made | 7 | vs. Dallas - 7/26 |
| 3-Point FGs Att. | 17 | vs. Dallas - 7/26 |
| 3-Point FG Pct. | 41.2 | vs. Dallas - 7/26 |
| Free Throws Made | 30 | vs. Dallas - 7/26 |
| Free Throws Att. | 34 | vs. Dallas - 7/26 |
| Free Throw Pct. | 88.2 | vs. Dallas - 7/26 |
| Offensive Rebounds | 4 | vs. Dallas - 7/26 |
| Defensive Rebounds | 30 | vs. Dallas - 7/26 |
| Total Rebounds | 34 | vs. Dallas - 7/26 |
| Assists | 19 | vs. Dallas - 7/26 |
| Steals | 7 | vs. Dallas - 7/26 |
| Turnovers | 17 | vs. Dallas - 7/26 |
| Blocked Shots | 4 | vs. Dallas - 7/26 |
| Personal Fouls | 21 | vs. Dallas - 7/26 |

Dream Lows

| | | |
|--------------------|------|-------------------|
| Points | 105 | vs. Dallas - 7/26 |
| Scoring Margin | +10 | vs. Dallas - 7/26 |
| Field Goals Made | 34 | vs. Dallas - 7/26 |
| Field Goals Att. | 62 | vs. Dallas - 7/26 |
| Field Goal Pct. | 54.8 | vs. Dallas - 7/26 |
| 3-Point FGs Made | 7 | vs. Dallas - 7/26 |
| 3-Point FGs Att. | 17 | vs. Dallas - 7/26 |
| 3-Point FG Pct. | 41.2 | vs. Dallas - 7/26 |
| Free Throws Made | 30 | vs. Dallas - 7/26 |
| Free Throws Att. | 34 | vs. Dallas - 7/26 |
| Free Throw Pct. | 88.2 | vs. Dallas - 7/26 |
| Offensive Rebounds | 4 | vs. Dallas - 7/26 |
| Defensive Rebounds | 30 | vs. Dallas - 7/26 |
| Total Rebounds | 34 | vs. Dallas - 7/26 |
| Assists | 19 | vs. Dallas - 7/26 |
| Steals | 7 | vs. Dallas - 7/26 |
| Turnovers | 17 | vs. Dallas - 7/26 |
| Blocked Shots | 4 | vs. Dallas - 7/26 |
| Personal Fouls | 21 | vs. Dallas - 7/26 |

2020 OPPONENT HIGHS AND LOWS

Opponent Highs

| | | |
|--------------------|------|-------------------|
| Points | 95 | vs. Dallas - 7/26 |
| Scoring Margin | -10 | vs. Dallas - 7/26 |
| Field Goals Made | 34 | vs. Dallas - 7/26 |
| Field Goals Att. | 78 | vs. Dallas - 7/26 |
| Field Goal Pct. | 43.6 | vs. Dallas - 7/26 |
| 3-Point FGs Made | 13 | vs. Dallas - 7/26 |
| 3-Point FGs Att. | 28 | vs. Dallas - 7/26 |
| 3-Point FG Pct. | 46.4 | vs. Dallas - 7/26 |
| Free Throws Made | 14 | vs. Dallas - 7/26 |
| Free Throws Att. | 20 | vs. Dallas - 7/26 |
| Free Throw Pct. | 70 | vs. Dallas - 7/26 |
| Offensive Rebounds | 8 | vs. Dallas - 7/26 |
| Defensive Rebounds | 21 | vs. Dallas - 7/26 |
| Total Rebounds | 29 | vs. Dallas - 7/26 |
| Assists | 17 | vs. Dallas - 7/26 |
| Steals | 11 | vs. Dallas - 7/26 |
| Turnovers | 13 | vs. Dallas - 7/26 |
| Blocked Shots | 1 | vs. Dallas - 7/26 |
| Personal Fouls | 27 | vs. Dallas - 7/26 |

Opponent Lows

| | | |
|--------------------|------|-------------------|
| Points | 95 | vs. Dallas - 7/26 |
| Scoring Margin | -10 | vs. Dallas - 7/26 |
| Field Goals Made | 34 | vs. Dallas - 7/26 |
| Field Goals Att. | 78 | vs. Dallas - 7/26 |
| Field Goal Pct. | 43.6 | vs. Dallas - 7/26 |
| 3-Point FGs Made | 13 | vs. Dallas - 7/26 |
| 3-Point FGs Att. | 28 | vs. Dallas - 7/26 |
| 3-Point FG Pct. | 46.4 | vs. Dallas - 7/26 |
| Free Throws Made | 14 | vs. Dallas - 7/26 |
| Free Throws Att. | 20 | vs. Dallas - 7/26 |
| Free Throw Pct. | 70 | vs. Dallas - 7/26 |
| Offensive Rebounds | 8 | vs. Dallas - 7/26 |
| Defensive Rebounds | 21 | vs. Dallas - 7/26 |
| Total Rebounds | 29 | vs. Dallas - 7/26 |
| Assists | 17 | vs. Dallas - 7/26 |
| Steals | 11 | vs. Dallas - 7/26 |
| Turnovers | 13 | vs. Dallas - 7/26 |
| Blocked Shots | 1 | vs. Dallas - 7/26 |
| Personal Fouls | 27 | vs. Dallas - 7/26 |

2020 GAME-BY-GAME COMPARISON

| | TEAM | FG | FGA | FG% | 3P | 3PA | 3P% | FT | FTA | FT% | OR | DR | TOT | A | PF | ST | TO | BS | PT |
|------|-------|----|-----|------|----|-----|------|----|-----|------|----|----|-----|----|----|----|----|----|-----|
| 7/26 | WINGS | 34 | 78 | 43.6 | 13 | 28 | 46.4 | 14 | 20 | 70.0 | 8 | 21 | 29 | 17 | 27 | 11 | 13 | 1 | 95 |
| | DREAM | 34 | 62 | 54.8 | 7 | 17 | 41.2 | 30 | 34 | 88.2 | 4 | 30 | 34 | 19 | 21 | 7 | 17 | 4 | 105 |
| 7/29 | DREAM | | | | | | | | | | | | | | | | | | |
| | ACES | | | | | | | | | | | | | | | | | | |

2020 GAME-BY-GAME COMPARISON

| Dream Highs | | | Opponent Highs | | |
|--------------------------------------|------------------|----|--------------------------------------|------------------|----|
| Points | | | Points | | |
| Monique Billings | vs. Dallas, 7/26 | 30 | Arike Ogunbowale | vs. Dallas, 7/26 | 19 |
| Minutes | | | Minutes | | |
| Elizabeth Williams | vs. Dallas, 7/26 | 34 | Arike Ogunbowale | vs. Dallas, 7/26 | 32 |
| Field Goals Made | | | Field Goals Made | | |
| Monique Billings | vs. Dallas, 7/26 | 10 | Isabelle Harrison | vs. Dallas, 7/26 | 8 |
| Field Goals Attempted | | | Field Goals Attempted | | |
| Monique Billings | vs. Dallas, 7/26 | 14 | Arike Ogunbowale | vs. Dallas, 7/26 | 21 |
| 3-Point Field Goals Made | | | 3-Point Field Goals Made | | |
| Shekinna Stricklen | vs. Dallas, 7/26 | 4 | Arike Ogunbowale | vs. Dallas, 7/26 | 3 |
| | | | Allisha Gray | vs. Dallas, 7/26 | 3 |
| 3-Point Field Goals Attempted | | | Tyasha Harris | vs. Dallas, 7/26 | 3 |
| Shekinna Stricklen | vs. Dallas, 7/26 | 7 | | | |
| Free Throws Made | | | 3-Point Field Goals Attempted | | |
| Monique Billings | vs. Dallas, 7/26 | 10 | Arike Ogunbowale | vs. Dallas, 7/26 | 8 |
| Free Throws Attempted | | | Free Throws Made | | |
| Monique Billings | vs. Dallas, 7/26 | 12 | Allisha Gray | vs. Dallas, 7/26 | 6 |
| Rebounds | | | Free Throws Attempted | | |
| Monique Billings | vs. Dallas, 7/26 | 13 | Allisha Gray | vs. Dallas, 7/26 | 7 |
| Assists | | | Rebounds | | |
| Chennedy Carter | vs. Dallas, 7/26 | 8 | Isabelle Harrison | vs. Dallas, 7/26 | 11 |
| Steals | | | Assists | | |
| Betnijah Laney | vs. Dallas, 7/26 | 2 | Satou Sabally | vs. Dallas, 7/26 | 4 |
| | | | Tyasha Harris | vs. Dallas, 7/26 | 4 |
| Turnovers | | | Steals | | |
| Betnijah Laney | vs. Dallas, 7/26 | 6 | Allisha Gray | vs. Dallas, 7/26 | 3 |
| Blocked Shots | | | Turnovers | | |
| Monique Billings | vs. Dallas, 7/26 | 2 | Satou Sabally | vs. Dallas, 7/26 | 4 |
| | | | Blocked Shots | | |
| | | | Astou Ndour | vs. Dallas, 7/26 | 1 |

| Team | Home | Away | OVR (PCT.) | Team | Home | Away | OVR (PCT.) |
|--------------|------|------|-------------|------|------|------|------------|
| Dallas (1-0) | 1-0 | 0-0 | 1-0 (1.000) | | | | |

[illegible]

| Day | Home | Away | OVR (PCT.) | Month | Home | Away | OVR (PCT.) |
|--------|------|------|-------------|-------|------|------|-------------|
| Sunday | 1-0 | 0-0 | 1-0 (1.000) | July | 1-0 | 0-0 | 1-0 (1.000) |

| | | Dream Bench Pts | Dream Largest Deficit | Dream Pts the Paint | Dream 2nd Chance Pts | Dream Fast Break Pts | Dream Pts off TO's | | Opp Bench Pts | Opp Largest Deficit | Opp Pts in the Paint | Opp 2nd Chance Pts | Opp Fast Break Pts | Opp Pts off TO's |
|------|------------|-----------------|-----------------------|---------------------|----------------------|----------------------|--------------------|--|---------------|---------------------|----------------------|--------------------|--------------------|------------------|
| 7/26 | vs. Dallas | 5 | 7 | 44 | 14 | 6 | 19 | | 35 | 12 | 34 | 12 | 4 | 27 |



#5 JAYLYN AGNEW F • 5-11 • 152 • R • Creighton

2019-20 Highlights at Creighton:

- » Became the first Bluejay drafted into the WNBA when she was selected 24th overall by the Washington Mystics in the 2020 WNBA Draft
- » 2020 BIG EAST Player of the Year
- » Led the nation at the charity stripe in her redshirt senior season, making 76 of 80 free throws for an NCAA-high 95.0 shooting percentage
- » Claimed the BIG EAST scoring title in 2019-20 with the highest average (23.1) since former Atlanta Dream forward Angel McCoughtry's 26.6 points per game with Louisville in 2008-09

AGNEW 2020 GAME-BY-GAME

| Date | Opp | GS | MP | FGM-A | 3PM-A | FTM-A | OREB | DREB | REB | AST | PF | STL | TO | BS | PTS |
|------|-----|----|----|-------|-------|-------|------|------|-----|-----|----|-----|----|----|-----|
| 7/26 | DAL | | 10 | 0-0 | 0-0 | 0-0 | 0 | 0 | 0 | 0 | 1 | 0 | 2 | 0 | 0 |

SEASON/CAREER HIGHS

| | |
|-------------------------|--------------|
| Points (2020) | |
| Points (Career) | |
| FG Made (2020) | |
| FG Made (Career) | |
| FG Attempted (2020) | |
| FG Attempted (Career) | |
| FT Made (2020) | |
| FT Made (Career) | |
| FT Attempted (2020) | |
| FT Attempted (Career) | |
| 3PT FG Made (2020) | |
| 3PT FG Made (Career) | |
| 3PT FG Attempt. (2020) | |
| 3PT FG Att. (Career) | |
| Off. Rebounds (2020) | |
| Off. Rebounds (Career) | |
| Def. Rebounds (2020) | |
| Def. Rebounds (Career) | |
| Total Rebounds (2020) | |
| Total Rebounds (Career) | |
| Assists (2020) | |
| Assists (Career) | |
| Blocks (2020) | |
| Blocks (Career) | |
| Steals (2020) | |
| Steals (Career) | |
| Minutes (2020) | 10 (7/26) |
| Minutes (Career) | 10 (7/26/20) |
| Double-Doubles (2020) | |
| Double-Doubles (Career) | |



#25 MONIQUE BILLINGS F • 6-4 • 192 • 2 yrs • UCLA

2020 Highlights with Atlanta:

» Started off the 2020 season with a career night against Dallas (7/26), leading the team with 30 points and 13 rebounds for her second career double-double. Her 30 points led all scorers in the league opening weekend. The last Dream player to register at least 30 points was Tiffany Hayes on August 10, 2019 at Indiana.

BILLINGS 2020 GAME-BY-GAME

| Date | Opp | GS | MP | FGM-A | 3PM-A | FTM-A | OREB | DREB | REB | AST | PF | STL | TO | BS | PTS |
|------|-----|----|----|--------------|-------|--------------|----------|-----------|-----------|-----|----|-----|----|----------|-----------|
| 7/26 | DAL | * | 32 | 10-14 | 0-0 | 10-12 | 2 | 11 | 13 | 2 | 3 | 1 | 3 | 2 | 30 |
| 7/29 | LVA | | | | | | | | | | | | | | |

SEASON/CAREER HIGHS

| | |
|-------------------------|--------------|
| Points (2020) | 30 (7/26) |
| Points (Career) | 30 (7/26/20) |
| FG Made (2020) | 10 (7/26) |
| FG Made (Career) | 10 (7/26/20) |
| FG Attempted (2020) | 14 (7/26) |
| FG Attempted (Career) | 14 (2 times) |
| FT Made (2020) | 10 (7/26) |
| FT Made (Career) | 10 (7/26/20) |
| FT Attempted (2020) | 12 (7/26) |
| FT Attempted (Career) | 12 (7/26/20) |
| 3PT FG Made (2020) | NONE |
| 3PT FG Made (Career) | NONE |
| 3PT FG Attempt. (2020) | NONE |
| 3PT FG Att. (Career) | NONE |
| Off. Rebounds (2020) | 2 (7/26) |
| Off. Rebounds (Career) | 9 (7/14/19) |
| Def. Rebounds (2020) | 11 (7/26) |
| Def. Rebounds (Career) | 12 (9/5/19) |
| Total Rebounds (2020) | 13 (7/26) |
| Total Rebounds (Career) | 16 (7/14/19) |
| Assists (2020) | 2 (7/26) |
| Assists (Career) | 2 (6 times) |
| Blocks (2020) | 2 (7/26) |
| Blocks (Career) | 3 (8/20/19) |
| Steals (2020) | 1 (7/26) |
| Steals (Career) | 2 (6 times) |
| Minutes (2020) | 32 (7/26) |
| Minutes (Career) | 32 (7/26/20) |

BOLD = led team

BILLINGS CAREER

| Season | Team | G | GS | MIN | FGM-A | 3PM-A | FTM-A | OR | DR | TOT | AST | STL | BS | TO | PF | PTS |
|--------|------|----|----|-----|---------|-------|--------|-----|-----|-----|-----|-----|----|----|-----|-----------|
| 2018 | ATL | 32 | 0 | 353 | 41-93 | 0-0 | 24-32 | 37 | 51 | 88 | 12 | 14 | 1 | 14 | 37 | 106 |
| 2019 | ATL | 29 | 2 | 553 | 56-144 | 1-1 | 47-60 | 61 | 140 | 201 | 16 | 17 | 12 | 46 | 66 | 160 |
| 2020 | ATL | 1 | 1 | 32 | 10-14 | 0-0 | 10-12 | 2 | 11 | 13 | 2 | 1 | 2 | 3 | 3 | 30 |
| Career | | 62 | 3 | 938 | 107-251 | 1-1 | 81-104 | 100 | 202 | 302 | 30 | 32 | 15 | 62 | 106 | 296 |

| | |
|-------------------------|----------|
| Double-Doubles (2020) | 1 (7/26) |
| Double-Doubles (Career) | 2 |



#20 BRITTANY BREWER F · 6-5 · 182 · R · Texas Tech

2019-20 Highlights at Texas Tech:

- » First Lady Raider drafted into the WNBA in 14 years
- » All American Honorable Mention and All-Big 12 First Team in 2019-20
- » One of the “Final Five” contestants for the Lisa Leslie Award for the nation’s top center ...
- » Finished as the only D-I player to average at least 15 points, 10 rebounds and four blocks per game in 2019-20
- » First Lady Raider to record a triple-double in 22 years in 2019, scoring 12 points with 14 rebounds and an NCAA-record-tying 16 blocks against Louisiana-Monroe on December 22.


BREWER 2020 GAME-BY-GAME

| Date | Opp | GS | MP | FGM-A | 3PM-A | FTM-A | OREB | DREB | REB | AST | PF | STL | TO | BS | PTS |
|------|-----|----|----|-------|-------|-------|------|------|-----|-----|----|-----|----|----|-----|
| 7/26 | DAL | | | | | | | | | | | | | | |
| 7/29 | LVA | | | | | | | | | | | | | | |

DID NOT PLAY

SEASON/CAREER HIGHS

| |
|-------------------------|
| Points (2020) |
| Points (Career) |
| FG Made (2020) |
| FG Made (Career) |
| FG Attempted (2020) |
| FG Attempted (Career) |
| FT Made (2020) |
| FT Made (Career) |
| FT Attempted (2020) |
| FT Attempted (Career) |
| 3PT FG Made (2020) |
| 3PT FG Made (Career) |
| 3PT FG Attempt. (2020) |
| 3PT FG Att. (Career) |
| Off. Rebounds (2020) |
| Off. Rebounds (Career) |
| Def. Rebounds (2020) |
| Def. Rebounds (Career) |
| Total Rebounds (2020) |
| Total Rebounds (Career) |
| Assists (2020) |
| Assists (Career) |
| Blocks (2020) |
| Blocks (Career) |
| Steals (2020) |
| Steals (Career) |
| Minutes (2020) |
| Minutes (Career) |
| Double-Doubles (2020) |
| Double-Doubles (Career) |



#22 HALANI BROWN C · 6-7 · 245 · 1 yr · Baylor

Kalani Brown – kuh-LAH-nee

2019 Highlights with Los Angeles:

- » Appeared in 28 games and contributed 144 total points
- » Averaged 5.1 points, 3.5 rebounds, 0.6 assists in 13.5 minutes per game
- » Shot 47.8% from the field
- » Scored 12 points against Las Vegas (June 27) and Atlanta (July 14)
- » Grabbed eight rebounds against Atlanta on July 14

BROWN 2020 GAME-BY-GAME

| Date | Opp | GS | MP | FGM-A | 3PM-A | FTM-A | OREB | DREB | REB | AST | PF | STL | TO | BS | PTS |
|------|-----|----|----|-------|-------|-------|------|------|-----|-----|----|-----|----|----|-----|
| 7/26 | DAL | | | | | | | | | | | | | | |
| 7/29 | LVA | | | | | | | | | | | | | | |

DID NOT PLAY

SEASON/CAREER HIGHS

| | |
|-------------------------|--------------|
| Points [2020] | |
| Points [Career] | 12 (2 times) |
| FG Made [2020] | |
| FG Made [Career] | 6 (7/14/19) |
| FG Attempted [2020] | |
| FG Attempted [Career] | 10 (2 times) |
| FT Made [2020] | |
| FT Made [Career] | 4 (2 times) |
| FT Attempted [2020] | |
| FT Attempted [Career] | 6 (8/22/19) |
| 3PT FG Made [2020] | |
| 3PT FG Made [Career] | N/A |
| 3PT FG Attempt. [2020] | |
| 3PT FG Att. [Career] | 1 (9/8/19) |
| Off. Rebounds [2020] | |
| Off. Rebounds [Career] | 3 (4 times) |
| Def. Rebounds [2020] | |
| Def. Rebounds [Career] | 6 (7/14/19) |
| Total Rebounds [2020] | |
| Total Rebounds [Career] | 8 (7/14/19) |
| Assists [2020] | |
| Assists [Career] | 2 (2 times) |
| Blocks [2020] | |
| Blocks [Career] | 3 (6/30/19) |
| Steals [2020] | |
| Steals [Career] | 2 (9/8/19) |
| Minutes [2020] | |
| Minutes [Career] | 23 (6/27/19) |
| Double-Doubles [2020] | |
| Double-Doubles [Career] | NONE |

BROWN CAREER

| Season | Team | G | GS | MIN | FGM-A | 3PM-A | FTM-A | OR | DR | TOT | AST | STL | BS | TO | PF | PTS |
|--------|------|----|----|-----|----------|-------|---------|----|----|-----|-----|-----|----|----|----|-----|
| 2019 | LAS | 28 | 0 | 377 | 54 - 113 | 0 - 1 | 36 - 46 | 34 | 64 | 98 | 17 | 9 | 22 | 29 | 47 | 144 |
| Career | | 28 | 0 | 377 | 54 - 113 | 0 - 1 | 36 - 46 | 34 | 64 | 98 | 17 | 9 | 22 | 29 | 47 | 144 |



#3 CHENNEDY CARTER

G · 5-9 · 143 · R · Texas A&M

Chennedy Carter - Kennedy

2020 Highlights:

» Started and put up 18 points with 8 assists and 5 defensive boards in her pro debut against Dallas [7/26].

CARTER 2020 GAME-BY-GAME

| Date | Opp | GS | MP | FGM-A | 3PM-A | FTM-A | OREB | DREB | REB | AST | PF | STL | TO | BS | PTS |
|------|-----|----|----|-------------|-------|-------|------|------|-----|----------|----|-----|----|----|-----|
| 7/26 | DAL | * | 30 | 5-16 | 0-4 | 8-9 | 0 | 5 | 5 | 8 | 5 | 1 | 2 | 1 | 18 |
| 7/29 | LVA | | | | | | | | | | | | | | |

SEASON/CAREER HIGHS

| | |
|-------------------------|--------------|
| Points [2020] | 18 [7/26] |
| Points [Career] | 18 [7/26/20] |
| FG Made [2020] | 5 [7/26] |
| FG Made [Career] | 5 [7/26/20] |
| FG Attempted [2020] | 16 [7/26] |
| FG Attempted [Career] | 16 [7/26/20] |
| FT Made [2020] | 8 [7/26] |
| FT Made [Career] | 8 [7/26/20] |
| FT Attempted [2020] | 9 [7/26] |
| FT Attempted [Career] | 9 [7/26/20] |
| 3PT FG Made [2020] | N/A |
| 3PT FG Made [Career] | N/A |
| 3PT FG Attempt. [2020] | 4 [7/26] |
| 3PT FG Att. [Career] | 4 [7/26/20] |
| Off. Rebounds [2020] | N/A |
| Off. Rebounds [Career] | N/A |
| Def. Rebounds [2020] | 5 [7/26] |
| Def. Rebounds [Career] | 5 [7/26/20] |
| Total Rebounds [2020] | 5 [7/26] |
| Total Rebounds [Career] | 5 [7/26/20] |
| Assists [2020] | 8 [7/26] |
| Assists [Career] | 8 [7/26/20] |
| Blocks [2020] | 1 [7/26] |
| Blocks [Career] | 1 [7/26/20] |
| Steals [2020] | 1 [7/26] |
| Steals [Career] | 1 [7/26/20] |
| Minutes [2020] | 30 [7/26] |
| Minutes [Career] | 30 [7/26/20] |
| Double-Doubles [2020] | |
| Double-Doubles [Career] | |

BOLD = led team

CARTER CAREER

| Season Team | G | GS | MIN | FGM-A | 3PM-A | FTM-A | OR | DR | TOT | AST | STL | BS | TO | PF | PTS |
|-------------|---|----|-----|-------|-------|-------|----|----|-----|-----|-----|----|----|----|-----|
| 2020 ATL | 1 | 1 | 30 | 5-16 | 0-4 | 8-9 | 0 | 5 | 5 | 8 | 1 | 1 | 2 | 5 | 18 |
| Career | 1 | 1 | 30 | 5-16 | 0-4 | 8-9 | 0 | 5 | 5 | 8 | 1 | 1 | 2 | 5 | 18 |



#11 BLAKE DIETRICK G · 5-10 · 169 · 3 yrs · Princeton

Blake **Dietrick** - dee-TRICK

2020 Highlights:

» Pulled down a career-high five rebounds (four defensive) in a career-best 27 minutes against Dallas (7/26)

DIETRICK 2020 GAME-BY-GAME


| Date | Opp | GS | MP | FGM-A | 3PM-A | FTM-A | OREB | DREB | REB | AST | PF | STL | TO | BS | PTS |
|------|-----|----|----|-------|-------|-------|------|------|-----|-----|----|-----|----|----|-----|
| 7/26 | DAL | | 27 | 2-3 | 1-1 | 0-0 | 0 | 4 | 4 | 5 | 3 | 1 | 3 | 0 | 5 |
| 7/29 | LVA | | | | | | | | | | | | | | |

SEASON/CAREER HIGHS

| | |
|-------------------------|--------------|
| Points (2020) | 5 (7/26) |
| Points (Career) | 12 (6/27/18) |
| FG Made (2020) | 2 (7/26) |
| FG Made (Career) | 4 (6/27/18) |
| FG Attempted (2020) | 3 (7/26) |
| FG Attempted (Career) | 7 (6/27/18) |
| FT Made (2020) | N/A |
| FT Made (Career) | 3 (6/27/18) |
| FT Attempted (2020) | N/A |
| FT Attempted (Career) | 4 (7/12/19) |
| 3PT FG Made (2020) | 1 (7/26) |
| 3PT FG Made (Career) | 3 (6/27/18) |
| 3PT FG Attempt. (2020) | 1 (7/26) |
| 3PT FG Att. (Career) | 5 (6/19/18) |
| Off. Rebounds (2020) | N/A |
| Off. Rebounds (Career) | 1 (3 times) |
| Def. Rebounds (2020) | 4 (7/26) |
| Def. Rebounds (Career) | 4 (7/26/20) |
| Total Rebounds (2020) | 4 (7/26) |
| Total Rebounds (Career) | 4 (2 times) |
| Assists (2020) | 5 (7/26) |
| Assists (Career) | 5 (7/26/20) |
| Blocks (2020) | N/A |
| Blocks (Career) | 1 (2 times) |
| Steals (2020) | 1 (7/26) |
| Steals (Career) | 2 (7/8/18) |
| Minutes (2020) | 27 (7/26) |
| Minutes (Career) | 27 (7/26/20) |
| Double-Doubles (2020) | |
| Double-Doubles (Career) | NONE |

DIETRICK CAREER

| Season | Team | G | GS | MIN | FGM-A | 3PM-A | FTM-A | OR | DR | TOT | AST | STL | BS | TO | PF | PTS |
|--------|------|----|----|-----|-------|-------|-------|----|----|-----|-----|-----|----|----|----|-----|
| 2016 | TOT | 3 | 0 | 14 | 1-2 | 0-1 | 2-2 | 0 | 3 | 3 | 0 | 0 | 0 | 1 | 1 | 4 |
| 2018 | ATL | 26 | 0 | 186 | 12-35 | 9-23 | 4-6 | 2 | 12 | 14 | 11 | 7 | 0 | 12 | 21 | 37 |
| 2019 | SEA | 17 | 1 | 106 | 1-10 | 0-6 | 4-6 | 1 | 9 | 10 | 16 | 3 | 2 | 10 | 14 | 6 |
| 2020 | ATL | 1 | 0 | 27 | 2-3 | 1-1 | 0-0 | 0 | 4 | 4 | 5 | 1 | 0 | 3 | 3 | 5 |
| Career | | 47 | 1 | 333 | 16-50 | 10-31 | 10-14 | 3 | 28 | 31 | 32 | 11 | 2 | 26 | 39 | 52 |



#0 GLORY JOHNSON F • 6-3 • 170 • 7 yrs • Tennessee

2019 Highlights with Dallas:

- » Has scored at least 200 points in all of her seven seasons.
- » Set a career-high with 35 threes made.
- » She recorded a season-high 20 points versus PHX (8/10) and WAS (8/31).
- » Grabbed her season-high 9 rebounds 4 times this season.
- » Passed the 1,500 rebounding mark for her career and the 100 block mark.

JOHNSON 2020 GAME-BY-GAME

| Date | Opp | GS | MP | FGM-A | 3PM-A | FTM-A | OREB | DREB | REB | AST | PF | STL | TO | BS | PTS |
|------|-----|----|----|-------|-------|-------|------|------|-----|-----|----|-----|----|----|-----|
| 7/26 | DAL | | | | | | | | | | | | | | |
| 7/29 | LVA | | | | | | | | | | | | | | |

DID NOT PLAY

SEASON/CAREER HIGHS

| | |
|-------------------------|--------------|
| Points (2020) | |
| Points (Career) | 32 (6/16/13) |
| FG Made (2020) | |
| FG Made (Career) | 12 (6/16/13) |
| FG Attempted (2020) | |
| FG Attempted (Career) | 12 (6/16/13) |
| FT Made (2020) | |
| FT Made (Career) | 14 (7/12/12) |
| FT Attempted (2020) | |
| FT Attempted (Career) | 15 (7/12/12) |
| 3PT FG Made (2020) | |
| 3PT FG Made (Career) | 6 (8/31/19) |
| 3PT FG Attempt. (2020) | |
| 3PT FG Att. (Career) | 11 (8/31/19) |
| Off. Rebounds (2020) | |
| Off. Rebounds (Career) | 12 (6/16/13) |
| Def. Rebounds (2020) | |
| Def. Rebounds (Career) | 13 (2 times) |
| Total Rebounds (2020) | |
| Total Rebounds (Career) | 22 (6/16/13) |
| Assists (2020) | |
| Assists (Career) | 5 (4 times) |
| Blocks (2020) | |
| Blocks (Career) | 3 (4 times) |
| Steals (2020) | |
| Steals (Career) | 5 (5 times) |
| Minutes (2020) | |
| Minutes (Career) | 42 (8/25/13) |
| Double-Doubles (2020) | |
| Double-Doubles (Career) | NONE |

JOHNSON CAREER

| Season | Team | G | GS | MIN | FGM-A | 3PM-A | FTM-A | OR | DR | TOT | AST | STL | BS | TO | PF | PTS |
|--------|------|-----|-----|------|------------|----------|-----------|-----|------|------|-----|-----|-----|-----|-----|------|
| 2012 | TUL | 34 | 28 | 958 | 131 - 272 | 0 - 0 | 130 - 192 | 95 | 137 | 232 | 38 | 73 | 20 | 71 | 103 | 392 |
| 2013 | TUL | 29 | 28 | 875 | 152 - 341 | 1 - 3 | 130 - 174 | 95 | 163 | 258 | 33 | 30 | 12 | 60 | 71 | 435 |
| 2014 | TUL | 33 | 33 | 1070 | 173 - 385 | 0 - 3 | 139 - 183 | 95 | 210 | 305 | 46 | 45 | 13 | 87 | 107 | 485 |
| 2016 | DAL | 18 | 6 | 502 | 72 - 163 | 4 - 14 | 55 - 73 | 48 | 113 | 161 | 23 | 17 | 11 | 26 | 39 | 203 |
| 2017 | DAL | 33 | 33 | 1022 | 187 - 403 | 21 - 67 | 98 - 128 | 79 | 221 | 300 | 53 | 41 | 13 | 73 | 97 | 493 |
| 2018 | DAL | 29 | 17 | 652 | 85 - 204 | 17 - 54 | 46 - 59 | 47 | 126 | 173 | 39 | 29 | 14 | 39 | 61 | 233 |
| 2019 | DAL | 28 | 19 | 676 | 78 - 214 | 35 - 103 | 14 - 24 | 27 | 117 | 144 | 39 | 39 | 18 | 28 | 45 | 205 |
| Career | | 204 | 164 | 5756 | 878 - 1982 | 78 - 244 | 612 - 833 | 486 | 1087 | 1573 | 271 | 274 | 101 | 384 | 523 | 2446 |



#7 ALEXIS JONES G · 5-9 · 167 · 3 yrs · Baylor

2020 Highlights:

- » Made her first appearance with the Dream on July 26 against Dallas

JONES 2020 GAME-BY-GAME

| Date | Opp | GS | MP | FGM-A | 3PM-A | FTM-A | OREB | DREB | REB | AST | PF | STL | TO | BS | PTS |
|------|-----|----|----|-------|-------|-------|------|------|-----|-----|----|-----|----|----|-----|
| 7/26 | DAL | | 2 | 0-1 | 0-1 | 0-0 | 0 | 0 | 0 | 0 | 0 | 0 | 0 | 0 | 0 |
| 7/29 | LVA | | | | | | | | | | | | | | |

SEASON/CAREER HIGHS

| | |
|-------------------------|--------------|
| Points (2020) | |
| Points (Career) | 15 (8/20/19) |
| FG Made (2020) | |
| FG Made (Career) | 5 (8/20/19) |
| FG Attempted (2020) | 1 (7/26) |
| FG Attempted (Career) | 9 (4 times) |
| FT Made (2020) | |
| FT Made (Career) | 3 (2 times) |
| FT Attempted (2020) | |
| FT Attempted (Career) | 4 (2 times) |
| 3PT FG Made (2020) | |
| 3PT FG Made (Career) | 3 (3 times) |
| 3PT FG Attempt. (2020) | |
| 3PT FG Att. (Career) | 6 (3 times) |
| Off. Rebounds (2020) | |
| Off. Rebounds (Career) | 1 (11 times) |
| Def. Rebounds (2020) | |
| Def. Rebounds (Career) | 3 (6 times) |
| Total Rebounds (2020) | |
| Total Rebounds (Career) | 4 (2 times) |
| Assists (2020) | |
| Assists (Career) | 5 (9/1/17) |
| Blocks (2020) | |
| Blocks (Career) | 1 (6 times) |
| Steals (2020) | |
| Steals (Career) | 3 (8/18/17) |
| Minutes (2020) | 2 (7/26) |
| Minutes (Career) | 28 (6/3/18) |
| Double-Doubles (2020) | |
| Double-Doubles (Career) | NONE |

JONES CAREER

| Season | Team | G | GS | MIN | FGM-A | 3PM-A | FTM-A | OR | DR | TOT | AST | STL | BS | TO | PF | PTS |
|--------|------|----|----|-----|----------|----------|---------|----|----|-----|-----|-----|----|----|----|-----|
| 2017 | MIN | 29 | 0 | 211 | 26 - 76 | 11 - 29 | 12 - 14 | 4 | 18 | 22 | 23 | 8 | 0 | 21 | 23 | 75 |
| 2018 | MIN | 26 | 0 | 229 | 32 - 91 | 16 - 50 | 6 - 8 | 5 | 18 | 23 | 18 | 3 | 2 | 17 | 26 | 86 |
| 2019 | LAS | 20 | 1 | 243 | 28 - 70 | 11 - 33 | 12 - 15 | 2 | 20 | 22 | 36 | 6 | 4 | 27 | 29 | 79 |
| 2020 | ATL | 1 | 0 | 2 | 0 - 1 | 0 - 1 | 0 - 0 | 0 | 0 | 0 | 0 | 0 | 0 | 0 | 0 | 0 |
| Career | | 76 | 1 | 685 | 86 - 238 | 38 - 113 | 30 - 37 | 11 | 56 | 67 | 77 | 17 | 6 | 65 | 78 | 240 |



#44 BETNIJAH LANEY

Betnijah Laney - buh-NIGH-jah

2020 Highlights:

» Started and set career high records with 19 points, 6 made field goals and 14 attempted field goals against Dallas (7/24). Led the Dream with two steals.

LANEY 2020 GAME-BY-GAME

| Date | Opp | GS | MP | FGM-A | 3PM-A | FTM-A | OREB | DREB | REB | AST | PF | STL | TO | BS | PTS |
|------|-----|----|----|-------|-------|-------|------|------|-----|-----|----|----------|----|----|-----|
| 7/26 | DAL | * | 34 | 6-14 | 2-4 | 5-6 | 0 | 2 | 2 | 3 | 4 | 2 | 6 | 0 | 19 |
| 7/29 | LVA | | | | | | | | | | | | | | |

SEASON/CAREER HIGHS

| | |
|-------------------------|--------------|
| Points (2020) | 19 (7/26) |
| Points (Career) | 19 (7/26/20) |
| FG Made (2020) | 6 (7/26) |
| FG Made (Career) | 6 (3 times) |
| FG Attempted (2020) | 14 (7/26) |
| FG Attempted (Career) | 14 (7/26/20) |
| FT Made (2020) | 5 (7/26) |
| FT Made (Career) | 5 (7/26/20) |
| FT Attempted (2020) | 6 (7/26) |
| FT Attempted (Career) | 6 (7/26/20) |
| 3PT FG Made (2020) | 2 (7/26) |
| 3PT FG Made (Career) | 3 (6/29/19) |
| 3PT FG Attempt. (2020) | 4 (7/26) |
| 3PT FG Att. (Career) | 6 (6/13/19) |
| Off. Rebounds (2020) | NONE |
| Off. Rebounds (Career) | 6 (6/13/19) |
| Def. Rebounds (2020) | 2 (7/26) |
| Def. Rebounds (Career) | 9 (7/10/19) |
| Total Rebounds (2020) | 2 (7/26) |
| Total Rebounds (Career) | 11 (6/13/19) |
| Assists (2020) | 3 (7/26) |
| Assists (Career) | 7 (9/8/19) |
| Blocks (2020) | NONE |
| Blocks (Career) | 2 (6/19/15) |
| Steals (2020) | 2 (7/26) |
| Steals (Career) | 4 (2 times) |
| Minutes (2020) | 34 (7/26) |
| Minutes (Career) | 39 (6/13/19) |
| Double-Doubles (2020) | |
| Double-Doubles (Career) | NONE |

BOLD = led team

LANEY CAREER

| Season | Team | G | GS | MIN | FGM-A | 3PM-A | FTM-A | OR | DR | TOT | AST | STL | BS | TO | PF | PTS |
|--------|------|-----|----|------|-----------|---------|---------|----|-----|-----|-----|-----|----|----|-----|-----|
| 2015 | CHI | 32 | 2 | 411 | 39 - 99 | 0 - 6 | 16 - 23 | 18 | 50 | 68 | 19 | 16 | 6 | 18 | 41 | 94 |
| 2016 | CHI | 8 | 1 | 42 | 2 - 12 | 0 - 1 | 4 - 4 | 1 | 4 | 5 | 1 | 1 | 0 | 2 | 6 | 8 |
| 2018 | CON | 29 | 0 | 271 | 33 - 70 | 1 - 9 | 10 - 11 | 20 | 30 | 50 | 21 | 11 | 0 | 16 | 20 | 77 |
| 2019 | IND | 34 | 27 | 878 | 77 - 213 | 20 - 66 | 18 - 31 | 32 | 111 | 143 | 59 | 48 | 4 | 49 | 55 | 192 |
| 2020 | ATL | 1 | 1 | 34 | 6 - 14 | 2 - 4 | 5 - 6 | 0 | 2 | 2 | 3 | 2 | 0 | 6 | 4 | 19 |
| Career | | 104 | 31 | 1636 | 157 - 408 | 23 - 86 | 53 - 75 | 71 | 197 | 268 | 103 | 78 | 10 | 91 | 126 | 390 |



#24 ERICA MCCALL F · 6-2 · 184 · 3 yrs · Stanford

2020 Highlights:

- » Made her debut with the Dream on July 26, pulling down two defensive boards in five minutes of play.

MCCALL 2020 GAME-BY-GAME

| Date | Opp | GS | MP | FGM-A | 3PM-A | FTM-A | OREB | DREB | REB | AST | PF | STL | TO | BS | PTS |
|------|-----|----|----|-------|-------|-------|------|------|-----|-----|----|-----|----|----|-----|
| 7/26 | DAL | | 5 | 0-0 | 0-0 | 0-0 | 0 | 2 | 2 | 0 | 1 | 1 | 1 | 0 | 0 |
| 7/29 | LVA | | | | | | | | | | | | | | |

SEASON/CAREER HIGHS

| | |
|-------------------------|--------------|
| Points (2020) | |
| Points (Career) | 12 (8/12/17) |
| FG Made (2020) | |
| FG Made (Career) | 5 (8/12/17) |
| FG Attempted (2020) | |
| FG Attempted (Career) | 13 (6/8/18) |
| FT Made (2020) | |
| FT Made (Career) | 3 (3 times) |
| FT Attempted (2020) | |
| FT Attempted (Career) | 6 (8/10/18) |
| 3PT FG Made (2020) | |
| 3PT FG Made (Career) | 1 (2 times) |
| 3PT FG Attempt. (2020) | |
| 3PT FG Att. (Career) | 2 (2 times) |
| Off. Rebounds (2020) | |
| Off. Rebounds (Career) | 5 (2 times) |
| Def. Rebounds (2020) | 2 (7/26) |
| Def. Rebounds (Career) | 8 (7/30/17) |
| Total Rebounds (2020) | 2 (7/26) |
| Total Rebounds (Career) | 11 (6/8/18) |
| Assists (2020) | |
| Assists (Career) | 2 (4 times) |
| Blocks (2020) | |
| Blocks (Career) | 4 (8/10/18) |
| Steals (2020) | |
| Steals (Career) | 2 (6/27/18) |
| Minutes (2020) | |
| Minutes (Career) | 32 (6/8/18) |
| Double-Doubles (2020) | |
| Double-Doubles (Career) | NONE |

MCCALL CAREER

| Season | Team | G | GS | MIN | FGM-A | 3PM-A | FTM-A | OR | DR | TOT | AST | STL | BS | TO | PF | PTS |
|--------|------|----|----|-----|--------|-------|-------|----|-----|-----|-----|-----|----|----|-----|-----|
| 2017 | IND | 30 | 1 | 322 | 41-101 | 1-3 | 15-22 | 20 | 49 | 69 | 5 | 4 | 9 | 20 | 37 | 98 |
| 2018 | IND | 34 | 2 | 418 | 42-109 | 1-8 | 13-19 | 47 | 46 | 93 | 13 | 12 | 16 | 12 | 55 | 98 |
| 2019 | IND | 15 | 0 | 104 | 3-22 | 0-0 | 8-8 | 11 | 16 | 27 | 6 | 1 | 6 | 3 | 13 | 14 |
| 2020 | ATL | 1 | 0 | 5 | 0-0 | 0-0 | 0-0 | 0 | 2 | 2 | 0 | 1 | 0 | 0 | 1 | 0 |
| Career | | 80 | 3 | 849 | 86-232 | 2-11 | 36-49 | 78 | 113 | 191 | 24 | 18 | 31 | 35 | 106 | 210 |



#40 SHEKINNA STRICKLEN F • 6-2 • 230 • 8 yrs • Tennessee

Shekinna Stricklen – sheh-KEE-nuh

2020 Highlights:

» CC

STRICKLEN 2020 GAME-BY-GAME

| Date | Opp | GS | MP | FGM-A | 3PM-A | FTM-A | OREB | DREB | REB | AST | PF | STL | TO | BS | PTS |
|------|-----|----|----|-------|------------|-------|------|------|-----|-----|----|-----|----|----|-----|
| 7/26 | DAL | * | 25 | 4-7 | 4-7 | 4-4 | 0 | 1 | 1 | 0 | 2 | 0 | 0 | 0 | 16 |
| 7/29 | LVA | | | | | | | | | | | | | | |

SEASON/CAREER HIGHS

| | |
|-------------------------|--------------|
| Points (2020) | 18 (7/26) |
| Points (Career) | 26 (9/12/13) |
| FG Made (2020) | 4 (7/26) |
| FG Made (Career) | 10 (2 times) |
| FG Attempted (2020) | 7 (7/26) |
| FG Attempted (Career) | 17 (8/4/13) |
| FT Made (2020) | 4 (7/26) |
| FT Made (Career) | 6 (8/9/15) |
| FT Attempted (2020) | 4 (7/26) |
| FT Attempted (Career) | 6 (3 times) |
| 3PT FG Made (2020) | 4 (7/26) |
| 3PT FG Made (Career) | 8 (7/22/18) |
| 3PT FG Attempt. (2020) | 7 (7/26) |
| 3PT FG Att. (Career) | 13 (8/16/19) |
| Off. Rebounds (2020) | N/A |
| Off. Rebounds (Career) | 4 (3 times) |
| Def. Rebounds (2020) | 1 (7/26) |
| Def. Rebounds (Career) | 8 (3 times) |
| Total Rebounds (2020) | 1 (7/26) |
| Total Rebounds (Career) | 11 (7/13/12) |
| Assists (2020) | N/A |
| Assists (Career) | 6 (7/30/19) |
| Blocks (2020) | N/A |
| Blocks (Career) | 3 (8/9/13) |
| Steals (2020) | N/A |
| Steals (Career) | 5 (8/8/17) |
| Minutes (2020) | 25 (7/26) |
| Minutes (Career) | 37 (2 times) |
| Double-Doubles (2020) | |
| Double-Doubles (Career) | 1 (7/13/12) |

BOLD = led team

STRICKLEN CAREER

| Season Team | G | GS | MIN | FGM-A | 3PM-A | FTM-A | OR | DR | TOT | AST | STL | BS | TO | PF | PTS |
|-------------|-----|-----|------|------------|------------|-----------|-----|-----|-----|-----|-----|----|-----|-----|------|
| 2012 SEA | 34 | 3 | 784 | 100 - 253 | 37 - 117 | 36 - 52 | 28 | 119 | 147 | 40 | 24 | 8 | 35 | 70 | 273 |
| 2013 SEA | 34 | 21 | 797 | 131 - 319 | 54 - 157 | 25 - 39 | 28 | 68 | 96 | 28 | 25 | 13 | 40 | 54 | 341 |
| 2014 SEA | 33 | 10 | 578 | 86 - 200 | 47 - 122 | 19 - 26 | 9 | 60 | 69 | 23 | 20 | 3 | 27 | 65 | 238 |
| 2015 CON | 34 | 0 | 599 | 95 - 231 | 51 - 142 | 22 - 28 | 25 | 38 | 63 | 22 | 19 | 8 | 20 | 46 | 263 |
| 2016 CON | 28 | 0 | 306 | 38 - 104 | 27 - 77 | 9 - 14 | 9 | 29 | 38 | 15 | 12 | 2 | 3 | 20 | 112 |
| 2017 CON | 34 | 29 | 926 | 95 - 232 | 71 - 173 | 32 - 37 | 17 | 90 | 107 | 37 | 42 | 4 | 29 | 56 | 293 |
| 2018 CON | 34 | 30 | 639 | 77 - 179 | 58 - 135 | 12 - 14 | 9 | 68 | 77 | 16 | 20 | 4 | 19 | 46 | 224 |
| 2019 CON | 34 | 34 | 804 | 104 - 255 | 76 - 199 | 22 - 27 | 9 | 56 | 65 | 39 | 34 | 7 | 28 | 79 | 306 |
| 2020 ATL | 1 | 1 | 25 | 4 - 7 | 4 - 7 | 4 - 4 | 0 | 1 | 1 | 0 | 0 | 0 | 0 | 2 | 16 |
| Career | 266 | 128 | 5459 | 730 - 1780 | 425 - 1129 | 181 - 241 | 134 | 529 | 663 | 220 | 196 | 49 | 201 | 438 | 2066 |



#10 COURTNEY WILLIAMS

G · 5-8 · 133 · 4 yrs · South Florida

2019 Highlights with Connecticut:

- » Started in all 34 regular season games and all eight postseason games.
- » Her 13.2 points per game, 450 total points, 3.8 assists per game, 129 total assists, 29 minutes per game and 45.7 three-point shooting percentage were all career high records.
- » Helped the Sun reach the WNBA Finals, averaging 17.9 points, 5.8 rebounds and 4.4 assists in the postseason.

C. WILLIAMS 2020 GAME-BY-GAME

| Date | Opp | GS | MP | FGM-A | 3PM-A | FTM-A | OREB | DREB | REB | AST | PF | STL | TO | BS | PTS |
|------|-----|----|----|-------|-------|-------|------|------|-----|-----|----|-----|----|----|-----|
| 7/26 | DAL | | | | | | | | | | | | | | |
| 7/29 | LVA | | | | | | | | | | | | | | |

DID NOT PLAY

SEASON/CAREER HIGHS

| | |
|-------------------------|--------------|
| Points (2020) | |
| Points (Career) | 34 (6/13/18) |
| FG Made (2020) | |
| FG Made (Career) | 15 (6/13/18) |
| FG Attempted (2020) | |
| FG Attempted (Career) | 29 (6/13/18) |
| FT Made (2020) | |
| FT Made (Career) | 5 (6/14/17) |
| FT Attempted (2020) | |
| FT Attempted (Career) | 6 (6/14/17) |
| 3PT FG Made (2020) | |
| 3PT FG Made (Career) | 6 (9/29/19) |
| 3PT FG Attempt. (2020) | |
| 3PT FG Att. (Career) | 10 (6/13/18) |
| Off. Rebounds (2020) | |
| Off. Rebounds (Career) | 4 (4 times) |
| Def. Rebounds (2020) | |
| Def. Rebounds (Career) | 10 (7/14/18) |
| Total Rebounds (2020) | |
| Total Rebounds (Career) | 10 (6 times) |
| Assists (2020) | |
| Assists (Career) | 9 (9/6/19) |
| Blocks (2020) | |
| Blocks (Career) | 2 (2 times) |
| Steals (2020) | |
| Steals (Career) | 6 (8/16/19) |
| Minutes (2020) | |
| Minutes (Career) | 41 (9/6/19) |
| Double-Doubles (2020) | |
| Double-Doubles (Career) | |

C. WILLIAMS CAREER

| Season | Team | G | GS | MIN | FGM-A | 3PM-A | FTM-A | OR | DR | TOT | AST | STL | BS | TO | PF | PTS |
|--------|------|-----|----|------|------------|----------|-----------|-----|-----|-----|-----|-----|----|-----|-----|------|
| 2016 | TOT | 25 | 0 | 351 | 68 - 166 | 8 - 27 | 12 - 21 | 28 | 48 | 76 | 30 | 12 | 3 | 21 | 30 | 156 |
| 2017 | CON | 34 | 28 | 884 | 185 - 390 | 12 - 37 | 36 - 41 | 45 | 97 | 142 | 71 | 19 | 8 | 48 | 55 | 418 |
| 2018 | CON | 30 | 29 | 812 | 171 - 375 | 20 - 53 | 17 - 25 | 46 | 132 | 178 | 90 | 23 | 2 | 54 | 47 | 379 |
| 2019 | CON | 34 | 34 | 988 | 187 - 430 | 16 - 35 | 60 - 75 | 48 | 141 | 189 | 129 | 46 | 13 | 56 | 47 | 450 |
| Career | | 123 | 91 | 3034 | 611 - 1361 | 56 - 152 | 125 - 162 | 167 | 418 | 585 | 320 | 100 | 26 | 179 | 179 | 1403 |



#1 ELIZABETH WILLIAMS C-F • 6-3 • 192 • 5 yrs • Duke

2020 Highlights:

- » Shot a perfect 7-for-7 from the field in the Dream's season opener against Dallas (7/26), tying the franchise record (last by Aneika Henry, at Tulsa, June 29, 2012).

E. WILLIAMS 2020 GAME-BY-GAME

| Date | Opp | GS | MP | FGM-A | 3PM-A | FTM-A | OREB | DREB | REB | AST | PF | STL | TO | BS | PTS |
|------|-----|----|----|-------|-------|-------|------|------|-----|-----|----|-----|----|----|-----|
| 7/26 | DAL | * | 34 | 7-7 | 0-0 | 3-3 | 2 | 5 | 7 | 1 | 2 | 1 | 0 | 1 | 17 |
| 7/29 | LVA | | | | | | | | | | | | | | |

SEASON/CAREER HIGHS

| | |
|-------------------------|--------------|
| Points (2020) | 17 (7/26) |
| Points (Career) | 22 (8/7/18) |
| FG Made (2020) | 7 (7/26) |
| FG Made (Career) | 11 (8/7/18) |
| FG Attempted (2020) | 7 (7/26) |
| FG Attempted (Career) | 16 (4 times) |
| FT Made (2020) | 3 (7/26) |
| FT Made (Career) | 7 (2 times) |
| FT Attempted (2020) | 3 (7/26) |
| FT Attempted (Career) | 10 (2 times) |
| 3PT FG Made (2020) | N/A |
| 3PT FG Made (Career) | N/A |
| 3PT FG Attempt. (2020) | N/A |
| 3PT FG Att. (Career) | 1 (2 times) |
| Off. Rebounds (2020) | 2 (7/26) |
| Off. Rebounds (Career) | 8 (8/8/17) |
| Def. Rebounds (2020) | 5 (7/26) |
| Def. Rebounds (Career) | 13 (8/26/17) |
| Total Rebounds (2020) | 7 (7/26) |
| Total Rebounds (Career) | 16 (9/11/16) |
| Assists (2020) | 1 (7/26) |
| Assists (Career) | 6 (5/23/18) |
| Blocks (2020) | 1 (7/26) |
| Blocks (Career) | 8 (9/5/19) |
| Steals (2020) | 1 (7/26) |
| Steals (Career) | 4 (7/9/17) |
| Minutes (2020) | 34 (7/26) |
| Minutes (Career) | 45 (6/22/16) |
| Double-Doubles (2020) | |
| Double-Doubles (Career) | NONE |

E WILLIAMS CAREER

| Season | Team | G | GS | MIN | FGM-A | 3PM-A | FTM-A | OR | DR | TOT | AST | STL | BS | TO | PF | PTS |
|--------|------|-----|-----|------|------------|-------|-----------|-----|-----|-----|-----|-----|-----|-----|-----|------|
| 2015 | CON | 21 | 0 | 246 | 28 - 53 | 0 - 0 | 14 - 25 | 22 | 46 | 68 | 8 | 6 | 19 | 11 | 20 | 70 |
| 2016 | ATL | 34 | 34 | 1179 | 157 - 355 | 0 - 1 | 92 - 133 | 106 | 170 | 276 | 42 | 26 | 79 | 42 | 105 | 406 |
| 2017 | ATL | 34 | 34 | 1069 | 149 - 307 | 0 - 1 | 54 - 82 | 107 | 139 | 246 | 46 | 36 | 67 | 46 | 81 | 352 |
| 2018 | ATL | 33 | 32 | 885 | 121 - 221 | 0 - 0 | 58 - 103 | 71 | 119 | 190 | 46 | 26 | 59 | 41 | 88 | 300 |
| 2019 | ATL | 32 | 32 | 909 | 107 - 235 | 0 - 0 | 82 - 112 | 99 | 109 | 208 | 37 | 24 | 53 | 41 | 71 | 296 |
| 2020 | ATL | 1 | 1 | 34 | 7 - 7 | 0 - 0 | 3 - 3 | 2 | 5 | 7 | 1 | 1 | 1 | 0 | 2 | 17 |
| Career | | 155 | 133 | 4322 | 569 - 1178 | 0 - 2 | 303 - 458 | 407 | 588 | 995 | 180 | 119 | 278 | 181 | 367 | 1441 |

2020 ATLANTA DREAM SPOTTERS GUIDE

WITH TWITTER HANDLES



0

Glory Johnson

F · 6-3 · 170

@MISSVOL25




1

Elizabeth Williams

C-F · 6-3 · 192

@E_Williams_1



3

Chennedy Carter

G · 5-9 · 143

@ChennedyCarter



5

Jaylyn Agnew

F · 5-11 · 149

@jaylyn_agnew




7

Alexis Jones

G · 5-9 · 167

@Lextoo_shifty



10

Courtney Williams

G · 5-8 · 133

@CourtMWilliams



11

Blake Dietrick

G · 5-10 · 169



20

Brittany Brewer

F · 6-5 · 182

@lilbrewsie



22

Kalani Brown

C · 6-7 · 245

@kalanibrown21



24

Erica McCall

G · 5-9 · 173

@EricaMcCall24




25

Monique Billings

F · 6-4 · 192

@moniquebillings



40

Shekinna Stricklen

F · 6-2 · 230

@strick40



44

Betnijah Laney

G-F · 6-0 · 166

@BetnijahLaney

**Nicki Collen**

Head Coach

@NickiCollen

**Mike Petersen**

Assistant Coach

**Darius Taylor**

Assistant Coach

@DariusTaylor

**Natalie Trotter**

Athletic Trainer

**Kyra Vidas**

Director of Operations