



# ATLANTA DREAM BASKETBALL

## 2020 GAME NOTES



### 2020 REGULAR SEASON SCHEDULE

Date	Opponent	Time/Result	TV
July 26	Dallas	5:00 pm	CBSSN
Wed. July 29	at Las Vegas	10:00 pm	CBSSN
Fri. July 31	New York	7:00 pm	NBATV
Sun. Aug 2	at Indiana	4:00 pm	FSS
Tue. Aug 4	Phoenix	7:00 pm	ESPN2
Thurs. Aug 6	Seattle	6:00 pm	ESPN2
Sat. Aug 8	at Dallas	12:00 pm	ESPN2
Mon. Aug 10	Connecticut	6:00 pm	FSS
Wed. Aug 12	at Seattle	10:00 pm	TBD
Sun. Aug 14	at Phoenix	10:00 pm	TBD
Sun. Aug 16	Chicago	4:00 pm	TBD
Wed. Aug 19	at Washington	7:00 pm	CBSSN
Fri. Aug 21	Los Angeles	7:00 pm	TBD
Sun. Aug 23	Minnesota	4:00 p.m.	TBD
Wed. Aug 26	Washington	7:00 p.m.	ESPN2
Fri. Aug 28	Minnesota	7:00 p.m.	TBD
Sun. Aug 30	at Los Angeles	8:00 p.m.	SSSE
Tue. Sept 1	Indiana	8:00 p.m.	TBD
Thu. Sept 3	at New York	7:00 p.m.	CBSSN
Sat. Sept 5	Las Vegas	6:00 p.m.	TBD
Wed. Sept 9	at Chicago	8:00 p.m.	CBSSN
Fri. Sept 11	at Connecticut	7:00 p.m.	TBD

All times EST

FSS = FOX Sports South

FSSE = FOX Sports Southeast

CBSSN = CBS Sports Network

TBD = FOX Sports network to be determined

### Final 2019 WNBA Standings

#1	Washington Mystics	26-8
#2	Connecticut Sun	23-11
#3	Los Angeles Sparks	22-12
#4	Las Vegas Aces	21-13
#5	Chicago Sky	20-14
#6	Seattle Storm	18-16
#7	Minnesota Lynx	18-16
#8	Phoenix Mercury	15-19
#9	Indiana Fever	13-21
#10	Dallas Wings	10-24
#11	New York Liberty	10-24
#12	Atlanta Dream	8-26



### ATLANTA DREAM vs DALLAS WINGS

Sunday, July 26 · 5:00 p.m. ET  
IMG Academy · Bradenton, Fla.  
Game 1 · CBS Sports Network



### PROBABLE STARTERS

<b>F</b>	<b>#25 MONIQUE BILLINGS</b>	<b>6-4   192   UCLA</b>
2019: Appeared in 29 of 34 games with two starts ... Posted her first career double-double with 10 points and a then-career-high 14 rebounds against Washington [6/23] ... Led the team in total rebounds on eight occasions, and led in all three rebounding categories (offensive, defensive, total) three times.		
<b>F</b>	<b>#40 SHEKINNA STRICKLEN</b>	<b>6-2   230   Tennessee</b>
2019: Started in all 34 regular season and all 8 Playoff games for the Sun ... tallied a career-high 76 made three-pointers (38.2 percent) in the regular season and 12 (34.3 percent) in the postseason ... Winner of 2019 WNBA All-Star Three-Point Contest.		
<b>C</b>	<b>#1 ELIZABETH WILLIAMS</b>	<b>6-3   192   Duke</b>
2019: Started in all 32 games played ... Reached 800 career rebounds against Las Vegas [6/6] ... Her career-high eight blocks against Las Vegas [9/5] ties the franchise record for most blocks in a game (last: by Alison Bales, vs. Chicago, July 16, 2011).		
<b>G</b>	<b>#44 BETNIJAH LANEY</b>	<b>6-0   166   Rutgers</b>
2019: Appeared in all 34 games with the Fever and started in 27, averaging 5.6 points, 4.2 rebounds and 1.7 assists per game – all career-high records ... Put up career-best numbers against Dallas on June 13, pulling down 11 rebounds (6 offensive) with three attempted three-pointers.		
<b>G</b>	<b>#3 CHENNEDY CARTER</b>	<b>5-9   143   Texas A&amp;M</b>
2019-20: Atlanta's No. 4 overall pick in 2020 Draft ... Highest Draft pick in A&M history (13 total Draft picks, second highest: Kelsey Bone at No. 5 in 2013, New York Liberty) ... averaged at least 21 points in each of her seasons at Texas A&M ... Finished her collegiate career with averages of 22.5 points, 4.2 rebounds, 4.1 assists and 1.7 steals over 88 games.		

### 2019 RECORDS

2019	Record	Home	Road	OT
Overall	8-26	5-12	1-12	-
Eastern	3-13	2-6	1-7	-
Western	5-13	3-6	2-7	-
Preseason	2-1	0-1	2-0	-

### TRANSACTIONS AND INJURIES

#### RECENT TRANSACTIONS:

Granted Emergency Hardship Waiver, Signed Erica McCall [7/12]

#### INJURIES:

Kalani Brown – OUT (Illness)

Glory Johnson – OUT (Illness)

Courtney Williams – OUT (Personal)

All media on both game days and practice days will be held via Zoom Webinars. More information at [dreamatl.net/32cxe7g](http://dreamatl.net/32cxe7g).

## 2019 ATLANTA DREAM ROSTER

#	Player	Pos	Ht	Wt	DOB	Exp	From	Twitter
5	Jaylyn Agnew	F	5-11	149	July 21, 1997	R	Creighton/USA	@jaylyn_agnew
25	Monique Billings	F	6-4	192	May 2, 1996	2	UCLA/USA	@moniquebillings
20	Brittany Brewer	F	6-5	182	November 6, 1997	R	Texas Tech/USA	@ilbrewsie
22	Kalani Brown	C	6-7	245	March 21, 1997	1	Baylor/USA	@kalanibrown21
3	Chennedy Carter	G	5-9	143	November 14, 1998	R	Texas A&M/USA	@ChennedyCarter
11	Blake Dietrick	G	5-10	169	July 19, 1993	3	Princeton/USA	N/A
0	Glory Johnson	F	6-3	170	July 27, 1990	7	Tennessee/USA	@MISSVOL25
7	Alexis Jones	G	5-9	167	May 8, 1994	3	Baylor/USA	@Lextoo_shifty
44	Betnijah Laney	G	6-0	166	October 29, 1993	4	Rutgers/USA	@BetnijahLaney
24	Erica McCall	F	6-2	184	August 21, 1995	3	Stanford/USA	@EricaMcCall24
40	Shekinna Stricklen	F	6-2	230	July 30, 1990	8	Tennessee/USA	@strick40
10	Courtney Williams	G	5-8	133	May 11, 1994	4	South Florida/USA	@CourtMWilliams
1	Elizabeth Williams	C-F	6-3	192	June 23, 1993	5	Duke/USA	@E_Williams_1

**Head Coach** – Nicki Collen (Third season, Marquette)

**Assistant Coach** – Mike Peterson (Third season, Northwest Christian)

**Assistant Coach** – Darius Taylor (Third season, Michigan)

**Athletic Trainer** – Natalie Trotter (First season, Valdosta State/Troy)

**Strength and Conditioning Coach** – Jamal Baptiste (First season, Lincoln University/Cal U)

**Video Coordinator & Scouting Director** – Sydney Durrah (First season, Maryland)

**Director of Operations** – Kyra Vidas (Second season, Lake Forest College)

## PRONUNCIATION GUIDE

**Kalani Brown** – kuh-LAH-nee

**Chennedy Carter** – KEN-eh-dee

Blake **Dietrick** – dee-TRICK

**Betnijah Laney** – buh-NIGH-jah

**Shekinna Stricklen** – sheh-KEE-nuh

### How The Team Was Built

Through the Draft:	Monique Billings, 15 <sup>th</sup> overall pick, 2018 Chennedy Carter, 4 <sup>th</sup> overall pick, 2020 Brittany Brewer, 17 <sup>th</sup> overall pick, 2020
Via Trade:	Elizabeth Williams from Connecticut, 2015 Kalani Brown from Las Vegas, 2020 Courtney Williams from Connecticut, 2020
Via Free Agency:	Glory Johnson, 2/13/2020 Shekinna Stricklen, 2/16/2020 Alexis Jones, 2/18/2020 Blake Dietrick, 2/24/2020 Jaylyn Agnew, 6/24/2020 Betnijah Laney, 6/24/2020 Erica McCall, 7/12/2020

## QUICK FACTS

## GENERAL

Full Name: ..... Atlanta Dream  
 Location: ..... Atlanta, Ga.  
 Inaugural Season: ..... 2008  
 Colors: ..... Red, Gray, Blue  
 Owners: ..... Mary Brock & Kelly Loeffler  
 ..... Dream Too, LLC  
 President/GM: ..... Chris Sienko  
 Twitter: ..... @csienko11  
 TV: ..... ESPN2/CBS Sports Network/FOX Sports South/Twitter

## COACHING STAFF

Head Coach: ..... Nicki Collen  
 Years with Dream: ..... Third season  
 Twitter: ..... @NickiCollen  
 Career Record: ..... 31-37  
 Record with Dream: ..... 31-37  
 Alma Mater: ..... Marquette  
 Assistant Coach: ..... Darius Taylor (Michigan)  
 Assistant Coach: ..... Mike Petersen (Northwest Christian)  
 Head Athletic Trainer: ..... Natalie Trotter (Valdosta State)  
 Coordinator of Basketball Ops: ..... Kyra Vidas (Lake Forest College)  
 Dir of Scouting & Video Production: ..... Sydney Durrah (Maryland)

## TEAM INFORMATION

2019 Record: ..... 8-26  
 2019 Home Record: ..... 5-12  
 2019 Road Record: ..... 3-14  
 2019 vs Eastern Conference: ..... 3-13


## DREAM HISTORY

First Year: ..... 2008 (13<sup>th</sup> Season)  
 Regular Season Record: ..... 165-206  
 Regular Season Home Record: ..... 94-80  
 Regular Season Road Record: ..... 62-124  
 Playoff Record: ..... 15-19 (9 Appearances)  
 Best Finish: ..... WNBA Finals (2010, 2011, 2013)  
 WNBA Championships: ..... 0  
 Eastern Conference Championships: ..... 3 (2010, 2011, 2013)

A BOLD  
NEW ERA

ATLANTA DREAM REBRAND 2020

Created by local designer David Tann of the Tantrum Agency, the Dream's new brand is bold and engaging, bringing together key elements of the legacy brand and evolving it to reflect the future of the franchise. A fresh new logo and color palette will accompany the Dream in their move to the Gateway Center Arena, along with a new court design and updated uniforms to be revealed in advance of the 2020 season.

Pantone 186  
#e3173ePantone 447  
#363a37

White

Pantone 422  
#929799Pantone 279  
#4891ce

Global Logo



Primary Icon

Shield  
(Secondary)

ATL (Secondary)

The exciting new primary logo is composed of a combination of icons that relate directly to Atlanta and its history. The rising phoenix symbolizes the city's rise from the ashes of the Civil War to become a world city. The shooting star ties the Dream back to its roots and is prominent within the formal logo. Finally, the basketball represents the game we pour everything we have into each day. All of these elements, which come together in a badge, will create a commitment to a winning team in an unparalleled city.

"The Atlanta Dream's new brand reflects our strong heritage as a city and a team, while looking toward the future. Our team worked closely with David Tann to reflect the strength of diversity, talent and athleticism that that all Dream fans and the City of Atlanta can be proud to wear."

- Dream President and General Manager Chris Sienko

## DREAM PUBLIC RELATIONS AND SOCIAL MEDIA

PR Manager ..... Kelsey Bibik  
 Phone: ..... 404-920-2545 (O)/858-361-9855 (C)  
 Email: ..... Kelsey.Bibik@AtlantaDream.net  
 Twitter: ..... @kelseybibik  
 Director of Digital Media & Marketing: ..... Dan Goldberger  
 Phone: ..... 404-920-2544 (O)/646-872-7568 (C)  
 Email: ..... Dan.Goldberger@AtlantaDream.net  
 Twitter: ..... @DanGoldberger  
  
 Twitter ..... @AtlantaDream  
 Instagram ..... atlantadream  
 Facebook ..... /AtlantaDream  
 PR Twitter ..... @ATLDreamPR

## NOTES AND STORYLINES

**Sweet 16 Rematch**

The last time Dream guard Chennedy Carter and Wings guard Arike Ogunbowale met was in the 2019 NCAA Championship Sweet 16. Carter put up a season-high 35 points, going 7-of-12 from the arc, while Ogunbowale scored a career-high 34 points. Carter and the Aggies fell to the eventual National Runner-Up Fighting Irish 80-87.

**Pro Tigers**

Dream guard Blake Dietrick and Wings forward Bella Alarie – both Princeton graduates – are the only Ivy League players in the WNBA this season. If both players enter the game, it will mark the first instance in league history two Princeton grads went head-to-head.

The only other times two Ivy League graduates met in a WNBA game were the four matchups between Dietrick and Temi Fagbenle, as Fagbenle graduated from Harvard (although she was drafted out of USC, where she attended grad school).

06/29/2018 – ATL (74) at MIN (85)

ATL Blake Dietrick, MIN Temi Fagbenle

08/05/2018 – ATL (86) at MIN (66)

ATL Blake Dietrick, MIN Temi Fagbenle

07/17/2019 – SEA (90) at MIN (79)

SEA Blake Dietrick, MIN Temi Fagbenle

09/11/2019 – MIN (74) at SEA (84) playoffs

MIN Temi Fagbenle, SEA Blake Dietrick

**2020 Wubble Season at IMG Academy**

The league's 24th season will take place in Bradenton, Florida at IMG Academy, the Official Home of the 2020 WNBA season, and will include a 22-game schedule for each of its 12 teams. The Dream's regular season will run from July 26 to September 11, and will be followed by a standard-format Playoff series.

**Opening Weekend Dedicated to Black Lives Matter Movement**

During the opening weekend, when all 12 teams will be in action, all aspects of the game and player outfitting will be designed to affirm Black Lives Matter and honor victims of police brutality and racial violence.

Team uniforms will display Breonna Taylor's name as WNBA players raise awareness and seek justice for the women and girls who have been the forgotten victims of police brutality and racial violence. Players will individually have the option to continue to wear the placard with Breonna Taylor's name for subsequent games. Additionally, throughout the season, players will wear warm-up shirts that display "Black Lives Matter" on the front and "Say Her Name" on the back. "Black Lives Matter" will also be prominently displayed on courts during games.

**WNBA Messaging Around Actions with the Anthem**

"We are standing united across the league during opening weekend to make a statement about how the anthem does not represent Freedom, justice and liberty for all Americans. We will continue to protest in various forms."

**Returning Players**

Dream veteran center Elizabeth Williams and forward Monique Billings are the only returning players on Atlanta's roster this season. They are joined by 11 new players, three of which are rookies. Blake Dietrick played for the Dream in 2018 and returned for training camp in 2019, but was waived by Atlanta and picked up by Seattle for the 2019 season.

Only one other team\* in WNBA history has returned two or fewer players from the previous season – Phoenix in 2017 (returned Diana Taurasi and Brittney Griner).

\*Not including first-year expansion teams

**Career Milestones**

Elizabeth Williams needs 38 blocks to surpass Erika de Souza (295) as Atlanta's career blocks leader.

**Hollywood**

Atlanta has added scoring and swagger in Chennedy Carter, the Dream's first top-four pick since Angel McCoughtry was selected No. 1 overall in 2009.

The standout was one of the most dynamic scorers in NCAA D-I during her three-year career at Texas A&M. She scored at least 26 points in all six of her career NCAA Tournament games, leading the Aggies to the NCAA Sweet 16 twice. Among players with at least five NCAA Tournament games played, Carter ranks third in scoring average at 31.0 points per game, trailing only Elena Delle Donne (34.4 PPG at Delaware) and Sheryl Swoopes (31.7 PPG at Texas Tech).

She is a second cousin of WNBA champ Jia Perkins and the god-daughter of former NBA champion Jason Terry.

Said A&M coach, Gary Blair: "There are not too many kids today who are junkies of the game... She's a junkie. All she is doing is watching basketball and talking about the game. If Luka (Doncic) has done another special shot, I guarantee I will see it the next day at practice, or something from (Michael) Westbrook. She studies that."

**What Happened to Breonna Taylor?**

Shortly after midnight on March 13, Louisville police officers, executing a search warrant, used a battering ram to enter the apartment of Breonna Taylor, a 26-year-old African-American emergency room technician.

Ms. Taylor and her boyfriend, Kenneth Walker, had been in bed, but got up when they heard a loud banging at the door. After a brief exchange, Mr. Walker fired his gun. The police also fired several shots, striking Ms. Taylor.

Mr. Walker told investigators that Ms. Taylor coughed and struggled to breathe for at least five minutes after she was shot, according to The Louisville Courier Journal. She received no medical attention for more than 20 minutes after she was struck, The Courier Journal reported, citing dispatch logs.<sup>1</sup>



## NOTES AND STORYLINES

**Elizabeth Williams**

With Dream veteran Tiffany Hayes choosing to forego the 2020 season, Elizabeth Williams becomes the Dream's current active leader in nearly every statistical category with 1,354 points, 920 rebounds, 258 blocks, 133 games played and 4,042 minutes in a Dream uniform.

Most blocked shots, game

**8 - Elizabeth Williams, vs. Las Vegas, Sept. 5, 2019**

Alison Bales, vs. Chicago, July 16, 2011

7 - Jessica Breland, vs. Washington, Aug. 28, 2018

**Elizabeth Williams, vs. Seattle, July 5, 2016**

**6 - Elizabeth Williams, at Chicago, August 26, 2016**

**Elizabeth Williams, vs. Dallas, July 8, 2016**

Erika de Souza, at Seattle, Aug. 29, 2009 (2OT)

Alison Bales, vs. Indiana, May 16, 2010

**Elizabeth Williams, vs. Phoenix, July 8, 2018**

5 - Nine times (last by E. Williams, vs. Dallas, 8/11/18)

Most blocked shots, career

281 - Erika de Souza

**258 - Elizabeth Williams**

185 - Angel McCoughtry

121 - Alison Bales

Highest average, blocked shots per game, career

(minimum 75 games)

**1.93 - Elizabeth Williams (258/133)**

1.45 - Erika de Souza (281/194)

1.42 - Alison Bales (121/85)

0.69 - Aneika Henry (102/70)

0.7 - Angel McCoughtry (185/285)

Highest average, offensive rebounds per game, career

**2.9 - Elizabeth Williams (383/133)**

2.9 - Erika de Souza (572/234)

2.2 - Sancho Lyttle (517/234)

1.6 - Angel McCoughtry (459/285)

**What's Up With the Police Report?**

The Louisville Police Department's incident report listed Breonna Taylor's injuries as "none" despite her being shot at least eight times, and showed that police had not forced their way into their apartment, though they used a battering ram to break the door open.<sup>2</sup>

**Connecticut South**

Shekinna Stricklen and Courtney Williams, who helped Connecticut reach the WNBA Finals last season, are new to Atlanta but not to Nicki Collen, who spent 2015-17 as an assistant with the Sun. Last year, Stricklen ranked third in the league in made threes (76) and Williams was 20th in scoring (13.2 ppg).

**Lady Vols**

Glory Johnson and Shekinna Stricklen will appear on the same roster for the first time in their professional careers this summer. The last time the duo played together was at the University of Tennessee, when they led the Lady Vols to back-to-back Elite Eight appearances

and three-straight SEC Tournament Championships under legendary coach Pat Summitt. Stricklen and Johnson were selected second and fourth overall, respectively, in the 2012 WNBA Draft.

**Laney Finding Her Place**

After spending the first four years of her career with Indiana and Chicago, guard Betnijah [buh-NIGH-jah] Laney is finding her place with Atlanta. Originally brought in for her defensive mindset, she has proven herself to be a strong offensive player and was a standout for the Dream during training camp.

"The scouting report on Betnijah Laney throughout her career so far is that she can't shoot it," head coach Nicki Collen said to the media during camp. "She's a defender, she's an energy player. It's just not what we've seen so far in camp, so to see her do it in a five-on-five setting, to make open shots, to attack, to score around the rim, that was a really pleasant surprise. ... She's really developed her game and becoming a better all-around player, especially at the offensive end."

**Erica McCall Reps the A in the Bubble**

The Dream picked up McCall after being granted an emergency hardship waiver during training camp. As the younger sister of Connecticut forward Dewanna Bonner, the pair is the only sister duo playing in the league this season.

**Don't More White Americans Get Killed By Police in the US?**

Yes, but why are you okay with that? In 2019, data of all police killings in the country compiled by Mapping Police Violence, black Americans were nearly three times more likely to die from police than white Americans. Other statistics showed that black Americans were nearly one-and-a-half times more likely to be unarmed before their death.<sup>3</sup>

**Offseason Moves**

Atlanta had the most active offseason of any team in the league this year, acquiring 10 new players through Free Agency, the Draft and trades prior to coming to Florida. The Dream traded for Courtney Williams from Connecticut and Kalani Brown from Los Angeles, along with a talented crop of Free Agents that included Glory Johnson and Shekinna Stricklen. "Dream fans should be blown away by their team's offseason. Buy stock now," - Matt Ellentuck, SB Nation

**Dream Draft Four in 2020 WNBA Draft**

The Dream drafted four players in the 2020 WNBA Draft, headlined by guard Chennedy Carter out of Texas A&M with the No. 4 overall selection. Collen picked Texas Tech forward Brittany Brewer with the No. 17 overall selection (second round) - Carter and Brewer both signed contracts with the team for the 2020 season.

Collen also selected Oregon State guard Mikayla Pivec and Clemson forward Kobi Thornton with the No. 25 and 27 picks (third round), respectively.

**A Bold New Era**

Atlanta implemented a rebrand prior to the 2020 season, unveiling new logos and colors for the first time since its inaugural season (2008). The Dream also has new uniforms, a new mascot

## NOTES AND STORYLINES

and had been slated for a new home – the Gateway Center Arena @ College Park. The new primary logo reflects a combination of icons related to Atlanta’s history. Centered around a basketball, the rising phoenix symbolizes the city’s rise from the ashes of the Civil War to become a world city, and a shooting star ties the Dream to its original roots.

### **Inspire Brands Teams Up with Dream for 2020 Season**

Inspire Brands became the first-ever official jersey badge partner of the team this season. Beginning with the 2020 season, Inspire’s brands will be featured on the upper-left shoulder of all editions of the Dream’s jerseys, beginning with the Buffalo Wild Wings logo this year. Inspire is a multi-brand restaurant company whose portfolio includes more than 11,100 Arby’s, Buffalo Wild Wings, SONIC Drive-In, Rusty Taco, and Jimmy John’s locations worldwide.

<sup>1</sup> “Here’s What You Need to Know About Breonna Taylor’s Death,” New York Times, 2020

<sup>2</sup> Breonna Taylor’s Incident Report, Louisville Metro Police, March 13, 2020 (via Courier Journal)

<sup>3</sup> Statista report by Editor Willem Roper, 2020

DREAM-WINGS/SHOCK SERIES HISTORY

SERIES RECORD

Overall ..... ATL leads, 16-8  
at Atlanta ..... ATL leads, 9-3  
at Dallas/Tulsa ..... ATL leads, 7-5  
Current Streak ..... ATL, W1  
at Atlanta ..... ATL, W2  
at Dallas/Tulsa ..... ATL, W1  
Largest ATL Win..... 21 (9/4/11)  
Largest DAL/TUL Win ..... 27 (7/21/13)

DATE	H/A	W/L	SCORE
6/23/10	H	W	96-90
6/27/10	A	W	105-89
6/26/11	A	W	76-89
9/4/11	H	W	73-52
6/29/12	A	W	102-92
8/28/12	H	L	80-84
5/25/13	H	W	98-81
7/21/13	A	L	63-90
7/31/14	A	W	85-75
8/15/14	H	W	92-76
7/7/15	H	L	75-85
8/9/15	A	W	98-90
5/27/16	A	W	102-93
7/8/16	H	W	95-90 (OT)
7/22/16	H	W	93-88
7/5/17	A	L	84-94
7/9/17	H	W	98-78
8/19/17	A	L	86-90
5/20/18	A	L	73-101
5/26/18	H	L	70-78
8/11/18	H	W	92-82
5/24/19	H	W	76-72
6/15/19	A	L	61-71
8/25/19	A	W	77-73

WOMEN'S NATIONAL BASKETBALL ASSOCIATION

OFFICIAL SCORER'S REPORT

FINAL BOX

Sunday, August 25, 2019 College Park Center, Arlington, TX  
Officials: #55 Eric Brewton, #25 Tiffany Bird, #24 Tony Dawkins  
Game Duration: 2:08  
Attendance: 4715

VISITOR: Atlanta Dream (7-22)																				
	POS	MIN	FG	FGA	3P	3PA	FT	FTA	OR	DR	TOT	A	PF	ST	TO	BS	+/-	PTS		
7 Brittney Sykes	F	15:48	1	5	1	2	2	2	0	0	0	2	2	1	1	0	1	5		
51 Jessica Breland	F	28:52	4	8	0	1	2	2	1	11	12	1	2	2	1	3	8	10		
1 Elizabeth Williams	C	27:45	3	5	0	0	0	0	3	3	6	2	1	1	1	2	5	6		
15 Tiffany Hayes	G	33:15	5	13	1	3	12	15	0	3	3	3	3	0	3	0	14	23		
21 Renee Montgomery	G	30:54	3	7	0	3	2	2	0	1	1	1	1	2	4	0	15	8		
20 Alex Bentley		19:49	5	9	0	1	2	2	0	3	3	4	5	0	1	0	-1	12		
25 Monique Billings		11:08	1	2	0	0	0	0	0	2	2	0	1	0	2	0	-4	2		
81 Alaina Coates		12:12	3	4	0	0	3	4	1	3	4	1	1	0	0	0	-3	9		
5 Maite Cazorla		07:34	0	0	0	0	0	0	0	0	0	0	1	1	0	1	0	0		
10 Nia Coffey		12:43	1	3	0	1	0	0	0	0	0	0	0	3	0	0	1	-15	2	
24 Marie Gülich	DNP - Coach's decision																			
200:00			26	56	2	11	23	27	5	26	31	15	20	6	14	6	4	77		
			46.4%			18.2%		85.2%		TM REB: 9		TOT TO: 15 (19 PTS)								

		HOME: DALLAS WINGS (9-20)																			
		POS	MIN	FG	FGA	3P	3PA	FT	FTA	OR	DR	TOT	A	PF	ST	TO	BS	+/-	PTS		
3	Kaela Davis	F	21:29	2	6	0	1	2	2	0	1	1	1	6	0	1	0	-1	6		
6	Kayla Thornton	F	34:19	2	8	1	2	4	4	0	4	4	1	2	1	1	0	-2	9		
20	Isabelle Harrison	C	25:29	5	14	0	0	2	2	6	4	10	1	4	3	0	0	-2	12		
15	Allisha Gray	G	37:25	2	8	1	3	4	2	1	3	2	1	1	1	0	0	-1	9		
24	Arike Ogunbowale	G	38:29	10	24	2	5	7	10	1	2	3	2	4	1	4	0	-4	29		
25	Glory Johnson		14:23	2	7	0	2	0	0	2	4	6	0	0	0	1	1	-12	4		
34	Imani McGee-Stafford		02:52	0	0	0	0	0	0	1	1	2	1	3	0	1	0	-2	0		
1	Brooke McCarty-Williams		04:05	0	0	0	0	0	0	0	0	0	0	0	0	1	0	0	0		
31	Kristine Anigwe		17:28	2	5	0	0	0	1	4	5	9	0	4	0	1	0	10	4		
13	Megan Gustafson		04:01	0	0	0	0	0	0	0	0	0	0	1	0	1	0	-6	0		
				200:00	25	72	4	13	19	23	16	22	38	8	25	6	12	1	-4	73	
					34.7%			30.8%		82.6%				TM REB: 7		TOT TO: 13 (11 PTS)					

SCORE BY PERIOD																		
	1	2	3	4	FINAL													
Dream	14	23	25	15	77													
WINGS	13	17	18	25	73													
Inactive: Dream - McCoughtry (Injury/Illness - Knee)																		
Inactive: Wings - Hill (Injury/Illness - Knee), Stevens (Injury/Illness - Foot)																		
Points in the Paint: Dream 32 (16/30), WINGS 34 (17/41)																		
2nd Chance Points: Dream 8 (3/4), WINGS 16 (7/19)																		
Fast Break Points: Dream 5 (2/4), WINGS 12 (3/7)																		
Technical fouls - Individual																		
Dream (0): NONE																		
WINGS (2): Agler 2:46 3rd , Anigwe 5:33 4th																		
Technical fouls - Defensive Third Seconds																		
Dream (1) : Breland 3:13 2nd																		
WINGS (0) : NONE																		
						Biggest Lead: Dream 20, WINGS 3												
						Lead Changes: 4												
						Times Tied: 5												

SCORE BY PERIOD																		
	1	2	3	4	FINAL													
Dream	14	23	25	15	77													
WINGS	13	17	18	25	73													
Inactive: Dream - McCoughtry (Injury/Illness - Knee)																		
Inactive: Wings - Hill (Injury/Illness - Knee), Stevens (Injury/Illness - Foot)																		
Points in the Paint: Dream 32 (16/30), WINGS 34 (17/41)																		
2nd Chance Points: Dream 8 (3/4), WINGS 16 (7/19)																		
Fast Break Points: Dream 5 (2/4), WINGS 12 (3/7)																		
Technical fouls - Individual																		
Dream (0): NONE																		
WINGS (2): Agler 2:46 3rd , Anigwe 5:33 4th																		
Technical fouls - Defensive Third Seconds																		
Dream (1) : Breland 3:13 2nd																		
WINGS (0) : NONE																		
Biggest Lead: Dream 20, WINGS 3																		
Lead Changes: 4																		
Times Tied: 5																		

## RECENT MEETINGS WITH WINGS

## MAY 24, 2019

ATLANTA (AP) One year after a stout defense helped Atlanta advance to the WNBA semi-finals, the Dream turned to that strength to help cap a comeback in their 2019 opener.

Jessica Breland scored 17 points, including a late go-ahead three-point play, and Atlanta held Dallas without a field goal in the final 2 minutes as the Dream rallied to beat the Wings 76-72 on Friday night.

Center Elizabeth Williams said Atlanta coach Nicki Collen expects defense to make decisive stands.

"At the end of games she trusts us to get stops," Williams said.

The Dream led the WNBA in field goal percentage defense (42.3) last season. The Wings made 26 of 74 shots (35.1 percent).

Dallas led 55-47 before Atlanta won the final period, 29-17.

"It was ugly but I think we did what we do and that's battle," Collen said. "... It took a little while to get everyone on the same page, but we just don't give up."

Renee Montgomery had 15 points for the Dream.

Allisha Gray had 14 points off the bench to lead Dallas. Rookie Arike Ogunbowale had 12 points. Another rookie, Brooke McCarty-Williams, had eight points and eight assists.

Imani McGee-Stafford's layup gave Dallas a 67-65 lead. McCarty-Williams' steal set up Gray's layup, stretching the lead to four points. Another steal by Gray set up her free throws for a 71-65 advantage.

Following a 3-pointer by Montgomery, Brittney Sykes made two of three free throws and grabbed the rebound on the miss to set up Breland's go-ahead three-point play with 1:17 remaining.

The Dream led 20-14 before the Wings scored the final five points of the first period to launch a 15-0 run for a 29-20 advantage. McGee-Stafford's offensive rebound and basket capped the run.

Sykes' 3-pointer snapped Atlanta's scoring drought, but Dallas led 39-34 at halftime. Every Wings player in uniform scored in the half, including five players off the bench.

Marie Guilich scored all of her six points in the final quarter to help Atlanta rally. Tiffany Hayes, a first-team all-WNBA selection last year, scored only five points while making only two of eight shots from the field. She missed each of her four 3-point attempts.

## JUNE 15, 2019

ARLINGTON, Texas (AP) Arike Ogunbowale scored 17 points, Allisha Gray added 16 points and the Dallas Wings got their first win of the season with a 71-61 victory over the Atlanta Dream on Saturday night.

The Wings (1-5) took control with a 17-4 run to lead 45-40 on Gray's driving layup with 1:47 left in the third quarter. The Dream (1-5) cut the deficit to 45-44 by the end of the period, but Dallas pushed its lead to 65-53 and held on for the final three minutes.

Elizabeth Williams had 16 points, Tiffany Hayes scored 15 and Alex Bentley added 11 for Atlanta. The Dream led for most of the first half with their largest lead of the game at 32-23.

After the game, the stat crew made a correction and took a blocked shot away from Atlanta's Jessica Breland. With the official scoring change, Breland finished with one block and has 299 career blocks.

Atlanta has lost five in a row since beating Dallas 76-72 in the season opener for both teams.

## AUGUST 25, 2019

ARLINGTON, Texas (AP) Tiffany Hayes scored 23 points to help Atlanta hold off the Dallas Wings 77-73 on Sunday for the Dream's first back-to-back road wins of the season.

Elizabeth Williams gave the Dream (7-22) the lead for good on a putback with 1:05 left and Hayes scored a driving layup with 21 seconds left to make it 75-71.

Isabelle Harrison cut the deficit back to two for the Wings (9-20), but Hayes made two free throws with 10 seconds left to secure the win.

Atlanta started to pull away with a run late in the second quarter and extended the lead to 60-40 late in the third.

Dallas erased the deficit when Arike Ogunbowale's free throw with 2:01 left tied it at 71.

Ogunbowale scored 29 points for the Wings, her sixth straight 20-point game and 13th of the season, which passed Odyssey Sims' franchise record for most 20-point games in a season by a Dallas rookie.

Williams returned after missing the last two games for personal reasons.

## ATLANTA DREAM STATS

## 2019 Records In...

1-point games .....	0-1
2-3 point games .....	2-2
4-5 point games .....	3-4
6-7 point games .....	1-2
8-9 point games .....	0-1
10+ point games .....	2-15

## Starting Lineup Records

Montgomery, Hayes, Sykes, Breland, Williams .....	5-15
Montgomery, Hayes, Coffey, Breland, Williams .....	1-5
Montgomery, Hayes, Cazorla, Breland, Williams .....	0-1
Montgomery, Bentley, Sykes, Breland, Williams .....	0-3
Montgomery, Hayes, Sykes, Breland, Gülich .....	0-1
Montgomery, Hayes, Sykes, Breland, Billings .....	1-0
Montgomery, Bentley, Sykes, Billings, Williams .....	1-0
Montgomery, McCoughtry, Sykes, Breland, Williams .....	0-1

## Record When Starting...

Player	W-L	Pct.
Alex Bentley .....	1-3	.250
Monique Billings .....	2-0	1.000
Jessica Breland .....	7-26	.219
Maite Cazorla .....	0-1	.000
Nia Coffey .....	1-6	.143
Marie Gülich .....	0-1	.000
Tiffany Hayes .....	7-22	.241
Angel McCoughtry .....	0-1	.000
Renee Montgomery .....	8-26	.235
Brittney Sykes .....	7-20	.259
Elizabeth Williams .....	7-25	.219

## 2019 Double Digit Games

Player	Pts.	Reb.	Ast.	Dble-Dbls
Alex Bentley	16	-	-	-
Monique Billings	4	6	-	1
Jessica Breland	12	7	-	4
Nia Coffey	4	-	-	-
Marie Gülich	2	1	-	1
Tiffany Hayes	22	-	-	-
Renee Montgomery	13	-	-	-
Brittney Sykes	15	2	-	1
Elizabeth Williams	14	3	-	1

## 2019 Game Leaders

Led Atlanta In...	Pts.	Reb.	Ast.	Stl.	Blk.
Alex Bentley	3	-	11	2	2
Jessica Breland	2	13	2	11	7
Monique Billings	2	10	-	2	3
Maite Cazorla	-	-	2	1	1
Alaina Coates	-	-	-	1	2
Nia Coffey	-	1	-	2	1
Marie Gülich	-	1	1	1	8
Tiffany Hayes	11	-	8	6	-
Renee Montgomery	5	-	6	9	1
Brittney Sykes	6	3	8	1	3
Elizabeth Williams	7	7	3	5	14

## 2019 Records When...

Leading after the 1st Half .....	5-9
Tied after the 1st Half .....	0-1
Trailing after the 1st Half .....	3-16

Overtime .....	0-1
Double Overtime .....	0-0

Outrebounding opponent .....	4-6
Tied in rebounding .....	1-0
Being outrebounded .....	3-20

Shooting at least 50% .....	0-0
Shooting between 40-50% .....	6-7
Shooting under 40% .....	2-19

Opponent shoots at least 50% .....	0-3
Opponent shoots between 40-50% .....	2-14
Opponent shoots under 40% .....	6-9

Scoring 50-59 points .....	0-4
Scoring 60-69 points .....	1-12
Scoring 70-79 points .....	5-7
Scoring 80-89 points .....	1-2
Scoring 90-99 points .....	1-1
Scoring 100 points or more .....	0-0

Allowing 50-59 points .....	1-0
Allowing 60-69 points .....	1-4
Allowing 70-79 points .....	5-9
Allowing 80-89 points .....	1-7
Allowing 90-99 points .....	0-6
Allowing 100 points or more .....	0-0

Making more FTs .....	6-7
Same number of FTs .....	1-2
Making fewer FTs .....	1-17

Making more 3Ps .....	5-8
Same number of 3Ps .....	0-6
Making fewer 3Ps .....	3-12

Committing more TOs .....	3-15
Same number of TOs .....	2-1
Committing fewer TOs .....	3-10

## 2019 ATLANTA DREAM OVERALL STATISTICS

Player	G	GS	MPG	PPG	OREB	DREB	RPG	APG	SPG	BPG	FG%	3P%	FT%	TO	PF
Tiffany Hayes	29	29	28.2	14.7	0.7	2.3	3.0	2.8	1.0	0.3	39.3	30.8	76.4	2.4	2.4
Brittney Sykes	34	27	25.9	10.2	0.7	3.7	4.4	2.5	0.6	0.5	36.5	25.9	70.3	2.0	1.7
Renee Montgomery	34	34	27.9	9.5	0.3	1.9	2.2	2.6	0.9	0.2	37.0	32.4	82.4	1.9	1.5
Elizabeth Williams	32	32	28.4	9.3	3.1	3.4	6.5	1.2	0.8	1.7	45.5	0.0	73.2	1.3	2.2
Alex Bentley	29	4	21.9	9.0	0.3	1.5	1.9	3.0	0.7	0.3	30.7	23.5	85.7	1.5	1.9
Jessica Breland	33	33	23.2	7.5	1.3	6.0	7.3	1.7	1.3	1.1	37.8	23.7	87.9	1.2	2.0
Monique Billings	29	2	19.1	5.5	2.1	4.8	6.9	0.6	0.6	0.4	38.9	100	78.3	1.6	2.3
Nia Coffey	28	6	13.9	5.0	0.8	2.0	2.8	0.4	0.5	0.5	33.8	37.9	54.8	0.8	1.9
Marie Glich	31	1	11.3	3.3	1.1	1.6	2.7	0.6	0.2	0.8	36.1	32.0	72.7	1.0	2.0
Maite Cazorla	31	1	15.4	3.0	0.1	0.6	0.7	1.6	0.6	0.0	31.2	23.6	87.5	0.9	0.7
Alaina Coates	9	0	8.3	2.8	0.9	2.1	3.0	0.1	0.2	0.7	64.3	0.0	53.8	0.4	2.2
Angel McCoughtry	1	1	0.0	0.0	0.0	0.0	0.0	0.0	0.0	0.0	0.0	0.0	0.0	0.0	0.0

## DREAM SCORING

Dream Scoring	High	Low
1st Quarter	29 [vs. Connecticut - 7/10]	6 [vs. Phoenix - 8/29]
2nd Quarter	28 [vs. Indiana - 6/19]	12 [3 times]
3rd Quarter	28 [at New York - 8/23]	7 [vs. Washington - 6/23]
4th Quarter	28 [vs. Dallas - 5/24]	10 [2 times]
1st Half	49 [at Vegas - 8/13]	25 [5 times]
2nd Half	51 [at Connecticut - 6/21]	25 [at LA - 9/3]
1OT	7 [vs. LA - 7/14]	7 [vs. LA - 7/14]
2OT		

## OPPONENT SCORING

Opponent Scoring	High	Low
1st Quarter	29 [2 times]	8 [vs. Dallas - 6/15]
2nd Quarter	27 [2 times]	11 [at Seattle - 7/5]
3rd Quarter	29 [at Washington - 7/21]	12 [2 times]
4th Quarter	32 [vs. LA - 7/23]	9 [3 times]
1st Half	53 [at Seattle - 9/1]	28 [at Dallas - 6/15]
2nd Half	51 [2 times]	21 [2 times]
1OT	12 [vs. LA - 7/14]	12 [vs. LA - 7/14]
2OT		

## 2019 TEAM HIGHS AND LOWS

## Dream Highs

Points	90	at Las Vegas - 8/13
Scoring Margin	+11	at Seattle - 7/5
Field Goals Made	32	at Las Vegas - 8/13
Field Goals Att.	80	at Chicago - 7/17
Field Goal Pct.	44.1	vs. Indiana - 6/19
3-Point FGs Made	14	at Seattle - 9/1
3-Point FGs Att.	31	at Indiana - 8/10
3-Point FG Pct.	50	at Seattle - 9/1
Free Throws Made	23	at Dallas - 8/25
Free Throws Att.	30	at New York - 8/23
Free Throw Pct.	94.1	at Chicago - 7/17
Offensive Rebounds	17	vs. Phoenix - 8/29
Defensive Rebounds	36	vs. New York - 9/8
Total Rebounds	50	vs. Los Angeles - 7/14
Assists	24	at Las Vegas - 8/13
Steals	12	2 times
Turnovers	20	2 times
Blocked Shots	11	vs. Dallas - 5/24
Personal Fouls	23	at Las Vegas - 8/13

## Dream Lows

Points	58	vs. New York - 6/30
Scoring Margin	-29	at Connecticut - 7/19
Field Goals Made	19	vs. New York - 6/30
Field Goals Att.	56	at Dallas - 8/25
Field Goal Pct.	26	vs. Phoenix - 8/29
3-Point FGs Made	2	3 times
3-Point FGs Att.	11	at Dallas - 8/25
3-Point FG Pct.	9.5	vs. Los Angeles - 7/23
Free Throws Made	5	at Seattle - 9/1
Free Throws Att.	10	at Minnesota - 7/2
Free Throw Pct.	58.8	at Washington - 6/1
Offensive Rebounds	5	at Connecticut - 6/21
Defensive Rebounds	16	at Washington - 6/1
Total Rebounds	25	at Seattle - 9/1
Assists	9	at Washington - 6/1
Steals	2	vs. Washington - 6/23
Turnovers	6	vs. Indiana - 6/19
Blocked Shots	1	2 times
Personal Fouls	13	2 times

## 2019 OPPONENT HIGHS AND LOWS

## Opponent Highs

Points	96	at Washington - 6/1
Scoring Margin	+29	at Connecticut - 7/19
Field Goals Made	39	vs. Las Vegas - 6/6
Field Goals Att.	76	vs. Las Vegas - 6/6
Field Goal Pct.	58.5	at Seattle - 9/1
3-Point FGs Made	12	2 times
3-Point FGs Att.	29	vs. Washington - 6/23
3-Point FG Pct.	60.0	at Las Vegas - 8/13
Free Throws Made	25	at Las Vegas - 8/13
Free Throws Att.	32	at Las Vegas - 8/13
Free Throw Pct.	91.7	vs. Washington - 6/23
Offensive Rebounds	17	2 times
Defensive Rebounds	36	2 times
Total Rebounds	48	at Phoenix - 7/7
Assists	28	at New York - 8/23
Steals	17	at Indiana - 7/31
Turnovers	21	vs. Las Vegas - 6/6
Blocked Shots	11	vs. Las Vegas - 9/5
Personal Fouls	31	vs. Dallas - 5/24

## Opponent Lows

Points	53	vs. Minnesota - 7/12
Scoring Margin	-11	at Seattle - 7/5
Field Goals Made	20	at Indiana - 7/31
Field Goals Att.	56	vs. Phoenix - 8/29
Field Goal Pct.	28.4	vs. Connecticut - 6/9
3-Point FGs Made	1	2 times
3-Point FGs Att.	11	vs. New York - 6/30
3-Point FG Pct.	6.7	vs. Las Vegas - 9/5
Free Throws Made	4	2 times
Free Throws Att.	5	vs. Minnesota - 7/12
Free Throw Pct.	63.6	vs. Las Vegas - 6/6
Offensive Rebounds	4	vs. Phoenix - 8/29
Defensive Rebounds	21	vs. Indiana - 6/19
Total Rebounds	28	at Seattle - 9/1
Assists	8	at Dallas - 8/25
Steals	3	at Phoenix - 7/7
Turnovers	5	vs. Los Angeles - 7/14
Blocked Shots	1	at Dallas - 8/25
Personal Fouls	11	at Seattle - 7/5



2020 GAME-BY-GAME COMPARISON

7/26	TEAM	FG	FGA	FG%	FT	FTA	FT%	3P	3PA	3P%	OR	DR	TOT	A	PF	ST	TO	BS	PT
	WINGS																		
	DREAM																		

## 2019 GAME-BY-GAME COMPARISON

Dream Highs			Opponent Highs		
<b>Points</b>			<b>Points</b>		
Tiffany Hayes	at Indiana - 8/10/19	34	Brittney Griner	at Phoenix - 7/7/19	31
<b>Minutes</b>			<b>Minutes</b>		
Elizabeth Williams	at Seattle - 7/5/19	36	Chelsea Gray	vs. Los Angeles - 7/14/19	41
<b>Field Goals Made</b>			<b>Field Goals Made</b>		
Tiffany Hayes	at Indiana - 8/10/19	12	Brittney Griner	at Phoenix - 7/7/19	11
<b>Field Goals Attempted</b>			<b>Field Goals Attempted</b>		
Tiffany Hayes	vs. Chicago - 8/20/19	23	Arike Ogunbowale	at Dallas - 8/25/19	24
			Tina Charles	vs. New York - 6/30/19	24
<b>3-Point Field Goals Made</b>			<b>3-Point Field Goals Made</b>		
Renee Montgomery	at Chicago - 7/17/19	6	Shekinna Sticklen	at Connecticut - 6/21/19	7
<b>3-Point Field Goals Attempted</b>			<b>3-Point Field Goals Attempted</b>		
Renee Montgomery	at Chicago - 7/17/19	13	Riquna Williams	vs. Los Angeles - 7/14/19	12
<b>Free Throws Made</b>			<b>Free Throws Made</b>		
Tiffany Hayes	at Dallas - 8/25/19	12	Diamond DeShields	at Chicago - 7/17/19	10
<b>Free Throws Attempted</b>			<b>Free Throws Attempted</b>		
Tiffany Hayes	at Dallas - 8/25/19	15	Diamond DeShields	at Chicago - 7/17/19	13
			Odyssey Sims	vs. Minnesota	13
<b>Rebounds</b>			<b>Rebounds</b>		
Monique Billings	vs. Los Angeles - 7/14/19	16	Nneka Ogumike	vs. Los Angeles - 7/14/19	15
			Reshanda Grey	vs. New York - 6/30/19	15
<b>Assists</b>			<b>Assists</b>		
Renee Montgomery	vs. Indiana - 6/19/19	9	Courtney Vandersloot	vs. Chicago - 8/20/19	10
<b>Steals</b>			<b>Steals</b>		
Jessica Breland	at Minnesota - 7/2/19	4	Jordin Canada	at Seattle - 9/1/19	5
Tiffany Hayes	vs. New York - 6/30/19	4	Erica Wheeler	at Indiana - 7/31/19	5
<b>Turnovers</b>			Alyssa Thomas	vs. Connecticut - 7/10/19	5
Alex Bentley	vs. Las Vegas - 9/5/19	5	Jasmine Thomas	vs. Connecticut - 7/10/19	5
Tiffany Hayes	3 times	5			
Brittney Sykes	2 times	5			
Monique Billings	vs. Los Angeles - 7/14/19	5			
Renee Montgomery	vs. Las Vegas - 6/6/19	5			
<b>Blocked Shots</b>			<b>Turnovers</b>		
Elizabeth Williams	vs. Las Vegas - 9/5/19	8	Brittney Griner	vs. Phoenix - 8/29/19	5
			Courtney Vandersloot	vs. Chicago - 8/20/19	5
			Jordin Canada	at Seattle - 7/5/19	5
			Odyssey Sims	at Minnesota - 7/2/19	5
			Glory Johnson	vs. Dallas - 5/24/19	5
			<b>Blocked Shots</b>		
			A'ja Wilson	vs. Las Vegas - 9/5/19	7

## 2019 DREAM RECORD BY TEAM

Team	Home	Away	OVR (PCT.)	Team	Home	Away	OVR (PCT.)
Chicago (0-3)	0-2	0-1	0-3 (.000)	Minnesota (1-2)	1-1	0-1	1-2 (.333)
Connecticut (1-3)	1-1	0-2	1-3 (.250)	New York (1-2)	0-2	1-0	1-2 (.333)
Dallas (2-1)	1-0	1-1	2-1 (.667)	Phoenix (0-3)	0-1	0-2	0-3 (.000)
Indiana (1-2)	1-0	0-2	1-2 (.333)	Seattle (1-1)	0-1	1-1	1-2 (.333)
Las Vegas (0-2)	1-1	0-1	1-2 (.333)	Washington (0-3)	0-1	0-2	0-3 (.000)
Los Angeles (0-3)	0-2	0-1	0-3 (.000)				

## 2019 DREAM WIN-LOSS MARGIN

Margin	1	2	3	4	5	6	7	8	9	10	11	12	13	14	15	16	17	18	19	20+
Games Won By			2	3			1			1	1									
Games Lost By	1	2		2	2	1	1	1	1	3		2				4	2			4

## 2019 DREAM RECORD BY DAY

Day	Home	Away	OVR (PCT.)
Monday	0-0	0-1	0-1 (.000)
Tuesday	0-3	0-2	0-5 (.000)
Wednesday	2-0	0-2	2-2 (.500)
Thursday	1-1	0-0	1-1 (.500)
Friday	2-2	2-3	4-5 (.444)
Saturday	0-0	0-3	0-3 (.000)
Sunday	0-5	1-4	1-9 (.100)

## 2019 DREAM RECORD BY MONTH

Month	Home	Away	OVR (PCT.)
May	1-1	0-0	1-1 (.500)
June	1-4	0-3	1-7 (.125)
July	2-2	1-6	3-8 (.273)
August	0-3	2-4	2-7 (.222)
September	1-2	0-2	1-4 (.200)

## 2019 MISC STATS

	Dream Bench Pts	Dream Largest Deficit	Dream Pts the Paint	Dream 2nd Chance Pts	Dream Fast Break Pts	Dream Pts off TO's	Opp Bench Pts	Opp Largest Deficit	Opp Pts in the Paint	Opp 2nd Chance Pts	Opp Fast Break Pts	Opp Pts off TO's
5/24 vs. Dallas	22	9	36	15	12	16	42	10	34	19	12	21
5/31 vs. Seattle	30	20	28	11	7	10	28	334	6	4	15	6/1
at Washington	37	32	40	20	7	19	41	0	36	18	9	21
6/6 vs. Las Vegas	29	32	22	11	6	24	37	0	46	16	16	17
6/9 vs. Connecticut	23	16	28	12	9	8	5	0	20	14	12	20
6/15 at Dallas	23	3	24	13	6	11	34	9	30	14	16	29
6/19 vs. Indiana	22	6	30	12	10	14	10	11	36	18	6	9
6/21 at Connecticut	21	22	26	7	2	17	17	324	7	13	12	
6/23 vs. Washington	24	23	28	13	4	8	28	4	30	18	4	15
6/30 vs. New York	25	16	18	8	8	16	10	148	10	12	21	7/2
at Minnesota	30	21	32	7	2	7	15	738	18	13	19	
7/5 at Seattle	22	11	26	14	9	25	11	21	28	13	6	13
7/7 at Phoenix	8	10	18	9	7	14	6	324	12	7	7	
7/10 vs. Connecticut	21	4	28	16	4	13	32	14	30	12	14	19
7/12 vs. Minnesota	18	0	26	13	4	14	11	11	24	8	8	11
7/14 vs. Los Angeles	27	8	32	14	5	6	16	4	36	15	6	15
7/17 at Chicago	7	2	28	5	12	20	22	12	30	18	21	15
7/19 at Connecticut	22	32	28	12	5	3	45	0	46	25	7	20
7/21 at Washington	25	30	30	14	0	8	29	224	12	7	11	
7/23 vs. Los Angeles	23	12	28	7	6	16	3	6	32	12	2	9
7/31 at Indiana	19	13	24	10	6	12	21	5	22	10	5	19
8/3 vs. Chicago	37	16	20	9	5	17	30	10	38	7	8	15
8/6 vs. Minnesota	17	18	18	16	4	10	23	11	30	21	10	25
8/10 at Indiana	9	8	24	9	4	11	30	9	28	9	13	18
8/13 at Las Vegas	36	13	20	14	9	19	6	6	36	10	4	16



## #5 JAYLYN AGNEW F • 5-11 • 152 • R • Creighton

### 2019-20 Highlights at Creighton:

- » Became the first Bluejay drafted into the WNBA when she was selected 24th overall by the Washington Mystics in the 2020 WNBA Draft
- » 2020 BIG EAST Player of the Year
- » Led the nation at the charity stripe in her redshirt senior season, making 76 of 80 free throws for an NCAA-high 95.0 shooting percentage
- » Claimed the BIG EAST scoring title in 2019-20 with the highest average (23.1) since former Atlanta Dream forward Angel McCoughtry's 26.6 points per game with Louisville in 2008-09

### AGNEW 2020 GAME-BY-GAME

Date	Opp	GS	MP	FGM-A	3PM-A	FTM-A	OREB	DREB	REB	AST	PF	STL	TO	BS	PTS
7/26	DAL														

### SEASON/CAREER HIGHS

Points (2020)	Points (Career)
FG Made (2020)	FG Made (Career)
FG Attempted (2020)	FG Attempted (Career)
FT Made (2020)	FT Made (Career)
FT Attempted (2020)	FT Attempted (Career)
3PT FG Made (2020)	3PT FG Made (Career)
3PT FG Attempt. (2020)	3PT FG Att. (Career)
Off. Rebounds (2020)	Off. Rebounds (Career)
Def. Rebounds (2020)	Def. Rebounds (Career)
Total Rebounds (2020)	Total Rebounds (Career)
Assists (2020)	Assists (Career)
Blocks (2020)	Blocks (Career)
Steals (2020)	Steals (Career)
Minutes (2020)	Minutes (Career)
Double-Doubles (2020)	Double-Doubles (Career)



## #25 MONIQUE BILLINGS F · 6-4 · 192 · 2 yrs · UCLA

2019 Highlights with Atlanta:

- » Appeared in 29 of the Dream's 34 games and started in two
- » Posted her first career double-double with 10 points and a then-career-high 14 rebounds against Washington (6/23)
- » Led the team in total rebounds on eight occasions, and led in all three rebounding categories (offensive, defensive, total) three times
- » Led the team in scoring twice, including a career-high 16-point outing against Los Angeles (7/23) and 15 points at Seattle (9/1)
- » Recorded a career-high 16 rebounds against Los Angeles (7/14), the most earned by any Dream player since Elizabeth Williams pulled down 16 boards in 2016 (vs. Phoenix, 9/11/16).

### BILLINGS 2020 GAME-BY-GAME

Date	Opp	GS	MP	FGM-A	3PM-A	FTM-A	OREB	DREB	REB	AST	PF	STL	TO	BS	PTS
7/26	DAL														

### SEASON/CAREER HIGHS

Points (2020)	
Points (Career)	16 (7/23/19)
FG Made (2020)	
FG Made (Career)	6 (2 times)
FG Attempted (2020)	
FG Attempted (Career)	14 (7/23/19)
FT Made (2020)	
FT Made (Career)	7 (8/23/19)
FT Attempted (2020)	
FT Attempted (Career)	9 (8/23/19)
3PT FG Made (2020)	
3PT FG Made (Career)	NONE
3PT FG Attempt. (2020)	
3PT FG Att. (Career)	NONE
Off. Rebounds (2020)	
Off. Rebounds (Career)	9 (7/14/19)
Def. Rebounds (2020)	
Def. Rebounds (Career)	12 (9/5/19)
Total Rebounds (2020)	
Total Rebounds (Career)	16 (7/14/19)
Assists (2020)	
Assists (Career)	2 (5 times)
Blocks (2020)	
Blocks (Career)	3 (8/20/19)
Steals (2020)	
Steals (Career)	2 (6 times)
Minutes (2020)	
Minutes (Career)	31 (8/20/19)
Double-Doubles (2020)	
Double-Doubles (Career)	1 (6/23/19)

### BILLINGS CAREER

Season	Team	G	GS	MIN	FGM-A	3PM-A	FTM-A	OR	DR	TOT	AST	STL	BS	TO	PF	PTS
2018	ATL	32	0	353	41 - 93	0 - 0	24 - 32	37	51	88	12	14	1	14	37	106
2019	ATL	29	2	553	56 - 144	1 - 1	47 - 60	61	140	201	16	17	12	46	66	160
Career		61	2	906	97 - 237	1 - 1	71 - 92	98	191	289	28	31	13	60	103	266



## #20 BRITTANY BREWER F · 6-5 · 182 · R · Texas Tech

### 2019-20 Highlights at Texas Tech:


- » First Lady Raider drafted into the WNBA in 14 years
- » All American Honorable Mention and All-Big 12 First Team in 2019-20
- » One of the “Final Five” contestants for the Lisa Leslie Award for the nation’s top center ...
- » Finished as the only D-I player to average at least 15 points, 10 rebounds and four blocks per game in 2019-20
- » First Lady Raider to record a triple-double in 22 years in 2019, scoring 12 points with 14 rebounds and an NCAA-record-tying 16 blocks against Louisiana-Monroe on December 22.

### BREWER 2020 GAME-BY-GAME

Date	Opp	GS	MP	FGM-A	3PM-A	FTM-A	OREB	DREB	REB	AST	PF	STL	TO	BS	PTS
7/26	DAL														

### SEASON/CAREER HIGHS

Points (2020)
Points (Career)
FG Made (2020)
FG Made (Career)
FG Attempted (2020)
FG Attempted (Career)
FT Made (2020)
FT Made (Career)
FT Attempted (2020)
FT Attempted (Career)
3PT FG Made (2020)
3PT FG Made (Career)
3PT FG Attempt. (2020)
3PT FG Att. (Career)
Off. Rebounds (2020)
Off. Rebounds (Career)
Def. Rebounds (2020)
Def. Rebounds (Career)
Total Rebounds (2020)
Total Rebounds (Career)
Assists (2020)
Assists (Career)
Blocks (2020)
Blocks (Career)
Steals (2020)
Steals (Career)
Minutes (2020)
Minutes (Career)
Double-Doubles (2020)
Double-Doubles (Career)



## #22 HALANI BROWN C · 6-7 · 245 · 1 yr · Baylor

**Kalani** Brown – kuh-LAH-nee

2019 Highlights with Los Angeles:

- » Appeared in 28 games and contributed 144 total points
- » Averaged 5.1 points, 3.5 rebounds, 0.6 assists in 13.5 minutes per game
- » Shot 47.8% from the field
- » Scored 12 points against Las Vegas (June 27) and Atlanta (July 14)
- » Grabbed eight rebounds against Atlanta on July 14

### BROWN 2020 GAME-BY-GAME

Date	Opp	GS	MP	FGM-A	3PM-A	FTM-A	OREB	DREB	REB	AST	PF	STL	TO	BS	PTS
7/26	DAL						NTD								

### SEASON/CAREER HIGHS

Points (2020)	
Points (Career)	12 (2 times)
FG Made (2020)	
FG Made (Career)	6 (7/14/19)
FG Attempted (2020)	
FG Attempted (Career)	10 (2 times)
FT Made (2020)	
FT Made (Career)	4 (2 times)
FT Attempted (2020)	
FT Attempted (Career)	6 (8/22/19)
3PT FG Made (2020)	
3PT FG Made (Career)	N/A
3PT FG Attempt. (2020)	
3PT FG Att. (Career)	1 (9/8/19)
Off. Rebounds (2020)	
Off. Rebounds (Career)	3 (4 times)
Def. Rebounds (2020)	
Def. Rebounds (Career)	6 (7/14/19)
Total Rebounds (2020)	
Total Rebounds (Career)	8 (7/14/19)
Assists (2020)	
Assists (Career)	2 (2 times)
Blocks (2020)	
Blocks (Career)	3 (6/30/19)
Steals (2020)	
Steals (Career)	2 (9/8/19)
Minutes (2020)	
Minutes (Career)	23 (6/27/19)
Double-Doubles (2020)	
Double-Doubles (Career)	NONE

### BROWN CAREER

Season	Team	G	GS	MIN	FGM-A	3PM-A	FTM-A	OR	DR	TOT	AST	STL	BS	TO	PF	PTS
2019	LAS	28	0	377	54 - 113	0 - 1	36 - 46	34	64	98	17	9	22	29	47	144
Career		28	0	377	54 - 113	0 - 1	36 - 46	34	64	98	17	9	22	29	47	144





## #3 CHENNEDY CARTER

G · 5-9 · 143 · R · Texas A&M

Chennedy Carter - Kennedy

### 2019 Highlights at Texas A&M:

- » Highest Draft pick in A&M history (13 total Draft picks, second highest: Kelsey Bone at No. 5 in 2013, New York Liberty)
- » Three-time All-American and three-time First Team All-SEC selection
- » In just three seasons, reached Texas A&M's career top 10 in points (1,983, 2nd), 10+ point games (87, 3rd), 20+ point games (62, 1st), 30+ point games (13, 1st), field goals made (732, 3rd), field goals attempted (1,698, 3rd), 3-pointers made (148, 6th), 3-pointers attempted (428, 6th), free throws made (371, 3rd), free throws attempted (496, 3rd) and free throw percentage (74.8, 8th).

### CARTER 2020 GAME-BY-GAME

Date	Opp	GS	MP	FGM-A	3PM-A	FTM-A	OREB	DREB	REB	AST	PF	STL	TO	BS	PTS
7/26	DAL														

### SEASON/CAREER HIGHS

Points (2020)	Points (Career)
FG Made (2020)	FG Made (Career)
FG Attempted (2020)	FG Attempted (Career)
FT Made (2020)	FT Made (Career)
FT Attempted (2020)	FT Attempted (Career)
3PT FG Made (2020)	3PT FG Made (Career)
3PT FG Attempt. (2020)	3PT FG Att. (Career)
Off. Rebounds (2020)	Off. Rebounds (Career)
Def. Rebounds (2020)	Def. Rebounds (Career)
Total Rebounds (2020)	Total Rebounds (Career)
Assists (2020)	Assists (Career)
Blocks (2020)	Blocks (Career)
Steals (2020)	Steals (Career)
Minutes (2020)	Minutes (Career)
Double-Doubles (2020)	Double-Doubles (Career)



## #11 BLAKE DIETRICK G · 5-10 · 169 · 3 yrs · Princeton

Blake **Dietrick** - dee-TRICK

### 2019 Highlights with Seattle:

- » Signed with Storm on June 5 after appearing in three preseason games with Atlanta.
- » Appeared in first game on June 9, four days after joining team... made first career start on June 16 at Connecticut.
- » Dished out season-high 4 assists in 8 minutes of action on Aug. 16 at Connecticut.
- » First made field goal was a buzzer-beater in a loss to Los Angeles on Sept. 5.

### DIETRICK 2020 GAME-BY-GAME


Date	Opp	GS	MP	FGM-A	3PM-A	FTM-A	OREB	DREB	REB	AST	PF	STL	TO	BS	PTS
7/26	DAL														

### SEASON/CAREER HIGHS

Points [2020]	
Points [Career]	12 (6/27/18)
FG Made [2020]	
FG Made [Career]	4 (6/27/18)
FG Attempted [2020]	
FG Attempted [Career]	7 (6/27/18)
FT Made [2020]	
FT Made [Career]	3 (6/27/18)
FT Attempted [2020]	
FT Attempted [Career]	4 (7/12/19)
3PT FG Made [2020]	
3PT FG Made [Career]	3 (6/27/18)
3PT FG Attempt. [2020]	
3PT FG Att. [Career]	5 (6/19/18)
Off. Rebounds [2020]	
Off. Rebounds [Career]	1 (3 times)
Def. Rebounds [2020]	
Def. Rebounds [Career]	3 (2 times)
Total Rebounds [2020]	
Total Rebounds [Career]	4 (6/27/18)
Assists [2020]	
Assists [Career]	4 (8/16/19)
Blocks [2020]	
Blocks [Career]	1 (2 times)
Steals [2020]	
Steals [Career]	2 (7/8/18)
Minutes [2020]	
Minutes [Career]	23 (2 times)
Double-Doubles [2020]	
Double-Doubles [Career]	NONE

### DIETRICK CAREER

Season	Team	G	GS	MIN	FGM-A	3PM-A	FTM-A	OR	DR	TOT	AST	STL	BS	TO	PF	PTS
2016	TOT	3	0	14	1-2	0-1	2-2	0	3	3	0	0	0	1	1	4
2018	ATL	26	0	186	12-35	9-23	4-6	2	12	14	11	7	0	12	21	37
2019	SEA	17	1	106	1-10	0-6	4-6	1	9	10	16	3	2	10	14	6
Career		46	1	306	14-47	9-30	10-14	3	24	27	27	10	2	23	36	47



## #0 GLORY JOHNSON F • 6-3 • 170 • 7 yrs • Tennessee

### 2019 Highlights with Dallas:

- » Has scored at least 200 points in all of her seven seasons.
- » Set a career-high with 35 threes made.
- » She recorded a season-high 20 points versus PHX (8/10) and WAS (8/31).
- » Grabbed her season-high 9 rebounds 4 times this season.
- » Passed the 1,500 rebounding mark for her career and the 100 block mark.

### JOHNSON 2020 GAME-BY-GAME

Date	Opp	GS	MP	FGM-A	3PM-A	FTM-A	OREB	DREB	REB	AST	PF	STL	TO	BS	PTS
7/26	DAL														

NOT WITH TEAM

### SEASON/CAREER HIGHS

Points (2020)	
Points (Career)	32 (6/16/13)
FG Made (2020)	
FG Made (Career)	12 (6/16/13)
FG Attempted (2020)	
FG Attempted (Career)	12 (6/16/13)
FT Made (2020)	
FT Made (Career)	14 (7/12/12)
FT Attempted (2020)	
FT Attempted (Career)	15 (7/12/12)
3PT FG Made (2020)	
3PT FG Made (Career)	6 (8/31/19)
3PT FG Attempt. (2020)	
3PT FG Att. (Career)	11 (8/31/19)
Off. Rebounds (2020)	
Off. Rebounds (Career)	12 (6/16/13)
Def. Rebounds (2020)	
Def. Rebounds (Career)	13 (2 times)
Total Rebounds (2020)	
Total Rebounds (Career)	22 (6/16/13)
Assists (2020)	
Assists (Career)	5 (4 times)
Blocks (2020)	
Blocks (Career)	3 (4 times)
Steals (2020)	
Steals (Career)	5 (5 times)
Minutes (2020)	
Minutes (Career)	42 (8/25/13)
Double-Doubles (2020)	
Double-Doubles (Career)	NONE

### JOHNSON CAREER

Season	Team	G	GS	MIN	FGM-A	3PM-A	FTM-A	OR	DR	TOT	AST	STL	BS	TO	PF	PTS
2012	TUL	34	28	958	131 - 272	0 - 0	130 - 192	95	137	232	38	73	20	71	103	392
2013	TUL	29	28	875	152 - 341	1 - 3	130 - 174	95	163	258	33	30	12	60	71	435
2014	TUL	33	33	1070	173 - 385	0 - 3	139 - 183	95	210	305	46	45	13	87	107	485
2016	DAL	18	6	502	72 - 163	4 - 14	55 - 73	48	113	161	23	17	11	26	39	203
2017	DAL	33	33	1022	187 - 403	21 - 67	98 - 128	79	221	300	53	41	13	73	97	493
2018	DAL	29	17	652	85 - 204	17 - 54	46 - 59	47	126	173	39	29	14	39	61	233
2019	DAL	28	19	676	78 - 214	35 - 103	14 - 24	27	117	144	39	39	18	28	45	205
Career		204	164	5756	878 - 1982	78 - 244	612 - 833	486	1087	1573	271	274	101	384	523	2446



## #7 ALEXIS JONES G · 5-9 · 167 · 3 yrs · Baylor

2019 Highlights with Los Angeles:

- » Appeared in 20 games and totaled 79 points.
- » Career-high 15 points against Minnesota on August 20, 2019.
- » Appeared in three playoff games.
- » Averaged 4.0 points, 1.1 rebounds, and 1.8 assists per game in 12.2 minutes of action.

### JONES 2020 GAME-BY-GAME

Date	Opp	GS	MP	FGM-A	3PM-A	FTM-A	OREB	DREB	REB	AST	PF	STL	TO	BS	PTS
7/26	DAL														

### SEASON/CAREER HIGHS

Points (2020)	
Points (Career)	15 (8/20/19)
FG Made (2020)	
FG Made (Career)	5 (8/20/19)
FG Attempted (2020)	
FG Attempted (Career)	9 (4 times)
FT Made (2020)	
FT Made (Career)	3 (2 times)
FT Attempted (2020)	
FT Attempted (Career)	4 (2 times)
3PT FG Made (2020)	
3PT FG Made (Career)	3 (3 times)
3PT FG Attempt. (2020)	
3PT FG Att. (Career)	6 (3 times)
Off. Rebounds (2020)	
Off. Rebounds (Career)	1 (11 times)
Def. Rebounds (2020)	
Def. Rebounds (Career)	3 (6 times)
Total Rebounds (2020)	
Total Rebounds (Career)	4 (2 times)
Assists (2020)	
Assists (Career)	5 (9/1/17)
Blocks (2020)	
Blocks (Career)	1 (6 times)
Steals (2020)	
Steals (Career)	3 (8/18/17)
Minutes (2020)	
Minutes (Career)	28 (6/3/18)
Double-Doubles (2020)	
Double-Doubles (Career)	NONE

### JONES CAREER

Season	Team	G	GS	MIN	FGM-A	3PM-A	FTM-A	OR	DR	TOT	AST	STL	BS	TO	PF	PTS
2017	MIN	29	0	211	26 - 76	11 - 29	12 - 14	4	18	22	23	8	0	21	23	75
2018	MIN	26	0	229	32 - 91	16 - 50	6 - 8	5	18	23	18	3	2	17	26	86
2019	LAS	20	1	243	28 - 70	11 - 33	12 - 15	2	20	22	36	6	4	27	29	79
Career		75	1	683	86 - 237	38 - 112	30 - 37	11	56	67	77	17	6	65	78	240



## #44 BETNIJAH LANEY

Betnijah Laney - buh-NIGH-jah

2019 Highlights with Indiana:

- » Appeared in all 34 games with the Fever and started in 27, averaging 5.6 points, 4.2 rebounds and 1.7 assists per game – all career-high records
- » Put up career-best numbers against Dallas on June 13, pulling down 11 rebounds (6 offensive) with three attempted three-pointers.

### LANEY 2020 GAME-BY-GAME

Date	Opp	GS	MP	FGM-A	3PM-A	FTM-A	OREB	DREB	REB	AST	PF	STL	TO	BS	PTS
7/26	DAL														

### SEASON/CAREER HIGHS

Points (2020)	
Points (Career)	12 (2 times)
FG Made (2020)	
FG Made (Career)	6 (2 times)
FG Attempted (2020)	
FG Attempted (Career)	11 (2 times)
FT Made (2020)	
FT Made (Career)	4 (7/19/19)
FT Attempted (2020)	
FT Attempted (Career)	5 (7/19/19)
3PT FG Made (2020)	
3PT FG Made (Career)	3 (6/29/19)
3PT FG Attempt. (2020)	
3PT FG Att. (Career)	6 (6/13/19)
Off. Rebounds (2020)	
Off. Rebounds (Career)	6 (6/13/19)
Def. Rebounds (2020)	
Def. Rebounds (Career)	9 (7/10/19)
Total Rebounds (2020)	
Total Rebounds (Career)	11 (6/13/19)
Assists (2020)	
Assists (Career)	7 (9/8/19)
Blocks (2020)	
Blocks (Career)	2 (6/19/15)
Steals (2020)	
Steals (Career)	4 (2 times)
Minutes (2020)	
Minutes (Career)	39 (6/13/19)
Double-Doubles (2020)	
Double-Doubles (Career)	NONE

### LANEY CAREER

Season	Team	G	GS	MIN	FGM-A	3PM-A	FTM-A	OR	DR	TOT	AST	STL	BS	TO	PF	PTS
2015	CHI	32	2	411	39 - 99	0 - 6	16 - 23	18	50	68	19	16	6	18	41	94
2016	CHI	8	1	42	2 - 12	0 - 1	4 - 4	1	4	5	1	1	0	2	6	8
2018	CON	29	0	271	33 - 70	1 - 9	10 - 11	20	30	50	21	11	0	16	20	77
2019	IND	34	27	878	77 - 213	20 - 66	18 - 31	32	111	143	59	48	4	49	55	192
Career		103	30	1602	151 - 394	21 - 82	48 - 69	71	195	266	100	76	10	85	122	371



## #24 ERICA MCCALL F · 6-2 · 184 · 3 yrs · Stanford

2019 Highlights with Indiana:

- » Appeared in 20 games and totaled 79 points.
- » Career-high 15 points against Minnesota on August 20, 2019.
- » Appeared in three playoff games.
- » Averaged 4.0 points, 1.1 rebounds, and 1.8 assists per game in 12.2 minutes of action.

### MCCALL 2020 GAME-BY-GAME

Date	Opp	GS	MP	FGM-A	3PM-A	FTM-A	OREB	DREB	REB	AST	PF	STL	TO	BS	PTS
7/26	DAL														

### SEASON/CAREER HIGHS

Points [2020]	
Points [Career]	12 [8/12/17]
FG Made [2020]	
FG Made [Career]	5 [8/12/17]
FG Attempted [2020]	
FG Attempted [Career]	13 [6/8/18]
FT Made [2020]	
FT Made [Career]	3 [3 times]
FT Attempted [2020]	
FT Attempted [Career]	6 [8/10/18]
3PT FG Made [2020]	
3PT FG Made [Career]	1 [2 times]
3PT FG Attempt. [2020]	
3PT FG Att. [Career]	2 [2 times]
Off. Rebounds [2020]	
Off. Rebounds [Career]	5 [2 times]
Def. Rebounds [2020]	
Def. Rebounds [Career]	8 [7/30/17]
Total Rebounds [2020]	
Total Rebounds [Career]	11 [6/8/18]
Assists [2020]	
Assists [Career]	2 [4 times]
Blocks [2020]	
Blocks [Career]	4 [8/10/18]
Steals [2020]	
Steals [Career]	2 [6/27/18]
Minutes [2020]	
Minutes [Career]	32 [6/8/18]
Double-Doubles [2020]	
Double-Doubles [Career]	NONE

### MCCALL CAREER

Season	Team	G	GS	MIN	FGM-A	3PM-A	FTM-A	OR	DR	TOT	AST	STL	BS	TO	PF	PTS
2017	IND	30	1	322	41-101	1-3	15-22	20	49	69	5	4	9	20	37	98
2018	IND	34	2	418	42-109	1-8	13-19	47	46	93	13	12	16	12	55	98
2019	IND	15	0	104	3-22	0-0	8-8	11	16	27	6	1	6	3	13	14
Career		79	3	844	86-232	2-11	36-49	78	111	189	24	17	31	35	105	210



## #40 SHEKINNA STRICKLEN F · 6-2 · 230 · 8 yrs · Tennessee

Shekinna Stricklen – sheh-KEE-nuh

### 2019 Highlights with Connecticut:

- » Started in all 34 regular season and all 8 Playoff games for the Sun.
- » Tallied a career-high 76 made three-pointers (38.2 percent) in the regular season and 12 (34.3 percent) in the postseason.
- » Winner of 2019 WNBA All-Star Three-Point Contest.

### STRICKLEN 2020 GAME-BY-GAME

Date	Opp	GS	MP	FGM-A	3PM-A	FTM-A	OREB	DREB	REB	AST	PF	STL	TO	BS	PTS
7/26	DAL														

### SEASON/CAREER HIGHS

Points (2020)	
Points (Career)	26 (9/12/13)
FG Made (2020)	
FG Made (Career)	10 (2 times)
FG Attempted (2020)	
FG Attempted (Career)	17 (8/4/13)
FT Made (2020)	
FT Made (Career)	6 (8/9/15)
FT Attempted (2020)	
FT Attempted (Career)	6 (3 times)
3PT FG Made (2020)	
3PT FG Made (Career)	8 (7/22/18)
3PT FG Attempt. (2020)	
3PT FG Att. (Career)	13 (8/16/19)
Off. Rebounds (2020)	
Off. Rebounds (Career)	4 (3 times)
Def. Rebounds (2020)	
Def. Rebounds (Career)	8 (3 times)
Total Rebounds (2020)	
Total Rebounds (Career)	11 (7/13/12)
Assists (2020)	
Assists (Career)	6 (7/30/19)
Blocks (2020)	
Blocks (Career)	3 (8/9/13)
Steals (2020)	
Steals (Career)	5 (8/8/17)
Minutes (2020)	
Minutes (Career)	37 (2 times)
Double-Doubles (2020)	
Double-Doubles (Career)	1 (7/13/12)

### STRICKLEN CAREER

Season Team	G	GS	MIN	FGM-A	3PM-A	FTM-A	OR	DR	TOT	AST	STL	BS	TO	PF	PTS
2012 SEA	34	3	784	100 - 253	37 - 117	36 - 52	28	119	147	40	24	8	35	70	273
2013 SEA	34	21	797	131 - 319	54 - 157	25 - 39	28	68	96	28	25	13	40	54	341
2014 SEA	33	10	578	86 - 200	47 - 122	19 - 26	9	60	69	23	20	3	27	65	238
2015 CON	34	0	599	95 - 231	51 - 142	22 - 28	25	38	63	22	19	8	20	46	263
2016 CON	28	0	306	38 - 104	27 - 77	9 - 14	9	29	38	15	12	2	3	20	112
2017 CON	34	29	926	95 - 232	71 - 173	32 - 37	17	90	107	37	42	4	29	56	293
2018 CON	34	30	639	77 - 179	58 - 135	12 - 14	9	68	77	16	20	4	19	46	224
2019 CON	34	34	804	104 - 255	76 - 199	22 - 27	9	56	65	39	34	7	28	79	306
Career	265	127	5434	726 - 1773	421 - 1122	177 - 237	134	528	662	220	196	49	201	436	2050





## #10 COURTNEY WILLIAMS

G · 5-8 · 133 · 4 yrs · South Florida

### 2019 Highlights with Connecticut:

- » Started in all 34 regular season games and all eight postseason games.
- » Her 13.2 points per game, 450 total points, 3.8 assists per game, 129 total assists, 29 minutes per game and 45.7 three-point shooting percentage were all career high records.
- » Helped the Sun reach the WNBA Finals, averaging 17.9 points, 5.8 rebounds and 4.4 assists in the postseason.

### C. WILLIAMS 2020 GAME-BY-GAME

Date	Opp	GS	MP	FGM-A	3PM-A	FTM-A	OREB	DREB	REB	AST	PF	STL	TO	BS	PTS
7/26	DAL														

NOT WITH TEAM

### SEASON/CAREER HIGHS

Points (2020)	
Points (Career)	34 (6/13/18)
FG Made (2020)	
FG Made (Career)	15 (6/13/18)
FG Attempted (2020)	
FG Attempted (Career)	29 (6/13/18)
FT Made (2020)	
FT Made (Career)	5 (6/14/17)
FT Attempted (2020)	
FT Attempted (Career)	6 (6/14/17)
3PT FG Made (2020)	
3PT FG Made (Career)	6 (9/29/19)
3PT FG Attempt. (2020)	
3PT FG Att. (Career)	10 (6/13/18)
Off. Rebounds (2020)	
Off. Rebounds (Career)	4 (4 times)
Def. Rebounds (2020)	
Def. Rebounds (Career)	10 (7/14/18)
Total Rebounds (2020)	
Total Rebounds (Career)	10 (6 times)
Assists (2020)	
Assists (Career)	9 (9/6/19)
Blocks (2020)	
Blocks (Career)	2 (2 times)
Steals (2020)	
Steals (Career)	6 (8/16/19)
Minutes (2020)	
Minutes (Career)	41 (9/6/19)
Double-Doubles (2020)	
Double-Doubles (Career)	

### C. WILLIAMS CAREER

Season	Team	G	GS	MIN	FGM-A	3PM-A	FTM-A	OR	DR	TOT	AST	STL	BS	TO	PF	PTS
2016	TOT	25	0	351	68 - 166	8 - 27	12 - 21	28	48	76	30	12	3	21	30	156
2017	CON	34	28	884	185 - 390	12 - 37	36 - 41	45	97	142	71	19	8	48	55	418
2018	CON	30	29	812	171 - 375	20 - 53	17 - 25	46	132	178	90	23	2	54	47	379
2019	CON	34	34	988	187 - 430	16 - 35	60 - 75	48	141	189	129	46	13	56	47	450
Career		123	91	3034	611 - 1361	56 - 152	125 - 162	167	418	585	320	100	26	179	179	1403



## #1 ELIZABETH WILLIAMS C-F • 6-3 • 192 • 5 yrs • Duke

2019 Highlights with Atlanta:

- » Started in all 32 games played.
- » Reached 800 career rebounds against Las Vegas (6/6).
- » Her career-high eight blocks against Las Vegas (9/5) ties the franchise record for most blocks in a game (last: by Alison Bales, vs. Chicago, July 16, 2011).
- » Pulled down 10 or more rebounds three times, with a season-high 11 boards twice.
- » With 53 blocks in 2019, continues to hold the franchise record for most career blocks per game with 1.93 (258 blocks in 133 games).

### E. WILLIAMS 2020 GAME-BY-GAME

Date	Opp	GS	MP	FGM-A	3PM-A	FTM-A	OREB	DREB	REB	AST	PF	STL	TO	BS	PTS
7/26	DAL														

### SEASON/CAREER HIGHS

Points (2020)	
Points (Career)	22 (8/7/18)
FG Made (2020)	
FG Made (Career)	11 (8/7/18)
FG Attempted (2020)	
FG Attempted (Career)	16 (4 times)
FT Made (2020)	
FT Made (Career)	7 (2 times)
FT Attempted (2020)	
FT Attempted (Career)	10 (2 times)
3PT FG Made (2020)	
3PT FG Made (Career)	N/A
3PT FG Attempt. (2020)	
3PT FG Att. (Career)	1 (2 times)
Off. Rebounds (2020)	
Off. Rebounds (Career)	8 (8/8/17)
Def. Rebounds (2020)	
Def. Rebounds (Career)	13 (8/26/17)
Total Rebounds (2020)	
Total Rebounds (Career)	16 (9/11/16)
Assists (2020)	
Assists (Career)	6 (5/23/18)
Blocks (2020)	
Blocks (Career)	8 (9/5/19)
Steals (2020)	
Steals (Career)	4 (7/9/17)
Minutes (2020)	
Minutes (Career)	45 (6/22/16)
Double-Doubles (2020)	
Double-Doubles (Career)	NONE

### E WILLIAMS CAREER

Season Team	G	GS	MIN	FGM-A	3PM-A	FTM-A	OR	DR	TOT	AST	STL	BS	TO	PF	PTS
2015 CON	21	0	246	28 - 53	0 - 0	14 - 25	22	46	68	8	6	19	11	20	70
2016 ATL	34	34	1179	157 - 355	0 - 1	92 - 133	106	170	276	42	26	79	42	105	406
2017 ATL	34	34	1069	149 - 307	0 - 1	54 - 82	107	139	246	46	36	67	46	81	352
2018 ATL	33	32	885	121 - 221	0 - 0	58 - 103	71	119	190	46	26	59	41	88	300
2019 ATL	32	32	909	107 - 235	0 - 0	82 - 112	99	109	208	37	24	53	41	71	296
Career	154	132	4288	562 - 1171	0 - 2	300 - 455	405	583	988	179	118	277	181	365	1424

## 2020 ATLANTA DREAM SPOTTERS GUIDE

WITH TWITTER HANDLES



0

**Glory Johnson**

F · 6-3 · 170

@MISSVOL25




1

**Elizabeth Williams**

C-F · 6-3 · 192

@E\_Williams\_1




3

**Chennedy Carter**

G · 5-9 · 143

@ChennedyCarter



5

**Jaylyn Agnew**

F · 5-11 · 149

@jaylyn\_agnew




7

**Alexis Jones**

G · 5-9 · 167

@Lextoo\_shifty



10

**Courtney Williams**

G · 5-8 · 133

@CourtMWilliams



11

**Blake Dietrick**

G · 5-10 · 169



20

**Brittany Brewer**

F · 6-5 · 182

@lilbrewsie



22

**Kalani Brown**

C · 6-7 · 245

@kalanibrown21



24

**Erica McCall**

G · 5-9 · 173

@EricaMcCall24



25

**Monique Billings**

F · 6-4 · 192

@moniquebillings




40

**Shekinna Stricklen**

F · 6-2 · 230

@strick40



44

**Betnijah Laney**

G-F · 6-0 · 166

@BetnijahLaney

**Nicki Collen**

Head Coach

@NickiCollen

**Mike Petersen**

Assistant Coach


**Darius Taylor**

Assistant Coach

@DariusTaylor

**Natalie Trotter**

Athletic Trainer

**Kyra Vidas**

Director of Operations