



# Las Vegas (20-12) vs. Atlanta (7-24)

September 5, 2019—State Farm Arena

Game 33, Road Game 16 (CBS SPORTS NETWORK)

Aces Director of Media Relations

John Maxwell, (951) 203-3208, jmaxwell@lasvegasaces.com

## 2019 Schedule/Results

Date	Opponent	Time
May 19	Minnesota ( <i>exh.</i> )	L, 75-79
26	Los Angeles ( <i>twitter</i> )	W, 83-70
31 @	Phoenix ( <i>ESPN2</i> )	L, 84-86
June 2	Connecticut	L, 74-80
6 @	Atlanta ( <i>CBS SN</i> )	W, 92-69
9 @	New York	L, 78-88
14	New York	W, 100-65
16 @	Minnesota	W, 80-75
20	Washington ( <i>CBS SN</i> )	L, 72-95
22	Dallas	W, 86-68
25	Seattle ( <i>twitter</i> )	W, 60-56
27 @	Los Angeles ( <i>CBS SN</i> )	L, 74-86
29	Indiana ( <i>CBS SN</i> )	OT W, 102-97
July 2	Chicago ( <i>twitter</i> )	W, 90-82
5	Washington ( <i>susp. Aug. 5</i> )	L, 70-99
7 @	New York	W, 90-58
10 @	Indiana	W, 74-71
13 @	Washington ( <i>CBS SN, twitter</i> )	W, 85-81
19 @	Seattle	L, 66-69
21	Minnesota	W, 79-74
23	Seattle ( <i>ESPN2</i> )	W, 79-62
30	Dallas ( <i>twitter</i> )	W, 86-54
August 1 @	Los Angeles ( <i>ESPN2</i> )	L, 68-76
3 @	Dallas	W, 75-70
9	Chicago ( <i>CBS SN</i> )	L, 84-87
11	Connecticut	W, 89-81
13	Atlanta	W, 94-90
18 @	Chicago	W, 100-85
20	Phoenix ( <i>twitter</i> )	OT W, 84-79
23 @	Connecticut ( <i>CBS SN</i> )	L, 85-89
25 @	Minnesota	L, 77-98
27 @	Indiana	L, 71-86
31	Los Angeles	W, 92-86
Sept. 5 @	Atlanta ( <i>CBS SN</i> )	4:30 pm
8 @	Phoenix	1:00 pm

All times Pacific and subject to change

## Hole Cards (thru 9/2)



A'ja Wilson

2019 Stats

Notes

F 2nd Year 6-4  
South Carolina '18

16.3 ppg 6.6 rpg 1.54 bpg  
47.4 FG% 0.0 3G% 77.3 FT%  
Missed 8 games with ankle injury (team went 6-2) ... 2018 & 2019 All Star ... 2018 Rookie of the Year ... 9th in ppg, 17th in rpg, 18th in FG%, 7th in bpg ...



Tamera Young

2019 Stats

Notes

F 12th Year 6-2  
James Madison '08

5.3 ppg 3.6 rpg 1.9 apg  
38.2 FG% 33.3 3G% 62.7 FT%  
Started her first game of the season at Indiana on 8/27 ... Recorded her 500th career assist vs. Sea 6/25 ... Recorded her 300th career steal at Dal 8/3 ...



Liz Cambage

2019 Stats

Notes

C 4th Year 6-8  
Australia

15.8 ppg 8.3 rpg 2.2 apg  
49.3 FG% 16.7 3G% 76.2 FT%  
Streak of 51 strtgms with 10+ points snapped 7/30 vs Dallas ... 2018 WNBA MVP Runner Up/ record 53 points vs NY in 2018 ... 8th in W in ppg, 5th in rpg, 10th in FG%, 4th bpg...



Kayla McBride

2019 Stats

Notes

G 6th Year 5-10  
Notre Dame '14

13.6 ppg 4.2 rpg 2.5 apg  
42.9 FG% 44.5 3G% 90.4 FT%  
3-time All Star ... 19th in W in ppg, 3rd in 3G%, 8th in FT%, 116th in spg ... Won Russian and EuroLeague Championships during offseason ...



Jackie Young

2019 Stats

Notes

G Rookie 5-11  
Notre Dame '19

6.5 ppg 3.3 rpg 4.4 apg  
31.1 FG% 31.0 3G% 81.2 FT%  
2018 NCAA Champion ... No. 1 overall pick in 2019 Draft ... 10th in W in apg...

## The Turn

Sydney Colson	G	6th Year	5-8	Texas A&M	3.5 ppg, 0.7 rpg, 1.9 apg ... Played 96 games for SAN (2015-17) ...
Dearica Hamby	G	5th Year	6-3	Wake Forest	11.1 ppg, 7.7 rpg, 1.9 apg ... 16th in W in FG%, 11th in rpg...
JiSu Park	C	2nd Year	6-5	South Korea	0.8 ppg, 1.0 rpg ... Youngest player in W in 2018, second youngest in 2019 ...
Kelsey Plum	G	3rd Year	5-8	Washington	8.6 ppg, 2.8 rpg, 3.1 apg ... 17 points, 6 assists, 0 turnovers at Indianan on 8/27
Epiphanny Prince	G	10th Year	5-9	Rutgers	10.0 ppg, 1.0 apg... Played under Laimbeer in NY (2015-17) ... Two-time All-Star (2011, 2013) ...
Sugar Rodgers	G	7th Year	5-9	Georgetown	3.5 ppg, 1.4 rpg, 1.2 apg ... 2017 All-Star ... 2013 WNBA Champ with Lynx ...
Carolyn Swords	C	8th Year	6-6	Boston College	2.6 ppg, 2.2 rpg, ... Blocked the 100th shot of her career in the season opener ...



# CONGRATULATIONS

*If you are reading this, it means that you have made the wise decision to attend and cover a Las Vegas Aces Basketball Game. Odds are, you a member of one of the most prestigious media outlets in the nation, and a talented print, radio or television personality. You also may have just wandered into the media room, accidentally, and picked this up.*

*Regardless of how these Game Notes came into your possession, welcome to the Las Vegas Aces' sophomore WNBA season.*

These Game Notes are designed to simplify your coverage of the Aces, but in a society that now likes to communicate in 140 280 characters or less, even a modest-sized set of Game Notes like this one can be intimidating.

Over the next two pages, we will walk you through the complexities of this document to further enhance your ability to cover Las Vegas' newest professional sports team.

So let's get started. These Notes are divided into four primary sections: Today's Game, Season Notes, Individual Player Profiles and Statistics.

## **Statistics**

Let's take these items in reverse order. If all you need are our season statistics, just flip to the end of these notes. Both team's stats are always located on the second to last page.

At home games, there is also a separate statistical packet with more detailed information about both teams, probably located right next to the these game notes in the Media Work Room.

The back page is the Media Cheat Sheet roster, complete with head shots to help you quickly identify our players.

What about box scores? Some folks like to see the box score from the previous game in Game Notes, while some folks like to peruse all of that season's box scores. Some like to see the box scores from previous meetings between the two teams playing today. Given all these possibilities, we have decided not to include any box scores in an effort to rid the planet of unnecessary paper waste.

Box Scores are located on-line, and the Aces Media Relations staff has a binder of this season's box scores available should you wish to peruse them.

## **Individual Player Profiles**

Each player on the roster has at least a page profile in these pages.

Included in these are ...

- Notes from the 2019 season
- Notes from previous seasons
- Streaks that paint a statistical picture of the player's most recent performance.
- Upcoming Milestones on which the player is closing in
- Single-season and career highs.

Additional information is available on each player's online biography, but these should give you what you need to cover the game.

## **Season Notes**

This area is divided into three primary sections.

As the season progresses, the first notes will be super specific to this year's team and players, and should tell the story of the season, essentially answering the questions, "Why do the Aces have the record they have?"

The second section contains interesting milestones or tidbits about this year's team or individuals.

The third section includes information from recent seasons that might still have relevance to this year's team.

## **Today's Opponent**

This page lets you know how the Aces have performed historically as a team, and as individual players, against today's opponent.

## **Additional Information**

Also included in these notes are an Aces' roster, and Pronunciation Guide (page 4).

## **Frequently Asked Question**

"I have found several typos in this document. Would you like to know about them?"

Yes, we would, but you should know that there are many people in the world who are not happy unless they find fault in the work of others. In an effort to boost their self-confidence, we have intentionally sprinkled several typos in this document to assist them, so we may already be aware of the typos of which you speak.

## **Epilogue**

If you have any additional questions, please don't hesitate to reach out to Director of Media Relations John Maxwell at (951) 203-3208 or [jmaxwell@lasvegasaces.com](mailto:jmaxwell@lasvegasaces.com).

Thanks again for your interest in covering the Las Vegas Aces.



## Alphabetical

##	Name	Pos.	Ht.	Wt.	Date Of Birth	Exp.	College	Hometown
8	Liz Cambage	C	6-8	216	August 18, 1991	3		Australia
51	Sydney Colson	G	5-8	140	August 6, 1989	5	Texas A&M	Houston, TX
5	Dearica Hamby	F	6-3	189	November 6, 1993	4	Wake Forest	Atlanta, GA
21	Kayla McBride	G	5-10	174	June 25, 1992	5	Notre Dame	Erie, PA
19	JiSu Park	C	6-5	206	December 6, 1998	1		South Korea
11	Epiphanny Prince	G	5-9	179	January 11, 1988	9	Rutgers	New York, NY
10	Kelsey Plum	G	5-8	145	August 24, 1994	2	Washington	San Diego, CA
14	Sugar Rodgers	G	5-9	161	December 8, 1989	6	Georgetown	Suffolk, VA
4	Carolyn Swords	C	6-6	215	July 19, 1989	7	Boston College	Sudbury, MA
22	A'ja Wilson	C	6-4	195	August 8, 1996	1	South Carolina	Hopkins, SC
0	Jackie Young	G	6-0	165	September 16, 1997	R	Notre Dame	Princeton, IN
1	Tamera Young	F	6-2	175	October 30, 1986	11	James Madison	Wilmington, NC

### Head Coach

Bill Laimbeer (Notre Dame '79)

### Assistant Coach

Vickie Johnson (Louisiana Tech '96)

### Assistant Coach

Kelly Raimon (UConn, '01)

## Numerical

##	Name	Pos.	Ht.	Wt.	Date Of Birth	Exp.	College	Hometown
0	Jackie Young	G	6-0	165	September 16, 1997	R	Notre Dame	Princeton, IN
1	Tamera Young	F	6-2	175	October 30, 1986	11	James Madison	Wilmington, NC
4	Carolyn Swords	C	6-6	215	July 19, 1989	7	Boston College	Sudbury, MA
5	Dearica Hamby	F	6-3	189	November 6, 1993	4	Wake Forest	Atlanta, GA
8	Liz Cambage	C	6-8	216	August 18, 1991	3		Australia
10	Kelsey Plum	G	5-8	145	August 24, 1994	2	Washington	San Diego, CA
11	Epiphanny Prince	G	5-9	179	January 11, 1988	9	Rutgers	New York, NY
14	Sugar Rodgers	G	5-9	161	December 8, 1989	6	Georgetown	Suffolk, VA
19	JiSu Park	C	6-5	206	December 6, 1998	1		South Korea
21	Kayla McBride	G	5-10	174	June 25, 1992	5	Notre Dame	Erie, PA
22	A'ja Wilson	C	6-4	195	August 8, 1996	1	South Carolina	Hopkins, SC
51	Sydney Colson	G	5-8	140	August 6, 1989	5	Texas A&M	Houston, TX

### Pronunciation Guide

- 1 Tamera Young
- 4 Carolyn Swords
- 5 Dearica Hamby
- 8 Liz Cambage
- 19 JiSu Park
- 22 A'ja Wilson

### pro-NUN-c-A-shun GUYD

- TAM-uh-ruh
- SOARDS
- d-AIR-ick-uh HAM-b
- cam-BAYZH
- G SUE
- A-zhuh (like the continent, Asia)



## Series History

Overall	15-16
Home	11-7
Road	4-9

## Series Streaks

Overall	W 2
Home	W 1
Road	W 1

## Aces' All-Time Results vs. Atlanta

Date	H/A	Opponent	W/L	LV	ATL	Date	H/A	Opponent	W/L	LV	ATL
June 18, 2008	@	Atlanta	W 1	81	66	May 16, 2014	@	Atlanta	L 1	75	79
July 11, 2008		Atlanta	W 2	82	74	June 26, 2014		Atlanta	L 2	79	81
August 6, 2009		Atlanta	L 1	84	92	June 11, 2015	@	Atlanta	L 3	69	72
August 20, 2009	@	Atlanta	L 2	87	93	July 29, 2015		Atlanta	W 1	102	85
May 15, 2010		Atlanta	L 3	70	75	May 14, 2016		Atlanta	L 1 (OT)	63	73
June 13, 2010	@	Atlanta	L 4	83	90	June 25, 2016		Atlanta	W 1	73	69
July 16, 2010		Atlanta	L 5	70	75	Sept. 13, 2016	@	Atlanta	W 2	71	67
August 13, 2010		Atlanta	W 1	94	74	May 31, 2017	@	Atlanta	L 1	70	77
June 4, 2011		Atlanta	W 2	93	73	July 18, 2017	@	Atlanta	L 2	75	88
June 11, 2011		Atlanta	W 3	86	74	August 12, 2017		Atlanta	W 1	84	68
June 26, 2011	@	Atlanta	W 4	93	86	June 8, 2018		Atlanta	L 1	83	87
August 6, 2011		Atlanta	W 5	72	64	August 7, 2018	@	Atlanta	L 2	100	109
June 8, 2012	@	Atlanta	L 1	57	60	August 19, 2018		Atlanta	L 3	78	93
July 13, 2012		Atlanta	W 1	91	70	June 6, 2019	@	Atlanta	W 1	92	69
June 30, 2013	@	Atlanta	L 1	67	93	August 13, 2019		Atlanta	W 2	94	90
Sept. 13, 2013		Atlanta	W 1	97	68	Sept. 5, 2019	@	Atlanta			

## Las Vegas-Atlanta Connections

### Collegiate Connections

### WNBA Connections

Tamera Young played with Jessica Breland on the Chicago Sky 2014-2016

Tamera Young played with Tiffany Hayes and Elizabeth Williams on the Atlanta Dream in 2017, and was originally drafted by the Dream in the first round (No. 8 overall) in the 2008 WNBA Draft

Sydney Colson played with Jessica Breland on the New York Liberty in 2011

Nia Coffey played with the Aces and San Antonio from 2017-18.



## WITH OR WITHOUT YOU

A’ja Wilson went down with an ankle injury against Seattle on July 21. The team was 11-7 before her injury, and 6-2 in her absence. The Aces won her first game back, 100-85, at Chicago.

Offense	FG%	3G%	FT%	PPG	OR% / DR%	FT/FGA	3GA/FGA
11-7 With A’ja	.431	.369	.777	81.1	.250 / .780	.218	.206
6-2 Without A’ja	.416	.409	.780	81.8	.299 / .770	.259	.250

Defense	FG%	3G%	FT%	PPG	FT/FGA	3GA/FGA
11-7 With A’ja	.388	.322	.836	77.5	.181	.321
6-2 Without A’ja	.395	.337	.789	74.3	.175	.328

Dearica Hamby replaced Wilson in the starting lineup.

	FG%	3G%	FT%	PPG	RPG
11-7 With A’ja	.504	.348	.722	9.4	6.4
6-2 Without A’ja	.500	.350	.657	15.0	10.3

## GREAT EXPECTATIONS

WNBA General Managers picked the Las Vegas Aces to win the 2019 WNBA Championship in the league’s annual survey. Phoenix was the second most popular pick to win the title, followed by the Sparks and Mystics in a tie for third, and Atlanta in fifth.

## LEAP FROG

If the Aces were to win the WNBA Championship this season, they would become the sixth team to do so after failing to make the playoffs the previous season. The first was the Bill Laimbeer-helmed, worst-to-first Detroit Shock in 2003

Team	Year	W-L	Prev. Year W-L (Place)
Detroit	2003	25-9	9-23 (8th E)
Seattle	2004	20-14	18-16 (5th W)
Phoenix	2007	23-11	18-16 (5th W)
Phoenix	2009	23-11	16-18 (6th W)
Minnesota	2011	27-7	13-21 (5th W)

## NO. 1 PICK, NO. 1 TEAM

Only two number one overall draft picks have gone on to play for championship teams in their rookie seasons—Tina Thompson in 1997 with the Houston Comets, and Maya Moore with the Minnesota Lynx in 2011. Jackie Young is looking to become the third.

## ARE YOU EXPERIENCED?

Of the 11 WNBA veterans on the Aces roster, 7 have postseason experience, but only 4 have played in more than 3 playoffs games—Tamera Young, Sugar Rodgers, Carolyn Swords, and the recently-acquired Epiphanny Prince. Young and Prince have each played more minutes in the postseason than the rest of their other teammates combined.

Player	Playoffs	
	Games	Minutes
Epiphanny Prince	19	577
Tamera Young	19	477
Sugar Rodgers	13	155
Carolyn Swords	7	129
Kayla McBride	2	60
Liz Cambage	1	35
Sydney Colson	1	2
Dearica Hamby	0	0
Kelsey Plum	0	0
A’ja Wilson	0	0
JiSu Park	0	0
Jackie Young	0	0

## TURN THE BEAT AROUND

The Las Vegas Aces have 6 more wins through 32 games than they did a year ago, which is the 2nd largest improvement by a team this season.

Team	2018	2019	+/-
Chicago	12-20	19-13	+7
Las Vegas	14-18	20-12	+6
Indiana	5-27	11-21	+6



## A STEADY HAND

The Aces were the only team in the WNBA to not have a losing streak of more than 2 games prior to their recent 3-game skid. Seattle, Washington and Phoenix also have losing streaks of just 3 games this season.

## GETTING DEFENSIVE

The Aces are first in the WNBA in defensive field goal percentage (.397), adjusted defensive field goal percentage (.448), Defensive Efficiency (points allowed per 100 possessions, 96.4), and defensive rebound percentage (78.4%).

## WHAT A DIFFERENCE A YEAR MAKES

By nearly every statistical measure, the Aces defense has done a complete 180 from a year ago.

	2018	2019
DER *	107.3	96.4
Opp ppg	87.0	78.5
Opp FG%	.449	.397
Opp 3G%	.355	.323
DReb%	.755	.784

\* points allowed per 100 possessions

## GOOD COMPANY

Bill Laimbeer has coached 12 full seasons in the W, and 8 times his teams have won at least 20 of their first 32 games, including in 2019.

W-L	Year	Finish
24-8	2007	WNBA Finals
23-9	2003	WNBA Champions
23-9	2015	Eastern Conference Finals
22-10	2006	WNBA Champions
21-11	2016	WNBA 2nd Round
<b>20-12</b>	<b>2019</b>	<b>?????</b>
20-12	2008	WNBA Champions
20-12	2017	WNBA 2nd Round

## CHASING DOGMA

Las Vegas is holding opposing defenses to just 39.7 percent shooting from the field, and they are chasing the WNBA record for the lowest percentage in history.

OppFG%	Team	Year	FG-FGA
.375	Houston	2002	705-1880
.381	Cleveland	2001	664-1745
.384	Los Angeles	2008	888-2310
.397	Las Vegas	2019	921-2320

## THREE BALL, CORNER POCKET

Las Vegas is making 37.6 percent of its threes this season, which is tops in the league.

## DOUBLE TROUBLE

When the Aces outbound and out-shoot an opponent over the last two seasons they are 25-1, including 13-0 this year.

## BID EUCHRE

When the Aces allow an opponent to shoot 50.0 percent or better from the field, they are 0-12 since moving to Vegas, including 0-4 in 2019.

## GOOD TEAMS WIN THE BLOWOUTS

Contrary to popular belief, good teams don't necessarily win the close ones, they win blowouts. Las Vegas has the fifth most blow out victories this season.

Team	Decided By 10+ Points
Washington	16-4
Connecticut	12-4
Minnesota	9-4
Los Angeles	9-8
Las Vegas	8-6

## DOWN THE STRETCH THEY COME

### #1 Washington (22-8)

September		
3	@ NY	9-22
6	Dal	10-21
8	Chi	19-13

2 home/1 road  
1 of 3 vs .500 or above

### #2 Connecticut (21-9)

September		
4	Dal	10-21
6	Chi	19-13
8	@ Ind	11-21

2 home/1 away  
1 of 3 vs .500 or above

### #3 Las Vegas (20-12)

September		
5	@ Atl	7-24
8	@ Pho	15-16

2 away  
0 of 2 vs .500 or above

### #4 Los Angeles (19-12)

September		
3	Atl	7-24
5	Sea	16-15
8	Min	17-15

3 home  
2 of 3 vs .500 or above



## SHOOTING IS THE NAME OF THE GAME

When the Aces shoot = or better from the field than the opposition over the last 2 years, they are 29-5. When they are out-shot, they are 5-26.

## BE ... AGGRESSIVE. B. E. AGGRESSIVE

Las Vegas pounded the ball inside last season, reaping the rewards by averaging a 23.6 free throw attempts per game, which was the second highest average in the league. This season the team is averaging 21.4 free throws per game which ranks 1st in the league.

## THREE IS A CROWD

Las Vegas averaged 10.9 three-point field goal attempts per game last season, which were the fewest attempts in the league by nearly 5 three-pointers. This season the team is averaging 15.0 which is still 12th in the league.

In addition, the Aces have made more three pointers than their opponents in a game just 10 times since moving to Las Vegas. They are 8-1 in those games, and 7-0 in 2019.

## 2019 TRANSACTIONS

February 1	Signed Saniya Chong and Ruth Hamblin to training camp contracts
February 2	Signed Alex Harden to a training camp contract
April 10	Drafted Jackie Young (#1) in the 2019 WNBA Draft
April 11	Acquired Sugar Rodgers in a three-team trade that saw the Aces send Nia Coffey to Atlanta.
April 18	Signed Dominique Wilson to a training camp roster
May 12	Waived Ruth Hamblin and Dominique Wilson
May 13	Signed Sydney Colson
May 19	Waived Alex Harden and Saniya Chong
May 16	Traded Moriah Jefferson, Isabelle Harrison and the team's first and second round picks in 2020, in exchange for Liz Cambage
May 24	Waived Kelsey Bone and Jaime Nared
August 6	Signed Jaime Nared to a 7-day contract
August 13	Signed Jaime Nared to a second 7-day contract
August 28	Signed Epiphanny Prince to a contract for the rest of the season.

## AIN'T IT GRAND

A'ja Wilson became the fourth fastest player to reach 1,000 career points when she passed that mark vs. Phoenix on August 20, 2019

Gms	Player
45	Cynthia Cooper
46	Seimone Augustus
52	Elena Delle Donne
<b>53</b>	<b>A'ja Wilson</b>
54	Tamika Catchings

## KEEPING YOUR HEAD ABOVE WATER

A win over Atlanta would improve the Aces' record to 21-12.

The franchise record for most games over .500 in a year is 14 when San Antonio finished the 2008 season with a 24-10 mark.

## FREE ISN'T QUITE SO FREE ANYMORE

Last year, A'ja Wilson and Liz Cambage ranked first and second in the league in free throw attempts per game at 7.5 and 7.2 respectively. This year, Wilson is getting to the line 5.3 times per game, and Cambage is getting there 4.9. Those are first and third highest in the W.

## McBUCKETS FOR THREE

Kayla McBride is making 44.5 percent of her shots from long range this season, and is challenging for the franchise record for highest three-point field goal percentage.

	Player	Season	GP	3G%	3G-3GA
1.	Jennifer Azzi	2001	32	.514	38-74
2.	Jennifer Azzi,	2002	32	.446	41-92
<b>3.</b>	<b>Kelsey Plum</b>	<b>2018</b>	<b>31</b>	<b>.439</b>	<b>47-107</b>
4.	Becky Hammon	2012	33	.435	80-184
5.	Jia Perkins	2014	23	.411	39-95

## A TRIO OF QUINCEAÑERAS

The Aces trio of Wilson, McBride and Cambage are looking to become just the 6th team to boast 3 players averaging 15+ points in a season,

Tm	Player 1	Player 2	Player 3
LV '19	Wilson 16.3	Cambage 15.8	McBride 13.6
Pho '18	Taurasi 20.7	Griner 20.5	Bonner 17.3
Chi '13	Delle Donne 18.1	Fowles 16.3	Prince 15.0
Pho '10	Taurasi 22.6	Taylor 15.9	Dupree 15.7
Pho '07	Taurasi 19.2	Taylor 17.8	Pondexter 17.2
Hou '00	Swoopes 20.7	Cooper 17.7	Thompson 16.9



## SUGAR SUGAR, HONEY HONEY

Sugar Rodgers has scored 78.5 percent of her points this year from beyond the arc, which is the 2nd highest percentage in the league.

Player	Team	% of Pts 3Pt
Sami Whitcomb	Seattle	79.5
Sugar Rodgers	Las Vegas	78.5
Shekinna Stricklen	Connecticut	74.7
Sydney Wiese	Los Angeles	70.2
Lexie Brown	Minnesota	63.5

## THE ROOK

Jackie Young ranks first in the WNBA among rookies in assists (4.4), 5th in scoring (6.5), 4th in rebounding (3.3), and 3rd in steals (0.72).

## STALAG 17

Kelsey Plum tied a franchise record on 8/31 vs. Los Angeles when she scored 17 points in the fourth quarter. It was just the third time in franchise history that a player has scored 17 points in a quarter (Becky Hammon, September 6, 2011, 4th quarter, San Antonio at Los Angeles; Becky Hammon, July 3, 2012, 4th quarter, San Antonio vs. Phoenix).

## THERE'S NO PLACE LIKE HOME

The Aces beat New York, 100-65, on June 14. That 35-point margin of victory was the highest ever for the franchise in a home game, besting the 31-point win over Minnesota on 7/5/2002 (87-56).

It was also the second largest margin of victory for the team, behind the Silver Stars 42-point win at Phoenix on August 19, 2012 (89-47).

## HEY NOW, YOU'RE AN ALL-STAR

A'ja Wilson, Liz Cambage and Kayla McBride were all named starters for the AT&T WNBA All-Star 2019. It is the 3rd such honor for Cambage and McBride and the 2nd for Wilson.

Wilson finished second in voting, and served as one of the team captains for the game along with Washington's Elena Delle Donne. A'ja's team won 129-126.

## DON'T LOOK ETHYL!

Liz Cambage had her streak of consecutive games scoring in double figures snapped at 51 straight against Dallas on 7/30. It was the longest active streak in the league.

## BONUS BASKETBALL

Liz Cambage tied a WNBA record on June 29 vs. Indiana when she scored 12 points in an OT period.

## MISSED IT BY THAT MUCH

Jackie Young narrowly missed a triple-double in the Aces OT win over Phoenix on 8/20, scoring 8 points, grabbing 10 boards, and handing out 10 dimes. She became just the 3rd player in WNBA History to have a rebound-assist double-double without reaching double figures in scoring.

The other two were Aces Assistant Coach Vickie Johnson (2 pts, 10 rebs, 10 asts on 5/25/2007 vs. Seattle while with the Silver Stars) and Nikki Teasley (4 pts, 10 rebs, 13 asts on 6/14/2003 at New York while with the Sparks).

Which means that Vickie Johnson has been in the arena for all three occurrences, as she was a member of the Liberty when Teasley recorded her double-double.

## YOU'RE MY BEST FRIEND (B-SIDE)

A'ja Wilson scored a career-high 39 points in a June 29 overtime win vs. Indiana, which tied the franchise record for points in a game set by Danielle Adams on Sept. 15, 2013 vs. Atlanta.

## CLASS 3 ALLERGY

A'ja Wilson holds the WNBA record for most points scored in a single-game without making a three pointer (39), as well as the record for most points scored in a single season without making a three-pointer (694).

Yolanda Griffith (4,238) holds the career record for most points scored without making a three-pointer.



### **DOUBLE SIXES**

The Las Vegas Aces had six players score in double figures at Atlanta on June 6, which tied the team record for most double-digit scorers in the same game. The WNBA record is seven players in double figures, accomplished nine times by six different teams, most recently by Atlanta against Indiana on July 13, 2018.

### **BO DEREK**

On July 7, 2018 vs. Connecticut, Kelsey Plum handed out 10 assists without committing a turnover. Jackie Young did likewise on June 29 of this year in an overtime win over Indiana.

The league record for most assists without committing a turnover is 14 by Cleveland's Jen Rizzotti, set on 6/21/2012 against New York.

The franchise record is 12 set by Danielle Robinson with San Antonio vs. Minn. on 6/1/2014.

### **SHOOTING BLANKS**

San Antonio had the least efficient offense in the W from 2015-17. The Aces improved to 8th in 2018, and are 7th in the league in 2019.

<b>Year</b>	<b>OER</b>	<b>Rank</b>
2014	102.3	4th out of 12
2015	89.6	12th out of 12
2016	94.4	12th out of 12
2017	96.2	12th out of 12
2018	104.1	8th out of 12
2019	100.6	7th out of 12

### **ROOKIE OF THE YEAR**

A'ja Wilson led all WNBA rookies in scoring (20.7) and rebounding (8.0) a year ago en route to being named the unanimous Rookie of the Year. She also ranked first in minutes played and blocks, and third in assists.

### **DOUBLE DIGIT DEBUTS**

A'ja Wilson started her WNBA career scoring in double figures in each of her first 37 games, but had that streak snapped at New York on June 9.

It was the second longest streak to start a career in W history, behind former Houston Comets legend Cynthia Cooper, who began her career with 92 straight double-digit scoring efforts.



## OLE'

San Antonio wasn't known for its defensive prowess over their last eight years either, finishing in the bottom third of the league in defensive efficiency in each of their last six seasons, and seven of their last eight. This year the Ace's have the best Defensive Efficiency Rating in the W.

Year	DER	Rank
2010	106.0	10th out of 12
2011	96.9	3rd out of 12
2012	100.2	8th out of 12
2013	102.8	12th out of 12
2014	104.6	11th out of 12
2015	101.0	8th out of 12
2016	105.1	9th out of 12
2017	105.2	8th out of 12
2018	107.3	8th out of 12
2019	96.4	1st out of 12

## CHICKEN DINNER SHORTAGE

The San Antonio Stars had a rough go of it over their 15 years in the Lone Star State. Although they advanced to the 2008 WNBA Finals, and made seven trips to the postseason, San Antonio boasted just four winning seasons after relocating from Utah.

Year	W	L	Postseason
2003	12	22	
2004	9	25	
2005	7	27	
2006	13	21	
<b>2007</b>	<b>20</b>	<b>14</b>	<b>2-3</b>
<b>2008</b>	<b>24</b>	<b>10</b>	<b>4-5</b>
2009	15	19	1-2
2010	14	20	0-2
<b>2011</b>	<b>18</b>	<b>16</b>	<b>1-2</b>
<b>2012</b>	<b>21</b>	<b>13</b>	<b>0-2</b>
2013	12	22	
2014	16	18	0-2
2015	8	26	
2016	7	27	
2017	8	26	
2018	14	20	
2019	20	12	



# GAME NOTES

	Leadership *			Points			Reb	Assists	Double-Doubles			Trip-Dub	Dub-Nik
	Pts	Reb	Ast	10+	20+	30+	10+	10+	Pt/Ast	Pt/Reb	20/10	Pt/Rb/As	Stl/Blk
Cabbage, Liz	12	15	4	27	5	0	11	0	0	11	5	0	0
Colson, Sydney	0	0	2	2	0	0	0	0	0	0	0	0	0
Hamby, Dearica	4	12	1	20	3	0	9	0	0	9	1	0	0
McBride, Kayla	7	0	5	25	7	0	0	0	0	0	0	0	0
Nared, Jaime	0	0	0	0	0	0	0	0	0	0	0	0	0
Park, JiSu	0	0	0	0	0	0	0	0	0	0	0	0	0
Plum, Kelsey	2	0	8	16	2	0	0	0	0	0	0	0	0
Prince, Epiphanny	0	0	0	1	0	0	0	0	0	0	0	0	0
Rodgers, Sugar	0	0	0	2	0	0	0	0	0	0	0	0	0
Swords, Carolyn	0	1	0	2	0	0	1	0	0	1	0	0	0
Wilson, A'ja	10	8	1	21	6	1	3	0	0	3	3	0	0
Young, Jackie	1	0	17	7	0	0	1	2	0	0	0	0	0
Young, Tamera	0	0	2	4	0	0	0	0	0	0	0	0	0

\* leaderships include ties

## ACES CAREER RECORDS

### GAMES STARTED

1.	Sophia Young-Malcolm	2006-15	282
2.	Becky Hammon	2007-14	222
3.	Margo Dydek	1998-04	207
4.	Adrienne Goodson	1999-04	182
5.	<i>Kayla McBride</i>	<i>2014-present</i>	<i>168</i>
6.	Jayne Appel-Marinelli	2010-16	155
7.	Marie Ferdinand-Harris	2001-07	148
8.	Danielle Robinson	2011-15	131
9.	Vickie Johnson	2006-09	127
10.	Natalie Williams	1999-02	117

### POINTS

1.	Sophia Young-Malcolm	2006-15	4300
2.	Becky Hammon	2007-14	3474
3.	Adrienne Goodson	1999-04	2563
4.	<i>Kayla McBride</i>	<i>2014-present</i>	<i>2566</i>
5.	Margo Dydek	1998-04	2457
6.	Marie Ferdinand-Harris	2001-07	2076
7.	Jia Perkins	2011-15	1863
8.	Natalie Williams	1999-02	1837
9.	Danielle Adams	2011-15	1771
10.	Danielle Robinson	2011-15	1597

### POINTS PER GAME

1.	A'ja Wilson	2018-present	20.7
2.	Becky Hammon	2007-14	15.6
3.	Natalie Williams	1999-02	15.4
4.	<i>Kayla McBride</i>	<i>2014-present</i>	<i>15.0</i>
5.	Sophia Young-Malcolm	2006-15	14.3
6.	Ann Wauters	2008-09	14.1
7.	Adrienne Goodson	1999-04	13.6
	Chamique Holdseclaw	2010	13.6
9.	Jia Perkins	2011-15	12.4
10.	Wendy Palmer	1997-99, 2005	11.9

### FIELD GOALS

1.	Sophia Young-Malcolm	2006-15	1659
2.	Becky Hammon	2007-14	1137
3.	Adrienne Goodson	1999-04	991
4.	Margo Dydek	1998-04	905
5.	<i>Kayla McBride</i>	<i>2014-present</i>	<i>873</i>
6.	Marie Ferdinand-Harris	2001-07	718
7.	Jia Perkins	2011-15	694
8.	Natalie Williams	1999-02	654
9.	Danielle Robinson	2011-15	629
10.	Danielle Adams	2011-15	624

### FIELD GOAL ATTEMPTS

1.	Sophia Young-Malcolm	2006-15	3545
2.	Becky Hammon	2007-14	2631
3.	Adrienne Goodson	1999-04	2254
4.	<i>Kayla McBride</i>	<i>2014-present</i>	<i>2155</i>
5.	Margo Dydek	1998-04	1986
6.	Marie Ferdinand-Harris	2001-07	1735
7.	Jia Perkins	2011-15	1729
8.	Danielle Adams	2011-15	1472
9.	Danielle Robinson	2011-16	1372
10.	Natalie Williams	1999-02	1346

### 3-POINT FIELD GOALS

1.	Becky Hammon	2007-14	498
2.	<i>Kayla McBride</i>	<i>2014-present</i>	<i>297</i>
3.	Jia Perkins	2011-15	198
4.	Danielle Adams	2011-15	176
5.	Shanna Crossley	2006, 2007-09	142
6.	Shameka Christon	2012-14	129
7.	Jennifer Azzi	2000-03	128
8.	<i>Kelsey Plum</i>	<i>2017-present</i>	<i>126</i>
9.	Edwige Lawson-Wade	2008-10	106
10.	Shannon Johnson	2004-06	87

### 3-POINT FIELD GOAL ATTEMPTS

1.	Becky Hammon	2007-14	1282
2.	<i>Kayla McBride</i>	<i>2014-present</i>	<i>797</i>
3.	Jia Perkins	2011-15	558
4.	Danielle Adams	2011-15	536
5.	Shameka Christon	2012-14	395
6.	Shanna Crossley	2006-09	353
7.	Edwige Lawson-Wade	2008-10	287
	Jennifer Azzi	2000-03	287
9.	Shannon Johnson	2004-06	257
10.	Latonya Johnson	1998-2003	252

### 3-POINT % (Min. 40 Made)

1.	Jennifer Azzi	2000-03	.446	128-287
2.	Korie Hlede	1999-01	.418	46-110
3.	Shanna Crossley	2006-09	.402	142-353
4.	<i>Kelsey Plum</i>	<i>2017-present</i>	<i>.389</i>	<i>126-324</i>
5.	Becky Hammon	2007-14	.388	498-1282
6.	<i>Kayla McBride</i>	<i>2014-present</i>	<i>.372</i>	<i>297-798</i>
7.	Elena Baranova	1997-99	.371	75-202
8.	Moriah Jefferson	2016-2018	.369	45-122
9.	Edwige Lawson-Wade	2008-10	.369	106-287
10.	Erin Perperoglou	2007-09	.364	44-121

### FREE THROWS MADE

1.	Sophia Young-Malcolm	2006-15	955
2.	Becky Hammon	2007-14	702
3.	Margo Dydek	1998-04	628
4.	Marie Ferdinand-Harris	2001-07	572
5.	Adrienne Goodson	1999-04	535
6.	Natalie Williams	1999-02	521
7.	<i>Kayla McBride</i>	<i>2014-present</i>	<i>523</i>
8.	Danielle Adams	2011-15	347
9.	Danielle Robinson	2011-15	339
10.	Wendy Palmer	1997-99, 2005	294

### FREE THROW ATTEMPTS

1.	Sophie Young-Malcolm	2006-15	1331
2.	Margo Dydek	1998-04	795
3.	Becky Hammon	2007-14	762
4.	Marie Ferdinand-Harris	2001-07	745
5.	Adrienne Goodson	1999-04	713
6.	Natalie Williams	1999-02	684
7.	<i>Kayla McBride</i>	<i>2014-present</i>	<i>585</i>
8.	Danielle Adams	2011-15	460
9.	Wendy Palmer	1997-99, 05	435
10.	Danielle Robinson	2011-16	386

### FREE THROW % (Min. 50 Made)

1.	Becky Hammon	2004-14	.921	702-762
2.	<i>Kayla McBride</i>	<i>2014-present</i>	<i>.894</i>	<i>523-585</i>
3.	Monique Currie	2016-17	.891	123-138
4.	Danielle Robinson	2011-15	.878	339-386
5.	<i>Kelsey Plum</i>	<i>2017-present</i>	<i>.876</i>	<i>127-145</i>
6.	Agnieszka Bibrzycka	2004, 2006	.873	69-79
7.	Edwige Lawson-Wade	2008-10	.857	60-70
8.	Jennifer Azzi	2000-03	.851	262-308
9.	Ruth Riley	2007-11	.852	104-122
10.	Jia Perkins	2011-15	.847	277-327



Liz Cambage

Center 6-8 Australia

4th Year

#8



**2019 (Las Vegas)** Did not play in the first game of the season (Achilles) ... Scored in double-figures on 27 occasions, and 20 or more points 5 times ... Led or tied for the team lead in scoring on 12 occasions, in rebounding 15 times, and in assists 4 times ... Hand-ed out a career-high 7 assists vs. Chicago 7/2 ... Tied WNBA record for most points scored in an overtime period (12 points) vs. Indiana 6/29... Played her 100th career game at Washington 7/13... Named an All-Star for the third time ...

**Streaks** Had streak of scoring in double-figures in 51 straight games, which was the longest active streak in the W, snapped vs Dallas 7/30 ... Went 7 for 24 from the field over the last 2 games, after making 53 of her previous 93 shots ...

**2018 (Dallas)** Led the WNBA in scoring, and finished 2nd in rebounding, ... Named to her 2nd All-Star Team ... Scored a W record 53 points in a game vs NY ... Runner up in league MVP voting ... Reached double figures in scoring in all 32 games ...

**2013 (Tulsa)** ...

**2011 (Tulsa)** Named to the WNBA All-Rookie Team ... Named to the Western Conference All-Star Team ...

**Personal** Is a DJ in her spare time ...

Upcoming Milestones

Mark	Category	Current
2000	Points	1917
900	Rebounds	880
200	Blocks	177
100	Steals	71

		Reb	Asts	Double Doubles	Scoring				
Year		10+	10+		Year	10+	20+	30+	40+
2011		3	0	3	2011	20	3	0	0
2013		4	0	4	2013	17	7	0	0
2018		15	0	15	2018	32	18	6	2
2019		11	0	11	2019	27	5	0	0
Totals		33	0	33	Totals	96	33	6	2

Season Highs

Points	28	Chicago	August 9, 2019
Rebs	15	Phoenix	August 20, 2019
Assists	7	Chicago	July 2, 2019
Steals	3	Seattle	July 23, 2019
Blocks	5	Dallas	June 22, 2019
Mins	40	Phoenix (OT)	August 20, 2019

Career Highs

Points	53	New York	July 17, 2018
Rebs	18	Las Vegas	June 15, 2018
Assists	7	Chicago	July 2, 2019
Steals	(4x) 3	Seattle	July 23, 2019
Blocks	6	@ Los Angeles	August 25, 2013
	6	@ Phoenix	August 9, 2013
Mins	40	Phoenix (OT)	August 20, 2019

Career Statistics

Year	Tm	G	GS	MP	FG	FGA	FG%	3P	3PA	3P%	2P	2PA	2P%	FT	FTA	FT%	OR	DR	REB	RPG	A	S	B	TO	PF	PTS	PPG
2011	TUL	33	11	659	134	262	.511	0	5	.000	134	257	.521	112	141	.794	54	102	156	4.7	17	28	29	79	95	380	11.5
2013	TUL	20	16	499	106	189	.561	0	0	----	106	189	.561	114	147	.776	50	116	166	8.3	22	10	48	62	58	326	16.3
2018	DAL	32	32	945	278	472	.589	12	37	.324	276	435	.511	169	229	.738	75	234	309	9.7	73	15	54	89	89	737	23.0
2019	LVA	30	28	770	180	365	.493	2	12	.167	178	353	.504	112	147	.762	56	193	249	8.3	66	18	46	70	85	474	15.8
Career		115	87	2873	698	1288	.542	14	54	.259	684	1234	.554	507	664	.764	235	645	880	7.7	178	71	177	300	327	1917	16.7



## Sydney Colson

Guard

5-8

Texas A&M '11

6th Year

# #51

**2019 (Las Vegas)** Led or tied for the team in lead in assists on 2 occasions ... Scored 10 or more points on 2 occasion ... Missed the 6/14 game vs. New York with a concussion ... Recorded her 100th career steal at New York 7/7 ... Scored a career-high 17 points at Washington 7/13 ... Recorded her 300th career assist vs Chicago 8/9... Scored her 500th career point at Connecticut 8/23...

**Streaks** Made 9 of her last 17 shots from the field ...

**2018 (Minnesota)** ...

**2017 (San Antonio)** Scored a season-high 11 points vs. Connecticut on July 5 ... Grabbed a season-high 3 rebounds vs. Phoenix on May 19 ... Handed out a season-high 7 assists vs. Chicago on August 10 ...

**2016 (San Antonio)** Ranked second in on the team in steals and assists, and third in free throw percentage ... Led the team in assists in 13 games ... Recorded a career-high 12 points at New York on July 10 ...

**2015 (San Antonio)** Handed out a season-high 8 assists came against Phoenix on June 30 ...

**2011 (New York)** ...

**Collegiate Honors & Notes (Texas A&M)** Handed out 100 or more assists in each of her last three seasons. Ranked top five in the nation as a senior in assists (6.4) and assist-to-turnover ratio (2.3) ... Led the Big 12 in assists and was second in assist-to-turnover ratio as senior ... Ranks 5th all-time in A&M's career assists chart and fourth in steals ...

**Personal** Sociology major ... Coached at Rice from 2015-17 ... Collects quarters from each U.S. state ... Chose the No. 51 because of its uniqueness—most guards do not select high numbers for their jersey ...

### Upcoming Milestones

Mark	Category	Current
600	Points	509
200	Rebounds	138
400	Assists	310
200	Steals	114

### Rebounding

Year 10+

### Assists

10+

### Double Doubles

### Scoring

Year

10+

20+

2011

0

0

0

2011

0

0

2015

0

0

0

2015

0

0

2016

0

0

0

2016

2

0

2017

0

0

0

2017

1

0

2018

0

0

0

2018

0

0

2019

0

0

0

2019

2

0

Totals

0

0

0

Totals

5

0

### Season Highs

Points	17	@	Washington	July 13, 2019
Rebs	3		New York	July 7, 2019
	3	@	Dallas	August 3, 2019
Assists	5		Connecticut	June 2, 2019
	5		Dallas	July 30, 2019
Steals	4	@	Washington	July 13, 2019
Blocks	2	@	New York	July 7, 2019
Mins	22	@	Washington	July 13, 2019

### Career Highs

Points	17	@	Washington	July 13, 2019
Rebs	(5x) 4		Phoenix	Sept. 18, 2016
Assists	8		Phoenix	June 30, 2015
Steals	(3x) 4	@	Washington	July 13, 2019
Blocks	(3x) 2		Tulsa	July 17, 2015
Mins	30		Tulsa	Sept. 8, 2015

### Career Statistics

Year	Tm	G	GS	MP	FG	FGA	FG%	3P	3PA	3P%	2P	2PA	2P%	FT	FTA	FT%	OR	DR	REB	RPG	A	S	B	TO	PF	PTS	PPG
2011	NY	16	0	86	7	20	.350	3	7	.429	4	13	.308	5	6	.833	0	6	6	0.4	10	4	2	17	9	22	1.4
2015	SAS	34	5	541	44	107	.411	7	22	.318	37	85	.435	24	35	.686	10	29	39	1.1	95	28	10	42	61	119	3.5
2016	SAS	34	0	573	59	137	.431	5	26	.192	54	111	.486	49	59	.831	14	41	55	1.6	87	38	1	51	62	172	5.1
2017	SAS	28	4	326	29	88	.330	2	10	.200	27	78	.346	22	32	.688	3	12	15	0.5	55	14	2	27	36	82	2.9
2018	MIN	2	0	17	3	7	.429	0	2	.000	3	5	.600	1	2	.500	1	1	2	1.0	4	0	1	4	2	7	3.5
2019	LV	31	0	375	37	82	.451	9	18	.500	28	64	.438	24	29	.828	2	19	21	0.7	59	30	4	28	37	107	3.5
Career		145	9	1918	179	441	.406	26	85	.306	153	356	.430	125	163	.767	30	108	138	1.0	310	114	20	169	207	509	3.5




## Dearica Hamby

Forward 6-3

Wake Forest '15

5th Year

#5



**2019 (Las Vegas)** Has 9 double-doubles on the season ... Scored in double figures on 20 occasions, and 20 or more points 3 times ... Grabbed 10 or more rebounds in a game on 9 occasions ... Led the team in scoring on 4 occasions, in rebounding on 12 occasions, and in assists 1 time ... Scored her 1,000th career point on 6/22 against Dallas ... Scored a career-high 27 points on 6/22 vs. Dallas ...

**Streaks** Averaged 15.0 points and 10.3 rebounds per game during A'ja Wilson's 8 games away (ankle) ... Has scored in double figures in 12 of her last 14 games (13.1 ppg) ...

**2018 (Las Vegas)** Her field goal percentage was the 9th highest in franchise history ...

**2017 (San Antonio)** Scored a career-high tying 19 points at Sea on August 18 ... Grabbed a season-high 10 boards two times ... Handed out a career-high tying 4 assists vs. Chi on June 10 ... Grabbed a career-high 5 steals vs. Sea on August 5 ...

**2016 (San Antonio)** Scored a season-high 18 points at Dallas on June 23 ... Grabbed a career-high 18 rebounds vs. Seattle on June 14 ... Handed out a career-high 4 assists at Los Angeles on June 2 ...

**2015 (San Antonio)** Scored a career-high 19 points at Los Angeles on July 2 ... Grabbed a season-high 14 rebounds vs. Phoenix on June 25 ... Handed out a season-high 3 assists at Indiana on July 10 ... Recorded a season-high 3 steals at Connecticut on August 4 ...

**Collegiate Honors & Notes (Wake Forest)** At the time of her graduation, ranked fifth in program history with 1,876 career points, first with a .882 career free throw percentage, sixth in career games played (133) and career double-figure scoring games (100), seventh in career minutes played (3,735) and tied for ninth in career games started (114) ... Is one of five players in program history to score at least 1,800 points and grab 600 rebounds in her career ... Led the ACC in scoring 22.0 ppg and rebounding (11.0 rpg) as a senior ...

**Personal** Was a softball standout in high school ... Is married to Alonzo Nelson-Ododa, whom she met in high school ... Gave birth to her first child, daughter Amaya, in 2016 ...

### Upcoming Milestones

Mark	Category	Current
1300	Points	1275
800	Rebounds	763
200	Assists	184
200	Steals	111

### Rebounding

Year	10+
2015	1
2016	1
2017	2
2018	0
2019	9
<b>Totals</b>	12

### Double Doubles

0
1
1
0
9
11

### Scoring

Year	10+	20+
2015	9	0
2016	10	0
2017	11	0
2018	12	1
2019	20	2
<b>Totals</b>	62	3

### Season Highs

Points	27	Dallas	June 22, 2019
Rebs	16	Atlanta	August 13, 2019
Assists	8	Phoenix	August 20, 2019
Steals	3	@ Atlanta	June 6, 2019
	3	Seattle	July 23, 2019
Blocks	3	Los Angeles	May 26, 2019
Mins	(4x) 38	Atlanta	Aug. 13, 2019

### Career Highs

Points	27	Dallas	June 22, 2019
Rebs	18	Seattle	June 14, 2016
Assists	8	Phoenix	August 20, 2019
Steals	5	Seattle	August 5, 2017
	5	Phoenix	August 1, 2018
Blocks	3	@ Chicago	June 3, 2018
	3	Los Angeles	May 26, 2019
Mins	39	Atlanta	May 14, 2016

### Career Statistics

Year	Tm	G	GS	MP	FG	FGA	FG%	3P	3PA	3P%	2P	2PA	2P%	FT	FTA	FT%	OR	DR	REB	RPG	A	S	B	TO	PF	PTS	PPG
2015	SAS	31	16	539	70	198	.354	6	17	.353	64	181	.354	43	67	.642	42	85	127	4.1	22	13	5	41	40	189	6.1
2016	SAS	25	25	633	81	192	.422	2	14	.143	79	178	.444	60	83	.723	36	91	127	5.1	25	13	12	41	58	224	9.0
2017	SAS	34	3	686	100	219	.457	3	8	.375	97	211	.460	62	102	.608	50	94	144	4.2	34	29	9	46	72	265	7.8
2018	LV	33	0	474	92	175	.526	13	45	.289	79	130	.608	46	62	.742	37	82	119	3.6	41	24	9	37	67	243	7.4
2019	LV	32	9	793	133	271	.491	17	50	.340	116	221	.525	71	97	.732	72	174	246	7.7	62	32	12	55	65	354	11.1
Career		155	53	3125	476	1055	.451	41	134	.306	435	921	.472	282	411	.686	237	526	763	4.9	184	111	47	220	302	1275	8.2



## Kayla McBride

Guard

5-10

Notre Dame '14

6th Year

# #21

**2019 (Las Vegas)** Scored in double figures 25 times, and 20 or more points 7 times ... Led or tied for the team lead in scoring 7 times and in assists 5 times ... Named an All-Star for the third time in her career ... Scored her 2500th career point vs. Atlanta 8/13...

**Streaks** Is 4 for her last 16 from long range over 4 games after making 44 of her previous 87 ... Is 16 for her last 52 from the field ...

**2018 (Las Vegas)** Named an All-Star for the 2nd time in her career ... Missed the preseason and the first 2 games of the regular season (overseas) ... Handed out a career-high 12 assists at Dal on 8/17 ... Finished 8th in the W in scoring, 17th in assists, 12th in 3G% and 3rd in free throw percentage ... Scored a career-high 38 points vs. Dal on 6/27 ...

**2017 (San Antonio)** Scored a season-high 31 points vs. NY on 8/1 ... Grabbed a career-high 11 rebounds at Ind. on 9/2 ... Handed out a career-high 8 assists at NY on 9/1 ... Picked up a season-high 3 steals 4 times ...

**2016 (San Antonio)** Missed half the year due to injury ... Scored a season-high 29 points and grabbed a season-high 3 steals at Dal on 5/21 ... Grabbed a season-high 10 boards at Chi on 6/21 ... Had a season-high 5 assists at Conn on 6/19 ...

**2015 (San Antonio)** Scored a season-high 29 points at Atl. on 6/11 ... Grabbed a season-high 6 boards vs. Chi on 6/20 ... Handed out a season-high 4 assists 4 times ... Tied her career-high with 5 steals at Pho on 6/30 ...

**2014 (San Antonio)** Scored a season-high 30 points two times ... Grabbed a season-high 5 boards vs. Wash. on June 24 ... Handed out a season-high 6 assists and picked up a career-high 5 steals at Tulsa on July 17 ...

**Collegiate Honors & Notes (Notre Dame)** At time of graduation, ranked 5th in program history with 1,876 career pts, 1st in VT% (.882), 6th in gms played (133) and double-figure scoring gms (100), 7th in min (3,735) and tied for 9th in starts (114) ... one of 5 ND players to score at least 1,800 points and grab 600 boards in her career ...

**Personal** Oldest of 4 children ... Younger sister, Karlee, was on the women's basketball team at Indiana University in Bloomington, Ind. ...

### Upcoming Milestones

Mark	Category	Current
2600	Points	2566
700	Rebounds	610
500	Assists	401
200	Steals	186

	Reb	Asts	Double Doubles	Scoring			
Year	10+	10+		Year	10+	20+	30+
2014	0	0	0	2014	20	6	2
2015	0	0	0	2015	20	5	0
2016	1	0	1	2016	15	6	0
2017	1	0	1	2017	25	7	1
2018	0	1	1	2018	28	9	1
2019	0	0	0	2019	25	7	0
<b>Totals</b>	2	1	3	<b>Totals</b>	134	40	4

### Season Highs

Points	25	@	New York	June 9, 2019
Rebs	7		Los Angeles	May 26, 2019
	7		Connecticut	August 11, 2019
Assists	6		Indiana (OT)	June 29, 2019
Steals	4	@	Los Angeles	June 27, 2019
	4		Seattle	July 23, 2019
Blocks	2	@	Indiana	July 10, 2019
Mins	35	@	New York	June 9, 2019

### Career Highs

Points	38		Dallas	June 27, 2018
Rebs	11	@	Indiana	Sept. 2, 2017
Assists	12	@	Dallas	August 17, 2018
Steals	5	@	Phoenix	June 30, 2015
	5	@	Tulsa	July 17, 2014
Blocks	(2x) 2	@	Indiana	July 10, 2019
Mins	41	@	Dallas	June 23, 2016

### Career Statistics

Year	Tm	G	GS	MP	FG	FGA	FG%	3P	3PA	3P%	2P	2PA	2P%	FT	FTA	FT%	OR	DR	REB	RPG	A	S	B	TO	PF	PTS	PPG
2014	SAS	34	34	884	154	379	.406	57	144	.396	97	235	.413	77	91	.846	22	57	79	2.3	58	33	4	42	39	442	13.0
2015	*SAS	27	25	756	131	343	.382	53	142	.373	78	201	.388	58	66	.879	5	79	84	3.1	44	29	3	45	33	373	13.8
2016	SAS	17	17	523	102	278	.367	29	95	.305	73	183	.399	58	68	.853	13	55	68	4.0	33	18	2	34	22	291	17.1
2017	SAS	30	29	995	144	378	.381	49	158	.310	95	220	.432	124	134	.925	14	110	124	4.1	77	34	5	58	41	461	15.4
2018	*LV	31	31	1000	197	439	.449	48	122	.393	149	317	.470	121	132	.917	25	96	121	3.9	109	33	4	63	33	563	18.2
2019	*LV	32	32	936	145	338	.429	61	137	.445	84	201	.418	85	94	.904	21	112	133	4.2	80	38	3	59	44	436	13.6
Career		171	168	5094	873	2155	.405	297	798	.372	576	1357	.424	523	585	.894	100	509	609	3.6	401	185	21	301	212	2566	15.0



Jaime Nared

Guard/Forward 6-2 Tennessee '18 2nd Year

#31



2019 (Las Vegas) Signed a 7-day contract on August 6 ... Signed a second 7-day contract on August 13 ... Contract was not renewed ... Played her first game at Chicago 8/18 ...

Streaks

2018 (Las Vegas) Scored 10 or more points on 1 occasion ... Led or tied for the team lead in rebounding on 1 occasion ... Played 31 games...

Collegiate Honors & Notes (Texas A&M) Named to the All-SEC First Team as a senior ... Led the Lady Vols in scoring, steals, and free throw percentage, and was third in rebounding and third in assists ...

Personal Father played basketball at Maryland (1985-89) ... Was banned from playing on a boy's basketball team when she was 12 because she was too good ... The Oregonian Player of the Year in high school ...

Upcoming Milestones		
Mark	Category	Current
100	Points	79
100	Rebounds	46

Rebounding			Double Doubles			Scoring		
Year	10+					Year	10+	20+
2018	0		0			2018	1	0
2019	0		0			2019	0	0
Totals	0		0			Totals	1	0

Season Highs					Career Highs				
Points					Points	10	Atlanta		June 8, 2018
Rebs					Rebs	7	Indiana		August 11, 2018
Assists					Assists	(3x) 2	Los Angeles		July 15, 2018
Steals					Steals	2	@ Connecticut		May 20, 2018
Blocks						2	@ Washington		May 22, 2018
Mins					Blocks	1	@ Phoenix		June 12, 2018
						1	Los Angeles		June 29, 2018
					Mins	20	@ Connecticut		May 20, 2018

Career Statistics																											
Year	Tm	G	GS	MP	FG	FGA	FG%	3P	3PA	3P%	2P	2PA	2P%	FT	FTA	FT%	OR	DR	REB	RPG	A	S	B	TO	PF	PTS	PPG
2018	LV	31	0	283	24	80	.300	7	31	.226	17	49	.347	24	28	.857	10	36	46	1.5	14	13	2	17	26	79	2.5
Career		31	0	283	24	80	.300	7	31	.226	17	49	.347	24	28	.857	10	36	46	1.5	14	13	2	17	26	79	2.5



JiSu Park

Center6-5South Korea2nd Year

#19

2019 (Las Vegas) Scored her 100th career point vs Dallas 7/30 ...

Streaks...

2018 (Las Vegas) Was the youngest player in the W and the second youngest in league history ...

International Honors & Notes (South Korea) Played in the 2012 FIBA U17 World Championships as a 13-year old where she averaged 9.0 points and 8.1 rebounds ... Two years later, as a 15-year old, she averaged 18.6 points and 13.4 rebounds in the U17 World Championships ... That same year, averaged 16.2 points and 15.7 rebounds in the FIBA Asia U18 Championships ... Has averaged a double-double in the entirety of her FIBA career ... Won the 2018-19 South Korean League Championship and was named Finals MVP ...

Personal ...

Upcoming Milestones		
Mark	Category	Current
200	Points	105
200	Rebounds	131

Rebounding		Double Doubles		Scoring		
Year	10+			Year	10+	20+
2018	2		0	2018	0	0
2019	0		0	2019	0	0
Totals	2		0	Totals	0	0

Season Highs				Season & Career Highs			
Points	4	Dallas	July 30, 2019	Points	7 @ Chicago		July 10, 2018
Rebs	5 @ Atlanta		June 6, 2019	Rebs	12 @ Seattle		June 19, 2018
	5 New York		June 14, 2019	Assists	(3x) 3 Dallas		July 30, 2019
Assists	3 Dallas		July 30, 2019	Steals	(10x) 1 Indiana		August 11, 2018
Steals	2 @ New York		July 7, 2019	Blocks	3 Connecticut		July 7, 2018
Blocks	1 Dallas		June 22, 2019	Mins	30 @ Seattle		June 19, 2018
	1 @ Indiana		August 27, 2019				
Mins	15 New York		June 14, 2019				

Career Statistics																											
Year	Tm	G	GS	MP	FG	FGA	FG%	3P	3PA	3P%	2P	2PA	2P%	FT	FTA	FT%	OR	DR	REB	RPG	A	S	B	TO	PF	PTS	PPG
2018	LV	32	11	417	38	98	.388	0	2	.000	38	96	.396	13	21	.619	27	80	107	3.3	30	10	20	23	54	89	2.8
2019	LV	23	0	150	7	34	.206	0	1	.000	7	33	.212	4	9	.444	8	16	24	1.0	8	5	4	7	16	18	0.8
Career		55	11	567	45	132	.341	0	3	.000	45	129	.349	17	30	.567	35	96	131	2.4	38	15	24	30	70	107	1.9

## Kelsey Plum


Guard

5-8

Washington '17

3rd Year

#10



**2019 (Las Vegas)** Scored 10 or more points on 16 occasions, and 20 or more points 2 time ... Led the team in scoring on 2 occasions, and in assists 8 times ...

**Streaks** Went 13 for 23 from the field the last two games after going 7 for 22 over her previous 3 games ... Made 14 of her last 30 three-point field goal attempts (made 33.3 percent prior) ...

**2018 (Las Vegas)** Recorded her first career double-double with 20 points and a career-high 13 assists at Atlanta on 8/7 ... Finished 13th in the league in assists and 4th in three-point field goal percentage ... Has 11 assists and 0 turnovers in her last 2 games ...

**2017 (San Antonio)** Scored a career-high 23 points vs. Seattle on August 5 ... Grabbed a career-high 6 rebounds at Indiana on July 12 ... Handed out a career-high 12 assists vs. Washington on August 4 ... Recorded a career-high 3 steals vs. Connecticut on June 3 ...

**Collegiate Honors & Notes (Washington)** Broke all-time NCAA scoring record with 3,527 points ... broke single-season NCAA scoring record with 1,109 points ... broke 33-year-old NCAA career free throw record with 912 ... named AP Player of the Year ... named espnW Player of the Year ... earned Pac-12 Player of the Year ... named WBCA All-American ... unanimous first team All-American by AP ... unanimous first team All-American by espnW ... won the Dawn Staley, Ann Meyers Drysdale, Nancy Lieberman awards, Naismith and Wade Trophy ...

**Personal** Majored in Anthropology ... Enjoys sand volleyball and hanging out with her family ... Has three siblings, her brother Daniel, sister Kaitlyn who played volleyball at UC Davis, and her sister Lauren who played volleyball at Oregon ... Mother Katie played volleyball at UC Davis and her father Jim played football and baseball at San Diego State ...

### Upcoming Milestones

Mark	Category	Current
900	Points	835
300	Rebounds	221
400	Assists	330

Year	Rebs	Asts	Double Doubles	Scoring			
	10+	10+		Year	10+	20+	30+
2017	0	1	0	2017	13	1	0
2018	0	2	1	2018	14	4	0
2019	0	0	0	2019	16	2	0
<b>Totals</b>	0	3	1	<b>Totals</b>	43	7	0

### Season Highs

Points	21	@	Minnesota	June 16, 2019
Rebs	7	@	Atlanta	June 6, 2019
Assists	8		Minnesota	July 21, 2019
Steals	3		New York	June 14, 2019
	3		Dallas	July 30, 2019
Blocks	(4x) 1		Connecticut	August 11, 2019
Mins	37	@	Minnesota	June 16, 2019

### Career Highs

Points	23		Seattle	August 5, 2017
Rebs	9		Los Angeles	June 29, 2018
Assists	13	@	Atlanta	August 7, 2018
Steals	4	@	Phoenix	July 19, 2018
Blocks (10x) 1		@	Seattle	July 19, 2019
Mins	40		Seattle	August 5, 2017

### Career Statistics

Year	Tm	G	GS	MP	FG	FGA	FG%	3P	3PA	3P%	2P	2PA	2P%	FT	FTA	FT%	OR	DR	REB	RPG	A	S	B	TO	PF	PTS	PPG
2017	SAS	31	23	711	85	246	.346	35	96	.365	50	150	.333	60	69	.870	12	47	59	1.9	106	16	4	79	57	265	8.5
2018	LV	31	27	790	106	227	.467	47	107	.439	59	120	.492	35	40	.875	14	60	74	2.4	124	25	5	37	64	294	9.5
2019	LV	32	30	818	100	269	.372	44	120	.367	56	149	.376	32	36	.889	14	76	90	2.8	100	25	4	49	73	276	8.6
Career		94	80	2319	291	742	.392	126	323	.390	165	419	.394	127	145	.876	40	183	223	2.4	330	66	13	165	194	835	8.9





## Epiphanny Prince

Guard 5-9 Rutgers '10

10th Year

# #11

**2019 (Las Vegas)** Played her first game vs Los Angeles 8/31 ... Scored in double figures on 1 occasion ...

**Streaks ...**

**2018 (New York)** Missed 16 games due to injury ...

**2017 (New York)** Finished 15th in the WNBA in steals ... Named AP WNBA Comeback Player of the Year ... Named Eastern Conference Player of the Week on May 30

**2016 (New York)** Played in just 6 games after injuring her knee in November of 2015 competing overseas ...

**2015 (New York)** Acquired by New York in a trade for Cappie Pondexter on February 16 ... Named to the All-WNBA Second Team ... Named Eastern Conference Player of the Month for August ... Named Eastern Conference Player of the Week in August 17 ... Missed the first 10 games of the season competing in the Eurobasket Womens 2015 Tournament ;..

**2014 (Chicago)** Named to the Eastern Conference All-Star Team ...

**2012 (Chicago)** Named Eastern Conference Player of the Week twice in the month of June ... Finished 4th in the league in scoring ... Ranked third in the WNBA in free throw percentage ...

**2011 (Chicago)** Named to the Eastern Conference All-Star Team ... Led WNBA in steals ...

**2010 (Chicago)** ...

**Collegiate Honors & Notes (Rutgers)** Finished her career ranked 9th in scoring (1,552 points) and 6th in steals (260) ... Averaged 19.5 points, 2.8 assists and 2.6 steals during her 3rd and final season ... In 2007, won the Big East Tournament and went on to the NCAAAs ... In 2008, Rutgers advanced to the Elite Eight ... In 2009, advanced to the NCAA Sweet Sixteen ... Prince was named Big East 1st Team selection in 2008 and 2009 and AP All-America 3rd Team in 2009 ...

**Personal** From Brooklyn, New York ... Left Rutgers University a year early to play overseas ... Holds the record for most points in a single high school basketball game with 113 ...

### Upcoming Milestones

Mark	Category	Current
3000	Points	2999
600	Rebounds	596
700	Assists	662
400	Steals	379

### Season Highs

Points	10	Los Angeles	August 31, 2019
Rebs			
Assists	1	Los Angeles	August 31, 2019
Steals			
Blocks	1	Los Angeles	August 31, 2019
Mins	13	Los Angeles	August 31, 2019

### Career Highs

Points	33	@ Atlanta	June 2, 2012
Rebs	9	@ Atlanta	June 2, 2012
	9	@ Phoenix	July 9, 2017
Assists	9	Los Angeles	Sept. 2, 2012
	9	@ Atlanta	July 2, 2017
Steals	6	New York	June 18, 2014
	6	@ Connecticut	Aug. 14, 2015
Blocks	(4x) 2	@ Atlanta	July 2, 2017
Mins	41	Minnesota	Aug. 11, 2013

### Career Statistics

Year	Tm	G	GS	MP	FG	FGA	FG%	3P	3PA	3P%	2P	2PA	2P%	FT	FTA	FT%	OR	DR	REB	RPG	A	S	B	TO	PF	PTS	PPG
2013	CHI	34	2	665	117	274	.427	24	71	.338	93	203	.458	76	97	.784	14	54	68	2.0	92	55	5	60	67	334	9.8
2011 *	CHI	34	27	1001	162	432	.375	50	134	.373	112	298	.376	90	112	.804	23	48	71	3.0	102	79	13	57	76	464	13.6
2012	CHI	26	25	780	157	355	.442	59	145	.407	98	210	.467	98	109	.899	24	67	91	3.1	80	47	7	52	58	471	18.1
2013 *	CHI	31	31	930	148	394	.376	61	154	.396	87	240	.363	108	120	.900	18	66	84	3.0	93	51	12	43	45	465	15.0
2014	CHI	26	24	840	123	321	.383	32	98	.327	91	223	.408	113	129	.876	16	61	77	3.8	100	49	11	46	62	391	15.0
2015	NY	24	23	686	136	291	.467	26	73	.356	110	218	.505	63	70	.900	19	51	70	3.4	82	47	5	38	32	361	15.0
2016	NY	6	0	83	10	25	.400	4	11	.364	6	14	.429	7	7	1.000	1	8	9	0.7	4	2	0	2	8	31	5.2
2017	NY	28	25	751	116	289	.401	33	96	.344	83	193	.430	72	82	.878	32	69	101	2.9	81	35	7	35	50	337	12.0
2018	NY	16	12	305	48	122	.393	18	43	.419	30	79	.380	21	24	.875	7	18	25	1.7	27	14	0	17	31	135	8.4
2019	LV	1	0	13	4	6	.667	2	3	.667	2	3	.667	0	0		0	0	0	0.0	1	0	1	0	2	10	10.0
Career		226	169	6054	1021	2509	.407	309	828	.373	712	1681	.424	648	750	.864	154	442	596	2.6	662	379	61	350	431	2999	13.3




## Sugar Rodgers

Guard 5-9 Georgetown '13

7th Year

# #14



**2019 (Las Vegas)** Played her 200th career game on June 20th against Washington ... Scored 10 or more points on 2 occasions ...

**Streaks** Had her first DNP of the year vs LA on 8/31 ...

**2018 (New York)** Led NY in made threes ...

**2017 (New York)** Named WNBA's Sixth Woman of the Year ... Named to the Eastern Conference All-Star Team ...

**2016 (New York)** Finished third in league Most Improved Player voting ... Ranked 14th in the WNBA in scoring average, second in made three pointers, and fifth in three-point field goal percentage ... Set Liberty record for made three-pointers in a season with 86, breaking Shameka Christon's record of 78 from the 2011 season ... Finished second on the team in scoring and steals ...

**2015 (New York)** Finished third on the team in scoring and first in made threes ...

**2014 (New York)** Finished second on the team in made three-pointers ...

**2013 (Minnesota)** Won WNBA Championship ...

**Collegiate Honors & Notes (Georgetown)** Finished career as the school's all-time leader in scoring, made three-pointers, and steals ... Ranked fifth in career free throw percentage, eighth in rebounds, and tied for eighth in assists at the time of her graduation ... Has the top four single-season made three-pointer totals in program history ... Started a program record 104 consecutive games ... Four-time AP All-American ...

**Personal** Full name is Ta'Shauna Rodgers, but goes exclusively by "Sugar" ... Born in Suffolk, Virginia ...

### Upcoming Milestones

Mark	Category	Current
1700	Points	1652
600	Rebounds	574
400	Assists	361
200	Steals	161

Year	Rebs	Asts	Double Doubles	Year	Scoring		
	10+	10+			10+	20+	30+
2013	0	0	0	2013	1	0	0
2014	0	0	0	2014	8	1	0
2015	0	0	0	2015	12	2	0
2016	0	0	0	2016	26	7	1
2017	0	0	0	2017	17	3	0
2018	1	0	1	2018	8	0	0
2019	0	0	0	2019	1	0	0
<b>Totals</b>	1	0	1	<b>Totals</b>	73	13	1

### Season Highs

Points	14	Chicago	August 9, 2019
Rebs	5	@ Atlanta	June 6, 2019
Assists	(5x) 3	@ Indiana	August 27, 2019
Steals	2	Atlanta	August 13, 2019
	2	@ Indiana	August 27, 2019
Blocks	2	Washington	June 20, 2019
Mins	22	Washington	June 20, 2019

### Career Highs

Points	30	@ Minnesota	June 29, 2016
Rebs	10	@ Las Vegas	August 15, 2018
Assists	7	Seattle	July 6, 2016
Steals	(5x) 4	Seattle	June 11, 2017
Blocks	3	Seattle	June 11, 2017
Mins	45	@ Dallas	June 16, 2017

### Career Statistics

Year	Tm	G	GS	MP	FG	FGA	FG%	3P	3PA	3P%	2P	2PA	2P%	FT	FTA	FT%	OR	DR	REB	RPG	A	S	B	TO	PF	PTS	PPG
2013	MIN	28	0	212	19	60	.317	10	32	.313	9	28	.321	4	7	.571	11	29	40	1.4	14	15	9	12	32	52	1.9
2014	NY	34	0	564	72	204	.353	24	83	.289	48	121	.397	36	49	.735	14	56	70	2.1	44	23	10	33	52	204	6.0
2015	NY	33	5	618	84	247	.340	41	128	.320	43	119	.361	59	67	.881	23	50	73	2.2	48	24	7	33	70	268	8.1
2016	NY	33	33	1008	156	385	.405	86	208	.413	70	177	.395	80	95	.842	14	107	121	3.7	79	35	15	59	87	478	14.5
2017 * NY		33	15	844	120	354	.339	63	184	.342	57	170	.335	44	54	.815	23	103	126	3.8	77	30	17	53	76	347	10.5
2018	NY	31	13	608	67	185	.362	43	133	.323	24	52	.462	19	23	.826	19	81	100	3.2	61	21	3	36	66	196	6.3
2019	LV	31	0	369	38	107	.355	28	81	.346	10	26	.385	3	5	.600	3	41	44	1.4	38	13	11	27	32	107	3.5
Career		223	66	4223	556	1542	.361	295	849	.347	261	693	.377	245	300	.817	107	467	574	2.6	361	161	72	253	415	1652	7.4



# Carolyn Swords

Center

6-6

Boston College '11

8th Year

#4

**2019 (Las Vegas)** Blocked the 100th shot of her career vs. LA on 5/26 ... Recorded her 3rd career double-double at Dallas 8/3 ... Scored in double figures on 2 occasions ... Led or tied for the team lead in rebounding 1 time ... Played a career-high 34 minutes at Dallas 8/3 ...

**Streaks** Made 1 of her last 5 shots from the field after making 18 of her previous 31 ... DNP vs LA on 8/31 due to concussion ...

**2018 (Las Vegas)** Recorded the first two double-doubles of her career ... Averaged a career-high 4.7 rebs ...

**2017 (Seattle)** Scored a season-high 10 pts at Was on 9/1 ... Grabbed a season-high 5 reb vs. Conn on 7/12 ...

**2016 (New York)** Won July WNBA Cares Community Assist Award ... Ranked 26th in the W in blocks and 28th in rebounding .. Finished 2nd on the team in FG% ... Scored a season-high 15 pts at Chi on 9/16 ... Tied her career high with 11 boards 2 times ... Blocked a season-high 4 shots vs. Atl on 7/13 ...

**2015 (New York)** Ranked 29th in the W in boards and 25th in blocks ... Scored a season-high 12 points 2 times ... Grabbed a season-high 10 boards vs. Conn. on 9/9 ... Picked up a season-high 3 steals, and blocked a career-high 5 shots at Atl. on 6/21 ...

**2013 (Chicago)** Scored a season-high 12 points at NY on 7/18 ... Grabbed a season-high 7 rebounds at NY on 7/7 .. Blocked a season-high 3 shots vs. NY on 7/20 ...

**2012 (Chicago)** Scored a season-high 16 points and grabbed a season-high 9 rebounds vs. Atl on 9/20 ...

**2011 (Chicago)** Recorded season highs of 9 pts, 8 rbs and 3 blks, along with a career-high 4 assists at Min ...

**Collegiate Honors & Notes (Boston College)** Second all-time leading scorer in Boston College history ... Named Honorable Mention All-America as a senior ...

**Personal** One of five siblings ... Was the recipient of an ACC postgraduate scholarship ... Heavily involved in the community, particularly with the Girl Scouts and voter registration efforts. ...

## Upcoming Milestones

Mark	Category	Current
900	Points	857
800	Rebounds	712
200	Assists	112
150	Blocks	102

## Rebounding

Year	10+	20+
2011	0	0
2012	0	0
2013	0	0
2015	1	0
2016	3	0
2017	0	0
2018	3	0
2019	1	0
Totals	8	0

## Double Doubles

0
0
0
0
0
0
2
1
3

## Scoring

Year	10+	20+
2011	0	0
2012	5	0
2013	1	0
2015	4	0
2016	2	0
2017	1	0
2018	3	0
2019	2	0
Totals	18	0

## Season Highs

Points	13	@ Dallas	August 3, 2019
Rebs	10	@ Dallas	August 3, 2019
Assists	(2x) 2	@ New York	June 9, 2019
Steals	2	Seattle	July 23, 2019
Blocks	(3x) 1	Chicago	July 2, 2019
Mins	34	@ Dallas	August 3, 2019

## Career Highs

Points	16	Atlanta	Sept. 20, 2012
Rebs	12	Chicago	July 5, 2018
Assists	4	@ Minnesota	Sept. 8, 2011
Steals	5	@ New York	July 18, 2013
Blocks	5	@ Atlanta	June 21, 2015
Mins	34	@ Dallas	August 3, 2019

## Career Statistics

Year	Tm	G	GS	MP	FG	FGA	FG%	3P	3PA	3P%	2P	2PA	2P%	FT	FTA	FT%	OR	DR	REB	RPG	A	S	B	TO	PF	PTS	PPG
2011	CHI	29	4	218	28	53	.528	0	0	----	28	53	.528	21	24	.875	17	34	51	1.8	9	5	7	16	26	77	2.7
2012	CHI	30	9	334	52	91	.571	0	0	----	52	91	.571	15	22	.682	45	51	96	3.2	8	11	14	19	57	119	4.0
2013	CHI	16	2	181	26	42	.619	0	0	----	26	42	.619	7	9	.778	16	25	41	2.6	10	8	12	14	33	59	3.7
2015	NYL	34	22	510	67	132	.508	0	0	----	67	132	.508	38	47	.809	51	85	136	4.0	20	18	22	37	95	172	5.1
2016	NYL	34	34	596	76	133	.571	0	0	----	76	133	.571	24	35	.686	55	102	157	4.6	23	7	21	33	73	176	5.2
2017	SEA	30	0	261	30	55	.545	0	0	----	30	55	.545	17	22	.773	11	35	46	1.5	9	5	6	25	55	77	2.6
2018	LV	26	12	375	44	79	.557	0	0	----	44	79	.557	14	16	.875	45	77	122	4.7	23	5	17	21	55	102	3.9
2019	LV	29	4	257	32	73	.438	0	0	----	32	73	.438	11	13	.846	19	44	63	2.2	10	7	3	17	27	75	2.6
Career		228	87	2732	355	658	.540	0	0	----	355	658	.540	147	188	.782	259	453	712	3.1	112	66	102	182	421	857	3.8

## A'ja Wilson

Forward 6-4

South Carolina '18

2nd Year

# #22



**2019 (Las Vegas)** Led or tied for the team lead in scoring 10 times, in rebounding 8 times, and in assists 1 time ... Scored 10 or more points on 21 occasions, 20 or more points 6 times, and 30 or more points 1 time ... Grabbed 10 or more rebounds on 3 occasions ... Has 3 double-doubles ... Named WNBA Western Conference Player of the Week on 6/24 and 7/1 ... Scored a career high 39 points vs. Indiana 6/29, which also tied the franchise record for points in a game ... Named to her second All-Star Team ... Sprained her ankle and had to leave the game in the third quarter at Seattle (7/19), and missed 8 games ... Scored her 1000th career point vs Phoenix 8/20 ...

**Streaks** Went to the line 14 times vs. LA on 8/31 after going 8 times in her previous 3 games ... Averaging 19.0 points and 6.8 rebounds since returning from injury 6 games ago...

**2018 (Las Vegas)** Unanimous WNBA Rookie of the Year ... Named to the WNBA All-Star Team ... Named Western Conference Player of the Week for games played July 2-8 ... Led the W in free throw attempts and made free throws ... Finished fourth in the league in scoring average, sixth in rebounding, sixth in blocked shots, second in field goal attempts and sixth in made field goals ... Set franchise records for made field goals, field goal attempts, made free throws, free throw attempts, points and scoring average ... Became the 15th player in WNBA history to begin her career by recording a double-double (14 points, 10 rebounds at Connecticut on May 20) ... Tied the program record for most made free throws (14) and most free throw

attempts (18) in a game against Washington on June 1 ... Set the franchise record for most made field goals in a game (16 at Indiana on June 12) ... Scored the second most points by a rookie (35) in franchise history at Indiana on June 12 ... Recorded 7 games of at least 20 points and 10 rebounds ...

**Collegiate Honors & Notes (South Carolina)** Led the Gamecocks to the 2017 NCAA Championship ... Named Most Outstanding Player of the 2017 NCAA Championship ... Was the consensus 2018 National Player of the Year (AP, espnW, USAT, WBCA/Wade, Drysdale/USBWA, Naismith) ... Was a three-time SEC Player of the Year, and four-time All-American ... Named SEC Defensive Player of the Year on two occasions (2015, 2018) ... Ranked 7th in the nation in scoring, 11th in rebounding and 5th in double-doubles ...

**Personal** Enjoys eating Chipotle and Chik-fil-A ... Father, Roscoe, played professional basketball internationally for 10 years ... Is dyslexic ...

### Upcoming Milestones

Mark	Category	Current
1100	Points	1073
500	Rebounds	423
200	Assists	117
100	Blocked Shots	92

Rebounding			Double Doubles	Scoring			
Year	10+	20+		Year	10+	20+	30+
2018	10	0	10	2018	33	18	3
2019	3	0	3	2019	21	6	1
Totals	13	0	13	Totals	54	24	4

### Season Highs

Points	39	Indiana (OT)	June 29, 2019
Rebs	12	Los Angeles	August 31, 2019
Assists	5	Indiana	June 29, 2019
Steals	3	Seattle	June 25, 2019
Blocks	4	@ Chicago	August 18, 2019
Mins	41	Indiana (OT)	June 29, 2019

### Season & Career Highs

Points	39	Indiana (OT)	June 29, 2019
Rebs	16	@ Seattle	June 19, 2018
Assists	8	Dallas	June 27, 2018
Steals	3	Los Angeles	June 29, 2018
Blocks	7	Chicago	July 5, 2018
Mins	41	Indiana (OT)	June 29, 2019

### Career Statistics

Year	Tm	G	GS	MP	FG	FGA	FG%	3P	3PA	3P%	2P	2PA	2P%	FT	FTA	FT%	OR	DR	REB	RPG	A	S	B	TO	PF	PTS	PPG
2018	* LV	33	33	1010	245	530	.462	0	0	----	245	530	.462	192	248	.774	66	198	264	8.0	74	27	55	46	68	682	20.7
2019	* LV	24	23	676	146	308	.474	0	1	.000	146	307	.476	99	128	.773	41	119	160	6.7	43	12	37	50	46	391	16.3
Career		57	56	1686	391	838	.467	0	1	.000	391	837	.467	291	376	.774	107	317	424	7.4	117	40	92	97	114	1073	18.8





# Tamera Young

Forward 6-2

James Madison '08

12th Year

# #1

**2019 (Las Vegas)** Has scored in double figures on 4 occasion ... Led or tied for the team lead in assists on 2 occasions ... Recorded her 500th career assist vs. Sea 6/25 ... Recorded her 300th career steal at Dal 8/3... Started her first game of the season 8/27 at Indiana...

**Streaks** Made 3 of her last 10 shots after making 12 of her previous 20 ...

**2018 (Las Vegas)** Led or tied for the team lead in pts 2 times, in rebs 6 times, and in assts 10 times ... Scored the first regular season points in Aces' history ...

**2017 (Chicago/Atlanta)** Scored a season-high 21 points at SA on 6/10 ... Grabbed a season-high 8 rebounds at Minn on 5/14 ... Handed out a season-high 5 assists 5 times ... Recorded a season-high 4 steals 2 times ...

**2016 (Chicago)** Scored a season-high 24 points vs. Sea on 9/2 ... Grabbed a season-high 9 rebounds 4 times ... Handed out a season-high 4 assists on 4 occasions ... Recorded a season-high 3 steals vs. Min on 9/13 ...

**2015 (Chicago)** Scored a season-high 14 points vs. Ind. on 8/4 ... Grabbed a season-high 7 rebounds at Ind. on 6/14 ... Handed out a season-high 5 assists vs. Tulsa on 9/11 ... Picked up a season-high 4 steals vs. Ind. on 6/5 ...

**2014 (Chicago)** Scored a season-high 15 points vs. LA on 6/6 ... Grabbed a season-high 12 rebounds 2 times ... Handed out a season-high 3 assists 2 times ... Picked up a season-high 3 steals 2 times ...

**2013 (Chicago)** Scored a season-high 17 points vs. New York on July 20 ... Grabbed a season-high 10 rebounds vs. Indiana on September 6 ...

**2012 (Chicago)** Scored a season-high 19 points at NY on 9/7 ... Grabbed a season-high 8 rebounds vs. NY on 7/6 ... Handed out a season-high 4 assists at Minn on 6/23 ... Recorded a season-high 3 steals 3 times ...

**2011 (Chicago)** Scored a season-high 20 points vs. Conn on 6/23 ... Grabbed a career-high 15 rebounds vs. Conn on 8/9 ... Handed out a season-high 5 assists vs. Conn on 7/26 ... Recorded a career-high 7 steals at Was on 8/20 ...

**2010 (Chicago)** Scored a season-high 15 points at Conn on 7/1 ... Grabbed a season-high 7 rebounds on two occasions ... Handed out a season-high 5 assists at Atl on 8/17 ...

**2009 (Atlanta/Chicago)** Scored a season-high 14 points, and recorded a season-high 3 steals vs. Detroit on August 22 ... Grabbed a season-high 5 rebounds vs. Phoenix on August 18 ...



# PLAYER PROFILES



**2008 (Atlanta)** Scored a career-high 26 points at Det on 6/29 ... Grabbed a season-high 13 rebounds, and handed out a career-high 7 rebounds vs. SA on 6/18 ... Recorded a season-high 5 steals at Was on 6/20 ...

**Collegiate Honors & Notes (James Madison)** First player from James Madison to play in the WNBA ... Was the CAA and school career scoring leader at the time of her graduation ... Named All-America Honorable Mention as a senior ... Inducted into the James Madison Athletics Hall of Fame in January of 2018 ...

**Personal** Her cousin, Willie Williams was a cornerback for the Pittsburgh Steelers, and Seattle Seahawks ... Attended the same high school as Michael Jordan ... Once pretended to be sick in high school so she could ditch and buy a pair of Cool Grey Air Jordan Xls ...

## Upcoming Milestones

Mark	Category	Current
2700	Points	2629
1500	Rebounds	1425
600	Assists	546
400	Steals	304

## Rebounding

Year	10+	20+	Double Doubles
2008	3	0	0
2009	0	0	0
2010	0	0	0
2011	1	0	1
2012	0	0	0
2013	1	0	0
2014	2	0	1
2015	0	0	0
2016	0	0	0
2017	0	0	0
2018	1	0	0
2019	0	0	0
<b>Totals</b>	<b>8</b>	<b>0</b>	<b>2</b>

## Double Doubles

## Scoring

Year	10+	20+	30+
2008	7	2	0
2009	2	0	0
2010	8	0	0
2011	12	1	0
2012	11	0	0
2013	6	0	0
2014	9	0	0
2015	3	0	0
2016	13	2	0
2017	15	1	0
2018	18	1	0
2019	4	0	0
<b>Totals</b>	<b>108</b>	<b>7</b>	<b>0</b>

## Season Highs

Points	18	Dallas	July 30, 2019
Rebs	9	Los Angeles	August 31, 2019
Assists	6 @	Los Angeles	August 1, 2019
Steals	3	Chicago	July 2, 2019
	3 @	Dallas	August 3, 2019
Blocks	(4x) 1	Los Angeles	August 31, 2019
Mins	(2x) 27	Los Angeles	August 31, 2019

## Career Highs

Points	26 @	Detroit	June 29, 2008
Rebs	15 @	Connecticut	Aug. 9, 2011
Assists	9 @	Indiana	June 12, 2018
Steals	7 @	Washington	Aug. 20, 2011
Blocks	(7x) 2	Indiana	June 18, 2017
Mins	(3x) 40 @	San Antonio	June 10, 2017

## Career Statistics

Year	Tm	G	GS	MP	FG	FGA	FG%	3P	3PA	3P%	2P	2PA	2P%	FT	FTA	FT%	OR	DR	REB	RPG	A	S	B	TO	PF	PTS	PPG
2008	ATL	33	15	745	80	240	.333	13	40	.325	67	200	.335	67	97	.691	44	95	139	4.2	41	30	10	59	97	240	7.3
2009	TOT	21	6	202	25	73	.342	3	13	.231	22	60	.367	27	35	.771	16	28	44	2.1	12	13	5	20	27	80	3.8
2009	ATL	11	0	72	9	27	.333	1	5	.200	8	22	.364	11	17	.647	6	8	14	1.3	5	6	1	9	9	30	2.7
2009	CHI	10	6	129	16	46	.348	2	8	.250	14	38	.368	16	18	.889	10	20	30	3.0	7	7	4	11	18	50	5.0
2010	CHI	32	22	595	76	210	.362	13	47	.277	63	163	.387	52	76	.684	33	65	98	3.1	50	25	7	49	64	217	6.8
2011	CHI	33	19	792	102	240	.425	1	7	.143	101	233	.433	55	76	.724	41	83	124	3.8	43	37	9	62	98	260	7.9
2012	CHI	33	24	804	116	274	.423	0	1	.000	116	273	.425	40	66	.606	44	78	122	3.7	47	34	6	46	90	272	8.2
2013	CHI	33	8	596	81	190	.426	0	1	.000	81	189	.429	23	38	.605	43	82	125	3.8	21	17	5	22	61	185	5.6
2014	CHI	34	33	937	99	226	.438	0	0	----	99	226	.438	30	54	.556	37	135	172	5.1	41	23	5	27	88	228	6.7
2015	CHI	19	10	325	31	79	.392	0	0	----	31	79	.392	24	29	.828	16	39	55	2.9	25	11	6	17	39	86	4.5
2016	CHI	32	20	824	112	249	.450	0	2	.000	112	247	.453	49	62	.790	44	101	145	4.5	46	24	4	35	84	273	8.5
2017	TOT	35	22	863	110	308	.357	25	73	.342	85	235	.362	48	71	.676	23	94	117	3.3	67	36	15	61	70	293	8.4
2017	CHI	24	21	697	91	249	.365	22	64	.344	69	185	.373	40	58	.690	18	74	92	3.8	59	33	10	53	55	244	10.2
2017	ATL	11	1	170	19	59	.322	3	9	.333	16	50	.320	8	13	.615	5	20	25	2.3	8	3	5	8	15	49	4.5
2018	LV	33	25	881	129	316	.408	4	13	.308	125	303	.413	65	92	.707	36	132	168	5.1	91	32	6	55	68	327	9.9
2019	LV	32	2	571	63	165	.382	5	15	.333	58	150	.387	37	59	.627	34	82	116	3.6	61	22	4	46	55	168	5.3
Career		370	206	8138	1024	2570	.398	64	212	.302	960	2358	.407	517	755	.685	411	1014	1425	3.9	545	304	82	499	841	2629	7.1



Jackie Young

Guard5-11Notre Dame '19Rookie

#0

**2019 (Las Vegas)** Has led or tied for the team lead in assists on 17 occasions, and in scoring 1 time ... Has scored 10 or more points on 7 occasions ... Recorded her first career double-double vs Phoenix 8/20 (10 rebs, 10 asts) ...

**Streaks** Went to the free throw line 23 times in her first 19 games, and 46 times in her last 13...

**Collegiate Honors & Notes (Notre Dame)** 2018 NCAA Champion ... 2019 ACC Tournament MVP ... Ranked 3rd in the nation among guards in FG% ... Was one of only 4 players in the nation to average more than 14.0 points, 7.0 rebounds and 5.0 assists ...

**Personal** Named 2016 Naismith Player of the Year in High School ... Named Indiana's Miss Basketball as a senior ...

							Upcoming Milestones		
							Mark	Category	Current
							300	Points	207
							200	Rebounds	105
							200	Assists	141
							100	Steals	23
	Rebs	Asts	Double Doubles	Scoring					
Year	10+	10+	Reb-Ast	Year	10+	20+			
2019	1	1	1	2019	7	0			
Totals	1	1	1	Totals	7	0			
Season & Career Highs									
				Points	17	@	Dallas	August 3, 2019	
					17		Atlanta	August 13, 2019	
				Rebs	10		Phoenix	August 20, 2019	
				Assists	10		Indiana	June 29, 2019	
					10		Phoenix	August 20, 2019	
				Steals	(5x) 2	@	New York	July 7, 2019	
				Blocks	2		Atlanta	August 13, 2019	
				Mins	35		Indiana	June 29, 2019	

Career Statistics

Year	Tm	G	GS	MP	FG	FGA	FG%	3P	3PA	3P%	2P	2PA	2P%	FT	FTA	FT%	OR	DR	REB	RPG	A	S	B	TO	PF	PTS	PPG
2019	LV	32	32	720	69	222	.311	13	42	.310	56	180	.311	56	69	.812	23	82	105	3.3	141	23	12	51	44	207	6.5
Career		32	32	720	69	222	.311	13	42	.310	56	180	.311	56	69	.812	23	82	105	3.3	141	23	12	51	44	207	6.5



# 2019 STATISTICS



## LAS VEGAS ACES (20-12)

PLAYER				-FIELD GOALS-			-3-POINT FG--			-FREE THROWS-			--REBOUNDS--				PF	DQ	STL	TO	BLK	PTS	AVG
	G	GS	MIN	FG	FGA	PCT	FG	FGA	PCT	FT	FTA	PCT	OFF	DEF	TOT	AST							
Wilson	24	23	676	146	308	.474	0	1	.000	99	128	.773	40	119	159	43	46	0	12	50	37	391	16.3
Cabbage	30	28	770	180	365	.493	2	12	.167	112	147	.762	56	193	249	66	85	0	18	70	46	474	15.8
McBride	32	32	936	145	338	.429	61	137	.445	85	94	.904	21	113	134	80	44	0	39	59	2	436	13.6
Hamby	32	9	793	133	271	.491	17	50	.340	71	97	.732	72	174	246	62	65	0	32	55	12	354	11.1
Prince	1	0	13	4	6	.667	2	3	.667	0	0	---	0	0	0	1	2	0	0	0	1	10	10.0
Plum	32	30	818	100	269	.372	44	121	.364	32	36	.889	14	74	88	100	73	0	25	49	4	276	8.6
J. Young	32	32	720	69	222	.311	13	42	.310	56	69	.812	23	82	105	141	44	0	23	51	12	207	6.5
T. Young	32	2	571	63	165	.382	5	15	.333	37	59	.627	34	81	115	61	55	0	22	45	4	168	5.3
Colson	31	0	375	37	82	.451	9	18	.500	24	29	.828	2	19	21	59	37	0	30	28	4	107	3.5
Rodgers	31	0	369	38	107	.355	28	81	.346	3	5	.600	3	41	44	38	32	0	13	27	11	107	3.5
Swords	29	4	257	32	73	.438	0	0	---	11	13	.846	19	44	63	10	27	0	7	17	3	75	2.6
Ji-Su	23	0	150	7	34	.206	0	1	.000	4	9	.444	8	16	24	8	16	0	5	7	4	18	0.8
Nared	1	0	1	0	0	---	0	0	---	0	0	---	0	0	0	0	1	0	0	0	0	0	0.0
ACES	32	-	6450	954	2240	.426	181	481	.376	534	686	.778	292	956	1248	669	527	0	226	472	140	2623	82.0
OPPONENTS	32	-	6450	921	2320	.397	240	744	.323	430	520	.827	263	856	1119	622	610	1	248	423	184	2512	78.5

PLAYER	-- SINGLE-GAME HIGHS --								----- AVERAGE PER GAME -----								--CAREER HIGHS (C=SET, T=TIED THIS SEASON)--							
	MIN	REB	AST	ST	TO	BL	PTS		MIN	REB	AST	STL	TO	BLK	PTS		FG	FGA	FT	FTA	REB	AST	PTS	
Wilson	41	12	5	3	6	4	39		28.2	6.6	1.8	0.50	2.1	1.54	16.3		16	24	14	18	16	8	39C	
Cabbage	41	15	7	3	7	5	28		25.7	8.3	2.2	0.60	2.3	1.53	15.8		17	25	15	17	18	7C	53	
McBride	37	8	6	4	4	1	25		29.3	4.2	2.5	1.22	1.8	0.06	13.6		14	23	12	13	11	12	38	
Hamby	38	16	6	3	5	3	27		24.8	7.7	1.9	1.00	1.7	0.38	11.1		11T	16	7T	13	18	6C	27C	
Prince	13	0	1	0	0	1	10		12.5	0.0	1.0	0.00	0.0	1.00	10.0		12	25	12	13	9	9	33	
Plum	37	7	8	3	4	1	21		25.6	2.8	3.1	0.78	1.5	0.13	8.6		9	17T	6	6T	9	13	23	
J. Young	35	10	10	2	4	2	17		22.5	3.3	4.4	0.72	1.6	0.38	6.5		5C	14C	9C	12C	10C	10C	17C	
T. Young	27	9	6	3	3	1	18		17.9	3.6	1.9	0.69	1.4	0.13	5.3		10	21	9	10	15	9	26	
Colson	22	3	5	4	5	2	17		12.1	0.7	1.9	0.97	0.9	0.13	3.5		5	11	8C	11C	4	8	17C	
Rodgers	22	5	3	2	3	2	14		11.9	1.4	1.2	0.42	0.9	0.35	3.5		11	24	9	10	10	7	30	
Swords	34	10	2	2	3	1	13		8.9	2.2	0.3	0.24	0.6	0.10	2.6		8	12	7	8	12	4	16	
Ji-Su	17	5	3	2	2	1	4		6.5	1.0	0.3	0.22	0.3	0.17	0.8		3	8	3	4	12	3T	7	
Nared	1	0	0	0	0	0	0		1.4	0.0	0.0	0.00	0.0	0.00	0.0		3	8	4	4	7	2	10	
ACES	225	50	31	13	21	9	102		201.6	39.0	20.9	7.06	14.8	4.38	82.0		41	91	42	56	56	33	108	
OPPONENTS	225	46	30	18	20	10	99		201.6	35.0	19.4	7.75	13.2	5.75	78.5		46	92	40	51	57	30T	109	

## ATLANTA DREAM (7-24)

PLAYER				-FIELD GOALS-			-3-POINT FG--			-FREE THROWS-			--REBOUNDS--				PF	DQ	STL	TO	BLK	PTS	AVG
	G	GS	MIN	FG	FGA	PCT	FG	FGA	PCT	FT	FTA	PCT	OFF	DEF	TOT	AST							
Hayes	29	29	817	147	374	.393	36	117	.308	97	127	.764	21	66	87	82	71	0	29	70	8	427	14.7
Sykes	31	24	790	116	322	.360	25	99	.253	63	86	.733	21	113	134	79	51	0	20	63	16	320	10.3
Montgomery	31	31	846	97	259	.375	62	188	.330	35	42	.833	8	57	65	80	45	0	30	58	6	291	9.4
Williams	29	29	815	91	204	.446	0	0	---	72	97	.742	84	97	181	33	65	1	22	38	45	254	8.8
Bentley	26	2	551	84	276	.304	26	115	.226	23	27	.852	9	42	51	73	53	1	19	36	8	217	8.3
Breland	31	31	721	96	254	.378	9	37	.243	27	31	.871	41	181	222	50	61	0	38	34	33	228	7.4
Billings	26	1	495	51	126	.405	1	1	.000	43	54	.796	57	116	173	15	58	0	13	42	11	146	5.6
Coffey	25	6	372	47	137	.343	22	57	.386	21	40	.525	22	53	75	10	49	1	13	19	12	137	5.5
Cazorla	28	1	410	27	76	.355	13	45	.289	21	24	.875	2	16	18	43	21	0	16	28	1	88	3.1
Gulich	28	1	312	32	93	.344	6	21	.286	16	21	.762	33	47	80	18	54	0	4	28	20	86	3.1
Coates (TOT)	22	0	161	24	42	.571	0	0	---	11	19	.579	19	31	50	2	36	1	4	9	10	59	2.7
Coates (ATL)	8	0	69	9	11	.818	0	0	---	6	11	.545	6	11	17	1	19	1	1	4	5	24	3.0
Peters	4	0	26	0	7	.000	0	0	---	2	2	1.000	1	1	2	1	3	0	1	4	1	2	0.5
DREAM	31	-	6225	797	2139	.373	200	680	.294	426	562	.758	305	800	1105	485	550	4	206	449	166	2220	71.6
OPPONENTS	31	-	6225	910	2177	.418	212	628	.338	434	567	.765	337	881	1218	596	568	1	244	421	150	2466	79.5

PLAYER	-- SINGLE-GAME HIGHS --							----- AVERAGE PER GAME -----							--CAREER HIGHS (C=SET, T=TIED THIS SEASON)--						
	MIN	REB	AST	ST	TO	BL	PTS	MIN	REB	AST	STL	TO	BLK	PTS	FG	FGA	FT	FTA	REB	AST	PTS
Hayes	38	7	6	4	5	2	34	28.2	3.0	2.8	1.00	2.4	0.28	14.7	12C	24C	14	15T	11	8	34C
Sykes	37	10	6	2	5	3	29	25.5	4.3	2.5	0.65	2.0	0.52	10.3	12	23	12	14C	13	7	33
Montgomery	35	6	9	3	5	1	23	27.3	2.1	2.6	0.97	1.9	0.19	9.4	13	29	11	12	7	10	33
Williams	36	11	4	2	4	4	17	28.1	6.2	1.1	0.76	1.3	1.55	8.8	11	16	7T	10	16	6	22
Bentley	30	5	7	2	5	2	21	21.2	2.0	2.8	0.73	1.4	0.31	8.3	12	24	7	8	6	11	31
Breland	34	13	4	4	4	3	18	23.3	7.2	1.6	1.23	1.1	1.06	7.4	12	21	7	8	15	7	26
Billings	31	16	2	2	5	3	16	19.0	6.7	0.6	0.50	1.6	0.42	5.6	6C	14C	7C	9C	16C	2T	16C
Coffey	24	8	3	2	2	1	13	14.9	3.0	0.4	0.52	0.8	0.48	5.5	8	14	7	10	12	6	23
Cazorla	32	3	6	2	4	1	10	14.7	0.6	1.5	0.57	1.0	0.04	3.1	3C	9C	5C	7C	3C	6C	10C
Gulich	28	12	3	1	3	2	15	11.1	2.9	0.6	0.14	1.0	0.71	3.1	5C	10C	3C	4C	12C	3C	15C
Coates (TOT)	21	9	1	1	1	3	10	7.3	2.3	0.1	0.18	0.4	0.45	2.7	5	7	3T	5	10	3	10T
Coates (ATL)	21	5	1	1	1	3	9	8.7	2.1	0.1	0.13	0.5	0.63	3.0							
Peters	10	1	1	1	2	1	2	6.6	0.5	0.3	0.25	1.0	0.25	0.5	6	11	5	8	6	4	19
DREAM	225	50	24	12	21	11	90	200.8	35.6	15.6	6.65	14.5	5.35	71.6	45	96	36	49	54	32	109
OPPONENTS	225	48	29	13	21	9	98	200.8	39.3	19.2	7.87	13.6	4.84	79.5	45	103	40	44	63	30	112



## MEDIA CHEAT SHEET



Liz Cabbage



Sydney Colson



Dearica Hamby



Kayla McBride




JiSu Park



Kelsey Plum



Epiphanny Prince



Sugar Rodgers



Carolyn Swords



A'ja Wilson



Jackie Young



Tamera Young



Bill Laimbeer  
Head Coach



Vickie Johnson  
Assistant Coach



Kelly Raimon  
Assistant Coach