

ATLANTA DREAM BASKETBALL

2019 GAME NOTES

2019 REGULAR SEASON SCHEDULE

May 24	Dallas [!]	W, 76-72
May 31	Seattle*	L, 82-66
June 1	at Washington [!]	7:00 pm
June 6	Las Vegas* [!]	7:00 pm
June 9	Connecticut [!]	3:00 pm
June 15	at Dallas	8:00 pm
June 19	Indiana ^{^?}	11:00 am
June 21	at Connecticut	7:30 pm
June 23	Washington ⁺	1:00 pm
June 30	New York [!]	3:00 pm
July 2	at Minnesota* [!]	8:00 pm
July 5	at Seattle [!]	10:00 pm
July 7	at Phoenix	6:00 pm
July 10	Connecticut [?]	11:00 am
July 12	Minnesota [!]	7:30 pm
July 14	Los Angeles [!]	3:00 pm
July 17	at Chicago ^{^?}	12:00 pm
July 19	at Connecticut	7:30 pm
July 21	at Washington [?]	3:00 pm
July 23	Los Angeles [^]	3:00 pm
July 31	at Indiana* [!]	7:00 pm
Aug. 3	Chicago [!]	7:00 pm
Aug. 6	Minnesota [^]	7:00 pm
Aug. 10	at Indiana* [!]	7:00 pm
Aug. 13	at Las Vegas [^]	10:00 pm
Aug. 16	at Phoenix* [!]	10:00 pm
Aug. 20	Chicago [^]	7:00 pm
Aug. 23	at New York* [!]	7:30 pm
Aug. 25	at Dallas	4:00 pm
Aug. 29	Phoenix [!]	7:00 pm
Sept. 1	at Seattle [!]	7:00 pm
Sept. 3	at Los Angeles	10:30 pm
Sept. 5	Las Vegas* [!]	7:30 pm
Sept. 8	New York [!]	4:00 pm

Home games in bold | All times Eastern

* CBS Sports Network

! WSB-TV Now

+ ESPN

^ Twitter

? Bounce


2019 WNBA Standings (as of June 1)

#1	Minnesota Lynx	2-0
#2	Seattle Storm	2-1
#3	Connecticut Sun	2-1
#4	Phoenix Mercury	1-1
#5	Las Vegas Aces	1-1
#6	Los Angeles Sparks	1-1
#7	Indiana Fever	1-1
#8	Atlanta Dream	1-1
#9	New York Liberty	0-1
#10	Dallas Wings	0-1
#11	Washington Mystics	0-1
#12	Chicago Sky	0-1



ATLANTA DREAM vs WASHINGTON MYSTICS

Saturday, June 1 • 7:00 p.m. ET • WSB-TV Now
Entertainment & Sports Arena • Washington, D.C.
Game 3



PROBABLE STARTING LINEUP

G #15 TIFFANY HAYES 5-10 | 155 | UConn

Last season: Hayes saw the best season of her career in 2018, earning All-WNBA First Team honors and averaging 17.2 points, 3.6 rebounds and 2.7 assists in just 28.9 minutes per game. Won the Polish League Championship with CCC Polkowice in the spring.

G #21 RENEE MONTGOMERY 5-7 | 140 | UConn

Last season: In her tenth season in the league, Montgomery set the single-season franchise record with 78 three-pointers, tied a WNBA record for three-pointers in a game with eight at New York (8/12), hitting seven three-pointers to break the WNBA record for a half.

G #7 BRITTNEY SYKES 5-9 | 154 | Syracuse

Last season: Second-year guard Sykes finished the season averaging 9.7 points, 3.5 rebounds and 2.3 assists in 20.7 minutes per game. After battling an ankle injury, she stepped into the starting lineup in the playoffs and scored in double figures four of the five games.

F #51 JESSICA BRELAND 6-2 | 166 | North Carolina

Last season: WNBA All-Defensive First Team, Eastern Conference Player of the Week (7/16). Started all 34 regular season games, and set career records with 1.9 blocks and 7.9 rebounds per game. Reached 1,500 career points in 2018.

C #1 ELIZABETH WILLIAMS 6-3 | 200 | Duke

Last season: Recorded a career-best 54.8 FG% and set a new franchise record by finishing 11-12 from the field for a .917 single-game field-goal percentage. Played for Botas in Turkey in the offseason.

2019 RECORDS

2019	Record	Home	Road	OT
Overall	1-1	1-1	-	-
Eastern	-	-	-	-
Western	1-1	1-1	-	-
Preseason	2-1	0-1	2-0	-

TRANSACTIONS AND INJURIES

RECENT TRANSACTIONS:

Traded Imani McGee-Stafford to Dallas for a 2020 third round pick.
Waived Lynetta Kizer
Waived Blake Dietrick

INJURIES:

Angel McCoughtry - OUT (Left Knee)

2019 ATLANTA DREAM ROSTER

No	Player	Pos	Ht.	Wt.	DOB	Exp	College/Country	Twitter
20	Alex Bentley	G	5-7	152	10/27/90	6	Penn State	N/A
25	Monique Billings	F	6-4	185	5/2/96	1	UCLA	@moniquebillings
51	Jessica Breland	F	6-2	166	2/23/88	7	North Carolina	@JayBreland
5	Maite Cazorla	G	5-10	155	6/18/97	R	Oregon	@maitecazorla
10	Nia Coffey	F	6-1	182	6/11/95	2	Northwestern	@Niacoff
24	Marie Gülich	C	6-5	205	5/28/94	1	Oregon State	@mary_gulitsch
15	Tiffany Hayes	G	5-10	155	9/20/89	7	Connecticut	@tiphayes
35	Angel McCoughtry	F/G	6-1	173	9/10/86	9	Louisville	@Angel_35
21	Renee Montgomery	G	5-7	140	12/2/86	10	Connecticut	@Da20one
17	Haley Peters	F	6-3	178	9/17/92	2	Duke	@HaleyPeters
7	Brittney Sykes	G	5-9	154	2/7/94	2	Syracuse	@BrittBundlez
1	Elizabeth Williams	C/F	6-3	200	6/23/93	4	Duke	@E_Williams_1

Head Coach

Nicki Collen (Marquette)

Assistant Coaches

Darius Taylor (Michigan)

Mike Petersen (Northwest Christian)

Director of Sports Medicine/Head Athletic Trainer

Jessica Cohen (Northwestern)

Director of Scouting & Video Production

Zach Cooper (Central College)

Director of Basketball Operations

Kyra Vidas (Lake Forest College)

Pronunciation Guide

Angel McCoughtry (mc-CAW-tree)

Jessica Breland (BREE-land)

Maite Cazorla (MY-tay kuh-ZOR-luh)

Marie Gülich (GOO-lich)

Nia Coffey (KNEE-uh)

How The Team Was Built

Through the Draft:	Angel McCoughtry, 1st overall pick, 2009 Tiffany Hayes, 14th overall pick, 2012 Brittney Sykes, 7th overall pick, 2017 Monique Billings, 15th overall pick, 2018 Maite Cazorla, 23rd overall pick, 2019
Via Trade:	Alex Bentley from Connecticut, 7/9/2018 Elizabeth Williams from Connecticut, 2015 Marie Gülich from Phoenix, 5/10/2019 Nia Coffey from Las Vegas, 5/11/2019
Via Free Agency:	Renee Montgomery, 2/1/2018 Jessica Breland, 2/2/2018 Haley Peters, 2/6/2019

QUICK FACTS**GENERAL**

Full Name: Atlanta Dream
 Location: Atlanta, Ga.
 Inaugural Season: 2008
 Colors: Blue, White, Red
 Arena (Cap): State Farm Arena (8,600)
 Owners: Mary Brock & Kelly Loeffler
 President/GM: Dream Too, LLC
 Chris Sienko
 Twitter: @csienko11
 TV: CBS Sports Network/WSB-TV Now/Twitter

COACHING STAFF

Head Coach: Nicki Collen
 Years with Dream: Second Season
 Twitter: @NickiCollen
 Career Record: 24-12
 Record with Dream: 24-12
 Alma Mater: Marquette
 Assistant Coach: Darius Taylor (Michigan)
 Assistant Coach: Mike Petersen (Northwest Christian)
 Head Athletic Trainer: Jessica Cohen (Northwestern)
 Coordinator of Basketball Ops: Kyra Vidas (Lake Forest College)
 Dir of Scouting & Video Production: Zach Cooper (Central College)

TEAM INFORMATION

2018 Record: 23-11
 2018 Home Record: 13-4
 2018 Road Record: 10-8
 2018 vs Eastern Conference: 12-4
 2018 Playoffs Record: 2-3
 2018 Playoff Seed: 2

DREAM HISTORY

First Year: 2008 (12th Season)
 Regular Season Record: 161-181
 Regular Season Home Record: 91-71
 Regular Season Road Record: 60-110
 Playoff Record: 15-19 (9 Appearances)
 Best Finish: WNBA Finals (2010, 2011, 2013)
 WNBA Championships: 0
 Eastern Conference Championships: 3 (2010, 2011, 2013)

KEY RETURNEES**Alex Bentley (G)**

2018*: 9.4 PPG / 1/5 RPG / 3.3 APG / 38.7 FG%

Jessica Breland (F)

2018: 8.3 PPG / 7.9 RPG / 2.0 APG / 42.8 FG%

Tiffany Hayes (G)

2018: 17.2 PPG / 3.6 RPG / 2.7 APG / 44.1 FG%

Renee Montgomery (G)

2018: 10.3 PPG / 1.7 RPG / 3.7 APG / 38.9 FG%

Brittney Sykes (G)

2018: 9.7 PPG / 3.5 RPG / 2.3 APG / 41.1 FG%

Elizabeth Williams (C)

2018: 9.1 PPG / 5.8 RPG / 1.4 APG / 54.8 FG%

**Totals with Connecticut and Atlanta*

2019 NEWCOMERS

Maite Cazorla 2019 second round draft pick

Nia Coffey Trade from Las Vegas

Marie Göllich Trade from Phoenix

Haley Peters Free Agent from San Antonio

DREAM PUBLIC RELATIONS AND SOCIAL MEDIA

PR Manager Kelsey Bibik

Phone: 404-920-2545(O)/858-361-9855 (C)

Email: Kelsey.Bibik@AtlantaDream.net

Twitter: @kelseybibik

Director of Digital Media & Marketing: Dan Goldberger

Phone: 404-920-2544 (O)/646-872-7568 (C)

Email: Dan.Goldberger@AtlantaDream.net

Twitter: @DanGoldberger

Twitter @AtlantaDream

Instagram atlantadream

Facebook /AtlantaDream

PR Twitter @ATLDreamPR

RECENT MEETINGS WITH WASHINGTON

AUGUST 31, 2018

WASHINGTON (AP) While the Washington Mystics tried adjusting without injured All-Star Elena Delle Donne, the Atlanta Dream benefitted from lessons learned after losing their best player weeks ago.

Tiffany Hayes had 23 points and 11 rebounds and the Dream beat the Mystics 81-76 on Friday night to take a 2-1 lead in the best-of-five WNBA semifinal series.

Brittney Sykes scored 17 points, and Elizabeth Williams had 14 for the Dream. Atlanta is one victory away from the franchise's fourth finals appearance and first since 2013.

The lead changed 14 times through three quarters but never in the fourth. Sykes's third 3-pointer of the game gave the Dream their largest lead at 77-66 with 2:38 left. Washington scored the next six points and trailed 79-74 with 35.7 seconds remaining, but would get no closer.

"This team knows how to win games late," Dream coach Nicki Collen said. "We guard people and we have players that can make plays. We get into tight situations, there's rarely much panic with this group."

Playing without Delle Donne, who suffered a bone bruise on her left knee in the closing minutes of Tuesday's 78-75 Game 2 loss at Atlanta, didn't unnerve the Mystics. It did force several lineup changes including a four-guard look as Washington searched for winning combinations.

The Dream already went through this adjustment as Delle Donne's absence meant both teams played without its best player. Atlanta closed out the regular season sans All-Star forward Angel McCoughtry, who suffered a knee injury Aug. 7 against Las Vegas.

"It's kind of how the Mystics were today. When somebody goes down you just play a little bit harder and play for each other," Williams said. "We've been fortunate to have the extra time to get used to playing without Angel."

Delle Donne averaged 29.5 points and 13.5 rebounds in the first two games of the series. Washington's offense labored without its leading scorer and rebounder. The Mystics shot 36 percent from the field and 5 of 23 on 3-point attempts.

"I thought we put up a great fight," Mystics coach Mike Thibault said. "I don't think we played great offensively at all."

Kristi Toliver, who joined Delle Donne in the 2018 All-Star game, had seven points on 3 of 15 shooting and missed eight of nine 3-point attempts. Her backcourt partner, Natasha Cloud scored three points.

Aerial Powers came off the bench to lead Washington with a season-high 18 points.

Atlanta entered the final period leading 56-54 and extended the lead to 66-58 on Sykes's 3-pointer with 7:15 remaining.

With Delle Donne out and the Mystics in experimental mode, Powers played extended minutes at power forward for the first time this season.

"We couldn't completely change our offense because we didn't know if (Elena) was going to play until today," said center LaToya Sanders, who had 12 points and six blocked shots. "We did what we could this morning. We kind of just played on the fly today. It worked in some moments, but you could see how new it was for us in certain moments especially on the defensive end."

SEPTEMBER 2, 2018

WASHINGTON (AP) Elena Delle Donne wasn't about to let a knee injury sideline her again with the Washington Mystics season at stake.

She had 15 points and 10 rebounds in her return from a bone bruise in her left knee and the Mystics forced a decisive Game 5 with a 97-76 win over the Atlanta Dream in the WNBA semifinal series.

Delle Donne started, played 34 minutes, sank 3 of 5 three-point attempts and scored 11 points in the second half after sitting out Friday's 81-76 loss. She suffered the injury in the final minutes of Atlanta's 78-75 Game 2 victory.

"I would have killed coach (Mike Thibault) if he didn't let me play full out," Delle Donne said. "He knows. I gave him the look and he knew I was fully ready to go and wanted to be in there as much as I could."

The 2015 WNBA Most Valuable Player award winner sported a bulky brace on her left knee. She failed to score until less than four minutes remained in the first half, but her presence immediately helped open the floor for teammates. Washington shot 50 percent from the field overall and sank 12 of 26 from beyond the 3-point arc.

"Whether Delle is on crutches, it doesn't matter. If she's on the floor, they have to respect her and honor her," Kristi Toliver said. "That changes everything for everyone."

Toliver led the Mystics with 22 points as all five starters scored in double figures. Ariel Atkins scored 19 points, Natasha Cloud 13 and LaToya Sanders 10.

"Elena Delle Donne, she kind of sucks you in (defensively)," Dream guard Renee Montgomery said, "but they caught fire."

Tiffany Hayes, Montgomery, Brittney Sykes and Jessica Breland each scored 12 points for the Dream.

The series shifts back to Atlanta for the finale of the best-of-5 series on Tuesday. The Mystics have never reached the WNBA finals in the franchise's 21 seasons.

Atlanta remains one victory away from the franchise's fourth finals appearance and first since 2013.

While Washington welcomed the return of its best player, Atlanta remains without All-Star forward Angel McCoughtry, who suffered a knee injury Aug. 7 against Las Vegas. It also still has home-court advantage for the decisive game. The Dream, who closed the regular season winning 16 of 19 games, haven't lost two games in a row since June 27-29.

"If you told me in February or May or June, even in early July that we would have one game with a chance to go to the Finals I'd be pretty excited," Atlanta coach Nicki Collen said. "I certainly told (the players) we have to learn from this game, but we also have to flush. We've built up too much momentum to hang our heads."

The Mystics raced out to a 26-12 lead in the second quarter and entered halftime up 44-35. Toliver, who had only seven points on 3 of 15 shooting in Game 3 topped all scorers with 12 points in the first half.

Delle Donne's second 3-pointer stifled Atlanta's momentum after the Dream's 10-0 run cut Washington's lead to 62-57 with 2:04 left in the third. Washington pulled away with a 22-7 run starting the fourth quarter for its largest lead at 90-67.

"No one had to be Superwoman, but we just needed to get a little bit smarter and get back to getting stops," Delle Donne said as the postgame press conference ended. Toliver spoke up leaving the dais.

"But we got our Superwoman back."

RECENT MEETINGS WITH WASHINGTON, CONTINUED

SEPTEMBER 4, 2018

ATLANTA (AP) Elena Delle Donne had a rather quiet night by her high standards.

No worries.

The Washington Mystics are headed to the WNBA Finals for the first time in franchise history.

Rookie Ariel Atkins, Kristi Toliver and Tianna Hawkins picked up the slack for the Mystics, who held off the Atlanta Dream 86-81 in the decisive fifth game of their semifinal series Tuesday night.

"Wow," coach Mike Thibault said. "We're here because we're persistent, we're resilient and we play together."

The Dream led 71-69 with just under 7 minutes remaining but suddenly went cold at the worst time of a turnaround season. Washington seized the lead with a 9-0 run and survived a desperation 3-pointer by Tiffany Hayes, earning a spot in the Finals against Seattle.

Delle Donne was held to 14 points, far below the 24.7 she was averaging in the series despite missing Game 3 with a knee injury. She did make a big jumper with 1:41 remaining, and sealed the victory with four straight free throws in the closing seconds.

Yet this was really about Atkins, playing with the poise of a veteran while scoring 20 points. And Toliver, who came up huge in the first half and finished with 19. And don't forget Hawkins, who chipped in with 17.

"That's why I came to D.C. - to make history," Toliver said. "It's very special to do it with this group of people. We just have a great, great locker room. It's an exciting time to be a D.C. fan and I'm glad I'm on the winning side of it right now."

Alex Bentley scored 16 points to lead five Atlanta players in double figures. But the Dream couldn't overcome the loss of star Angel McCoughtry late in the regular season to a knee injury.

"I just got done bawling in the locker room," said red-eyed Nicki Collen, who earned coach of the year honors in her debut season for leading the Dream to a 23-11 record - an 11-win improvement over 2017. "I'm incredibly proud of this team. We're further ahead than I thought we would be when I took this job."

"Damn, a hell of a year."

The first half was a back-and-forth offensive show, even though Delle Donne was limited to four points.

Toliver carried the load with 17 points -

much of it from long range. She knocked down a 3-pointer from almost 30 feet and even tried one from just inside the midcourt stripe.

The Dream responded with a more balanced attack, led by Bentley with 11 points off the bench, and were up 50-49 at halftime.

Both teams clamped down defensively in the second half.

In the end, Washington got the stops that mattered. After Bentley hit a 3 and Washington failed to get the ball in-bounds, Atlanta had a chance to tie. But Bentley couldn't get open, forcing Hayes to throw up a wild shot that didn't hit anything.

"We knew offense was not going to win this game," Toliver said. "We knew it would come down to defense and rebounding."

Washington grabbed 17 offensive rebounds.

HOLDING HER TONGUE

Collen and her players were not happy with the way the game was called - especially in the fourth quarter.

The Dream was whistled for 21 fouls, compared to 10 for the Mystics. Renee Montgomery fouled out, depriving Atlanta of a much-needed 3-point threat in the closing seconds.

Washington finished 16 of 19 from the foul line. Atlanta was 8 of 9.

"There's a lot I really could say that I'm not supposed to say," Collen said. "So I'm going to hold my tongue about what I'm not supposed to say."

DREAM-MYSTICS SERIES HISTORY

Series Record

Overall.....ATL leads 24-22
at Atlanta.....ATL leads, 13-11
at Washingtontied, 11-11
Current Streak.....WAS, W3
at Atlanta.....WAS, W2
at WashingtonATL, W2
Largest Atlanta Win25 (9/9/12)
Largest Washington Win18 (9/12/09)
Playoffs.....ATL leads, 6-4
at Atlanta.....tied, 3-3
at WashingtonATL leads, 3-1

DATE	H/A	W/L	SCORE
5/27/08	A	L	74-80
6/20/08	A	L	61-72
7/25/08	H	L	75-81
6/7/09	A	L	71-77
6/19/09	H	W	93-81
7/3/09	H	W	72-65
9/12/09	A	L	64-82
6/5/10	A	W	86-79 (OT)
7/21/10	A	L	72-82
8/3/10	H	L	78-86
8/22/10	H	L	81-90
9/22/10	H	L	81-90
6/9/11	H	L	90-98 (OT)
7/20/11	A	W	86-79
8/9/11	A	W	72-70
9/1/11	A	L	81-85
9/2/11	H	W	95-73
8/24/12	A	W	81-69
8/30/12	H	W	82-59
9/9/12	H	W	93-68
9/14/12	A	W	82-74
6/2/13	A	W	73-63
6/28/13	H	W	86-75
8/18/13	H	W	76-58
8/23/13	A	L	64-74
8/28/13	H	L	80-85 (OT)
6/15/14	A	W	75-67
6/18/14	H	W	83-73
7/5/14	H	W	86-73
7/27/14	A	L	67-77
6/12/15	A	W	64-61
6/26/15	H	W	72-69
9/6/15	H	W	73-67
9/13/15	A	W	73-71
6/5/16	H	L	79-86
6/18/16	A	L	65-95
9/15/16	H	W	94-91
6/4/17	A	L	72-78
7/19/17	A	L	96-100
7/30/17	H	L	70-77
7/11/18	A	W	106-89
7/15/18	H	W	80-77
7/31/18	H	L	71-86
PLAYOFFS			
DATE	H/A	W/L	SCORE
9/25/10	A	W	95-90
9/27/10	H	W	101-77
9/19/13	H	L	56-71
9/21/13	A	W	63-45
9/23/13	H	W	80-72
8/26/18	H	L	84-87
8/28/18	H	W	78-75
8/31/18	A	W	81-76
9/2/18	A	L	76-97
9/4/18	H	L	86-81

WOMEN'S NATIONAL BASKETBALL ASSOCIATION

OFFICIAL SCORER'S REPORT
FINAL BOX

Sunday, August 26, 2018 McCamish Pavilion, Atlanta, GA
Officials: #34 Maj Forsberg, #16 Isaac Barnett, #55 Eric Brewton, #19 Tiara Cruse

Game Duration: 2:00
Attendance: 5086

VISITOR: Washington Mystics (23-12)

	POS	MIN	FG	FGA	3P	3PA	FT	FTA	OR	DR	TOT	A	PF	ST	TO	BS	+/-	PTS
11 Elena Delle Donne	F	36:20	10	22	2	4	10	10	7	6	13	1	2	1	2	0	7	32
7 Ariel Atkins	F	25:57	5	10	3	5	2	2	0	1	1	2	3	1	0	0	7	15
30 LaToya Sanders	C	32:14	3	7	0	0	2	2	1	8	9	2	3	0	0	3	4	8
20 Kristi Toliver	G	37:16	3	13	2	7	0	0	0	2	2	2	1	3	0	0	1	8
9 Natasha Cloud	G	35:36	4	9	3	5	2	2	0	5	6	3	0	0	0	0	-1	13
21 Tianna Hawkins		11:26	3	5	1	3	4	4	1	3	4	1	5	0	1	0	-5	11
23 Aerial Powers		10:28	0	4	0	1	0	0	0	2	2	0	2	0	0	0	-5	0
14 Tierra Ruffin-Pratt		10:43	0	2	0	1	0	0	0	1	1	1	3	1	1	0	7	0
25 Monique Currie	DNP - Coach's decision																	
2 Myisha Hines-Allen	DNP - Coach's decision																	
34 Krystal Thomas	DNP - Coach's decision																	
32 Shatori Walker-Kimbrough	DNP - Coach's decision																	
			200:00	28	72	11	26	20	20	9	28	37	15	22	6	4	3	87
					38.9%		42.3%		100%		TM REB: 7		TOT TO: 4 (9 PTS)					

HOME: ATLANTA DREAM (23-12)

	POS	MIN	FG	FGA	3P	3PA	FT	FTA	OR	DR	TOT	A	PF	ST	TO	BS	+/-	PTS
7 Brittney Sykes	F	25:24	4	9	0	2	2	2	0	2	2	2	0	1	0	0	-6	10
51 Jessica Breland	F	27:58	2	8	0	1	2	2	0	9	9	2	4	0	1	4	-13	6
1 Elizabeth Williams	C	34:14	6	7	0	0	3	5	5	9	14	2	3	0	0	2	4	15
15 Tiffany Hayes	G	32:29	6	15	1	5	4	5	1	3	4	0	1	0	2	0	-9	17
21 Renee Montgomery	G	36:32	3	11	2	8	0	0	0	3	3	2	2	0	1	0	-3	8
20 Alex Bentley		25:35	7	15	3	5	2	2	0	3	3	2	4	0	2	0	9	19
25 Monique Billings		17:48	3	7	0	0	3	4	3	2	5	1	3	0	1	1	3	9
11 Blake Dietrick	DNP - Coach's decision																	
2 Adaora Elonu	DNP - Coach's decision																	
3 Imani McGee-Stafford	DNP - Coach's decision																	
3 Alexis Prince	DNP - Coach's decision																	
			200:00	31	72	6	21	16	22	9	31	40	11	19	0	8	7	84
					43.1%		28.6%		72.7%		TM REB: 7		TOT TO: 8 (7 PTS)					

SCORE BY PERIOD	1	2	3	4	FINAL
Mystics	26	25	19	17	87
DREAM	26	16	24	18	84

Inactive: Mystics -
Inactive: Dream - Dantas (Injury/Illness - Right ankle), McCoughtry (Injury/Illness - Left knee)
Points in the Paint: Mystics 26 (13/29), DREAM 42 (21/34)
2nd Chance Points: Mystics 10 (5/9), DREAM 18 (8/11)
Fast Break Points: Mystics 4 (2/6), DREAM 9 (4/7)
Biggest Lead: Mystics 15, DREAM 0
Lead Changes: 0
Times Tied: 3

WOMEN'S NATIONAL BASKETBALL ASSOCIATION

OFFICIAL SCORER'S REPORT
FINAL BOX

Tuesday, August 28, 2018 McCamish Pavilion, Atlanta, GA
Officials: #42 Roy Gulbeyan, #7 Billy Smith, #23 Jeff Wooten, #16 Isaac Barnett

Game Duration: 2:05
Attendance: 3813

VISITOR: Washington Mystics (1-1)

	POS	MIN	FG	FGA	3P	3PA	FT	FTA	OR	DR	TOT	A	PF	ST	TO	BS	+/-	PTS
7 Ariel Atkins	F	29:26	2	11	1	4	0	1	2	2	4	0	3	3	1	1	-4	5
11 Elena Delle Donne	F	36:04	10	20	3	6	4	4	2	12	14	6	0	1	1	2	2	27
30 LaToya Sanders	C	32:05	5	12	0	0	1	1	1	2	3	2	2	2	4	0	-9	11
9 Natasha Cloud	G	28:44	2	5	1	2	0	0	0	2	2	6	2	1	0	0	-8	5
20 Kristi Toliver	G	38:20	4	11	1	5	7	9	0	1	1	3	1	1	4	0	-5	16
14 Tierra Ruffin-Pratt		14:07	3	5	0	1	1	1	0	1	1	1	5	0	1	1	6	7
21 Tianna Hawkins		10:07	0	2	0	1	0	0	0	0	0	0	2	0	0	0	1	0
23 Aerial Powers		02:59	2	2	0	0	0	0	0	0	0	0	2	0	0	0	2	4
25 Monique Currie		08:08	0	2	0	1	0	0	0	1	1	0	1	0	1	0	0	0
2 Myisha Hines-Allen	DNP - Coach's decision																	
34 Krystal Thomas	DNP - Coach's decision																	
32 Shatori Walker-Kimbrough	DNP - Coach's decision																	
			200:00	28	70	6	20	13	16	5	21	26	18	19	8	10	8	75
					40%		30%		81.2%		TM REB: 9		TOT TO: 11 (11 PTS)					

HOME: ATLANTA DREAM (1-1)

	POS	MIN	FG	FGA	3P	3PA	FT	FTA	OR	DR	TOT	A	PF	ST	TO	BS	+/-	PTS
7 Brittney Sykes	F	26:52	4	8	1	3	0	2	0	6	6	1	4	0	5	1	-1	9
51 Jessica Breland	F	33:46	4	13	0	0	2	2	4	10	14	2	2	0	2	7	5	10
1 Elizabeth Williams	C	31:43	4	13	0	0	2	2	4	7	11	1	1	0	0	0	-2	10
15 Tiffany Hayes	G	35:26	5	9	0	0	7	8	1	6	7	6	2	2	3	0	3	17
21 Renee Montgomery	G	28:26	2	7	1	3	1	1	0	0	0	3	2	0	1	1	7	6
20 Alex Bentley		23:07	8	14	2	3	4	6	0	1	1	2	3	1	5	0	0	22
25 Monique Billings		06:14	0	1	0	0	0	2	0	1	1	0	2	0	0	0	-2	0
11 Blake Dietrick		06:09	0	1	0	1	0	0	0	1	1	0	0	0	0	0	0	0
34 Imani McGee-Stafford		08:17	2	2	0	0	0	0	2	1	3	0	1	0	0	1	5	4
2 Adaora Elonu	DNP - Coach's decision																	
3 Alexis Prince	DNP - Coach's decision																	
		200:00	29	68	4	10	16	23	11	33	44	15	17	3	16	10	3	78
			42.6%			40%	69.6%		TM	REB:	12	TOT TO: 17 (16 PTS)						

Inactive: Mystics -
Inactive: Dream - Dantas (Injury/Illness - Right ankle), McCoughtry (Injury/Illness - Left knee)
Points in the Paint: Mystics 26 (13/27), DREAM 40 (20/40)
2nd Chance Points: Mystics 9 (4/6), DREAM 14 (7/15)
Fast Break Points: Mystics 3 (1/7), DREAM 8 (4/9)
Biggest Lead: Mystics 10, DREAM 7
Lead Changes: 6
Times Tied: 14
Technical fouls - Defensive Three Seconds
Mystics (1) : Sanders 8:05 3rd
DREAM (0) : NONE

DREAM-STORM SERIES HISTORY CONTINUED

WOMEN'S NATIONAL BASKETBALL ASSOCIATION OFFICIAL SCORER'S REPORT FINAL BOX

Friday, August 31, 2018 Charles Smith Center, George Washington University, Washington, DC
Officials: #39 Michael Price, #25 Tiffany Bird, #18 Kurt Walker, #9 Tim Greene

Game Duration: 2:12
Attendance: 3867

VISITOR: Atlanta Dream (2-1)

	POS	MIN	FG	FGA	3P	3PA	FT	FTA	OR	DR	TOT	A	PF	ST	TO	BS	+/-	PTS
7 Brittney Sykes	F	27:48	6	15	3	6	2	2	0	3	3	1	3	2	1	0	3	17
51 Jessica Breland	F	33:08	4	13	0	0	1	2	5	6	11	3	5	2	1	1	8	9
1 Elizabeth Williams	C	28:32	7	12	0	0	0	0	4	4	8	1	4	1	1	1	2	14
15 Tiffany Hayes	G	34:48	7	13	3	4	6	7	5	6	11	3	4	2	1	0	7	23
21 Renee Montgomery	G	31:31	1	7	0	4	0	0	1	2	3	3	4	1	2	0	8	2
20 Alex Bentley		26:28	5	15	0	6	0	0	1	2	3	3	0	1	2	0	-3	10
34 Imani McGee-Stafford		06:16	0	3	0	0	1	2	1	1	2	0	0	0	0	0	-2	1
25 Monique Billings		11:29	2	3	0	0	1	2	0	2	2	1	2	0	1	1	2	5
12 Damiris Dantas	NWT - Coach's decision																	
11 Blake Dietrick	DNP - Coach's decision																	
2 Adaora Elonu	DNP - Coach's decision																	
35 Angel McCoughtry	DND - Injury/Illness - Left Knee ACL																	
3 Alexis Prince	DNP - Coach's decision																	
200:00			32	81	6	20	11	15	17	26	43	15	22	9	9	3	5	81
			39.5%		30%		73.3%		TM REB: 11			TOT TO: 10 (11 PTS)						

HOME: WASHINGTON MYSTICS (2-2)

	POS	MIN	FG	FGA	3P	3PA	FT	FTA	OR	DR	TOT	A	PF	ST	TO	BS	+/-	PTS
7 Ariel Atkins	F	32:18	6	10	3	4	2	4	2	6	8	1	3	1	2	0	12	17
21 Tianna Hawkins	F	19:04	2	5	1	3	2	2	2	7	9	0	0	0	1	1	-17	7
30 LaToya Sanders	C	31:59	5	10	0	0	2	3	3	5	8	4	4	0	2	6	-6	12
20 Kristi Toliver	G	40:00	3	15	1	9	0	0	2	1	3	6	2	1	2	0	-5	7
9 Natasha Cloud	G	20:40	1	7	0	1	1	2	0	6	6	1	2	0	3	0	-21	3
14 Tierra Ruffin-Pratt		26:22	3	10	0	3	2	2	2	2	4	0	2	1	1	0	3	8
2 Myisha Hines-Allen		07:39	2	3	0	0	0	0	0	0	0	0	2	0	0	0	0	4
23 Aerial Powers		21:58	5	15	0	3	8	8	6	2	8	3	2	1	2	1	9	18
25 Monique Currie	DNP - Coach's decision																	
11 Elena Delle Donne	DND - Injury/Illness - Left Knee Bone Bruise																	
34 Krystal Thomas	DNP - Coach's decision																	
32 Shatori Walker-Kimbrough	DNP - Coach's decision																	
200:00			27	75	5	23	17	21	17	29	46	15	17	4	13	8	-5	76
			36%		21.7%		81%		TM REB: 5			TOT TO: 13 (11 PTS)						

SCORE BY PERIOD	1	2	3	4	FINAL
Dream	19	18	19	25	81
MYSTICS	13	21	20	22	76

Inactive: Dream -
Inactive: Mystics -
Points in the Paint: Dream 34 (17/42), MYSTICS 30 (15/34) Biggest Lead: Dream 11, MYSTICS 2
2nd Chance Points: Dream 15 (6/17), MYSTICS 14 (6/18) Lead Changes: 14
Fast Break Points: Dream 2 (1/4), MYSTICS 17 (4/6) Times Tied: 7
Technical fouls - Individual
Dream (0): NONE
MYSTICS (1): Toliver 4:37 2nd

DREAM-STORM SERIES HISTORY CONTINUED

WOMEN'S NATIONAL BASKETBALL ASSOCIATION

OFFICIAL SCORER'S REPORT
FINAL BOX

Sunday, September 2, 2018 Charles Smith Center, George Washington University, Washington, DC

Officials: #34 Maj Forsberg, #42 Roy Gulbeyan, #21 Byron Jarrett, #7 Billy Smith

Game Duration: 2:01

Attendance: 3722

VISITOR: Atlanta Dream (2-2)

	POS	MIN	FG	FGA	3P	3PA	FT	FTA	OR	DR	TOT	A	PF	ST	TO	BS	+/-	PTS
7 Brittney Sykes	F	28:20	6	13	0	1	0	0	0	4	4	1	3	2	1	0	-11	12
51 Jessica Breland	F	25:11	6	10	0	0	0	0	2	6	8	4	3	1	2	1	-7	12
1 Elizabeth Williams	C	27:33	2	6	0	0	1	4	1	3	4	0	3	0	2	1	-19	5
15 Tiffany Hayes	G	29:56	4	12	2	4	2	4	2	1	3	4	1	2	4	0	-25	12
21 Renee Montgomery	G	32:01	3	6	3	5	3	4	0	1	1	10	3	0	2	0	-11	12
25 Monique Billings		22:16	2	5	0	0	7	11	1	4	5	1	2	0	0	0	-16	11
20 Alex Bentley		21:19	5	13	1	6	0	0	0	1	1	1	2	1	2	0	-16	11
34 Imani McGee-Stafford		05:00	0	1	0	0	0	0	1	2	3	0	0	0	0	0	0	0
11 Blake Dietrick		04:46	0	0	0	0	0	0	0	2	2	1	0	0	0	0	0	0
2 Adaora Elonu		03:38	0	0	0	0	1	2	0	0	0	0	1	0	0	0	0	1
12 Damiris Dantas	NWT - Injury/Illness - Right Ankle Surgery																	
35 Angel McCoughtry	DND - Injury/Illness - Left Knee ACL																	
3 Alexis Prince	DNP - Coach's decision																	
200:00			28	66	6	16	14	25	7	24	31	22	18	6	13	2	-21	76
			42.4%		37.5%		56%		TM REB: 11			TOT TO: 13 (17 PTS)						

HOME: WASHINGTON MYSTICS (3-2)

	POS	MIN	FG	FGA	3P	3PA	FT	FTA	OR	DR	TOT	A	PF	ST	TO	BS	+/-	PTS
7 Ariel Atkins	F	26:03	6	11	2	6	5	5	2	2	4	2	4	1	1	0	22	19
11 Elena Delle Donne	F	33:42	6	15	3	5	0	0	1	9	10	3	1	0	2	0	24	15
30 LaToya Sanders	C	24:17	2	4	0	0	6	7	0	7	7	2	5	0	0	1	5	10
20 Kristi Toliver	G	36:22	8	16	4	9	2	2	2	1	3	7	3	3	1	0	21	22
9 Natasha Cloud	G	26:45	5	10	2	4	1	3	0	4	4	5	0	4	6	1	8	13
14 Tierra Ruffin-Pratt		21:27	5	8	1	2	0	0	0	5	5	0	3	0	1	0	17	11
2 Myisha Hines-Allen		13:17	1	2	0	0	0	0	2	3	5	2	4	0	0	0	18	2
23 Aerial Powers		06:48	2	3	0	0	0	0	0	0	0	0	0	0	0	0	-2	4
21 Tianna Hawkins		07:01	0	0	0	0	0	0	0	1	1	0	1	0	1	0	-3	0
25 Monique Currie		01:43	0	0	0	0	1	2	0	0	0	0	1	0	0	0	-2	1
34 Krystal Thomas		01:43	0	1	0	0	0	0	0	1	1	1	0	0	0	0	-2	0
32 Shatori Walker-Kimbrough		00:52	0	0	0	0	0	0	0	0	0	0	0	0	0	0	-1	0
200:00			35	70	12	26	15	19	7	33	40	22	22	8	12	2	21	97
			50%		46.2%		78.9%		TM REB: 6			TOT TO: 13 (9 PTS)						

SCORE BY PERIOD	1	2	3	4	FINAL
Dream	12	23	26	15	76
MYSTICS	20	24	28	25	97

Inactive: Dream -

Inactive: Mystics -

Points in the Paint: Dream 24 (12/31), MYSTICS 36 (18/27) Biggest Lead: Dream 3, MYSTICS 23

2nd Chance Points: Dream 6 (3/7), MYSTICS 8 (3/8)

Lead Changes: 4

Fast Break Points: Dream 5 (2/5), MYSTICS 12 (6/9)

Times Tied: 3

Technical fouls - Individual

Dream (1): Bentley 2:51 4th

MYSTICS (0): NONE

DREAM-STORM SERIES HISTORY CONTINUED

WOMEN'S NATIONAL BASKETBALL ASSOCIATION

OFFICIAL SCORER'S REPORT
FINAL BOX

Tuesday, September 4, 2018 McCamish Pavilion, Atlanta, GA

Officials: #39 Michael Price, #73 Brenda Pantoja, #7 Billy Smith, #23 Jeff Wooten

Game Duration: 2:03

Attendance: 4435

VISITOR: Washington Mystics (3-2)

	POS	MIN	FG	FGA	3P	3PA	FT	FTA	OR	DR	TOT	A	PF	ST	TO	BS	+/-	PTS	
7 Ariel Atkins	F	30:27	6	14	0	3	8	8	6	1	7	3	2	0	2	0	6	20	
11 Elena Delle Donne	F	36:31	5	13	0	3	4	4	4	7	11	4	2	1	2	2	8	14	
30 LaToya Sanders	C	33:27	1	6	0	0	2	4	2	3	5	2	1	2	0	3	0	4	
20 Kristi Toliver	G	38:52	8	19	3	10	0	0	0	1	1	3	2	0	2	0	7	19	
9 Natasha Cloud	G	32:20	3	6	1	2	0	0	1	6	7	5	1	2	2	0	7	7	
14 Tierra Ruffin-Pratt		12:39	2	5	1	3	0	0	0	1	1	2	1	0	2	0	-1	5	
21 Tianna Hawkins		10:02	6	8	3	4	2	3	2	0	2	2	1	0	1	0	2	17	
23 Aerial Powers		05:42	0	1	0	0	0	0	2	0	2	0	0	0	1	0	-4	0	
25 Monique Currie		DNP - Coach's decision																	
2 Myisha Hines-Allen		DNP - Coach's decision																	
34 Krystal Thomas		DNP - Coach's decision																	
32 Shatori Walker-Kimbrough		DNP - Coach's decision																	
			200:00	31	72	8	25	16	19	17	19	36	21	10	5	12	5	5	86
				43.1%		32%		84.2%		TM REB: 9			TOT TO: 13 (17 PTS)						

HOME: ATLANTA DREAM (2-3)

HOME PAGE LEAD BY BRELAND (2-3)																			
	POS	MIN	FG	FGA	3P	3PA	FT	FTA	OR	DR	TOT	A	PF	ST	TO	BS	+/-	PTS	
7 Brittney Sykes	F	26:50	6	10	3	5	0	0	1	2	3	3	3	0	1	0	-6	15	
51 Jessica Breland	F	35:11	4	10	0	0	0	0	3	9	12	3	4	1	2	1	-3	8	
1 Elizabeth Williams	C	34:41	5	9	0	0	0	0	3	4	7	1	1	2	2	2	-6	10	
15 Tiffany Hayes	G	35:15	6	14	0	3	1	1	3	3	6	4	2	1	0	1	-5	13	
21 Renee Montgomery	G	29:48	3	10	2	8	7	8	0	3	3	3	6	0	3	0	4	15	
20 Alex Bentley		23:49	7	15	2	5	0	0	1	1	2	2	2	0	3	0	-5	16	
25 Monique Billings		06:38	2	3	0	0	0	0	0	0	0	1	1	0	0	1	-4	4	
11 Blake Dietrick		04:18	0	0	0	0	0	0	1	0	1	1	1	0	0	0	-3	0	
34 Imani McGee-Stafford		03:30	0	0	0	0	0	0	0	0	0	0	1	0	0	0	3	0	
2 Adaora Elonu	DNP - Coach's decision																		
3 Alexis Prince	DNP - Coach's decision																		
			200:00	33	71	7	21	8	9	12	22	34	18	21	4	11	5	-5	81
				46.5%		33.3%		88.9%		TM REB: 4			TOT TO: 12 (18 PTS)						

SCORE BY PERIOD	1	2	3	4	FINAL
Mystics	24	25	18	19	86
DREAM	24	26	14	17	81

Inactive: Mystics -

Inactive: Dream - Dantas (Injury/Illness - Right Ankle), McCoughtry (Injury/Illness - Left Knee)

Points in the Paint: Mystics 34 (17/26), DREAM 30 (15/28)

2nd Chance Points: Mystics 16 (5/13), DREAM 19 (9/14)

Fast Break Points: Mystics 8 (4/5), DREAM 6 (3/8)

Biggest Lead: Mystics 8, DREAM 6

Lead Changes: 14

Times Tied: 9

Flagrant Fouls

Mystics (0): NONE

DREAM (1): 4:26 4th Williams-FLG1

NOTES AND STORYLINES

Atlanta Block Party

Three different Dream players recorded at least three blocks against Dallas in the team's 2019 season opener. The two other times this has happened in WNBA history, at least one Dream player was involved - Jessica Breland was a part of all three occurrences:

8/5/17 Atlanta at Chicago (L, 86-91)
ATL J. Breland (3), CHI S. Dolson (3), CHI A. Quigley (3)

8/7/18 Atlanta vs. Las Vegas (W, 109-100)
ATL J. Breland (5), ATL A. McCoughtry (3), ATL E. Williams (4)

5/24/19 Atlanta vs. Dallas (W, 76-72)
ATL J. Breland (3), ATL B. Sykes (3), ATL E. Williams (4)

Undefeated in Five or Fewer

With the team's four-point win over the Wings on opening night, the Dream is now 10-0 in regular season games decided by five points or fewer since head coach Nicki Collen took over in 2018.

Dream vs. the Reigning Champion

The Dream will face the 2018 WNBA Champion, the Seattle Storm, three times this season. Every time the Dream has won a game in the series against the former year's champion, it was the first game of that series.

2017 Champion: Minnesota Lynx
2018 Series: Atlanta led 2-1

2016 Champion: Los Angeles Sparks
2017 Series: LA led 2-1

2015 Champion: Minnesota Lynx
2016 Series: Minnesota led 3-0

2014 Champion: Phoenix Mercury
2015 Series: Phoenix led 2-0

2013 Champion: Minnesota Lynx
2014 Series: Tied 1-1

2012 Champion: Indiana Fever
2013 Series: Atlanta led 5-1

2011 Champion: Minnesota Lynx
2012 Series: Minnesota led 2-0

2010 Champion: Seattle Storm
2011 Series: Atlanta led 2-0

2009 Champion: Phoenix Mercury
2010 Series: Atlanta led 2-0

2008 Champion: Detroit Shock
2009 Series: Tied 3-3

2007 Champion: Phoenix Mercury
2008 Series: Phoenix led 2-0

Most career bench points scored

Renee Montgomery now ranks fifth all-time in most career points scored off the bench.

2097	Pierson, Plenette
1908	Lawson, Kara
1785	White, Tan
1624	Perkins, Jia
1571	Montgomery, Renee

Dream in the Preseason

Atlanta spent the preseason on the road, picking up two wins against Dallas (82-59) and New York (92-87) in Connecticut, but fell to Washington in a 75-64 decision in Albany, Ga. The game marked the Dream's first game in the state of Georgia outside of Atlanta.

WSB-TV Multimedia Partnership

The Atlanta Dream and WSB-TV announced a new multi-platform media deal that will feature Dream games being broadcast and streamed across WSB-TV platforms this season. WSB-TV will present a total of 18 Dream games this season, including eight road contests. The Dream also named its announcing team for the upcoming season with Andy Demetra handling play-by-play duties and Amy Audibert serving as analyst.

Collen Chosen as Best Manager/Motivator of People

In the 2019 WNBA GM survey, head coach Nicki Collen led all candidates with 50% of the vote for the best manager/motivator of people. Tiffany Hayes was chosen as the league's most underrated player, tied with LA's Chelsea Gray and Chicago's Allie Quigley. The Dream was chosen as the best defensive unit.

Dream Draft Three in 2019 WNBA Draft

The Dream drafted three players in the 2019 WNBA Draft. Collen drafted Brianna Turner with the 11th overall pick, Maite Cazorla (Oregon) in the second round (23rd overall) and Li Yueru (China) in the third round (35th overall). The team then traded Turner to Phoenix for the draft rights to the Mercury's 2018 first round selection, Marie Göllich.

Last season, the Dream shot 47.6 percent from the field in clutch time (defined as the last five minutes of the fourth quarter/OT with score within five points), which was the best mark in the league.

ATLANTA DREAM STATS

2019 Records In...

1-point games	0-0
2-3 point games	0-0
4-5 point games	1-0
6-7 point games	0-0
8-9 point games	0-0
10+ point games	0-1

Starting Lineup Records

Montgomery, Hayes, Sykes, Breland, Williams 1-1

Record When Starting...

Player	W-L	Pct.
Renee Montgomery	1-1	.500
Tiffany Hayes	1-1	.500
Brittney Sykes	1-1	.500
Jessica Breland	1-1	.500
Elizabeth Williams.....	1-1	.500

2019 Double Digit Games

Player	Pts.	Reb.	Ast.	Dble-Dbls
Renee Montgomery	1	-	-	-
Jessica Breland	1	-	-	-
Brittney Sykes	2	-	-	-

2019 Game Leaders

Led Atlanta In...	Pts.	Reb.	Ast.	Stl.	Blk.
Jessica Breland	1	2	-	1	-
Elizabeth Williams	-	1	-	-	2
Brittney Sykes	1	-	1	-	-
Alex Bentley	-	-	1	-	-
Monique Billings	-	1	-	-	-
Nia Coffey	-	1	-	-	-
Marie Glich	-	-	-	-	1

2019 Records When...

Leading after the 1st Half	0-0
Tied after the 1st Half.....	0-0
Trailing after the 1st Half	1-1

Overtime	0-0
Double Overtime.....	0-0

Outrebounding opponent.....	0-0
Tied in rebounding.....	0-0
Being outrebounded	1-1

Shooting at least 50%	0-0
Shooting between 40-50%.....	1-0
Shooting under 40%.....	0-1

Opponent shoots at least 50%.....	0-0
Opponent shoots between 40-50%	0-1
Opponent shoots under 40%	1-0

Scoring 50-59 points	0-0
Scoring 60-69 points	0-1
Scoring 70-79 points	1-0
Scoring 80-89 points	0-0
Scoring 90-99 points	0-0
Scoring 100 points or more.....	0-0

Allowing 50-59 points	0-0
Allowing 60-69 points	0-0
Allowing 70-79 points	1-0
Allowing 80-89 points	0-1
Allowing 90-99 points	0-0
Allowing 100 points or more	0-0

Making more FTs	1-0
Same number of FTs.....	0-0
Making fewer FTs.....	0-1

Making more 3Ps.....	0-1
Same number of 3Ps	0-0
Making fewer 3Ps	1-0

Committing more TOs.....	0-1
Same number of TOs	1-0
Committing fewer TOs	0-0

2019 ATLANTA DREAM OVERALL STATISTICS

Player	G	GS	MPG	PPG	OREB	DREB	REB	APG	SPG	BPG	FG%	3PG%	FT%	TO	PF
Jessica Breland	2	2	22.5	12.5	1.0	6.0	7.0	2.0	1.5	2.0	40.9	0.0	77.8	0.5	2.0
Brittney Sykes	2	2	26.5	11.0	0.5	3.0	3.5	3.0	1.0	2.0	33.3	20.0	71.4	1.0	1.0
Renee Montgomery	2	2	25.5	9.0	0.0	2.0	2.0	2.5	0.0	0.0	46.2	50.0	50.0	2.5	2.0
Nia Coffey	2	0	20.0	8.0	2.0	4.0	6.0	1.5	0.5	1.0	46.7	0.0	66.7	1.5	1.0
Tiffany Hayes	2	2	24.0	7.0	0.5	1.0	1.5	1.5	0.5	0.5	33.3	14.3	62.5	1.5	3.5
Monique Billings	2	0	17.0	6.0	2.0	2.5	4.5	1.0	0.5	0.0	55.6	0.0	100	3.0	2.0
Alex Bentley	2	0	22.5	5.5	0.5	1.0	1.5	2.5	0.5	0.0	21.1	30.0	0.0	1.5	1.0
Elizabeth Williams	2	2	25.0	5.5	1.0	5.5	6.5	1.0	0.5	3.0	36.4	0.0	50.0	1.0	1.5
Marie Glich	2	0	10.0	4.0	0.5	2.0	2.5	0.0	0.0	1.0	50.0	0.0	100	1.0	1.0
Maite Cazorla	1	0	5.0	3.0	1.0	0.0	1.0	0.0	0.0	0.0	50.0	100	0.0	1.0	1.0
Haley Peters	1	0	10.0	2.0	0.0	0.0	0.0	1.0	0.0	0.0	0.0	0.0	100	1.0	0.0

Team	G	MPG	PPG	OREB	DREB	REB	APG	SPG	BPG	FG%	3PG%	FT%	TO	PF
Dream	2	40.0	71.0	8.5	27.0	35.5	15.5	5.0	9.5	37.5	27.0	69.8	15.0	15.5
Opponents	2	40.0	77.0	12.0	29.5	41.5	20.5	9.0	5.5	39.2	31.6	81.1	14.5	24.0

DREAM SCORING

Dream Scoring	High	Low
1st Quarter	20 (vs. Dallas - 5/24)	10 (vs. Seattle - 5/31)
2nd Quarter	17 (vs. Seattle - 5/31)	14 (vs. Dallas - 5/24)
3rd Quarter	20 (vs. Seattle - 5/31)	13 (vs. Dallas - 5/24)
4th Quarter	29 (vs. Dallas - 5/24)	19 (vs. Seattle - 5/31)
1st Half	34 (vs. Dallas - 5/24)	27 (vs. Seattle - 5/31)
2nd Half	42 (vs. Dallas - 5/24)	39 (vs. Seattle - 5/31)
1OT		
2OT		

OPPONENT SCORING

Opponent Scoring	High	Low
1st Quarter	19 (vs. Dallas - 5/24)	18 (vs. Seattle - 5/31)
2nd Quarter	27 (vs. Seattle - 5/31)	20 (vs. Dallas - 5/24)
3rd Quarter	16 (2x, 5/24, 5/31)	16 (2x, 5/24, 5/31)
4th Quarter	21 (vs. Seattle - 5/31)	17 (vs. Dallas - 5/24)
1st Half	45 (vs. Seattle - 5/31)	39 (vs. Dallas - 5/24)
2nd Half	37 (vs. Seattle - 5/31)	33 (vs. Dallas - 5/24)
1OT		
2OT		

2019 TEAM HIGHS AND LOWS

Dream Highs

Points	76	vs. Dallas - 5/24
Scoring Margin	+4	vs. Dallas - 5/24
Field Goals Made	27	vs. Dallas - 5/24
Field Goals Att.	73	vs. Seattle - 5/31
Field Goal Pct.	42.9	vs. Dallas - 5/24
3-Point FGs Made	6	vs. Seattle - 5/31
3-Point FGs Att.	23	vs. Seattle - 5/31
3-Point FG Pct.	28.6	vs. Dallas - 5/24
Free Throws Made	18	vs. Dallas - 5/24
Free Throws Att.	29	vs. Dallas - 5/24
Free Throw Pct.	85.7	vs. Seattle - 5/31
Offensive Rebounds	9	vs. Seattle - 5/31
Defensive Rebounds	31	vs. Seattle - 5/31
Total Rebounds	40	vs. Seattle - 5/31
Assists	16	vs. Dallas - 5/24
Steals	6	vs. Dallas - 5/24
Turnovers	15	vs. Dallas - 5/24
Blocked Shots	11	vs. Dallas - 5/24
Personal Fouls	18	vs. Seattle - 5/31

Dream Lows

Points	66	vs. Seattle - 5/31
Scoring Margin	-16	vs. Seattle - 5/31
Field Goals Made	24	vs. Seattle - 5/31
Field Goals Att.	63	vs. Dallas - 5/24
Field Goal Pct.	32.9	vs. Seattle - 5/31
3-Point FGs Made	4	vs. Dallas - 5/24
3-Point FGs Att.	14	vs. Dallas - 5/24
3-Point FG Pct.	26.1	vs. Seattle - 5/31
Free Throws Made	12	vs. Seattle - 5/31
Free Throws Att.	14	vs. Seattle - 5/31
Free Throw Pct.	62.1	vs. Dallas - 5/24
Offensive Rebounds	8	vs. Dallas - 5/24
Defensive Rebounds	23	vs. Dallas - 5/24
Total Rebounds	31	vs. Dallas - 5/24
Assists	15	vs. Seattle - 5/31
Steals	4	vs. Seattle - 5/31
Turnovers	14	vs. Seattle - 5/31
Blocked Shots	8	vs. Seattle - 5/31
Personal Fouls	13	vs. Dallas - 5/24

2019 TEAM HIGHS AND LOWS

Opponent Highs

Points	82	vs. Seattle - 5/31
Scoring Margin	+16	vs. Seattle - 5/31
Field Goals Made	30	vs. Seattle - 5/31
Field Goals Att.	74	vs. Dallas - 5/24
Field Goal Pct.	43.5	vs. Seattle - 5/31
3-Point FGs Made	8	vs. Dallas - 5/24
3-Point FGs Att.	24	vs. Dallas - 5/24
3-Point FG Pct.	33.3	vs. Dallas - 5/24
Free Throws Made	18	vs. Seattle - 5/31
Free Throws Att.	21	vs. Seattle - 5/31
Free Throw Pct.	85.7	vs. Seattle - 5/31
Offensive Rebounds	17	vs. Dallas - 5/24
Defensive Rebounds	34	vs. Seattle - 5/31
Total Rebounds	42	vs. Dallas - 5/24
Assists	23	vs. Seattle - 5/31
Steals	12	vs. Dallas - 5/24
Turnovers	15	vs. Dallas - 5/24
Blocked Shots	6	vs. Dallas - 5/24
Personal Fouls	31	vs. Dallas - 5/24

Opponent Lows

Points	72	vs. Dallas - 5/24
Scoring Margin	-4	vs. Dallas - 5/24
Field Goals Made	26	vs. Dallas - 5/24
Field Goals Att.	69	vs. Seattle - 5/31
Field Goal Pct.	35.1	vs. Dallas - 5/24
3-Point FGs Made	4	vs. Seattle - 5/31
3-Point FGs Att.	14	vs. Seattle - 5/31
3-Point FG Pct.	28.6	vs. Seattle - 5/31
Free Throws Made	12	vs. Dallas - 5/24
Free Throws Att.	16	vs. Dallas - 5/24
Free Throw Pct.	75	vs. Dallas - 5/24
Offensive Rebounds	7	vs. Seattle - 5/31
Defensive Rebounds	25	vs. Dallas - 5/24
Total Rebounds	41	vs. Seattle - 5/31
Assists	18	vs. Dallas - 5/24
Steals	6	vs. Seattle - 5/31
Turnovers	10	vs. Seattle - 5/31
Blocked Shots	5	vs. Seattle - 5/31
Personal Fouls	17	vs. Seattle - 5/31

2019 GAME-BY-GAME COMPARISON

	TEAM	FG	FGA	FG%	FT	FTA	FT%	3P	3PA	3P%	OR	DR	TOT	A	PF	ST	TO	BS	PT
5/24	WINGS	26	74	35.1%	12	16	75%	8	24	33.3%	17	25	42	18	31	12	15	6	72
	DREAM	27	63	52.9%	18	29	62.1	4	14	28.6%	8	23	31	16	13	6	15	11	76
5/31	STORM	30	69	43.5%	18	21	85.7%	4	14	28.6%	7	34	41	23	17	6	10	5	82
	DREAM	24	73	32.9%	12	14	85.7%	6	23	26.1%	9	31	40	15	18	4	14	8	66

2019 GAME-BY-GAME COMPARISON

Dream Highs

Points

Jessica Breland	vs. Dallas - 5/24/19	17
-----------------	----------------------	----

Minutes

Brittney Sykes	vs. Seattle - 5/31/19	28:35
Tiffany Hayes	vs. Dallas - 5/24/19	28:33

Field Goals Made

Jessica Breland	vs. Dallas - 5/24/19	6
-----------------	----------------------	---

Field Goals Attempted

Brittney Sykes	vs. Seattle - 5/31/19	15
----------------	-----------------------	----

3-Point Field Goals Made

Renee Montgomery	vs. Dallas - 5/24/19	3
------------------	----------------------	---

3-Point Field Goals Attempted

Alex Bentley	vs. Seattle - 5/31/19	7
--------------	-----------------------	---

Free Throws Made

Jessica Breland	vs. Dallas - 5/24/19	5
-----------------	----------------------	---

Free Throws Attempted

Jessica Breland	vs. Dallas - 5/24/19	7
-----------------	----------------------	---

Rebounds

Jessica Breland	vs. Seattle - 5/31/19	8
Monique Billings	vs. Seattle - 5/31/19	8
Nia Coffey	vs. Seattle - 5/31/19	8

Assists

Brittney Sykes	vs. Dallas - 5/24/19	4
Alex Bentley	vs. Seattle - 5/31/19	4

Steals

Jessica Breland	vs. Seattle - 5/31/19	2
-----------------	-----------------------	---

Turnovers

Brittney Sykes	vs. Dallas - 5/24/19	3
Monique Billings	two times	3
Tiffany Hayes	vs. Seattle - 5/31/19	3

Blocked Shots

Elizabeth Williams	vs. Dallas - 5/24/19	4
--------------------	----------------------	---

Opponent Highs

Points

Natasha Howard	vs. Seattle - 5/31/19	19
----------------	-----------------------	----

Minutes

Jordin Canada	vs. Seattle - 5/31/19	31:47
---------------	-----------------------	-------

Field Goals Made

Natasha Howard	vs. Seattle - 5/31/19	6
----------------	-----------------------	---

Field Goals Attempted

Arike Ogunbowale	vs. Dallas - 5/24/19	16
------------------	----------------------	----

3-Point Field Goals Made

Allisha Gray	vs. Dallas - 5/24/19	2
Brooke McCarty-Williams	vs. Dallas - 5/24/19	2
Alysha Clark	vs. Seattle - 5/31/19	2

3-Point Field Goals Attempted

Arike Ogunbowale	vs. Dallas - 5/24/19	6
------------------	----------------------	---

Free Throws Made

Natasha Howard	vs. Seattle - 5/31/19	7
----------------	-----------------------	---

Free Throws Attempted

Natasha Howard	vs. Seattle - 5/31/19	7
----------------	-----------------------	---

Rebounds

Natasha Howard	vs. Seattle - 5/31/19	14
----------------	-----------------------	----

Assists

Brooke McCarty-Williams	vs. Dallas - 5/24/19	8
-------------------------	----------------------	---

Steals

Allisha Gray	vs. Dallas - 5/24/19	3
--------------	----------------------	---

Turnovers

Glory Johnson	vs. Dallas - 5/24/19	5
---------------	----------------------	---

Blocked Shots

Isabelle Harrison	vs. Dallas - 5/24/19	5
-------------------	----------------------	---

Team	Home	Away	OVR (PCT.)	Team	Home	Away	OVR (PCT.)
Dallas (1-0)	1-0	0-0	1-0 (1.000)				
Seattle (0-1)	0-1	0-0	0-1 (.000)				

Margin	1	2	3	4	5	6	7	8	9	10	11	12	13	14	15	16	17	18	19	20+
Games Won By				1																
Games Lost By																1				

2019 DREAM RECORD BY MONTH

Day	Home	Away	OVR (PCT.)	Month	Home	Away	OVR (PCT.)
Tuesday				May	1-1	0-0	1-1 (.500)
Wednesday				June			
Thursday				July			
Friday	1-1	0-0	1-1 (.500)	August			
Saturday				Sept.			
Sunday							

[illegible]

2019 BOX SCORES

WOMEN'S NATIONAL BASKETBALL ASSOCIATION

OFFICIAL SCORER'S REPORT
FINAL BOX

Friday, May 24, 2019 State Farm Arena, Atlanta, GA
Officials: #21 Byron Jarrett, #19 Tara Cross, #68 Kevin Sparrock

Game Duration: 2:03
Attendance: 3870

VISITOR: Dallas Wings (0-1)

	POS	MIN	FG	FGA	3P	3PA	FT	FTA	OR	DR	TOT	A	PF	ST	TO	BLK	+/-	PTS
3 Kaela Davis	F	11:11	2	4	0	0	0	0	0	2	2	0	2	0	0	0	-17	4
25 Glory Johnson	F	27:25	2	7	1	2	1	2	5	4	9	2	5	1	5	0	-2	6
20 Isabelle Harrison	C	21:35	2	8	0	0	1	2	2	0	3	0	4	0	3	5	-5	5
2 Taylor Hibb	G	19:45	2	6	1	4	1	1	1	1	2	1	2	1	0	0	-14	6
24 Arice Ogunbowale	G	20:30	5	16	1	6	1	2	0	3	3	1	4	2	0	0	-12	12
5 Kayla Thornton		25:37	3	13	0	4	3	3	3	3	6	2	5	1	2	0	0	9
15 Aloha Gray		25:44	4	7	2	3	4	4	2	1	3	4	3	3	1	1	3	14
1 Brooke McCarty-Williams		25:49	3	7	2	3	0	0	0	3	3	3	2	2	3	0	3	8
33 Theresa Plaisance		04:21	1	3	1	2	0	0	0	0	0	0	3	0	0	0	1	3
34 Inani McGee-Stallord		13:43	2	3	0	0	1	2	4	2	6	0	1	2	1	0	3	5
4 Styler Diggins-Smith	MWT -- Personal																	
30 Azari Stevens	DND -- Concussion																	
280:00			28	74	8	24	12	16	17	25	42	18	31	12	15	6	-4	72
			35.1%		33.3%		75%		TRB REB: 9		TOT TO: 18 (16 FTG)							

HOME: ATLANTA DREAM (1-0)

	POS	MIN	FG	FGA	3P	3PA	FT	FTA	OR	DR	TOT	A	PF	ST	TO	BLK	+/-	PTS
15 Tiffany Hayes	F	25:35	2	8	0	4	1	4	0	1	1	2	4	0	0	0	-5	5
31 Jessica Breland	F	25:38	5	13	0	0	5	7	2	4	6	2	1	1	1	3	5	17
1 Elizabeth Williams	C	25:37	3	5	0	0	1	2	1	5	6	1	2	1	2	4	3	7
7 Britney Sykes	G	24:43	3	9	0	1	4	5	1	2	3	4	0	1	1	3	7	10
21 Renee Montgomery	G	25:15	5	7	3	4	2	4	0	3	3	3	1	0	3	0	21	15
10 Nia Coffey		22:15	3	6	0	2	2	3	1	3	4	1	1	1	1	1	1	8
25 Monique Billings		14:12	1	2	0	0	1	1	1	0	1	2	2	1	3	0	-1	3
20 Alex Bentley		21:33	2	11	1	3	0	0	1	2	3	1	1	1	2	0	-13	5
24 Marie Gutsch		10:22	2	2	0	0	2	2	1	3	4	0	1	0	2	0	-5	6
5 Malek Cazorla	DNP - Coach's decision																	
35 Angel McCoughtry	DND - Injury/Illness - Knee																	
17 Haley Peters	DNP - Coach's decision																	
280:00			27	65	4	14	15	28	5	23	31	15	13	6	13	11	4	78
			42.9%		26.9%		52.1%		TRB REB: 17		TOT TO: 16 (21 FTG)							

SCORE BY PERIOD	1	2	3	4	FINAL
WINGS	19	20	15	17	72
DREAM	20	14	13	29	76

Reactive Wings -
Reactive Dream -
Points in the Paint Wings 34 (13/25), DREAM 35 (14/25) Biggest Lead Wings 16, DREAM 9
2nd Chance Points Wings 19 (9/15), DREAM 16 (6/20) Lead Changes 7
Fast Break Points Wings 12 (5/16), DREAM 12 (5/16) Three Point 5
Technical Fouls - Individual
Wings 131 30/00
DREAM 171 30/00 2nd
Technical Fouls - Defensive Three Seconds
Wings 101 1 Johnson 1/00 2nd
DREAM 171 1 Billings 7/00 4th

2019 BOX SCORES

WOMEN'S NATIONAL BASKETBALL ASSOCIATION

OFFICIAL SCORER'S REPORT
FINAL BOX

Friday, May 31, 2019 State Farm Arena, Atlanta, GA

Officials: #39 Michael Price, #24 Tony Dawkins, #76 Toni Patillo

Game Duration: 1:52

Attendance: 2119

VISITOR: Seattle Storm (2-1)

	POS	MIN	FG	FGA	3P	3PA	FT	FTA	OR	DR	TOT	A	PF	ST	TO	BS	+/-	PTS
1 Crystal Langhorne	F	28:03	2	5	0	0	1	2	2	5	7	2	2	1	2	0	12	5
23 Kaleena Mosqueda-Lewis	F	13:10	3	8	0	3	2	2	0	0	0	0	1	0	1	0	-2	8
6 Natasha Howard	C	26:40	6	15	0	1	7	7	3	11	14	4	4	2	2	3	14	19
24 Jewell Loyd	G	29:43	4	11	1	3	1	1	0	7	7	4	1	0	2	0	13	10
21 Jordin Canada	G	31:47	5	11	1	3	1	1	0	1	1	7	2	2	1	0	16	12
2 Mercedes Russell		22:18	4	9	0	0	2	2	2	5	7	2	3	1	0	0	9	10
32 Alysha Clark		27:03	3	5	2	4	3	4	0	5	5	3	2	0	1	2	18	11
11 Shavonte Zellous		15:44	3	5	0	0	1	2	0	0	0	1	1	0	0	0	6	7
5 Anriel Howard		02:46	0	0	0	0	0	0	0	0	0	0	0	0	0	0	-3	0
3 Courtney Paris		02:46	0	0	0	0	0	0	0	0	0	0	1	0	1	0	-3	0
10 Sue Bird	NWT - Injury/Illness - Knee																	
33 Sami Whitcomb	DND - Rest																	
200:00			30	69	4	14	18	21	7	34	41	23	17	6	10	5	16	82
			43.5%		28.6%		85.7%		TM REB: 4		TOT TO: 11 (10 PTS)							

HOME: ATLANTA DREAM (1-1)

	POS	MIN	FG	FGA	3P	3PA	FT	FTA	OR	DR	TOT	A	PF	ST	TO	BS	+/-	PTS
7 Brittney Sykes	F	28:35	5	15	1	4	1	1	0	4	4	2	2	1	1	1	-10	12
51 Jessica Breland	F	19:44	3	9	0	2	2	2	0	8	8	2	3	2	0	1	-5	8
1 Elizabeth Williams	C	22:55	1	6	0	0	2	4	1	6	7	1	1	0	0	2	-9	4
15 Tiffany Hayes	G	19:31	2	4	1	3	4	4	1	1	2	1	3	1	3	1	-2	9
21 Renee Montgomery	G	24:21	1	6	1	4	0	0	0	1	1	2	3	0	2	0	-15	3
25 Monique Billings		19:39	4	7	0	0	1	1	3	5	8	0	2	0	3	0	-10	9
20 Alex Bentley		23:22	2	8	2	7	0	0	0	0	0	4	1	0	1	0	-16	6
10 Nia Coffey		17:19	4	9	0	2	0	0	3	5	8	2	1	0	2	1	-5	8
24 Marie Göllich		09:29	1	4	0	0	0	0	0	1	1	0	1	0	0	2	-7	2
17 Haley Peters		10:00	0	3	0	0	2	2	0	0	0	1	0	0	1	0	-2	2
5 Maite Cazorla		05:05	1	2	1	1	0	0	1	0	1	0	1	0	1	0	1	3
35 Angel McCoughtry	DNP - Rest - Left Knee																	
200:00			24	73	6	23	12	14	9	31	40	15	18	4	14	8	-16	66
			32.9%		26.1%		85.7%		TM REB: 8		TOT TO: 14 (15 PTS)							

SCORE BY PERIOD	1	2	3	4	FINAL
Storm	18	27	16	21	82
DREAM	10	17	20	19	66

Inactive: Storm -

Inactive: Dream -

Points in the Paint: Storm 34 (17/36), DREAM 28 (14/31) Biggest Lead: Storm 20, DREAM 3

2nd Chance Points: Storm 6 (1/8), DREAM 11 (4/11)

Lead Changes: 1

Fast Break Points: Storm 4 (2/6), DREAM 7 (3/6)

Times Tied: 0

Technical fouls - Defensive Three Seconds

Storm (0) : NONE

DREAM (1) : Göllich 3:54 2nd



#20 ALEX BENTLEY

G • 5-7 • 152 • 6 • Penn State

2018 Highlights with Atlanta:

- » Appeared in 16 games and averaged 20.7 minutes per game in the regular season.
- » Scored a season-high 24 points and went 6-8 from the three-point line against Phoenix (8/17).
- » Helped lead the Dream on a seven-game winning streak in regular season.
- » Playoff Averages: Averaged 24.1 minutes, 44.4 FG%, 75.0% FT, 2 rebounds and 2 assists, and 15.6 points.

Transactions: Selected by the Atlanta Dream in the first round (13th overall) of the 2013 WNBA Draft. Traded to the Washington Mystics on March 12, 2014 along with Atlanta's third round pick in the 2014 WNBA Draft in exchange for Matee Ajavon and Washington's second round pick. Traded to the Connecticut Sun that same day in exchange for Kara Lawson. Traded to Atlanta on July 9, 2018 in exchange for Layshia Clarendon and a 2019 second round pick.

BENTLEY 2019 GAME-BY-GAME

Date	Opp	GS	MP	FGM-A	3PM-A	FTM-A	OREB	DREB	REB	AST	PF	STL	TO	BS	PTS
5/24	DAL		22	2-11	1-3	0-0	1	2	3	1	1	1	2	0	5
5/31	SEA		23	2-8	2-7	0-0	0	0	0	4	1	0	1	0	6

SEASON/CAREER HIGHS

Points (2019)	6 (5/31)
Points (Career)	31 (2 times)
FG Made (2019)	2 (2 times)
FG Made (Career)	12 (2 times)
FG Attempted (2019)	11 (5/24)
FG Attempted (Career)	24 (7/2/15)
FT Made (2019)	N/A
FT Made (Career)	7 (8/7/14)
FT Attempted (2019)	N/A
FT Attempted (Career)	7 (8/1/15)
3PT FG Made (2019)	2 (5/31)
3PT FG Made (Career)	8 (8/1/15)
3PT FG Attempt. (2019)	7 (5/31)
3PT FG Att. (Career)	10 (2 times)
Off. Rebounds (2019)	1 (5/24)
Off. Rebounds (Career)	2 (5 times)
Def. Rebounds (2019)	2 (5/24)
Def. Rebounds (Career)	6 (6/9/15)
Total Rebounds (2019)	3 (5/24)
Total Rebounds (Career)	6 (3 times)
Assists (2019)	4 (5/31)
Assists (Career)	11 (9/2/13)
Blocks (2019)	N/A
Blocks (Career)	2 (7/25/17)
Steals (2019)	1 (5/24)
Steals (Career)	6 (6/14/15)
Minutes (2019)	22 (5/24)
Minutes (Career)	48 (6/14/16)
Double-Doubles (2019)	N/A
Double-Doubles (Career)	NONE



#25 MONIQUE BILLINGS F • 6-4 • 185 • 1 • UCLA

2018 Highlights with Atlanta:

- » Selected 15th overall by the Dream in the 2018 WNBA Draft.
- » Appeared in 32 games and averaged 11.0 minutes per game in the regular season.
- » Averaged 2.8 rebounds per game with a 44.1 FG percentage.
- » Scored a season high of 10 points and 5 total rebounds against Washington (7/15).
- » Tied her career high of 6 rebounds three times.

Transactions: Selected by the Atlanta Dream in the second round (15th overall) of the 2018 WNBA Draft

BILLINGS 2019 GAME-BY-GAME

Date	Opp	GS	MP	FGM-A	3PM-A	FTM-A	OREB	DREB	REB	AST	PF	STL	TO	BS	PTS
5/24	DAL		14	1-2	0-0	1-1	1	0	1	2	2	1	3	0	3
5/31	SEA		19	4-7	0-0	1-1	3	5	8	0	2	0	3	0	9

SEASON/CAREER HIGHS

Points (2019)	9 (5/31)
Points (Career)	10 (7/15/18)
FG Made (2019)	4 (5/31)
FG Made (Career)	4 (4 times)
FG Attempted (2019)	7 (5/31)
FG Attempted (Career)	7 (5/31/19)
FT Made (2019)	1 (2 times)
FT Made (Career)	4 (8/19/18)
FT Attempted (2019)	1 (2 times)
FT Attempted (Career)	4 (2 times)
3PT FG Made (2019)	N/A
3PT FG Made (Career)	NONE
3PT FG Attempt. (2019)	N/A
3PT FG Att. (Career)	NONE
Off. Rebounds (2019)	3 (5/31)
Off. Rebounds (Career)	3 (2 times)
Def. Rebounds (2019)	5 (5/31)
Def. Rebounds (Career)	5 (2x)
Total Rebounds (2019)	8 (5/31)
Total Rebounds (Career)	8 (5/31/19)
Assists (2019)	2 (5/24)
Assists (Career)	2 (2 times)
Blocks (2019)	N/A
Blocks (Career)	1 (7/17/18)
Steals (2019)	1 (5/24)
Steals (Career)	2 (2 times)
Minutes (2019)	19 (5/31)
Minutes (Career)	19 (5/31/19)
Double-Doubles (2019)	N/A
Double-Doubles (Career)	NONE



#51 JESSICA BRELAND F • 6-2 • 166 • 7 • North Carolina

2018 Highlights with Atlanta:

- » Started in all 34 games
- » Averaged 26.4 minutes in the regular season and 31.0 minutes in the playoffs.
- » Averaged 42.8 FG%, 7.9 rebounds, and 1.9 blocks per game.
- » Recorded double-digit rebounds 12 times during the season.
- » Tied her season high of 13 rebounds two times, and 3 steals seven times.
- » Scored a season-high 23 points (11-16) to add to a double-double with 10 rebounds and 7 assists against Washington (7/11).
- » Recorded a double-double with 14 rebounds and 10 points, and added 7 blocks in a playoff win over Washington (8/28).
- » Playoff Averages: 83.3% of free-throws, 10.8 rebounds, 2.8 assists, 0.8 steals, 2.8 blocks, and 9.0 points.

Transactions: Signed a multi-year contract with the Atlanta Dream on February 5, 2018.

BRELAND 2019 GAME-BY-GAME

Date	Opp	GS	MP	FGM-A	3PM-A	FTM-A	OREB	DREB	REB	AST	PF	STL	TO	BS	PTS
5/24	DAL	*	25	6-13	0-0	5-7	2	4	6	2	1	1	1	3	17
5/31	SEA	*	19	3-9	0-2	2-2	0	8	8	2	3	2	0	1	8

SEASON/CAREER HIGHS

Points (2019)	17 (5/24)
Points (Career)	26 (6/22/14)
FG Made (2019)	6 (5/24)
FG Made (Career)	12 (6/22/14)
FG Attempted (2019)	13 (5/24)
FG Attempted (Career)	21 (6/18/14)
FT Made (2019)	5 (5/24)
FT Made (Career)	6 (8/3/14)
FT Attempted (2019)	7 (5/24)
FT Attempted (Career)	7 (5/24/19)
3PT FG Made (2019)	N/A
3PT FG Made (Career)	3 (6/16/17)
3PT FG Attempt. (2019)	N/A
3PT FG Att. (Career)	6 (6/16/17)
Off. Rebounds (2019)	2 (5/24)
Off. Rebounds (Career)	9 (2 times)
Def. Rebounds (2019)	8 (5/31)
Def. Rebounds (Career)	12 (2 times)
Total Rebounds (2019)	8 (5/31)
Total Rebounds (Career)	15 (2 times)
Assists (2019)	2 (2 times)
Assists (Career)	7 (7/11/18)
Blocks (2019)	3 (5/24)
Blocks (Career)	7 (2 times)
Steals (2019)	3 (5/31)
Steals (Career)	3 (7 times)
Minutes (2019)	25 (5/24)
Minutes (Career)	42 (7/16/17)
Double-Doubles (2019)	N/A
Double-Doubles (Career)	18



#5 MAITE CAZORLA

G • 5-10 • 155 • R • Oregon

College Highlights:

- » Owns the Oregon record with both 146 games played and started.
- » Career averages: 32.9 MPG, 10.1 PPG, 4.7 APG, 1.9 RPG.
- » Two time All-Pac-12 selection
- » Pac-12 All-Defense Honorable Mention
- » Pac-12 All-Freshman

Transactions: Drafted by the Atlanta Dream in the second round of the 2019 WNBA Draft.

CAZORLA 2019 GAME-BY-GAME

Date	Opp	GS	MP	FGM-A	3PM-A	FTM-A	OREB	DREB	REB	AST	PF	STL	TO	BS	PTS
5/24	DAL						Did not play								
5./31	SEA		5	1-2	1-1	0-0	1	0	1	0	1	0	1	0	3

SEASON/CAREER HIGHS

Points (2019)	3 (5/31)
Points (Career)	3 (5/31/19)
FG Made (2019)	1 (5/31)
FG Made (Career)	1 (5/31/19)
FG Attempted (2019)	2 (5/31)
FG Attempted (Career)	2 (5/31/19)
FT Made (2019)	N/A
FT Made (Career)	N/A
FT Attempted (2019)	N/A
FT Attempted (Career)	N/A
3PT FG Made (2019)	1 (5/31)
3PT FG Made (Career)	1 (5/31/19)
3PT FG Attempt. (2019)	1 (5/31)
3PT FG Att. (Career)	1 (5/31/19)
Off. Rebounds (2019)	1 (5/31)
Off. Rebounds (Career)	1 (5/31/19)
Def. Rebounds (2019)	N/A
Def. Rebounds (Career)	N/A
Total Rebounds (2019)	1 (5/31)
Total Rebounds (Career)	1 (5/31/19)
Assists (2019)	N/A
Assists (Career)	N/A
Blocks (2019)	N/A
Blocks (Career)	N/A
Steals (2019)	N/A
Steals (Career)	N/A
Minutes (2019)	5 (5/31)
Minutes (Career)	5 (5/31/19)
Double-Doubles (2019)	N/A
Double-Doubles (Career)	N/A



#10 NIA COFFEY F • 6-1 • 182 • 2 • Northwestern

2018 Highlights with Las Vegas:

- » Scored 10 or more points on 5 occasions, including a career-high 23 vs. Seattle on May 27.
- » Led or tied for the team lead in rebounding on 1 occasion.
- » Injured her left ankle at Chicago on June 3 (missed 4 games).
- » Posted 1 double-double (11 points, career-high 12-rebounds vs. Phoenix on June 15).


Transactions: Drafted by the San Antonio Stars in the first round (No. 5 overall) in the 2017 WNBA Draft. Traded to the Atlanta Dream in a multi-team trade that sent Atlanta's 2020 second round pick to New York (4/10/19).

COFFEY 2019 GAME-BY-GAME

Date	Opp	GS	MP	FGM-A	3PM-A	FTM-A	OREB	DREB	REB	AST	PF	STL	TO	BS	PTS
5/24	DAL		22	3-6	0-2	2-3	1	3	4	1	1	1	1	1	8
5/31	SEA		17	4-9	0-2	0-0	3	5	8	2	1	0	2	1	8

SEASON/CAREER HIGHS

Points (2019)	8 (2 times)
Points (Career)	23 (5/27/18)
FG Made (2019)	4 (5/31)
FG Made (Career)	8 (6/17/18)
FG Attempted (2019)	9 (5/31)
FG Attempted (Career)	14 (6/19/18)
FT Made (2019)	2 (5/24)
FT Made (Career)	N/A
FT Attempted (2019)	3 (5/24)
FT Attempted (Career)	N/A
3PT FG Made (2019)	N/A
3PT FG Made (Career)	2 (5/27/18)
3PT FG Attempt. (2019)	2 (2 times)
3PT FG Att. (Career)	3 (5/27/18)
Off. Rebounds (2019)	3 (5/31)
Off. Rebounds (Career)	3 (4 times)
Def. Rebounds (2019)	5 (5/31)
Def. Rebounds (Career)	9 (6/17/18)
Total Rebounds (2019)	8 (5/31)
Total Rebounds (Career)	12 (6/17/18)
Assists (2019)	2 (5/31)
Assists (Career)	6 (6/3/18)
Blocks (2019)	1 (2 times)
Blocks (Career)	2 (5/22/18)
Steals (2019)	1 (5/24)
Steals (Career)	2 (5/31/18)
Minutes (2019)	22 (5/24)
Minutes (Career)	32 (5/22/18)
Double-Doubles (2019)	N/A
Double-Doubles (Career)	NONE



#24 MARIE GÜLICH C • 6-5 • 205 • 1 • Oregon State

2018 Highlights with Phoenix:

- » Appeared in 23 games with the Mercury in 2018.
- » Recorded her first WNBA points from the free throw line in the Mercury's season opener on May 18 against Dallas.
- » Scored a season-high six points on August 10 against Indiana in ten minutes...shot 60 percent (three-of-five) from the field in the game.
- » Ended the season with averages of 1.5 points and 1.0 rebounds in 5.0 minutes of play.

Transactions: Drafted by the Phoenix Mercury in the first round (12th overall) of the 2018 WNBA Draft. Traded to Atlanta for Atlanta's First Round pick, Brianna Turner, during the 2019 WNBA Draft on April 10, 2019.

GÜLICH 2019 GAME-BY-GAME

Date	Opp	GS	MP	FGM-A	3PM-A	FTM-A	OREB	DREB	REB	AST	PF	STL	TO	BS	PTS
5/24	DAL		10	2-2	0-0	2-2	1	3	4	0	1	0	2	0	6
5/31	SEA		9	1-4	0-0	0-0	0	1	1	0	1	0	0	2	2

SEASON/CAREER HIGHS

Points (2019)	6 (5/24)
Points (Career)	6 (2 times)
FG Made (2019)	2 (5/24)
FG Made (Career)	3 (8/10/18)
FG Attempted (2019)	4 (5/31)
FG Attempted (Career)	5 (8/10/18)
FT Made (2019)	2 (5/24)
FT Made (Career)	2 (3 times)
FT Attempted (2019)	2 (5/24)
FT Attempted (Career)	2 (5 times)
3PT FG Made (2019)	N/A
3PT FG Made (Career)	N/A
3PT FG Attempt. (2019)	N/A
3PT FG Att. (Career)	N/A
Off. Rebounds (2019)	1 (5/24)
Off. Rebounds (Career)	3 (5/30/18)
Def. Rebounds (2019)	3 (5/24)
Def. Rebounds (Career)	3 (2 times)
Total Rebounds (2019)	4 (5/24)
Total Rebounds (Career)	4 (2 times)
Assists (2019)	N/A
Assists (Career)	(2 times)
Blocks (2019)	2 (5/31)
Blocks (Career)	(5 times)
Steals (2019)	N/A
Steals (Career)	(6/8/18)
Minutes (2019)	10 (5/24)
Minutes (Career)	12 (7/10/18)
Double-Doubles (2019)	N/A
Double-Doubles (Career)	NONE



#15 TIFFANY HAYES

G • 5-10 • 155 • 7 • UConn

2018 Highlights with Atlanta:

- » Started in 34 of 36 games played.
- » Averaged 28.9 minutes per game and 17.2 points per game.
- » Averaged a 81.7 free-throw percentage in the regular season.
- » Averaged 6.2 rebounds per game in the Playoffs.
- » Scored a season-high 28 points, went 6-of-11 from behind the arc, and 4-4 from the free-throw line against Minnesota (8/5).
- » Had a season-high 8 rebounds against Connecticut (7/17).
- » Went 10-of-10 from the free-throw line against Dallas (5/10).
- » Helped the Dream in a win over Washington with 23 points and 11 rebounds in Game 4 of the Playoffs.

Transactions: Selected by the Atlanta Dream with the No. 14 overall pick in the 2012 WNBA Draft.

HAYES 2019 GAME-BY-GAME

Date	Opp	GS	MP	FGM-A	3PM-A	FTM-A	OREB	DREB	REB	AST	PF	STL	TO	BS	PTS
5/24	DAL	*	28	2-8	0-4	1-4	0	1	1	2	4	0	0	0	5
5/31	SEA	*	19	2-4	1-3	4-4	1	1	2	1	3	1	3	1	9

SEASON/CAREER HIGHS

Points (2019)	9 (5/31)
Points (Career)	32 (6/30/16)
FG Made (2019)	2 (2 times)
FG Made (Career)	11 (2 times)
FG Attempted (2019)	8 (5/24)
FG Attempted (Career)	19 (6/4/17)
FT Made (2019)	4 (5/31)
FT Made (Career)	14 (8/28/15)
FT Attempted (2019)	4 (2 times)
FT Attempted (Career)	15 (8/28/15)
3PT FG Made (2019)	1 (5/31)
3PT FG Made (Career)	3 (4 times)
3PT FG Attempt. (2019)	4 (5/24)
3PT FG Att. (Career)	9 (7/28/17)
Off. Rebounds (2019)	1 (5/31)
Off. Rebounds (Career)	4 (7/13/14)
Def. Rebounds (2019)	1 (2 times)
Def. Rebounds (Career)	9 (8/25/15)
Total Rebounds (2019)	2 (5/31)
Total Rebounds (Career)	11 (5/24/16)
Assists (2019)	2 (5/24)
Assists (Career)	8 (6/16/13)
Blocks (2019)	1 (5/31)
Blocks (Career)	3 (7/16/15)
Steals (2019)	1 (5/31)
Steals (Career)	5 (6/17/12)
Minutes (2019)	28 (5/24)
Minutes (Career)	46 (7/22/14)
Double-Doubles (2019)	N/A
Double-Doubles (Career)	NONE



#35 ANGEL MCCOUGHTRY F-G • 6-1 • 173 • 9 • Louisville

2018 Highlights with Atlanta:

- » Started in 30 of 31 games played.
- » Averaged 27.5 minutes, 16.5 points, 6 rebounds, 3.0 assists and 1.3 steals per game.
- » Scored a career high of 39 points, made 19 of 22 from the free-throw line, 14 rebounds, 4 assists, and 3 steals against New York (6/19).
- » Had a season high of 7 assists against Indiana (7/13).
- » Registered 11 games with 100% from the free-throw line.
- » Double-digit scoring in 26 of 29 games played.
- » Finished with three double-doubles in scoring and rebounds.
- » Suffered a season-ending knee injury against Las Vegas (8/7).

Transactions: Selected 1st overall by the Atlanta Dream in the 2009 WNBA Draft.

MCCOUGHTRY 2019 GAME-BY-GAME

Date	Opp	GS	MP	FGM-A	3PM-A	FTM-A	OREB	DREB	REB	AST	PF	STL	TO	BS	PTS
5/24	DAL														Did not play
5/31	SEA														Did not play

SEASON/CAREER HIGHS

Points (2019)	N/A
Points (Career)	37 (7/26/11)
FG Made (2019)	N/A
FG Made (Career)	14 (2 times)
FG Attempted (2019)	N/A
FG Attempted (Career)	33 (6/23/13)
FT Made (2019)	N/A
FT Made (Career)	17 (6/2/12)
FT Attempted (2019)	N/A
FT Attempted (Career)	19 (3 times)
3PT FG Made (2019)	N/A
3PT FG Made (Career)	4 (4 times)
3PT FG Attempt. (2019)	N/A
3PT FG Att. (Career)	9 (3 times)
Off. Rebounds (2019)	N/A
Off. Rebounds (Career)	8 (6/22/14)
Def. Rebounds (2019)	N/A
Def. Rebounds (Career)	10 (9/12/09)
Total Rebounds (2019)	N/A
Total Rebounds (Career)	14 (6/5/12)
Assists (2019)	N/A
Assists (Career)	10 (2 times)
Blocks (2019)	N/A
Blocks (Career)	4 (6/16/13)
Steals (2019)	N/A
Steals (Career)	7 (3 times)
Minutes (2019)	N/A
Minutes (Career)	43 (2 times)
Double-Doubles (2019)	N/A
Double-Doubles (Career)	NONE



#21 RENEE MONTGOMERY G • 5-7 • 140 • 10 • UConn

2018 Highlights with Atlanta:

- » Started all 34 games and averaged 27.5 minutes per game.
- » Made a career-high 8 three-pointers (8-13 3PM) with a season high of 30 points (9-17 FGM) and 100% from the free-throw line against New York (8/12).
- » Tied her career high of 5 steals for the 6th time and a season high of 9 assists against Las Vegas (8/19).
- » Averaged 84.6 FT%, 2.0 rebounds per game, 4.2 assists per game including 8.6 points per game during the playoffs against Washington.
- » Recorded a double-double with 10 assists and 12 points, 75% (3-4) from the free-throw line and made 3-5 from the 3-point line in the playoffs against Washington (9/2).
- » Playoff averages: 8.6 PPG, 2 RPG, 4.2 APG.

Transactions: Selected by Minnesota in the 1st round (4th overall) of the 2009 WNBA Draft. Acquired by Connecticut, along with a 1st-round pick (1st overall) in the 2010 WNBA Draft, in exchange for Lindsay Whalen and a 1st-round pick (2nd overall) in the 2010 WNBA Draft on Jan. 12, 2010. Re-signed to a three-year contract on Feb. 5, 2013. Acquired by Seattle, along with 1st- and 2nd-round picks (3rd and 15th overall) in the 2015 WNBA Draft, in return for Camille Little and Shekinna Stricklen on Jan. 28, 2015. Acquired by Minnesota, along with a 2nd-round pick in the 2016 WNBA Draft, in exchange for Monica Wright on July 20, 2015. Re-signed to a two-year contract on Feb. 2, 2016. Signed a multi-year contract with the Atlanta Dream on February 1, 2018.

MONTGOMERY 2019 GAME-BY-GAME

Date	Opp	GS	MP	FGM-A	3PM-A	FTM-A	OREB	DREB	REB	AST	PF	STL	TO	BS	PTS
5/24	DAL	*	26	5-7	3-4	2-4	0	3	3	3	1	0	3	0	15
5/31	SEA	*	24	1-6	1-4	0-0	0	1	1	2	3	0	2	0	3

SEASON/CAREER HIGHS

Points (2019)	15 (5/24)
Points (Career)	33 (2 times)
FG Made (2019)	5 (5/24)
FG Made (Career)	13 (8/3/10)
FG Attempted (2019)	7 (5/24)
FG Attempted (Career)	29 (8/3/10)
FT Made (2019)	2 (5/24)
FT Made (Career)	11 (6/16/11)
FT Attempted (2019)	4 (5/24)
FT Attempted (Career)	12 (6/16/11)
3PT FG Made (2019)	3 (5/24)
3PT FG Made (Career)	6 (2 times)
3PT FG Attempt. (2019)	4 (2 times)
3PT FG Att. (Career)	12 (2 times)
Off. Rebounds (2019)	N/A
Off. Rebounds (Career)	3 (6/6/10)
Def. Rebounds (2019)	3 (5/24)
Def. Rebounds (Career)	7 (6/7/10)
Total Rebounds (2019)	3 (5/24)
Total Rebounds (Career)	7 (6/27/10)
Assists (2019)	3 (5/24)
Assists (Career)	10 (3 times)
Blocks (2019)	N/A
Blocks (Career)	2 (6/17/14)
Steals (2019)	N/A
Steals (Career)	5 (5 times)
Minutes (2019)	26
Minutes (Career)	43 (6/23/11)
Double-Doubles (2019)	N/A
Double-Doubles (Career)	NONE



#17 HALEY PETERS F • 6-3 • 178 • 2 • Duke

2018 Highlights with Carollo Basket (Ligue Féminine de Basketball, France):

- » Led Carollo to 15 wins in 2019.
- » Averaged 17.22 minutes, 3.74 assists, 6.43 rebounds and 14.7 points per game.

Transactions: Signed by the Washington Mystics May 21, 2014. Released from the Mystics in May 2014. Signed with the Stars on April 12, 2016. Signed a training camp contract with the Stars on April 3, 2017. Signed a training camp contract with Atlanta on February 6, 2019.

PETERS 2019 GAME-BY-GAME

Date	Opp	GS	MP	FGM-A	3PM-A	FTM-A	OREB	DREB	REB	AST	PF	STL	TO	BS	PTS
5/24	DAL														
5/31	SEA		10	0-3	0-0	2-2	0	0	0	1	0	0	1	0	2

Did not play

SEASON/CAREER HIGHS

Points (2018)	2 (5/31)
Points (Career)	2 (3 Times)
FG Made (2018)	N/A
FG Made (Career)	1 (7/12/16)
FG Attempted (2018)	3 (5/31)
FG Attempted (Career)	3 (5/31/19)
FT Made (2018)	2 (5/31)
FT Made (Career)	2 (5/31/19)
FT Attempted (2018)	2 (5/31)
FT Attempted (Career)	2 (5/31/19)
3PT FG Made (2018)	N/A
3PT FG Made (Career)	NONE
3PT FG Attempt. (2018)	N/A
3PT FG Att. (Career)	1 (7/12/16)
Off. Rebounds (2018)	N/A
Off. Rebounds (Career)	NONE
Def. Rebounds (2018)	N/A
Def. Rebounds (Career)	3 (7/12/16)
Total Rebounds (2018)	N/A
Total Rebounds (Career)	3 (7/12/16)
Assists (2018)	1 (5/31)
Assists (Career)	1 (5/31/19)
Blocks (2018)	N/A
Blocks (Career)	NONE
Steals (2018)	N/A
Steals (Career)	NONE
Minutes (2018)	N/A
Minutes (Career)	8 (7/12/16)
Double-Doubles (2018)	N/A
Double-Doubles (Career)	NONE



#7 BRITTNEY SYKES G • 5-9 • 154 • 2 • Syracuse

2018 Highlights with Atlanta:

- » Appeared in 29 games with 7 starts in regular season and started in 5 playoff games against Washington.
- » Averaged 20.7 minutes, 3.5 rebounds and 2.3 assists per game.
- » Had a season-high 20 points and a career-high 7 assists against Indiana (7/1).
- » Tied her career high of 3 blocks for the 2nd time against Dallas (5/26).
- » Recorded 7 rebounds four times during the season.
- » Finished with double-digit scoring in 14 regular season games and four playoff games.
- » Playoff averages: 47.3 FG percentage, 41.3 3-point percentage, 3.6 rebounds per game, 1.6 assists per game, 0.8 steals per game, and 12.6 points per game.

Transactions: Selected 7th overall by Atlanta in the 2017 WNBA draft from Syracuse.

SYKES 2019 GAME-BY-GAME

Date	Opp	GS	MP	FGM-A	3PM-A	FTM-A	OREB	DREB	REB	AST	PF	STL	TO	BS	PTS
5/24	DAL	*	25	3-9	0-1	4-6	1	2	3	4	0	1	1	3	10
5/31	SEA	*	28	5-15	1-4	1-1	0	4	4	2	2	1	1	1	12

SEASON/CAREER HIGHS

Points (2019)	12 (5/31)
Points (Career)	33 (9/3/17)
FG Made (2019)	5 (5/31)
FG Made (Career)	12 (9/3/17)
FG Attempted (2019)	15 (5/31)
FG Attempted (Career)	23 (7/25/17)
FT Made (2019)	4 (5/24)
FT Made (Career)	12 (7/19/17)
FT Attempted (2019)	6 (5/24)
FT Attempted (Career)	13 (7/19/17)
3PT FG Made (2019)	1 (5/31)
3PT FG Made (Career)	4 (7/9/17)
3PT FG Attempt. (2019)	4 (5/31)
3PT FG Att. (Career)	8 (7/12/17)
Off. Rebounds (2019)	1 (5/24)
Off. Rebounds (Career)	4 (2 times)
Def. Rebounds (2019)	4 (5/31)
Def. Rebounds (Career)	9 (7/25/17)
Total Rebounds (2019)	4 (5/31)
Total Rebounds (Career)	13 (7/25/17)
Assists (2019)	4 (5/24)
Assists (Career)	7 (7/1/18)
Blocks (2019)	3 (5/24)
Blocks (Career)	3 (2 times)
Steals (2019)	1 (2 times)
Steals (Career)	2 (5 times)
Minutes (2019)	28 (5/31)
Minutes (Career)	38 (8/15/17)
Double-Doubles (2019)	N/A
Double-Doubles (Career)	NONE



#1 ELIZABETH WILLIAMS C-F • 6-3 • 200 • 4 • Duke

2018 Highlights with Atlanta:

- » Started in 32 of 33 games played.
- » Averaged 26.8 minutes, 5.8 rebounds, 1.7 blocks and 9.1 points per game.
- » Had a career high of 22 points (11-12 FGM) against Las Vegas (8/7).
- » Had a career high of 6 assists against Chicago (5/23).
- » Had a season high of 10 rebounds against Connecticut (6/22) and 6 blocks against Phoenix (7/8).
- » Recorded 3 steals twice during the season.
- » Finished in double-digit scoring in 14 regular season games and four play-off games.
- » Recorded 2 double-doubles during the playoffs.
- » Playoff averages: 31.3 minutes, 51.1 FG%, 8.8 rebounds, 1.2 blocks, 10.8 points.

Transactions: Drafted fourth overall by Connecticut in the 2015 WNBA Draft. Traded to the Atlanta Dream on February 3, 2016 from the Connecticut Sun for the No. 4 pick in the 2016 WNBA draft. Signed a multi-year contract with Atlanta on April 3, 2018.

WILLIAMS 2019 GAME-BY-GAME

Date	Opp	GS	MP	FGM-A	3PM-A	FTM-A	OREB	DREB	REB	AST	PF	STL	TO	BS	PTS
5/24	DAL	*	27	3-5	0-0	1-2	1	5	6	1	2	1	2	4	7
5/31	SEA	*	22	1-6	0-0	2-4	1	6	7	1	1	0	0	2	4


SEASON/CAREER HIGHS

Points (2018)	7 (5/24)
Points (Career)	22 (8/7/18)
FG Made (2018)	3 (5/24)
FG Made (Career)	11 (8/7/18)
FG Attempted (2018)	6 (5/31)
FG Attempted (Career)	16 (4 times)
FT Made (2018)	2 (5/31)
FT Made (Career)	7 (9/13/16)
FT Attempted (2018)	4 (5/31)
FT Attempted (Career)	10 (2 times)
3PT FG Made (2018)	N/A
3PT FG Made (Career)	NONE
3PT FG Attempt. (2018)	N/A
3PT FG Att. (Career)	1 (6/30/16)
Off. Rebounds (2018)	1 (2 times)
Off. Rebounds (Career)	8 (8/8/17)
Def. Rebounds (2018)	6 (5/31)
Def. Rebounds (Career)	13 (8/26/17)
Total Rebounds (2018)	7 (5/31)
Total Rebounds (Career)	16 (9/11/16)
Assists (2018)	1 (5/24)
Assists (Career)	6 (5/23/18)
Blocks (2018)	4 (5/24)
Blocks (Career)	7 (7/5/16)
Steals (2018)	1 (5/24)
Steals (Career)	4 (7/9/17)
Minutes (2018)	27 (5/24)
Minutes (Career)	45 (6/22/16)
Double-Doubles (2018)	N/A
Double-Doubles (Career)	10 total


2019 ATLANTA DREAM HEADSHOT CHART



1
Elizabeth Williams
C-F • 6-3 • 200



5
Maite Cazorla
G • 5-10 • 155



7
Brittney Sykes
G • 5-9 • 154



10
Nia Coffey
F • 6-1 • 182



15
Tiffany Hayes
G • 5-10 • 155



17
Haley Peters
F • 6-3 • 178



20
Alex Bentley
G • 5-7 • 152



21
Renee Montgomery
G • 5-7 • 140



24
Marie Glich
C • 6-5 • 205



25
Monique Billings
F • 6-4 • 185



35
Angel McCoughtry
F-G • 6-1 • 173



51
Jessica Breland
F • 6-2 • 166



Nicki Collen
Head Coach



Mike Petersen
Assistant Coach



Darius Taylor
Assistant Coach



Jessica Cohen
Athletic Trainer



Zach Cooper
Director of Scouting
and Video Production