



# PLAYOFFS 2017







## #2 ATLANTA DREAM (1-1) vs #3 WASHINGTON MYSTICS (1-1)

Friday, August 31 • 8:00 p.m. ET

Charles E Smith Center • Washington, D.C.

WNBA Semifinals - Game 3

TV: ESPNNews/NBATV



### ATLANTA DREAM PROBABLE STARTING LINEUP

Pos.	NO.	Player	PPG	RPG	APG	NOTES
G	15	TIFFANY HAYES 5-10 • 155 • UCONN	17.0	5.5	3.0	WNBA Player of the Month (July)...Twelve 20+ point games in 2018...Game-winning half court shot at Connecticut (7/17)...3x Eastern Conference Player of the Week.
G	21	RENEE MONTGOMERY 5-7 • 141 • UCONN	7.0	1.5	2.5	Tied WNBA record with 8 three's and scored a season-high 30 points vs NY (8/12)...Hit franchise-best 78 three-point field goals in 2018.
G	7	BRITTNEY SYKES 5-9 • 155 • SYRACUSE	9.5	4.0	1.5	Scored a season-high 20 points and a career-best seven assists against Indiana (7/1).
F	51	JESSICA BRELAND 6-3 • 164 • NORTH CAROLINA	8.0	11.5	2.0	Final line of 23 pts, 10 reb, 7 ast & 4 blks at Washington (7/11)...Recorded 1,000th career rebound vs Indiana (6/14)...Eastern Conference Player of Week (7/16).
C	1	ELIZABETH WILLIAMS 6-3 • 199 • Duke	12.5	12.5	1.5	Scored a career-high 22 pts in win over Las Vegas to clinch playoff spot (8/7).

### 2018 ATLANTA DREAM RECORD BREAKDOWN

	RECORD	HOME	ROAD	OT	2OT
PLAYOFFS	1-1	1-1	0-0	0-0	0-0
OVERALL	23-11	13-4	10-7	0-0	0-0
EASTERN CONFERENCE	12-4	7-1	5-3	0-0	0-0
WESTERN CONFERENCE	11-7	6-3	5-4	0-0	0-0
LAST 10	8-2	---	---	0-0	0-0

### INJURIES AND TRANSACTIONS

#### Recent Transactions

August 17: Signed Adaora Elonu to rest-of-season contract; August 9: Signed Adaora Elonu to seven-day contract; August 7: Dream signed Tiffany Hayes to multi-year extension; July 9: Traded Layshia Clarendon and 2019 2nd round pick to Connecticut for Alex Bentley; July 4: Dream sign guard Alexis Prince to a 7-day contract; June 30: Atlanta Dream waive Maggie Lucas; May 16: Dream waive Mackenzie Engram and Adaora Elonu; May 13: Dream waive Rosemarie Julian; May 4: Dream waive Alexa Hart; April 13: Dream signed Alexa Hart and Rosemarie Julian to training camp contracts; April 12: Atlanta traded Bria Holmes to Connecticut for 2018 & 2019 2nd Round picks; Dream drafted Monique Billings (No. 15), Kristy Wallace (No. 16) and Mackenzie Engram (No. 27); March 9: Dream signed Blake Dietrick to training camp contract; Feb. 14: Atlanta re-signed Damiris Dantas; Feb 13: Atlanta signed Adaora Elonu to training camp contract; Feb 8: Atlanta re-signed Angel McCoughtry to multi-year contract; Feb 2: Atlanta Dream signed free agent Jessica Breland; Feb 1: Atlanta Dream signed free agents Renee Montgomery and Maggie Lucas;

#### What To Look For:

- The Dream are two wins away from earning a trip to its fourth WNBA Final.
- Atlanta is playing in its first Playoff series in franchise history without Angel McCoughtry suiting up.
- The Dream has blocked 17 shots in two games against the Mystics.
- Atlanta is 5-2 all-time against the Washington Mystics in the WNBA Playoffs.

#### Injury Report

Damiris Dantas - Out (Right Ankle)  
Angel McCoughtry -Out (Left Knee)

#### Quick Facts

Longest Winning Streak: Eight Games (July 8 - July 24)  
Longest Losing Streak: Two Games (Three Times)  
Points: Dream averaged 85.5 ppg in July  
Assists: 60 assists over two games (July 11 & 13)

## 2018 ATLANTA DREAM SCHEDULE

DATE	OPPONENT	LOCATION	TIME
<b>MAY</b>			
Sun, May 6	at Chicago	Chicago, Ill.	W, 78-61
Fri, May 11	at Connecticut	Bridgeport, Conn.	L, 58-74
Sun, May 20	at Dallas	Arlington, Texas	L, 78-101
Wed, May 23	at Chicago	Chicago, Ill.	W, 81-63
Sat, May 26	Dallas	McCamish Pavilion	L, 70-78
Tues, May 29	Minnesota	McCamish Pavilion	W, 76-74
<b>JUNE</b>			
Sun, June 3	Phoenix	McCamish Pavilion	L, 71-78
Tues, June 5	Connecticut	McCamish Pavilion	W, 82-77
Fri, June 8	at Las Vegas	Las Vegas, Nev.	W, 87-83
Sun, June 10	at Seattle	Seattle, Wash.	W, 67-64
Tues, June 12	at Los Angeles	Los Angeles, Calif.	L, 64-72
Thur, June 14	Indiana	McCamish Pavilion	W, 72-67
Sat, June 16	at Indiana	Indianapolis, Ind.	L, 64-96
Tues, June 19	at New York	New York, N.Y.	L, 72-79
Fri, June 22	Connecticut	McCamish Pavilion	W, 75-70
Wed, June 27	at Chicago	Chicago, Ill.	L, 80-93
Fri, June 29	at Minnesota	Minneapolis, Minn.	L, 74-85
<b>JULY</b>			
Sun, July 1	at Indiana	Indianapolis, Ind.	W, 87-83
Fri, July 6	Seattle	McCamish Pavilion	L, 86-95
Sun, July 8	Phoenix	McCamish Pavilion	W, 76-70
Wed, July 11	at Washington	Washington, D.C.	W, 106-89
Fri, July 13	Indiana	McCamish Pavilion	W, 98-74
Sun, July 15	Washington	McCamish Pavilion	W, 80-77
Tue, July 17	at Connecticut	Uncasville, Conn.	W, 86-83
Thur, July 19	New York	McCamish Pavilion	W, 82-68
Sun, July 22	Seattle	McCamish Pavilion	W, 87-74
Tue, July 24	at Los Angeles	Los Angeles, Calif.	W, 81-71
Tue, July 31	Washington	McCamish Pavilion	L, 71-86
<b>AUGUST</b>			
Fri, Aug 3	Chicago	McCamish Pavilion	W, 89-74
Sun, Aug 5	at Minnesota	Minneapolis, Minn.	W, 86-66
Tue, Aug 7	Las Vegas	McCamish Pavilion	W, 109-100
Thur, Aug 9	Los Angeles	McCamish Pavilion	W, 79-73
Sat, Aug 11	Dallas	McCamish Pavilion	W, 92-82
Sun, Aug 12	at New York	New York, N.Y.	W, 86-77
Fri, Aug 17	at Phoenix	Phoenix, Ariz.	L, 95-104
Sun, Aug 19	at Las Vegas	Las Vegas, Nev.	W, 93-78
Sun, Aug 26	Washington*	McCamish Pavilion	L, 84-87
Tue, Aug 28	Washington*	McCamish Pavilion	W, 78-75
Fri, Aug 31	at Washington*	Charles E Smith Center	8:00 pm
Sun, Sept 2	at Washington*	Charles E Smith Center	8:00 pm

HOME GAMES IN BOLD | ALL TIMES EASTERN

\*Playoff Games

*Exhibition Games in italics*

## 2018 ATLANTA DREAM QUICK FACTS

### GENERAL

Full Name: ..... Atlanta Dream  
 Location: ..... Atlanta, Ga.  
 Inaugural Season: ..... 2008  
 Colors: ..... Blue, White, Red  
 Arena (Cap): ..... McCamish Pavilion (8,600)  
 Owners: ..... Mary Brock & Kelly Loeffler  
 ..... Dream Too, LLC  
 President: ..... Theresa Wenzel  
 Twitter: ..... @TWenzDream  
 TV: ..... FOX Sports South/FOX Sports Southeast

### COACHING STAFF

Head Coach: ..... Nicki Collen  
 Years with Dream: ..... First Season  
 Twitter: ..... @NickiCollen  
 Career Record: ..... 23-11  
 Record with Dream: ..... First Season  
 Alma Mater: ..... Marquette  
 Assistant Coach: ..... Darius Taylor (Michigan)  
 Assistant Coach: ..... Mike Petersen (Northwest Christian)  
 Head Athletic Trainer: ..... Jessica Cohen (Northwestern)  
 Coordinator of Basketball Ops: ..... Portia Benbow (Armstrong St)  
 Dir of Scouting & Video Production... Zach Cooper (Central College)

### TEAM INFORMATION

2017 Record: ..... 12-22  
 2017 Home Record: ..... 9-8  
 2017 Road Record: ..... 3-14  
 2017 vs Eastern Conference: ..... 5-11  
 2017 Playoffs Record: ..... Didn't Qualify  
 2017 Playoff Seed: ..... Didn't Qualify

### DREAM HISTORY

First Year: ..... 2008 (11th Season)  
 Regular Season Record: ..... 160-180  
 Regular Season Home Record: ..... 90-70  
 Regular Season Road Record: ..... 60-110  
 Playoff Record: ..... 15-18 (7 Appearances)  
 Best Finish: ..... WNBA Finals (2010, 2011, 2013)  
 WNBA Championships: ..... 0  
 Eastern Conference Championships: ..... 3 (2010, 2011, 2013)

## FOLLOW THE DREAM IN 2018

### DREAM PUBLIC RELATIONS

Director of Digital Media & Marketing: ..... Dan Goldberger  
 Phone: ..... 404-920-2544 (O)/646-872-7568 (C)  
 Email: ..... Dan.Goldberger@AtlantaDream.net  
 Twitter: ..... @DanGoldberger  
 Coordinator of Marketing & Communications: ..... Cassidy Allen  
 Phone: ..... 678-954-5594(O)/678-315-2402 (C)  
 Email: ..... Cassidy.Allen@AtlantaDream.net  
 Twitter: ..... @AtlantaDream

### SOCIAL MEDIA/WEB

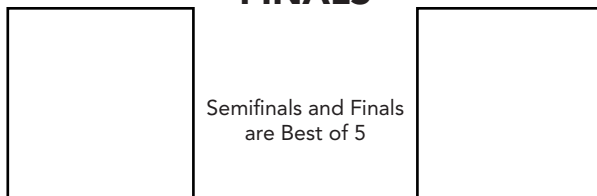
Official Website: ..... www.AtlantaDream.net  
 Facebook: ..... www.facebook.com/atlantadream  
 Twitter: ..... @AtlantaDream  
 Instagram: ..... @AtlantaDream  
 Snap: ..... @AtlantaDream  
 YouTube: ..... www.youtube.com/user/atlantadream

**2018 WNBA PLAYOFFS SCHEDULE**  
**As of May 2, 2018 | SUBJECT TO CHANGE**

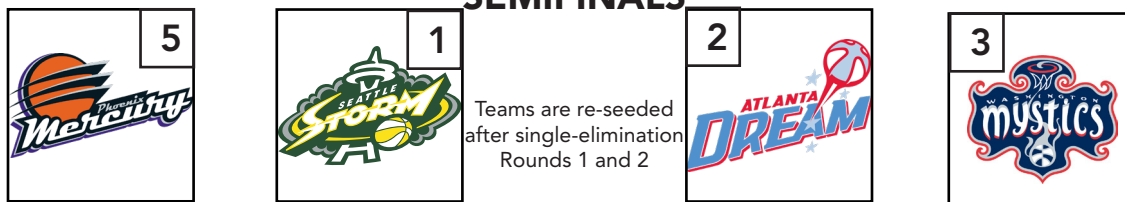
DAY	DATE	ET	ROUND	GAME	TV
Tue.	Aug 21	8:00 PM	1st Round	Elim.	ESPN2
Tue.	Aug 21	10:00 PM	1st Round	Elim.	ESPN2
Thu.	Aug 23	8:00 PM	2nd Round	Elim.	ESPN2
Thu.	Aug 23	10:00 PM	2nd Round	Elim.	ESPN2
Sun.	Aug 26	3:00 PM	Semifinals	1	ESPN2
Sun.	Aug 26	5:00 PM	Semifinals	1	ESPN2
Tue.	Aug 28	8:00 PM	Semifinals	2	ESPN2
Tue.	Aug 28	10:00 PM	Semifinals	2	ESPN2
Fri.	Aug 31	8:00 PM	Semifinals	3	ESPNNews/NBA TV
Fri.	Aug 31	10:00 PM	Semifinals	3	ESPNNews/NBA TV
Sun.	Sep 2	3:00 PM	Semifinals	4*	ESPN2
Sun.	Sep 2	5:00 PM	Semifinals	4*	ESPN2
Tue.	Sep 4	8:00 PM	Semifinals	5*	ESPN2
Tue.	Sep 4	10:00 PM	Semifinals	5*	ESPN2
Thu.	Sep 6	8:00 PM	Finals	1	ESPN2
Sun.	Sep 9	3:30 PM	Finals	2	ABC
Wed.	Sep 12	8:00 PM	Finals	3	ESPN2
Fri.	Sep 14	8:00 PM	Finals	4*	ESPN2
Sun.	Sep 16	8:00 PM	Finals	5*	ESPN2

**FINALS**

\*If necessary




**SEMIFINALS**



**ROUND 2**



**ROUND 1**





# RECENT MEETINGS VS. MYSTICS

## August 28, 2018 at Atlanta

ATLANTA (AP) Elena Delle Donne was having another huge game, and the Washington Mystics were on the verge of taking command of this WNBA semifinal series.

Then, one of the league's biggest stars crumpled to the court with what looked like a serious knee injury.

Her teammates could hardly bear to look as she writhed in pain.

Just like that, the playoffs took a gut-wrenching turn.

Alex Bentley came off the bench to score 21 points and the Atlanta Dream evened the series at one game apiece with a 78-75 victory Tuesday night. But this contest will be remembered for what happened with just over 3 minutes remaining and the Mystics clinging to a 70-68 lead.

Delle Donne stumbled on a drive to the basket and collapsed to the court, clutching her left knee. The entire Mystics team raced to her side at the opposite end of the court, some turning away in dismay when they saw her anguish. She had to be helped to the locker room, unable to put any weight on her knee.

Washington coach Mike Thibault said he wasn't sure about the seriousness of the injury, but a pained expression at the postgame news conference revealed his concern.

"It's an emotional time," he said. "We don't know what Elena's status is going to be. Obviously, she's a huge factor in what we do."

Indeed, Delle Donne turned in a dominating performance: 27 points, 14 rebounds, six assists, two blocks and a steal, giving the Mystics a chance to take control of the best-of-five series with their second straight road win.

Instead, it's all tied up as the teams head to Washington for Game 3 on Friday night.

Delle Donne is hopeful she'll be able to play. "I'm walking," she said in comments provided by Washington's media relations staff. "The swelling isn't terrible, so I'll go home and see our doctors and see what they say."

If it turns out to be serious, the series will be deprived of its two biggest stars. The Dream already was missing its longtime leader, Angel McCoughtry, who went down late in the season with a knee injury and cheered on her teammates from the bench.

Dream coach Nicki Collen is expecting Delle Donne to play unless she hears otherwise.

"I wouldn't count her out. She seemed to be walking around just fine after the game," Collen said.

If Delle Donne can't return?

"It does change the game plan, of course," Collen replied. "You'd be taking one of the best five players in the world out of the equation. But we'll prepare like she's going to play."

After Delle Donne's injury, Washington struggled to create offensive chances down the stretch. A traveling call gave the ball to Atlanta, which went ahead for good, 76-74, on Elizabeth Williams layup off an inbounds pass. Ariel Atkins missed a 3-pointer, Washington turned it over again and Kristi Toliver's long 3 at the buzzer bounced off the rim, allowing the Dream to hold on.

Bentley provided a spark for the Dream, especially after Brittney Sykes went to the bench with four fouls early in the third quarter and the Mystics pushed out to a 10-point lead, the biggest for either team. Bentley hit 8 of 14 shots, one of them on a flailing drive that really got the small home crowd fired up.

## August 26, 2018 at Atlanta

ATLANTA (AP) The Washington Mystics decided to keep Elena Delle Donne in the post and see how the Atlanta Dream would adjust.

It worked so well that the Mystics might just stay with the same approach all series.

"My teammates have trust in me in those situations to attack and try to make the right read," Delle Donne said. "I was flowing today, so they kind of just ran the offense through me. I just had to make reads or attack."

Delle Donne had 32 points and 13 rebounds, Ariel Atkins added 15 points and the Mystics beat the Dream 87-84 in the first game of a best-of-five WNBA semifinal on Sunday.

The Mystics hit all 20 of their free-throw attempts.

Elizabeth Williams finished with 15 points and 14 rebounds for Atlanta, which never led. Alex Bentley's 3 pulled the Dream within three points midway through the fourth quarter, and Tiffany Hayes scored six straight points to make it a three-point game in the closing minute.

But Hayes missed an ensuing layup, and Jessica Breland couldn't hit a straightaway 3 on Atlanta's last possession before time expired.

"It wasn't pretty," Mystics guard Natasha Cloud said after scoring 13 points with a game-high six assists. "It was an ugly game, but we came out with a win."

Hayes, the Dream's season scoring leader, had 17 points but was mostly a non-factor until she was able to hit some layups in transition in the fourth quarter.

In a matchup of two of the league's hottest teams, Delle Donne was too much for Atlanta, using her size and agility to win matchups inside for layups, bank shots and forced turnovers.

She was at her best in the third after the Dream cut the lead to eight. Jessica Breland blocked her midrange jumper, but Delle Donne pulled the ball back, dribbled and pivoted to bank in a layup that made it 62-52.

"If someone else is flowing, we kind of run the offense through them," she said. "That's the way our team is - unselfish, and it's why we're successful."

The Dream had won 15 of 17, but it won't get any easier the rest of the way with Angel McCoughtry, their longtime star guard, out for the season with a knee injury sustained earlier this month.

Washington, which has won 10 of 11, got consecutive 3s by Atkins and Cloud to open the third and take its biggest lead at 15, but Atlanta stayed close and trailed by four when Monique Billings converted a three-point play in the closing seconds of the period.

Bentley's layup in the first minute of the fourth cut the lead to one, but Delle Donne answered with a layup. When Bentley hit a 3 that made it 74-71, Delle Donne followed a few minutes later with a 3 that put the Mystics up 81-71.

"I think Breland and Monique Billings did a good job on her one-on-one," Dream coach Nicki Collen said. "I think what we've got to do a better job of taking the arc away from them on Tuesday night."

## July 31, 2018 at Atlanta

ATLANTA (AP) Elena Delle Donne had 28 points and 16 rebounds to help the Washington Mystics snap the Atlanta Dream's franchise-record eight-game winning streak with an 86-71 victory on Tuesday night.

It was Atlanta's first loss since falling to Seattle 95-86 on July 6.

Washington started the second half scoring 12 of the first 18 points, capped by Delle Donne's reverse layup, to build a 62-49 lead. The Mystics cruised in the fourth, outscoring Atlanta 16-8, as the Dream were just 3 of 13 from the field in the final 10 minutes.

LaToya Sanders added 13 points and Aerial Powers had 10 for Washington (15-11). Natasha Cloud made three 3-pointers and scored 11 points before fouling out with 3:17 remaining.

Tiffany Hayes scored 18 points for Atlanta (16-10). Elizabeth Williams had 13 points and nine rebounds and Angel McCoughtry added 12 points. The Dream was just 3 of 22 from 3-point range and shot 36.1 percent overall.

# DREAM - MYSTICS SERIES HISTORY

## Series Record

Overall .....ATL leads 23-21  
 at Atlanta .. .....ATL leads, 13-10  
 at Washington..... tied, 11-11  
 Current Streak ..... WAS, W2  
 at Atlanta ..... WAS, W1  
 at Washington..... ATL, W2  
 Largest Atlanta Win .....25 (9/9/12)  
 Largest Washington Win .....18 (9/12/09)

Playoffs.....ATL leads, 5-2  
 at Atlanta..... tied, 3-2  
 at Washington.....ATL leads, 2-0

DATE	H/A	W/L	SCORE
5/27/08	A	L	74-80
6/20/08	A	L	61-72
7/25/08	H	L	75-81
6/7/09	A	L	71-77
6/19/09	H	W	93-81
7/3/09	H	W	72-65
9/12/09	A	L	64-82
6/5/10	A	W	86-79 (OT)
7/21/10	A	L	72-82
8/3/10	H	L	78-86
8/22/10	H	L	81-90
9/22/10	H	L	81-90
6/9/11	H	L	90-98 (OT)
7/20/11	A	W	86-79
8/9/11	A	W	72-70
9/1/11	A	L	81-85
9/2/11	H	W	95-73
8/24/12	A	W	81-69
8/30/12	H	W	82-59
9/9/12	H	W	93-68
9/14/12	A	W	82-74
6/2/13	A	W	73-63
6/28/13	H	W	86-75
8/18/13	H	W	76-58
8/23/13	A	L	64-74
8/28/13	H	L	80-85 (OT)
6/15/14	A	W	75-67
6/18/14	H	W	83-73
7/5/14	H	W	86-73
7/27/14	A	L	67-77
6/12/15	A	W	64-61
6/26/15	H	W	72-69
9/6/15	H	W	73-67
9/13/15	A	W	73-71
6/5/16	H	L	79-86
6/18/16	A	L	65-95
9/15/16	H	W	94-91
6/4/17	A	L	72-78
7/19/17	A	L	96-100
7/30/17	H	L	70-77
7/11/18	A	W	106-89
7/15/18	H	W	80-77
7/31/18	H	L	71-86

## PLAYOFFS

DATE	H/A	W/L	SCORE
9/25/10	A	W	95-90
9/27/10	H	W	101-77
9/19/13	H	L	56-71
9/21/13	A	W	63-45
9/23/13	H	W	80-72
8/26/18	H	L	84-87
8/28/18	H	W	78-75

## WOMEN'S NATIONAL BASKETBALL ASSOCIATION

Sunday, August 26, 2018 McCamish Pavilion, Atlanta, GA  
 Officials: #34 Maj Forsberg, #16 Isaac Barnett, #55 Eric Brewton, #19 Tiara Cruse

## OFFICIAL SCORER'S REPORT

### FINAL BOX

Game Duration: 2:00  
 Attendance: 5086

## VISITOR: Washington Mystics (23-12)

Charlotte Hornets																		
	POS	MIN	FG	FGA	3P	3PA	FT	FTA	OR	DR	TOT	A	PF	ST	TO	BS	+/-	PTS
11 Elena Delle Donne	F	36:20	10	22	2	4	10	10	7	6	13	1	2	1	2	0	7	32
7 Ariel Atkins	F	25:57	5	10	3	5	2	2	0	1	1	2	3	1	0	0	7	15
30 LaToya Sanders	C	32:14	3	7	0	0	2	2	1	8	9	2	3	0	0	3	4	8
20 Kristi Toliver	G	37:16	3	13	2	7	0	0	0	2	2	2	1	3	0	0	1	8
9 Natasha Cloud	G	35:36	4	9	3	5	2	2	0	5	5	6	3	0	0	0	-1	13
21 Tianna Hawkins		11:26	3	5	1	3	4	4	1	3	4	1	5	0	1	0	-5	11
23 Aerial Powers		10:28	0	4	0	1	0	0	0	2	2	0	2	0	0	0	-5	0
14 Tierra Ruffin-Pratt		10:43	0	2	0	1	0	0	0	1	1	1	3	1	1	0	7	0
25 Monique Currie	DNP - Coach's decision																	
2 Myisha Hines-Allen	DNP - Coach's decision																	
34 Krystal Thomas	DNP - Coach's decision																	
32 Shatori Walker-Kimbrough	DNP - Coach's decision																	
		200:00	28	72	11	26	20	20	9	28	37	15	22	6	4	3	3	87
			38.9%		42.3%		100%											

## HOME: ATLANTA DREAM (23-12)

	POS	MIN	FG	FGA	3P	3PA	FT	FTA	OR	DR	TOT	A	PF	ST	TO	BS	+/-	PTS
7 Brittney Sykes	F	25:24	4	9	0	2	2	4	0	2	2	2	2	0	1	0	-6	10
51 Jessica Breland	F	27:58	2	8	0	1	2	2	0	9	9	2	4	0	1	4	-13	6
1 Elizabeth Williams	C	34:14	6	7	0	0	3	5	5	9	14	2	3	0	0	2	4	15
15 Tiffany Hayes	G	32:29	6	15	1	5	4	5	1	3	4	0	1	0	2	0	-9	17
21 Renee Montgomery	G	36:32	3	11	2	8	0	0	0	3	3	2	2	0	1	0	-3	8
20 Alex Bentley		25:35	7	15	3	5	2	2	0	3	3	2	4	0	2	0	9	19
25 Monique Billings		17:48	3	7	0	0	3	4	3	2	5	1	3	0	1	1	3	9
11 Blake Dietrick	DNP - Coach's decision																	
2 Adaora Elonu	DNP - Coach's decision																	
34 Imani McGee-Stafford	DNP - Coach's decision																	
3 Alexis Prince	DNP - Coach's decision																	
		200:00	31	72	6	21	16	22	9	31	40	11	19	0	8	7	-3	84
			43.1%		28.6%		72.7%			JM BB%: 7.					TOT TO: 8/7 PTS)			

## SCORE BY PERIOD

1	2	3	4	FINAL
Mystics 26	25	19	17	87
DREAM 26	16	24	18	84

Inactive: Mystics -  
 Inactive: Dream - Dantas (Injury/Illness - Right ankle), McCoughtry (Injury/Illness - Left knee)  
 Points in the Paint: Mystics 26 (13/29), DREAM 42 (21/34)  
 2nd Chance Points: Mystics 10 (5/9), DREAM 18 (8/11)  
 Fast Break Points: Mystics 4 (2/6), DREAM 9 (4/7)  
 Biggest Lead: Mystics 15, DREAM 0  
 Lead Changes: 0  
 Times Tied: 3

## WOMEN'S NATIONAL BASKETBALL ASSOCIATION

Tuesday, August 28, 2018 McCamish Pavilion, Atlanta, GA  
 Officials: #42 Roy Gulbeyan, #7 Billy Smith, #23 Jeff Wooten, #16 Isaac Barnett

## OFFICIAL SCORER'S REPORT

### FINAL BOX

Game Duration: 2:05  
 Attendance: 3813

## VISITOR: Washington Mystics (1-1)

	POS	MIN	FG	FGA	3P	3PA	FT	FTA	OR	DR	TOT	A	PF	ST	TO	BS	+/-	PTS
7 Ariel Atkins	F	29:26	2	11	1	4	0	1	2	2	4	0	3	3	1	1	-4	5
11 Elena Delle Donne	F	36:04	10	20	3	6	4	4	1	2	12	14	6	0	1	1	2	27
30 LaToya Sanders	C	32:05	5	12	0	0	1	1	1	2	3	6	2	3	2	2	4	-9
9 Natasha Cloud	G	28:44	2	5	1	2	0	0	0	2	2	6	2	1	0	0	0	-8
20 Kristi Toliver	G	38:20	4	11	1	5	7	9	0	1	1	3	1	1	4	0	-5	16
14 Tierra Ruffin-Pratt		14:07	3	5	0	1	1	1	0	1	1	1	1	5	0	1	1	6
21 Tianna Hawkins		10:07	0	2	0	1	0	0	0	0	0	0	0	2	0	0	0	1
23 Aerial Powers		02:59	2	2	0	0	0	0	0	0	0	0	0	2	0	0	0	2
25 Monique Currie		08:08	0	2	0	1	0	0	0	0	1	1	0	1	0	1	0	0
2 Myisha Hines-Allen	DNP	- Coach's decision																
34 Krystal Thomas	DNP	- Coach's decision																
32 Shatori Walker-Kimbrough	DNP	- Coach's decision																
		200:00	28	70	6	20	13	16	5	21	26	18	19	8	10	8	-3	75
			40%		30%		81.2%											

## HOME: ATLANTA DREAM (1-1)

HOME: ATLANTA DREAM (1-1)																			
	POS	MIN	FG	FGA	3P	3PA	FT	FTA	OR	DR	TOT	A	PF	ST	TO	BS	+/-	PTS	
7 Brittney Sykes	F	26:52	4	8	1	3	0	2	0	6	6	4	0	5	1	-1	9		
51 Jessica Breland	F	33:46	4	13	0	0	2	2	4	10	14	2	2	0	2	7	5	10	
1 Elizabeth Williams	C	31:43	4	13	0	0	2	2	4	7	11	1	1	0	0	0	-2	10	
15 Tiffany Hayes	G	35:26	5	9	0	0	7	8	1	6	7	6	2	2	3	0	3	17	
21 Renee Montgomery	G	28:26	2	7	1	3	1	1	0	0	0	3	2	0	1	1	7	6	
20 Alex Bentley		23:07	8	14	2	3	4	6	0	1	1	2	3	1	5	0	0	22	
25 Monique Billings		06:14	0	1	0	0	0	2	0	1	1	0	2	0	0	0	-2	0	
11 Blake Dietrick		06:09	0	1	0	0	0	0	0	1	1	0	0	0	0	0	0	0	
34 Imani McGee-Stafford		08:17	2	2	0	0	0	0	0	2	1	3	0	1	0	0	1	5	4
2 Adaora Elonu	DNP - Coach's decision																		
3 Alexis Prince	DNP - Coach's decision																		
		200:00	29	68	4	10	16	23	11	33	44	15	17	3	16	10	3	78	
			42.6%		40%		69.6%												

## SCORE BY PERIOD

1	2	3	4	FINAL
Mystics 16	20	22	17	75
DREAM 17	17	24	20	78

Inactive: Mystics -  
 Inactive: Dream - Dantas (Injury/Illness - Right ankle), McCoughtry (Injury/Illness - Left knee)  
 Points in the Paint: Mystics 26 (13/27), DREAM 40 (20/40)  
 2nd Chance Points: Mystics 9 (4/6), DREAM 14 (7/15)  
 Fast Break Points: Mystics 3 (1/7), DREAM 8 (4/9)  
 Biggest Lead: Mystics 10, DREAM 7  
 Lead Changes: 6  
 Times Tied: 14  
 Technical fouls - Defensive Three Seconds  
 Mystics (1) : Sanders 8:05 3rd  
 DREAM (0) : NONE



# 2018 DREAM VS MYSTICS STATISTICS

## Atlanta Dream vs Washington Mystics

July 11 - Atlanta Dream at Washington Mystics - 106-89

July 15 - Atlanta Dream vs Washington Mystics - 80-77

July 31 - Atlanta Dream vs Washington Mystics - 71-86

### ATLANTA DREAM VS. WASHINGTON

PLAYER	G-GS	MIN	FG-FGA	PCT	3FG-FGA	PCT	FT-FTA	PCT	OFF	DEF	TOT	AST	PF-DQ	STL	TO	BLK	PTS	AVG	HI
Hayes	3-3	89	18-38	.474	5-13	.385	11-13	.846	1	4	5	10	5-0	4	8	0	52	17.3	21
McCoughtry	3-3	69	16-41	.390	1-8	.125	14-15	.933	3	8	11	8	8-0	2	6	2	47	15.7	24
Breland	3-3	83	16-36	.444	0-0	---	4-5	.800	10	13	23	9	8-0	1	1	9	36	12.0	23
Montgomery	3-3	84	9-24	.375	8-21	.381	6-6	1.000	0	5	5	11	4-0	5	1	0	32	10.7	21
Williams	3-3	92	12-19	.632	0-0	---	5-7	.714	10	12	22	1	7-0	0	1	4	29	9.7	13
Sykes	3-0	57	7-19	.368	3-8	.375	9-12	.750	2	12	14	5	9-0	1	1	2	26	8.7	17
Billings	3-0	39	8-15	.533	0-0	---	3-5	.600	3	6	9	2	4-0	2	2	0	19	6.3	10
Bentley (TOT)	6-0	116	14-45	.311	3-19	.158	2-3	.667	4	8	12	18	10-0	2	9	0	33	5.5	15
Bentley (ATL)	3-0	42	2-14	.143	0-6	.000	0-0	---	0	2	2	10	4-0	1	4	0	4	1.3	2
McGee-Stafford	2-0	17	3-5	.600	0-0	---	1-2	.500	5	4	9	0	3-0	2	2	0	7	3.5	5
Dantas	1-0	8	1-2	.500	0-0	---	0-0	---	0	2	2	0	1-0	1	1	0	2	2.0	2
Dietrick	3-0	17	1-1	1.000	1-1	1.000	0-0	---	0	2	2	2	1-0	0	0	0	3	1.0	3
DREAM	3	600	93-214	.435	18-57	.316	53-65	.815	34	70	104	58	54-0	19	29	17	257	85.7	106
MYSTICS	3	600	89-211	.422	25-70	.357	49-54	.907	33	79	112	57	66-3	14	38	6	252	84.0	89

### 2018 SEASON SERIES (1-2) WASHINGTON MYSTICS VS. ATLANTA

PLAYER	G-GS	MIN	FG-FGA	PCT	3FG-FGA	PCT	FT-FTA	PCT	OFF	DEF	TOT	AST	PF-DQ	STL	TO	BLK	PTS	AVG	HI
Delle Donne	3-3	101	22-57	.386	5-13	.385	18-19	.947	8	28	36	10	5-0	0	1	4	67	22.3	28
Sanders	3-3	75	14-22	.636	0-0	---	7-7	1.000	8	11	19	3	6-0	2	5	2	35	11.7	16
Powers (TOT)	1-0	19	3-6	.500	2-2	1.000	2-2	1.000	2	4	6	0	2-0	0	2	0	10	10.0	10
Powers (WAS)	1-0	19	3-6	.500	2-2	1.000	2-2	1.000	2	4	6	0	2-0	0	2	0	10	10.0	10
Cloud	3-3	85	11-24	.458	6-10	.600	0-0	---	0	8	8	10	12-1	2	8	0	28	9.3	17
Toliver	3-3	97	11-30	.367	4-18	.222	0-2	.000	1	5	6	17	5-0	3	4	0	26	8.7	12
Currie	3-0	32	7-13	.538	2-3	.667	8-8	1.000	5	6	11	2	10-1	0	2	0	24	8.0	12
Atkins	3-3	62	8-22	.364	2-10	.200	3-3	1.000	2	5	7	4	12-1	2	0	0	21	7.0	7
Hill	2-0	20	2-5	.400	2-4	.500	4-4	1.000	0	1	1	3	1-0	1	1	0	10	5.0	10
Hawkins	3-0	43	6-15	.400	2-8	.250	0-0	---	3	2	5	3	11-0	1	3	0	14	4.7	9
Hines-Allen	2-0	17	2-7	.286	0-0	---	4-5	.800	1	3	4	0	0-0	1	1	0	8	4.0	8
Ruffin-Pratt	3-0	45	2-9	.222	0-2	.000	3-4	.750	2	6	8	5	2-0	2	3	0	7	2.3	4
Thomas	1-0	4	1-1	1.000	0-0	---	0-0	---	1	0	1	0	0-0	0	1	0	2	2.0	2
Walker-Kimbrough	1-0	1	0-0	---	0-0	---	0-0	---	0	0	0	0	0-0	0	1	0	0	0.0	0
MYSTICS	3	600	89-211	.422	25-70	.357	49-54	.907	33	79	112	57	66-3	14	38	6	252	84.0	89
DREAM	3	600	93-214	.435	18-57	.316	53-65	.815	34	70	104	58	54-0	19	29	17	257	85.7	106

## ATLANTA DREAM 2018 STORYLINES

### Collen, Sienko Take Home Hardware

Head Coach Nicki Collen was named WNBA Coach of the Year and General Manager Chris Sienko received the WNBA Executive of the Year award Tuesday, August 28. The two have helped the Dream to a record-setting year that included a franchise-best 23 wins.

### Collen Takes Defensive Approach

Head Coach Nicki Collen has preached defense since she took over the Dream this offseason. Her approach was correct as the Dream gave up only 79.5 points per game and are recorded 7.6 steals and 5.3 blocks per contest.

### Dream Record-Breaking Win Streak

The Atlanta Dream have set a new franchise record with eight straight wins. The previous record was six straight, which was done four times in history.

8 July 8-22, 2018  
6 August 3-11, 2018  
June 3-20, 2014  
June 14-30, 2013  
May 15-30, 2010

### Comeback Kids

The Atlanta Dream have rallied from a half-time deficit nine times, including Playoffs in 2018. The Dream haven't let trailing early stop them in its pursuit of a Championship.

- 1) 3 deficit-at-half 05/29/2018 ATL 76 vs MIN 74 Final margin: 2
- 2) 8 deficit-at-half 06/22/2018 ATL 75 vs CT 70 Final margin: 5
- 3) 7 deficit-at-half 07/17/2018 ATL 86 at CT 83 Final margin: 3
- 4) 4 deficit-at-half 07/24/2018 ATL 81 at LA 71 Final margin: 10
- 5) 1 deficit-at-half 08/03/2018 ATL 89 vs CHI 74 Final margin: 15
- 6) 4 deficit-at-half 08/07/2018 ATL 109 vs LV 100 Final margin: 9
- 7) 11 deficit-at-half 08/12/2018 ATL 86 at NY 77 Final margin: 9
- 8) 6 deficit-at-half 08/19/2018 ATL 93 at LV 78 Final margin: 15
- 9) 2 deficit-at-half 08/28/2018 ATL 78 vs WAS 75 Final margin: 3

### McCoughtry Sidelined with Season Ending Injury

Angel McCoughtry will miss the remainder of the 2018 WNBA season due to torn ligaments in her left knee, an injury suffered in the fourth quarter of the Dream's game against the Las Vegas Aces Tuesday, August 7.

"I want to thank all the fans, my coaching staff and teammates for giving me the chance to come back and play for the Dream this season," McCoughtry said. "I am disappointed with the injury but I believe our team is in good hands. We have a supportive group and a lot of goals to still accomplish. I plan to be there every step of the way to help us reach them. I appreciate everyone and know I will come back stronger than ever."

McCoughtry has played in all 29 games for the Dream this season, averaging 16.5 points, 6.0 rebounds and 3.0 assists in 27.5 minutes. A 2018 WNBA All-Star, McCoughtry helped lead the Dream to a 19-10 record, including victories in 11 of her last 12 games.

### Dream Break Multiple Records in Single Game vs Aces

The Dream set multiple records against the Las Vegas Aces on Tuesday, August 7. The team set a new franchise record for most blocks in a game with 14. Atlanta also set a new record for most points scored in a single game with 109 points. Elizabeth Williams shot 91.7 percent from the field, the best FG% in a single game in Dream history. The final score, 109-100 was the first time

### Final 2018 WNBA Regular Season Standings

#1	Seattle Storm	26-8
#2	<b>Atlanta Dream</b>	<b>23-11</b>
#3	Washington Mystics	22-12
#4	Connecticut Sun	21-13
#6	Phoenix Mercury	20-14
#5	Los Angeles Sparks	19-15
#7	Minnesota Lynx	18-16
#8	Dallas Wings	15-19
#9	Las Vegas Aces	14-20
#10	Chicago Sky	13-21
#11	New York Liberty	7-27
#12	Indiana Fever	6-28

two teams scored 100 points in regulation since 2011 when Phoenix beat Minnesota 112-105. Nicki Collen ranks third for best records by first-year WNBA coaches (minimum 25 games) with a 19-10 record.

### Dream Setting Offensive Records

The Dream was only the second team in WNBA history to finish with four players with 20+ points (24-Angel McCoughtry, 23-Jessica Breland, 21-Tiffany Hayes, 21-Renee Montgomery) when they did it against the Washington Mystics on July 11, 2018. The last time was Phoenix in a double overtime game vs Minnesota on July 24, 2010.

Atlanta also recorded a season-high 31 assists against the Mystics, good for second all-time in franchise history (32 - at Sacramento, Sept. 4, 2009).

Against the Indiana Fever on July 13, 2018, the Dream saw seven players score at least 10+ points in the same game for the first time in franchise history.

Elias Sports said Tiffany Hayes' game-winning field goal at Connecticut (7/17) was the longest (46.7 FT) game-winner made in the last 10 seconds of a regular-season game in WNBA history.

Renee Montgomery set a new franchise record by knocking down seven three-point field goals at win vs New York (7/19). She passed Betty Lenox, who scored six twice in 2018.

### Angel Creeping Up Career Scoring List

Angel McCoughtry now ranks 15th overall among WNBA career scoring leaders at 5,468 career points- She became the second fastest in league history to 5,000 points to reach the 5,000 point total behind Diana Taurasi. The star continues to break records, including setting a new high of 39 points in a game against the New York Liberty (6/19).

#### All-Time Leaders

11. Seimone Augustus*	5,836
12. DeLisha Milton-Jones	5,523
13. Katie Douglas	5,563
14. Lindsay Whalen*	5,523
<b>15. Angel McCoughtry*</b>	<b>5,468</b>
16. Tina Charles*	5,423
17. Swin Cash	5,119
18. Tangelia Smith	5,048

\* - active



## ATLANTA DREAM 2018 STORYLINES

### All-Time Active Leaders

1. Diana Taurasi	8,549
4. Cappie Pondexter	6,811
7. Sue Bird	6,154
9. Candice Dupree	6,057
11. Seimone Augustus	5,836
14. Lindsay Whalen	5,523
15. Angel McCoughtry	5,468

### Fewest Games to Reach 5000 Points

Taurasi, Diana	243
McCoughtry, Angel	257
Jackson, Lauren	259
Pondexter, Cappie	260
Augustus, Seimone	283
Leslie, Lisa	287

### McCoughtry More Than a Scorer

Angel McCoughtry has always been talked about as a scorer but she does it on the defensive side of the ball as well. She is a perennial member of the WNBA All-Defensive team and is now ranked 10th place all-time with 597 career steals.

### Hayes Also a Scoring Machine

Averaging 17.2 points, Tiffany Hayes has topped 2,500 career points over her 6+ year career in the WNBA. The standout guard has 2,904 points so far. She has twelve 20+ games in 2018 through 30 games played and 39 in her career.

### Tiffany Among League Leaders in Free Throw Attempts

Known for her ability to get to the basket, Tiffany Hayes has also shown the ability to draw fouls and get to the free throw line. She is attempting 5.3 per game this season.

She tied the Atlanta Dream franchise record for attempts in one quarter when she shot 12 in the 1st Quarter against the Indiana Fever on June 14, 2018.

12	Tiffany Hayes	Atlanta vs Indiana, June 12, 2018
	Iziane Castro Marques	Atlanta vs Los Angeles, June 27, 2010

### Dream Looking to Improve on the Road

The Dream won a franchise record six straight road games from July 1 – August 12. Atlanta set a franchise record with 10 road wins under rookie head coach Nicki Collen's first year.

See previous season road records for Dream:

2018 - 10-7  
2017 - 3-14  
2016 - 6-11  
2015 - 6-11  
2014 - 6-11  
2013 - 4-13  
2012 - 8-9  
2011 - 9-8  
2010 - 9-8  
2009 - 6-11  
2008 - 3-14

### Atlanta Road Warriors in June

Due to scheduling at McCamish Pavilion, the Dream hit the road this June and gained some frequent flyer miles. Atlanta will fly 7,391 miles between June 6-20. The team has visited Las Vegas, Seattle, Los Angeles, Atlanta, Indianapolis and New York in that time.

### Nicki Collen Named Coach of the Month (August)

Collen guided the East-leading Dream to a 7-1 mark in August, which tied the Connecticut Sun and the Washington Mystics for the league's best record for the month. Atlanta went 4-0 at home and 3-1 on the road to finish the season at 23-11 overall, securing the No. 2 seed in the 2018 WNBA Playoffs and a double-bye into the semifinals.

The Dream won its first six games in August, highlighted by an 86-66 road win over the defending champion Minnesota Lynx on Aug. 5. In its four home games, Atlanta posted wins over the Chicago Sky, Las Vegas Aces, Los Angeles Sparks and Dallas Wings.

Under Collen, Atlanta outscored opponents by 7.3 points per game in August (tied for fourth in the WNBA). On the defensive end, the Dream led the league in forced turnovers per game (14.0), blocks per game (6.88) and opponents' three-point field goal percentage (30.0). Atlanta averaged the third-most points per game (91.1) and finished fourth in overall field goal percentage (47.4).

### Dream Dominating Eastern Conference Player of the Week Awards

Tiffany Hayes has been named POW three times this season, most recently for the week of August 5th. She ranked first in the Eastern Conference in scoring (21.7 ppg) while connecting on 53.3 percent of her shots from the field (24-of-45), including 10-of-21 (47.6) from three-point range. Hayes also averaged 3.0 rebounds and 2.0 assists for the week.

The first nomination (6/10) Hayes was selected Player of the Week for the first time in her seven seasons. Behind Hayes, Atlanta went 3-0 against Connecticut, Las Vegas and Seattle to improve its record to 5-3. She paced Eastern Conference players in points (23.0 ppg) and led all scorers in each of her three games.

The second nomination (7/22) Hayes ranked second in the Eastern Conference in scoring (18.0 ppg) to go with 4.7 rebounds and 3.0 assists per game. The highlight of the week for the 5-10 guard came on July 17, when she made a game-winning, buzzer-beating half-court shot to complete an 18-point effort as Atlanta defeated the host Connecticut Sun 86-83.

### Nicki Collen Named Coach of the Month (July & August)

Collen guided the East-leading Dream to a 9-2 mark in July, and a 7-1 record in August. She led the franchise to a record 23 wins during the 2018 season.

The Dream won a franchise-best eight consecutive games during July, highlighted by an 87-74 home win over the league-leading Storm on July 22. In its four road games, Atlanta posted wins over the Indiana Fever, Washington Mystics, Connecticut Sun and Los Angeles Sparks. The team followed it up with a six-game win streak in August, second longest in franchise history.

### Renee Montgomery Sharp Shooting This Season

Renee Montgomery tied the WNBA record with eight three-pointers in one game against New York (8/12). Montgomery also set a new franchise record for most three pointers in a game with eight. She surpassed herself which previously held the record with seven in a game against the New York Liberty (7/19). She surpassed Betty Lennox who held the record with six three pointers made in a game twice. During WNBA All-Star game Montgomery competed in the 3-Point Contest at halftime and notched 18 points, good for fifth place. She has hit the second most three pointers in a season in franchise history with 56. She needs just seven more to break the

## ATLANTA DREAM 2018 STORYLINES

franchise record to pass Lennox (63 in 2008).

### **Dream Swap Clarendon, Pick for Bentley**

The Atlanta Dream traded Layshia Clarendon and a 2019 second round pick to the Connecticut Sun for Alex Bentley on Monday, July 9. Bentley played for the Dream as a rookie in 2013.

### **Angel McCoughtry Named to WNBA All-Star 2018**

Angel McCoughtry earned her fifth selection to the WNBA All-Star when it was announced on Tuesday, July 17. She will represent the Dream at the game in Minnesota on Saturday, July 28. She will play on Team Parker after being selected by captain Candace Parker.

### **Jessica Breland Named Player of the Week (7/9)**

Breland was selected Player of the week for the first time in her seven-year career. She led the Eastern Conference in rebounding (9.3 rpg) and blocked shots (2.67 bpg), ranked sixth in scoring (14.7 ppg) and finished fifth in field goal percentage (54.1, 20-of-37). Behind Breland, Atlanta went 3-0 and extended its winning streak to four games.

### **Angel McCoughtry Named Player of the Week (6/25)**

McCoughtry was selected Player of the Week for the 16th time in her nine seasons. She averaged a WNBA-high 32.0 points per game and paced the league in minutes (35.2 mpg) last week as Atlanta went 1-1. She was also first among Eastern Conference players in rebounding (11.0 rpg), sixth in free throw percentage (83.9, 26-of-31) and 10th in assists (3.0 apg).

### **2018 Awards**

#### **Player of the Week**

August 5 - Tiffany Hayes

July 22 - Tiffany Hayes

July 16 - Jessica Breland

June 25 - Angel McCoughtry

June 11 - Tiffany Hayes

**2018 All-Star** - Angel McCoughtry

**Player of the Month** - Tiffany Hayes (July)

**AP Player of the Week** - Tiffany Hayes (August 5)

**WNBA Coach of Month** - Nicki Collen (July & August)

**AP Coach of the Year** - Nicki Collen

**WNBA Coach of the Year** - Nicki Collen

**AP First Team All-WNBA** - Tiffany Hayes

**WNBA Executive of the Year** - Chris Sienko

### **Milestones**

- Angel McCoughtry scores 5,000 career point – May 20, 2018 at Dallas
- Nicki Collen wins first career game – May 23, 2018 at Chicago
- Renee Montgomery scores 3,000 career point – June 29, 2018 at Minnesota
- Jessica Breland grabs 1,000 career rebound – June 14, 2018 against Indiana
- Elizabeth Williams scores 1,000 career point - July 24 at Los Angeles
- Alex Bentley scores 2,000 career points – August 5, 2018 against Minnesota
- Renee Montgomery tied WNBA record with eight three's in one game - August 12 at New York
- Renee Montgomery becomes franchise leader for three's in a season (78 in 2018) - August 12 at New York



# ATLANTA DREAM 2018 STATS

## 2018 Records When

Record in 1-point game	0-0
Record in 2-3 point games	5-1
Record in 4-5 point games	5-0
Record in 6-7 point games	2-1
Record in 8-9 point games	2-4
Record in 10+ point games	10-6

## 2018 Starting Lineup Records

Montgomery, Hayes, McCoughtry, Breland, Williams	16-7
Montgomery, Claredon, McCoughtry, Breland, Williams	1-2
Montgomery, Claredon, McCoughtry, Breland, McGee-Stafford	0-1
Montgomery, Sykes, McCoughtry, Breland, McGee-Stafford	1-0
Montgomery, Hayes, Sykes, Breland, Williams	6-2

## 2018 Record When Starting

Player	W-L	Pct.
Angel McCoughtry	18-10	.643
Renee Montgomery	24-12	.667
Jessica Breland	24-12	.667
Elizabeth Williams	22-11	.667
Tiffany Hayes	22-9	.709
Layshia Clarendon	1-4	.200
Imani McGee-Stafford	1-1	.500
Brittney Sykes	7-2	.778

## 2018 Double Digit Games

Player	Pts	Reb	Ast	Dble-Dbls
Tiffany Hayes	31	-	-	-
Renee Montgomery	16	-	-	-
Brittney Sykes	17	-	-	-
Angel McCoughtry	26	3	-	3
Jessica Breland	11	13	-	3
Elizabeth Williams	16	3	-	2
Damiris Dantas	5	-	-	-
Blake Dietrick	1	-	-	-
Imani McGee-Stafford	3	1	-	-
Alex Bentley	7	-	-	-
Monique Billings	1	-	-	-

## 2018 Game Leaders

Led Atlanta In...	Pts	Reb	Ast	Stl	Blk
Angel McCoughtry	10	5	8	8	2
Tiffany Hayes	11	2	7	8	1
Layshia Clarendon			3	1	
Elizabeth Williams	3	7	4	5	13
Renee Montgomery	5		10	11	
Jessica Breland	1	20	3	7	23
Brittney Sykes	3	3	6	1	2
Damiris Dantas			1	1	
Imani McGee-Stafford	1	1		3	1
Monique Billings		1		1	
Alex Bentley	4		6	3	1

## 2018 Records When

Leading after 1st Half	15-1
Tied after 1st Half	0-1
Trailing after 1st Half	9-10

Leading after 3rd Quarter	17-0
---------------------------	------

Overtime	0-0
Double Overtime	0-0

Outrebounding opponent	13-4
Tied in rebounding	0-0
Being outrebounded	11-8

Shooting at least 50%	6-0
Shooting between 40-50%	14-3
Shooting under 40%	4-8

Opponent shoots at least 50%	1-2
Opponent shoots between 40-50%	13-8
Opponent shoots under 40%	11-2

Scoring 50-59 points	0-0
Scoring 60-69 points	1-2
Scoring 70-79 points	6-6
Scoring 80-89 points	12-3
Scoring 90-99 points	3-1
Scoring 100 points or more	2-0

Allowing 50-59 points	0-0
Allowing 60-69 points	5-0
Allowing 70-79 points	12-4
Allowing 80-89 points	6-3
Allowing 90-99 points	0-3
Allowing 100 points or more	1-2

Making more FTs	16-5
Same number of FTs	0-1
Making fewer FTs	9-6

Making more 3Ps	8-2
Same number of 3Ps	2-3
Making fewer 3Ps	14-7

Committing more TOs	8-5
Same number of TOs	0-0
Committing fewer TOs	16-7

## 2018 ATLANTA DREAM OVERALL STATISTICS

Player	G	GS	MPG	PPG	OREB	DREB	REB	APG	SPG	BPG	FG%	3PG%	FT%	TO	PF
Tiffany Hayes	31	29	28.9	17.2	0.9	2.7	3.6	2.7	1.2	0.2	44.1	32.1	81.7	1.6	2.1
Angel McCoughtry	29	28	27.6	16.5	1.6	4.4	6.0	3.0	1.3	0.6	42.0	27.6	83.6	2.6	2.6
Renee Montgomery	34	34	27.5	10.3	0.1	1.6	1.7	3.4	1.3	0.1	38.9	37.1	88.1	1.6	1.7
Brittney Sykes	29	7	20.7	9.7	0.6	2.9	3.5	2.3	0.3	0.6	41.1	26.8	66.3	1.1	1.8
Elizabeth Williams	33	32	26.8	9.1	2.2	3.6	5.8	1.4	0.8	1.8	54.8	0.0	56.3	1.2	2.7
Alex Bentley	16	0	20.8	8.7	0.0	1.5	1.5	3.4	0.9	0.1	37.6	31.0	52.9	1.6	2.0
Jessica Breland	34	34	26.4	8.3	1.7	6.2	7.9	2.0	1.1	1.9	42.8	0.0	75.0	1.7	2.5
Damiris Dantas	19	0	13.4	5.4	0.8	1.5	2.4	0.8	0.4	0.0	43.3	23.8	72.2	0.5	1.7
Alexis Prince	2	0	3.0	3.5	0.5	0.5	1.0	0.0	0.0	0.0	60.0	100	0.0	0.0	0.5
Monique Billings	32	0	11.0	3.3	1.2	1.6	2.8	0.4	0.4	0.0	44.1	0.0	75.0	0.4	1.2
Imani McGee-Stafford	29	2	10.5	2.9	1.3	2.1	3.4	0.6	0.4	0.4	45.3	0.0	46.7	0.8	1.5
Blake Dietrick	26	0	7.2	1.4	0.1	0.5	0.5	0.4	0.3	0.0	34.3	39.1	66.7	0.5	0.8
Adaora Elonu	1	0	1.0	0.0	0.0	0.0	0.0	0.0	0.0	0.0	0.0	0.0	0.0	0.0	0.0

TEAM	G	MPG	PPG	OREB	DREB	REB	APG	SPG	BPG	FG%	3PG%	FT%	TO	PF
DREAM	34	40.0	81.8	9.8	26.0	35.8	18.2	7.6	5.3	42.6	31.8	74.6	13.4	18.2
OPPONENT	34	40.0	79.5	9.8	26.7	36.5	19.3	6.8	4.1	42.3	32.1	77.9	15.0	19.7

### Dream Scoring

Dream Scoring	High	Low
1st Quarter	30 (at Indiana - 7/1)	6 (at New York - 6/19)
2nd Quarter	30 (Two Times)	11 (vs Phoenix - 6/3)
3rd Quarter	33 (vs Indiana - 7/13)	8 (vs Indiana - 6/14)
4th Quarter	29 (Two Times)	8 (vs Washington - 7/31)
1st Half	59 (at Washington - 7/11)	29 (vs Connecticut - 6/22)
2nd Half	53 (vs Las Vegas - 8/7)	26 (at Indiana - 6/16)
1OT		
2OT		

### Opponent Scoring

Opponent Scoring	High	Low
1st Quarter	31 (vs Las Vegas - 8/7)	11 (at Seattle - 6/10)
2nd Quarter	37 (at Dallas - 5/20)	7 (vs Indiana - 7/13)
3rd Quarter	36 (at Indiana - 6/16)	10 (Two Times)
4th Quarter	29 (Two Times)	11 (vs Los Angeles - 7/24)
1st Half	60 (vs Las Vegas - 8/7)	29 (vs Indiana - 7/13)
2nd Half	63 (at Chicago - 6/27)	27 (vs Indiana - 6/14)
1OT		
2OT		

### Miscellaneous Highs

Home Attendance: 6,561 vs Indiana (6/14/18)

Road Attendance: 11,354 at Washington (7/11/18)

Game Duration: 2:15 at New York (6/19/18)

## 2018 TEAM HIGHS AND LOWS

### Dream Highs

Points	109	(vs Las Vegas - 8/7)
Scoring Margin	+24	(at Indiana - 7/13)
Field Goals Made	43	(vs Las Vegas - 8/7)
Field Goals Att.	88	(vs New York - 7/19)
Field Goal Pct.	60.3	(at Washington - 7/11)
3-Point FGs Made	12	(at Minnesota - 8/5)
3-Point FGs Att.	30	(Two Times)
3-Point FG Pct.	61.1	(at Washington - 7/11)
Free Throws Made	27	(vs Connecticut - 6/22)
Free Throws Att.	41	(vs Connecticut - 6/22)
Free Throw Pct.	92.9	(at Indiana - 7/1)
Offensive Rebounds	21	(vs New York - 7/19)
Defensive Rebounds	34	(vs Phoenix - 7/8)
Total Rebounds	49	(vs New York - 7/19)
Assists	31	(at Washington - 7/11)
Steals	13	(vs Dallas - 5/26)
Turnovers	19	(vs Los Angeles - 8/9)
Blocked Shots	14	(vs Las Vegas - 8/7)
Personal Fouls	32	(at Dallas - 5/20)

### Dream Lows

Points	64	(at Indiana - 6/16)
Scoring Margin	-23	(vs Dallas - 5/20)
Field Goals Made	20	(at New York - 6/19)
Field Goals Att.	60	(vs Minnesota - 5/29)
Field Goal Pct.	28.2	(vs Dallas - 5/26)
3-Point FGs Made	2	(Two Times)
3-Point FGs Att.	9	(at Indiana - 7/1)
3-Point FG Pct.	13.6	(vs Washington - 7/31)
Free Throws Made	7	(at Los Angeles - 7/24)
Free Throws Att.	10	(vs Washington - 8/28)
Free Throw Pct.	52.4	(at Chicago - 6/27)
Offensive Rebounds	3	(vs Minnesota - 5/29)
Defensive Rebounds	19	(vs Dallas - 5/26)
Total Rebounds	27	(Two Times)
Assists	10	(at New York - 6/19)
Steals	0	(vs Washington - 8/26)
Turnovers	8	(Five Times)
Blocked Shots	1	(at Los Angeles - 6/12)
Personal Fouls	12	(at New York - 8/12)

## 2018 TEAM HIGHS AND LOWS

### Opponents Highs

Points	104	(at Phoenix - 8/17)
Scoring Margin	+23	(at Dallas - 5/20)
Field Goals Made	37	(Two Times)
Field Goals Att.	82	(vs Connecticut - 6/5)
Field Goal Pct.	51.4	(vs Seattle - 7/6)
3-Point FGs Made	11	(Three Times)
3-Point FGs Att.	32	(vs Connecticut - 6/5)
3-Point FG Pct.	53.8	(at Minnesota - 6/29)
Free Throws Made	33	(at Dallas - 5/20)
Free Throws Att.	42	(at Dallas - 5/20)
Free Throw Pct.	100.0	(Two Times)
Offensive Rebounds	17	(at Las Vegas - 8/19)
Defensive Rebounds	39	(vs Dallas - 5/26)
Total Rebounds	47	(vs Dallas - 5/26)
Assists	30	(at Chicago - 6/27)
Steals	13	(vs Los Angeles - 8/9)
Turnovers	21	(vs Connecticut - 6/22)
Blocked Shots	12	(vs Dallas - 5/26)
Personal Fouls	35	(vs Connecticut - 6/22)

### Opponents Lows

Points	63	(at Chicago - 5/23)
Scoring Margin	-18	(at Chicago - 5/23)
Field Goals Made	21	(at Dallas - 5/20)
Field Goals Att.	58	(vs Dallas - 5/26)
Field Goal Pct.	33.8	(at Seattle - 6/10)
3-Point FGs Made	1	(at Las Vegas - 8/19)
3-Point FGs Att.	12	(at Las Vegas - 8/19)
3-Point FG Pct.	8.3	(at Las Vegas - 8/19)
Free Throws Made	6	(vs Phoenix - 7/8)
Free Throws Att.	9	(Two Times)
Free Throw Pct.	58.8	(at Seattle - 6/10)
Offensive Rebounds	5	(vs Washington - 8/28)
Defensive Rebounds	17	(at Indiana - 7/13)
Total Rebounds	26	(vs Washington - 8/28)
Assists	13	(at Los Angeles - 7/24)
Steals	3	(vs Washington - 7/15)
Turnovers	4	(vs Washington - 8/26)
Blocked Shots	0	(Two Times)
Personal Fouls	12	(at Los Angeles - 6/12)



2018 GAME-BY-GAME COMPARISONS

	TEAM	FG	FGA	FG%	FT	FTA	FT%	3P	3PA	3P%	OR	DR	TOT	A	PF	ST	TO	BS	PT
5/20	DREAM WINGS	26	73	35.6	21	28	75.0	4	18	27.8	14	21	35	18	32	9	14	4	78
		31	64	48.4	33	42	78.6	6	17	35.3	12	28	40	14	22	5	12	10	101
5/23	DREAM SKY	33	71	46.5	9	13	69.2	6	18	33.3	12	29	41	20	16	8	16	6	81
		25	68	36.8	10	12	83.3	3	14	21.4	8	20	28	20	14	9	13	5	63
5/26	WINGS DREAM	22	58	37.9	28	36	77.8	6	21	28.6	8	39	47	14	21	7	21	12	78
		24	85	28.2	16	22	72.7	6	21	28.6	16	19	35	13	26	13	12	9	70
5/29	LYNX DREAM	29	68	42.6	9	11	81.8	7	15	46.7	8	30	38	22	15	6	16	1	74
		28	60	46.7	16	20	80.0	4	17	23.5	3	24	27	17	18	13	13	5	76
6/3	MERCURY DREAM	28	60	46.7	16	18	88.9	6	24	25.0	7	27	34	24	19	9	15	6	78
		26	76	34.2	14	22	63.6	5	19	26.3	16	22	38	11	18	6	13	5	71
6/5	SUN DREAM	30	82	36.6	10	14	71.4	7	32	21.9	13	34	47	21	26	6	16	6	77
		28	64	43.8	20	27	74.1	6	12	50.0	3	33	36	18	17	9	13	2	82
6/8	DREAM ACES	31	73	42.5	18	21	85.7	7	17	41.2	10	33	43	19	24	5	11	6	87
		29	70	41.4	20	29	69.0	5	13	38.5	8	29	37	18	17	8	12	2	83
6/10	DREAM STORM	28	69	40.6	8	11	72.7	3	19	15.8	7	29	36	14	21	6	14	5	67
		25	74	33.8	10	17	58.8	4	26	15.4	15	29	44	15	20	6	17	4	64
6/12	DREAM SPARKS	25	65	38.5	12	15	80.0	2	12	16.7	11	23	34	17	14	7	11	1	64
		29	65	44.6	7	10	70.0	7	15	46.7	9	22	31	18	12	5	13	1	72
6/14	FEVER DREAM	25	68	36.8	13	17	76.5	4	17	23.5	11	33	44	16	24	5	13	5	67
		23	67	34.3	23	30	76.7	3	21	14.3	7	30	38	14	17	8	8	4	72
6/16	DREAM FEVER	25	67	37.3	11	15	73.3	3	15	20.0	9	20	29	17	20	5	18	7	64
		34	76	44.7	19	20	95.0	9	22	40.9	11	26	37	19	14	7	11	5	96
6/19	DREAM LIBERTY	20	67	29.9	27	34	79.4	5	27	18.5	12	31	43	10	21	6	17	4	72
		29	74	39.2	16	20	80.0	5	20	25.0	7	31	38	23	27	12	12	0	79
6/22	SUN DREAM	24	67	35.8	16	23	69.6	6	20	30.0	12	21	33	15	35	10	21	2	70
		23	61	37.7	27	41	65.9	2	11	18.2	11	28	39	16	21	7	16	1	75
6/27	DREAM SKY	30	67	44.8	11	21	52.4	9	19	47.4	10	24	34	18	19	5	16	4	80
		37	75	49.3	12	16	75.0	7	17	41.2	13	29	42	30	18	8	14	6	93
6/29	DREAM LYNX	29	67	43.3	13	17	76.5	3	14	21.4	7	22	29	17	14	11	14	6	74
		33	65	50.8	12	13	92.3	7	13	53.8	7	28	35	25	17	4	18	4	85
7/1	DREAM FEVER	35	70	50.0	13	14	92.9	4	9	44.4	6	27	33	23	19	6	14	4	87
		30	66	45.5	18	21	85.7	5	14	35.7	6	24	30	20	14	7	15	5	83
7/6	STORM DREAM	36	70	51.4	14	21	66.7	9	20	45.0	7	30	37	23	19	5	13	6	95
		28	73	38.4	20	24	83.3	10	26	38.5	6	24	30	19	19	7	11	2	86
7/8	MERCURY DREAM	27	74	36.5	6	9	66.7	10	31	32.3	9	25	34	17	20	7	16	5	70
		29	71	40.8	13	17	76.5	5	17	29.4	9	34	43	17	20	8	15	10	76
7/11	DREAM MYSTICS	41	68	60.3	13	15	86.7	11	18	61.1	6	21	27	31	19	8	10	8	106
		30	73	41.1	18	20	90.0	11	25	44.0	16	18	34	18	18	5	11	0	89

2018 GAME-BY-GAME COMPARISONS

	TEAM	FG	FGA	FG%	FT	FTA	FT%	3P	3PA	3P%	OR	DR	TOT	A	PF	ST	TO	BS	PT
7/13	FEVER	27	68	39.7	13	17	76.5	7	17	41.2	10	17	27	16	21	8	12	1	74
	DREAM	37	65	56.9	17	24	70.8	7	21	33.3	10	31	41	29	16	6	16	3	98
7/15	MYSTICS	28	70	40.0	15	18	83.3	6	22	27.3	8	30	38	19	25	3	7	4	77
	DREAM	26	73	35.6	24	28	85.7	4	17	23.5	15	27	42	15	17	2	8	4	80
7/17	DREAM	30	65	46.2	21	25	84.0	5	14	35.7	5	32	37	13	14	9	15	6	86
	SUN	34	78	43.6	8	11	72.7	7	20	35.0	12	27	39	18	21	7	12	0	83
7/19	LIBERTY	26	65	40.0	11	15	73.3	5	18	27.8	7	28	35	19	25	9	19	8	68
	DREAM	28	88	31.8	17	25	68.0	9	30	30.0	21	28	49	17	15	10	12	3	82
7/22	STORM	29	71	40.8	7	9	77.8	9	28	32.1	9	26	35	16	18	5	13	3	74
	DREAM	35	71	49.3	15	23	65.2	2	11	18.2	13	28	41	21	16	6	10	3	87
7/24	DREAM	35	71	49.3	7	12	58.3	4	13	30.8	9	29	38	21	15	8	11	2	81
	SPARKS	26	63	41.1	14	15	93.3	5	20	25	7	22	29	13	13	5	12	5	71
7/31	MYSTICS	31	68	45.6	16	16	100.0	8	23	34.8	9	31	40	20	23	6	14	2	86
	DREAM	26	73	35.6	16	22	72.7	3	22	13.6	13	22	35	12	18	9	9	5	71
8/3	SKY	25	65	38.5	20	23	87.0	4	13	30.8	7	25	32	15	19	8	17	8	74
	DREAM	35	78	44.9	13	19	68.4	6	20	30.0	13	26	39	25	20	7	12	10	89
8/5	DREAM	33	70	47.1	8	10	80.0	12	30	40	12	24	36	19	16	8	13	7	86
	LYNX	26	69	37.7	11	15	73.3	3	13	23.1	12	18	30	16	13	7	11	4	66
8/7	ACES	36	74	48.6	22	30	73.3	6	14	42.9	9	25	34	24	17	5	11	1	100
	DREAM	43	80	53.8	14	16	87.5	9	23	39.1	8	21	29	22	20	7	8	14	109
8/9	SPARKS	29	69	42.0	9	14	64.3	6	19	31.6	9	21	30	16	17	13	12	2	73
	DREAM	29	56	51.8	17	23	73.9	4	12	33.3	6	27	33	18	13	7	9	5	79
8/11	WINGS	33	78	42.3	7	11	63.6	9	24	37.5	10	26	36	16	19	7	13	2	82
	DREAM	34	67	50.7	17	22	77.3	7	19	36.8	7	23	30	23	13	10	10	5	92
8/12	DREAM	27	68	39.7	22	30	73.3	10	26	38.5	7	25	32	16	12	11	6	3	86
	LIBERTY	32	66	48.5	11	14	78.6	2	17	11.8	7	35	45	22	23	5	16	1	77
8/17	DREAM	30	71	42.3	24	33	72.7	11	21	52.4	8	21	29	14	22	6	10	5	95
	MERCURY	37	73	50.7	19	24	79.2	11	28	39.3	12	30	42	29	23	7	14	8	104
8/19	DREAM	36	73	49.3	14	20	70.0	7	18	38.9	9	27	36	22	18	6	8	6	93
	ACES	32	81	39.5	13	19	68.4	1	12	8.3	17	25	42	23	20	5	12	3	78
8/26	MYSTICS	28	72	38.9	20	20	100.0	11	26	42.3	9	28	37	15	22	6	4	3	87
	DREAM	31	72	43.1	16	22	72.7	6	21	28.6	9	31	40	11	19	0	8	7	84
8/28	MYSTICS	28	70	40.0	13	16	81.2	6	20	30.0	5	21	26	18	19	8	10	8	75
	DREAM	29	68	42.6	16	23	69.6	4	10	40.0	11	33	44	15	17	3	16	19	78

## 2018 INDIVIDUAL HIGHS

### Dream Highs

#### Points

Angel McCoughtry	at New York - 6/19/18	39
Renee Montgomery	at New York - 8/12/18	30

#### Minutes

Tiffany Hayes	at Seattle - 6/10/18	37:09
Elizabeth Williams	at Las Vegas - 8/19/18	36:40

#### Field Goals Made

Jessica Breland	at Washington - 7/11/18	11
Elizabeth Williams	vs Las Vegas - 8/7/18	11

#### Field Goals Attempted

Angel McCoughtry	at New York - 6/19/18	22
Angel McCoughtry	vs Dallas - 5/26/18	20

#### 3-Point Field Goals Made

Renee Montgomery	at New York - 8/12/18	8
Renee Montgomery	Two Times	7

#### 3-Point Field Goals Attempted

Renee Montgomery	Two Times	13
Renee Montgomery	at New York - 6/19/18	12

#### Free Throws Made

Angel McCoughtry	at New York - 6/19/18	19
Tiffany Hayes	vs Indiana - 6/14/18	11

#### Free Throws Attempted

Angel McCoughtry	at New York - 6/19/18	22
Tiffany Hayes	vs Indiana - 6/14/18	15

#### Rebounds

Angel McCoughtry	at New York - 6/19/18	14
Elizabeth Williams	vs Washington - 8/26/18	14
Jessica Breland	vs Washington - 8/28/18	14

#### Assists

Renee Montgomery	at Las Vegas - 8/19/18	9
Alex Bentley	Two Times	8

#### Steals

Renee Montgomery	at Las Vegas - 8/19/18	5
Renee Montgomery	at Washington - 7/11/18	4

#### Turnovers

Multiple Players	Multiple Times	5
------------------	----------------	---

#### Blocked Shots

Jessica Breland	vs Washington - 8/28/18	7
Elizabeth Williams	vs Phoenix - 7/8/18	6
Elizabeth Williams	vs Dallas - 8/11/18	6

### Opponents Highs

#### Points

Diana Taurasi	at Phoenix - 8/17/18	33
Elena Delle Donne	vs Washington - 8/26/18	32

#### Minutes

Tina Charles	at New York - 8/12/18	40:00
DeWanna Bonner	at Phoenix - 8/17/18	38:56

#### Field Goals Made

Brittney Griner	at Phoenix - 8/17/18	14
Breanna Stewart	vs Seattle - 7/22/18	13

#### Field Goals Attempted

Skylar Diggins-Smith	vs Dallas - 8/11/18	27
Diamond DeShields	at Chicago - 6/27/18	24

#### 3-Point Field Goals Made

Diana Taurasi	vs Phoenix - 7/8/18	5
Victoria Vivians	at Indiana - 6/16/18	5

#### 3-Point Field Goals Attempted

Diana Taurasi	at Phoenix - 8/17/18	13
Diana Taurasi	vs Phoenix - 7/8/18	11

#### Free Throws Made

Diana Taurasi	at Phoenix - 8/17/18	11
Karima Christmas-Kelly	at Dallas - 5/20/18	11

#### Free Throws Attempted

Karima Christmas-Kelly	at Dallas - 5/20/18	14
Skylar Diggins-Smith	vs Dallas - 5/26/18	13

#### Rebounds

Brittney Griner	at Phoenix - 8/17/18	18
Alyssa Thomas	vs Connecticut - 6/5/18	17

#### Assists

Diana Taurasi	at Phoenix - 8/17/18	14
Kelsey Plum	vs Las Vegas - 8/7/18	13

#### Steals

Courtney Vandersloot	vs Chicago - 8/3/18	4
Multiple Players	Multiple Times	3

#### Turnovers

Chiney Ogumike	vs Connecticut - 6/22/18	7
----------------	--------------------------	---

#### Blocked Shots

Brittney Griner	at Phoenix - 8/17/18	7
-----------------	----------------------	---



## 2018 DREAM RECORD BY TEAM

Team	Home	Away	OVR (PCT.)	Team	Home	Away	OVR (PCT.)
Chicago	1-0	1-1	2-1 (.667)	Los Angeles	1-0	1-1	2-1 (.6670)
Connecticut	2-0	1-0	3-0 (1.000)	Minnesota	1-0	1-1	2-1 (.667)
Dallas	1-1	0-1	1-2 (.333)	New York	1-0	1-1	2-1 (.667)
Indiana	2-0	1-1	3-1 (.750)	Phoenix	1-1	0-1	1-2 (.333)
Las Vegas	1-0	2-0	3-0 (1.000)	Seattle	1-1	1-0	2-1 (.667)
				Washington	2-2	1-0	3-2 (.600)

## 2018 DREAM WIN-LOSS MARGIN

Margin	1	2	3	4	5	6	7	8	9	10	11	12	13	14	15	16	17	18	19	20+
Games Won By		1	4	2	3	2			2	2			1	1	2		1	1		2
Games Lost By			1				2	2	2		1		1		1					2

## 2018 DREAM RECORD BY DAY

Day	Home	Away	OVR (PCT.)
Tuesday	2-2	3-1	5-3 (.625)
Wednesday	0-0	2-1	2-1 (.667)
Thursday	3-0	0-0	3-0 (1.000)
Friday	3-1	1-2	4-3 (.571)
Saturday	1-1	1-2	2-2 (.500)
Sunday	4-2	4-1	8-3 (.727)

## 2018 DREAM RECORD BY MONTH

Month	Home	Away	OVR (PCT.)
May	1-1	1-1	2-2 (.500)
June	3-1	2-5	5-6 (.455)
July	5-2	4-0	9-2 (.818)
August	5-1	3-1	8-2 (.800)

## 2018 MISC STATS

	Dream Bench Pts	Dream Largest Deficit	Dream Pts the Paint	Dream 2nd Chance Pts	Dream Fast Break Pts	Dream Pts off TO's	Opp Bench Pts	Opp Largest Deficit	Opp Pts in the Paint	Opp 2nd Chance Pts	Opp Fast Break Pts	Opp Pts off TO's
5/20 @ Dallas	23	25	36	8	12	20	22	9	46	14	9	15
5/23 @ Chicago	29	0	48	18	12	15	24	0	36	12	16	17
5/26 vs Dallas	10	13	30	9	7	10	11	4	20	11	13	19
5/29 vs Minnesota	12	10	28	5	9	12	13	2	20	2	7	18
6/3 vs Phoenix	9	14	32	13	11	18	8	0	22	4	8	16
6/5 vs Connecticut	25	9	26	0	14	13	24	8	34	14	8	10
6/8 @ Las Vegas	17	3	24	13	10	19	36	18	20	17	11	21
6/10 @ Seattle	20	2	40	7	0	12	11	13	38	9	9	15
6/12 @ Los Angeles	15	14	28	13	6	10	20	5	2	6	4	19
6/14 vs Indiana	19	7	24	10	3	9	12	8	22	8	6	13
6/16 @ Indiana	10	34	30	10	11	27	35	8	36	18	14	13
6/19 @ New York	6	16	22	13	6	14	22	0	2	10	10	11
6/22 vs Connecticut	31	13	22	13	2	12	30	15	24	13	14	24
6/27 @ Chicago	27	17	32	6	1	22	25	13	48	7	10	15
6/29 @ Minnesota	42	21	32	6	6	16	27	2	34	9	6	20
7/1 @ Indiana	27	3	42	7	12	10	13	19	34	11	8	16
7/6 vs Seattle	20	21	26	8	2	11	13	7	38	14	21	11
7/8 vs Phoenix	20	0	30	12	13	8	17	23	18	14	4	20
7/11 @ Washington	9	8	44	12	0	15	34	20	24	24	2	11
7/13 vs Indiana	45	10	42	20	6	18	37	28	22	17	5	15
7/15 vs Washington	34	14	28	15	7	6	19	10	18	8	4	12
7/17 @ Connecticut	28	11	44	9	8	22	36	3	38	11	0	12
7/19 vs New York	18	3	34	20	7	21	37	24	34	2	20	10
7/22 vs Seattle	26	6	52	14	9	23	13	20	32	11	5	11
7/24 vs Los Angeles	27	5	38	8	6	11	13	10	30	10	9	13
7/31 vs Washington	18	15	36	18	10	16	22	8	32	6	13	10
8/3 vs Chicago	18	2	34	8	16	22	22	18	24	6	13	15
8/5 vs Minnesota	33	2	22	14	5	13	19	22	26	11	7	19
8/7 vs Las Vegas	39	9	50	14	17	12	28	9	36	15	13	13
8/9 vs Los Angeles	22	6	32	4	16	16	25	8	32	7	4	19
8/11 vs Dallas	14	2	44	11	9	21	28	17	40	13	13	15
8/12 vs New York	5	16	14	10	3	18	34	14	50	6	10	8
8/17 vs Phoenix	32	13	24	10	16	27	5	3	48	11	10	8
8/19 at Las Vegas	21	7	18	8	6	13	31	15	30	15	8	6
8/26 vs Washington	28	15	42	18	9	9	11	0	26	10	4	7
8/28 vs Washington	26	10	40	14	8	11	11	7	26	9	3	16

## DREAM FRONT OFFICE | STAFF DIRECTORY

### OWNERSHIP AND EXECUTIVES

Ownership..... Dream Too LLC (Mary Brock and Kelly Loeffler)  
President ..... Theresa Wenzel  
Vice President of Business & Event Operations..... Cheryl LaFoy  
General Manager ..... Chris Sienko

### BASKETBALL OPERATIONS

Head Coach ..... Nicki Collen  
Assistant Coach..... Mike Petersen  
Assistant Coach..... Darius Taylor  
Athletic Trainer/PT ..... Jessica Cohen  
Director of Scouting & Video Production..... Zach Cooper  
Strength Coach ..... Ashley Alexander  
Coordinator of Basketball Operations ..... Portia Benbow

### BUSINESS OPERATIONS

Director of Digital Media & Marketing..... Dan Goldberger  
Director of Corporate Partnerships..... Bailey Randolph  
Director of Game Operations..... Von Harris  
Director of Finance & Human Resources..... Kelly Lee  
Coordinator of Digital Media & Communications..... Cassidy Allen  
Graphic Designer ..... Lance Bell  
Manager of Corporate Partnership Activations ..... Meghan Brewster  
Human Resources ..... Bryan G. Westfield  
Coordinator of Business Operations ..... Felecia Bridges

### TICKETING

Director of Ticket Sales & Services..... Chris Saunders  
Manager of Ticket Operations..... Travis Watkins  
Senior Account Executive ..... Clorise White  
Account Executive ..... Brittany McKinney  
Account Executive ..... Sheldon Whitfield  
Account Executive ..... Jacqua Williams

### BROADCAST AND MEDIA

TV Play-by-Play..... Bob Rathbun  
TV Analyst ..... LaChina Robinson  
Sideline..... Tabitha Turner  
Team Photographer ..... Scott Cunningham





## NICKI COLLEN

Head Coach

Career Regular Season Record in WNBA:	23-12
Career Postseason Record in WNBA:	1-1
Career Regular Season Record in Atlanta:	23-12

Nicki Colleen was named head coach of the Atlanta Dream on October 30, 2017.

Earning her first head coaching position, Colleen came to the Dream after pair of successful seasons as an assistant coach for the Connecticut Sun. Working for 2017 WNBA Coach of the Year Curt Miller, Colleen helped the Sun compile an impressive 21-13 record and finished with the fourth-best regular season record in the WNBA, earning the franchise's first postseason appearance since 2012. Connecticut, who lost former No. 1 pick Chiney Ogwumike to injury prior to the 2017 season, improve

on a 14-20 record in 2016.

Prior to moving to Connecticut, Colleen served under head coach Karl Smesko at Florida Gulf Coast. Joining the staff in July of 2014, Colleen helped guide the Eagles to consecutive 30-win seasons. The 2015-16 team completed a 33-6 campaign with a trip to the WNIT Championship game, where it was edged by South Dakota on April 2nd. The 2014-15 Eagles were 31-3 with a 26-game winning streak and an undefeated record in the Atlantic Sun Conference. That team also made history with its first Division I national ranking and its first NCAA Tournament victory, a 75-67 win over 10th-seeded Oklahoma State.

Before moving to FGCU, Colleen enjoyed great success as an assistant coach at Arkansas, Louisville, Ball State and Colorado State. During her nine seasons as an assistant coach at the collegiate level, Colleen helped teams reach three NCAA tournaments and five WNITs.

Colleen played one year of professional basketball with the BCM Alexandros team in Greece.

As a player at Purdue, Colleen was a member of Big 10 championship teams that advanced to the Final Four in 1994 and the Elite Eight in 1995. Colleen transferred to Marquette as a junior, competing in two more NCAA tournaments while also securing a Bachelor of Science degree in Mechanical Engineering.

Colleen and her husband Tom have three children, Connor, Reese and Logan.

### Colleen Files

Name: Nicole Colleen  
Birthday: May 13, 1975







## Mike Petersen

Assistant Coach

Mike Petersen is entering his first season as the Atlanta Dream assistant coach. Prior to landing his position with the Atlanta Dream, Petersen was a former women's basketball head coach at North Texas, Wake Forest, Gonzaga, New Mexico State and TCU and the men's basketball associate head coach at Minnesota.

At Wake Forest, Petersen won 125 games which made him the program's all-time winningest coach.

Before college coaching, he had a successful college career of his own. He began his college career at the College of the Redwoods in Eureka, California. After two seasons, he transferred to Northwest Christian College, an NAIA school in Eugene, Oregon. He was inducted into the Northwest Christian College inaugural athletics Hall of Fame in 2007.

Petersen and his wife, Patty, have two sons, Riley and Jake.



## Darius Taylor

Assistant Coach

Darius Taylor is entering his first year as an assistant coach for the Atlanta Dream.

Prior to coming to Atlanta, Taylor served as the assistant coach at South Carolina for five seasons. He coached back-to-back SEC Freshman of the Years in Alaina Coates (2013-14) and A'ja Wilson (2014-15). In his final season with the Gamecocks, the team finished the season ranked number 3 overall which was the highest final ranking in program history. That year they won their first SEC Tournament and reached the Final Four for the first time in program history.

Prior to joining the USC staff, he was the manager of community and player programs for the NBA Developmental League (NBADL). He worked with the NBADL for two years promoting personal, professional and social development in the league's players. He devised a comprehensive program that educated players about nutritional health, money management and career development.

Before the NBADL, Taylor spent four seasons with Staley's staff at Temple, helping the Owls to consecutive Atlantic 10 Tournament titles and four NCAA Tournament appearances.

Taylor also has two years of experience with USA Basketball, serving as its assistant director of competitive programs. He started his coaching career as a team leader at the Chicago Bulls Basketball Schools while at the same time serving as an intern at the Big Ten Conference working with marketing and merchandising programs.

A four-year basketball letter winner at the University of Michigan, Taylor was a Big Ten Academic All-American en route to his bachelor of arts in sport management and communications (2000).

Taylor married the former Joni Crenshaw in 2015 and the couple welcomed their first child, Jacie Elise, in 2016.



## Jessica Cohen

Athletics Trainer/PT

Jessica Cohen, PT, DPT, MAT, ATC is entering her first season with the Atlanta Dream. She comes to Atlanta via Chicago where she recently graduated from Northwestern University with a doctorate in physical therapy. She has been practicing athletic training for six years. Before joining the Atlanta Dream in 2017, she spent five years working with the Chicago Sky and the Connecticut Sun.

Jessica was a member of the Vanderbilt University Women's Swim Team. She worked with women's basketball, softball, and football while completing her Master's Degree at the University of Arkansas.

Jessica treats all orthopedic sports-based injuries specializing in knee, ankle, and shoulder injury. She enjoys working with athletes to safely and effectively return athletes to play as fast as possible. Jessica is passionate about injury prevention in an athletic setting. She received her performance specialist certification from EXOS and is committed to integrating injury prevention and rehab into the athlete's typical workouts.



## Portia Benbow

Coordinator of Basketball Operations

Portia Benbow is returning to the Dream after spending three seasons as Director of Basketball Operations for Georgia State's Women's Basketball team. A former college athlete, she played at Armstrong Atlantic State University where she received a B.S. in Psychology. She then went on to receive a M.A. in Clinical Psychology at the University of Indianapolis and later earned her M.S. in Sports Administration from Georgia State.

Benbow started with the Dream in 2013 as a member of the game day staff for Game Operations for four seasons. Prior to working with the Dream, she was the graduate assistant for the University of Indianapolis women's basketball team from 2011-12. Later she served as a graduate assistant for ticket operations and student-athlete development at Georgia State from 2012-14.

Prior to playing basketball at Armstrong Atlantic State University, she served as the women's basketball student manager at Georgia Tech for one year. In addition to working with the Dream, Benbow currently works part-time for the Atlanta Hawks in their Basketball Program department.



## Ashley Alexander

Strength Coach

Ashley Alexander is a New Orleans Native who has been in the field of Strength and Conditioning/Sports Performance for 8 years. She specializes in differentiating training programs to accommodate the needs of athletes at varying skill levels.

Her passion for the development of athletes started early in her Collegiate career at the University of New Orleans. During her tenure at UNO, Ashley was a dedicated member of the Women's basketball team. Out of her personal desire to learn more about the field of strength and conditioning, Ashley took the initiative to intern under UNO's Strength and Conditioning Coach. During this time, Ashley maintained the development of tennis athletes, women's and men's basketball athletes, and football athletes at the University.

Upon graduating with a BS in Human Anatomy and Development, she went on to pursue a Masters degree in exercise and Sports Science at Life University in Marietta Georgia.

While at Life, Ashley was afforded the opportunity to work closely with three of Ga Tech's top women's teams, including women's basketball, women's volleyball, and women's tennis. She interned at GA Tech for 3 plus years, gaining substantial knowledge and refining skills that have molded her practice and shaped her personal mission.

Ashley currently works at Discovery High School in Gwinnett as the Strength and Conditioning Coach for all women's Sports and also serves as the school's Sports Medicine instructor. Once under her leadership, Ashley takes pride in ensuring that her athletes progressively develop and reach their full potential as individuals and as members of a collective team.



## Zach Cooper

Director of Scouting & Video Production

Cooper came to Atlanta after spending the last year as the Video Coordinator for the University of Tulsa. Prior to his stint with the Golden Hurricane he spent three seasons at the University of Houston (2014-17) and the Portland Trail Blazers coaching staff during their mini camp in the summer of 2016. Before his time at Houston, Cooper spent two seasons (2012-14) as a Graduate Assistant for the University of Arkansas Women's Basketball program working for current Dream Head Coach Nicki Collen. In those roles, he worked closely with the coaching staffs to create scouting reports of various opponents, and provide advanced analytical data on player tendencies.

Before his stints in coaching, Cooper was a four-year letterwinner forward at Central College in Iowa from 2006-2010. While a student-athlete at Central College, Cooper also served as an intern within the athletic department.

A native of Johnston, Iowa, Cooper graduated from Central College in May of 2010 with a bachelor's degree in marketing before earning his master's education from the University of Arkansas in May of 2014.

Cooper is the son of Mark and Judi Cooper. He has one younger brother, Owen, who currently is a football coach at DII powerhouse Northwest Missouri State.

## 2018 ATLANTA DREAM BASKETBALL ROSTER

No	Player	Pos	Ht.	Wt.	DOB	Exp	College	Twitter
20	Alex Bentley	G	5-7	152	10/27/90	5	Penn State	N/A
25	Monique Billings	F	6-4	176	5/2/96	R	UCLA	@moniquebillings
51	Jessica Breland	F	6-3	164	2/23/88	6	North Carolina	@JayBreland
12	Damiris Dantas	F	6-3	208	11/17/92	3	Brazil	@damirisdantas
11	Blake Dietrick	G	5-10	157	7/19/93	1	Princeton	N/A
2	Adaora Elonu	F	6-1	165	4/28/90	R	Texas A&M	N/A
15	Tiffany Hayes	G	5-10	155	9/20/89	6	Connecticut	@tiphayes
35	Angel McCoughtry	F/G	6-1	160	9/10/86	8	Louisville	@Angel_35
34	Imani McGee-Stafford	C	6-7	200	10/11/94	2	Texas	@ImaniTrishawn_
21	Renee Montgomery	G	5-7	141	12/2/86	9	Connecticut	@Da20one
3	Alexis Prince	G	6-2	188	2/5/94	1	Baylor	@APrince_BU
7	Brittney Sykes	G	5-9	155	2/7/94	1	Syracuse	@Skykes_20
1	Elizabeth Williams	C/F	6-3	199	6/23/93	3	Duke	@E_Williams_1

### Head Coach

Nicki Collen (Marquette)

### Assistant Coaches

Darius Taylor (Michigan)

Mike Petersen (Northwest Christian)

### Director of Sports Medicine/Head Athletic Trainer

Jessica Cohen (Northwestern)

### Director of Scouting & Video Production

Zach Cooper (Central College)

### Coordinator of Basketball Operations

Portia Benbow (Armstrong State)

### Pronunciation Guide

Damiris Dantas (deh-mer-is DAN-Tas)

Angel McCoughtry (mc-CAW-tree)

Blake Dietrick (D-Trick)

Adaora Elonu (ud-DOOR-uh eh-LAWN-ew)

### How The Team Was Built

#### Through the Draft:

Angel McCoughtry, 1st overall pick, 2009

Tiffany Hayes, 14th overall pick, 2012

Brittney Sykes, 7th overall pick, 2017

Monique Billings, 15th overall pick, 2018

#### Via Trade:

Alex Bentley from Connecticut, 7/9/2018

Damiris Dantas From Minnesota, 6/2015

Elizabeth Williams From Connecticut, 2015

Imani Boyette From Chicago, 7/31/2017

#### Via Free Agency:

Renee Montgomery, 2/1/2018

Jessica Breland, 2/2/2018

Blake Dietrick, 3/9/2018

Alexis Prince, 7/4/2018





## #20 Alex Bentley

**Guard 5-7 152 10/27/90 5 Penn State**

**WNBA TRANSACTIONS:** Traded to the Dream for Layshia Clarendon on July 9, 2018...Traded to Connecticut from Atlanta on May 12, 2014...Drafted by Dream 13th overall in 2013 WNBA Draft.

**2018 WNBA Season:** Scored a playoff-best 22 points against Washington (8/28)...Led the Dream in scoring with 19 points against Washington (8/26)...Came off the bench and scored 12 points against Las Vegas (8/19)...Hit a career-high six three-pointers behind 24 points against Phoenix (8/17)...Came off the bench and scored 13 points and dished out eight assists against Los Angeles (8/9)...Scored a season-high 22 points and dished out eight assists against Las Vegas (8/7)...Came off the bench and scored 19 points against Minnesota (8/5)...Scored 11 points and dished out seven assists off the bench

in win over Chicago (8/3)...Came off the bench and scored nine points against Seattle (7/22)...Scored 10 points and dished out three assists against Indiana (7/13)...Finished with two points and six assists in first game for the Dream at Washington (7/11)...Recorded 15 points in 28 minutes in win over Washington (6/3)...Scored 20 points in win over Chicago (6/1).

## Bentley 2018 Game-By-Game

	Date	Opp	GS	MP	FGM-A	3PM-A	FTM-A	OREB	DREB	REB	AST	PF	STL	TO	BS	PTS
With Connecticut	5/20	Las Vegas		23	7-15	3-4	1-1	1	0	1	5	1	3	0	0	18
	5/24	Los Angeles		22	2-4	1-2	4-4	0	1	1	2	3	1	3	0	9
	5/26	Indiana		19	3-8	0-3	3-3	0	0	0	0	2	0	1	0	9
	6/1	Chicago		24	8-11	2-4	2-2	2	1	3	4	5	2	2	1	20
	6/3	Washington		28	6-12	2-6	1-2	2	1	3	1	0	1	4	0	15
	6/5	Atlanta		22	5-15	2-10	0-0	0	1	1	5	1	1	1	1	12
	6/7	New York		9	2-7	1-4	0-0	0	0	0	1	1	1	0	0	5
	6/9	Minnesota		15	2-8	0-2	2-2	0	0	0	3	3	1	1	0	6
	6/13	Washington		19	0-9	0-5	1-1	1	3	4	1	2	0	0	0	1
	6/15	Seattle		11	0-6	0-2	0-0	0	0	0	0	0	1	2	0	0
	6/16	Phoenix		18	2-7	0-2	1-1	0	0	0	2	3	0	2	0	5
	6/22	Atlanta		21	7-12	3-5	1-2	0	1	1	4	4	3	5	0	18
	6/24	Indiana		23	1-8	0-2	3-4	0	1	1	6	3	5	1	0	5
	6/26	Washington		26	6-10	1-2	0-0	1	2	3	6	4	0	1	0	13
	6/27	Indiana		24	4-7	0-2	1-1	1	0	1	4	3	1	0	0	9
	7/1	Seattle		25	6-12	1-4	2-4	1	2	3	4	2	2	4	0	15
	7/3	Los Angeles		25	4-7	2-2	0-0	0	0	0	4	4	1	2	0	10
	7/5	Phoenix		29	3-12	1-3	3-3	0	3	3	3	2	2	1	0	10
	7/7	Las Vegas		28	4-12	2-5	0-0	1	1	2	6	1	0	1	0	10
2018 Playoffs	7/11	Washington		11	1-2	0-1	0-0	1	1	1	6	2	0	0	0	2
	7/13	Indiana		24	4-11	2-6	0-0	0	0	0	3	2	1	3	0	10
	7/15	Washington		16	1-7	0-3	0-0	0	1	1	4	1	0	1	0	2
	7/17	Connecticut		15	0-6	0-2	0-0	0	0	0	1	1	1	1	0	0
	7/19	New York		19	1-11	0-3	4-5	0	2	2	1	2	3	1	1	6
	7/22	Seattle		24	4-10	1-2	0-0	0	0	0	0	3	0	0	0	9
	7/24	Los Angeles		14	2-9	0-3	0-0	0	1	1	2	1	0	2	0	4
	7/31	Washington		16	0-5	0-2	0-0	0	0	0	0	1	1	2	0	0
	8/3	Chicago		22	5-11	1-4	0-4	0	2	2	7	4	1	0	0	11
	8/5	Minnesota		23	8-13	3-7	0-0	0	1	1	2	3	2	3	0	19
	8/7	Las Vegas		28	10-17	2-5	0-0	0	2	2	8	1	2	0	0	22
	8/9	Los Angeles		24	5-9	1-2	2-2	0	3	3	8	2	1	3	0	13
	8/11	Dallas		22	1-3	0-0	0-0	0	3	3	1	2	1	3	0	2
	8/12	New York		19	1-8	0-5	1-2	0	1	1	1	1	1	2	0	3
	8/17	Phoenix		29	8-14	6-8	2-4	0	3	3	6	4	1	4	0	24
	8/19	Las Vegas		25	5-13	2-6	0-0	0	4	4	4	2	0	1	0	12
	8/26	Washington		26	7-15	3-5	2-2	0	3	3	2	4	0	2	0	19
	8/28	Washington		23	8-14	2-3	4-6	0	1	1	2	3	1	5	0	22

## Alex Bentley Career/Playoff Statistics

### Career Averages

Season	Team	G	GS	MPG	FG%	3P%	FT%	OREB	DREB	RPG	APG	SPG	BPG	TO	PF	PPG
2013	ATL	34	10	22.1	39.8	32.9	71.1	0.3	1.1	1.4	2.8	1.0	0.0	1.1	2.3	8.3
2014	CON	34	30	25.6	43.3	32.3	75.5	0.2	1.5	1.7	3.7	1.2	0.0	2.0	2.7	12.2
2015	CON	25	25	30.0	40.9	33.6	83.0	0.0	1.9	2.0	2.0	1.9	0.2	1.1	2.6	14.7
2016	CON	34	34	28.8	38.5	28.6	78.5	0.3	1.6	1.9	2.5	0.8	0.0	1.4	2.5	12.9
2017	CON	31	9	23.7	38.0	27.8	80.9	0.1	1.3	1.5	2.9	0.8	0.1	0.8	2.2	8.4
2018	TOT	35	0	21.3	38.7	30.7	72.3	0.3	1.2	1.5	3.3	1.1	0.0	1.6	2.2	9.4
Career		193	108	25.0	40.0	30.8	77.3	0.2	1.4	1.6	2.9	1.2	0.1	1.4	2.4	10.8

### Career Playoff Averages

Season	Team	G	GS	MPG	FG%	3P%	FT%	OREB	DREB	RPG	APG	SPG	BPG	TO	PF	PPG
2013	ATL	8	0	17.6	27.9	19.0	88.9	0.5	1.1	1.6	2.0	1.1	0.2	0.8	2.5	5.8
2017	CON	1	0	23.8	50.0	0.0	50.0	0.0	1.0	1.0	2.0	1.0	0.0	0.0	1.0	5.0
2018	ATL	2	0	24.4	51.7	62.5	75.0	0.0	2.0	2.0	2.0	0.5	0.0	3.5	3.5	20.5
Career		11	0	22.3	32.9	25.9	84.6	0.5	1.7	1.9	2.0	1.1	0.2	1.4	2.5	9.9

## Bentley Playoff Game-By-Game

### Playoff Game-By-Game

#### 2018 Playoffs

Date	Opponent	Result	Min.	FG-FGA	3FG-3A	FT-FTA	OR	DR	TR	A	ST	BS	TO	PF	PTS
8/26/18	ATL vs WAS	L	26	7-15	3-5	2-2	0	3	3	2	4	0	2	0	19
8/28/18	ATL vs. WAS	W	23	8 - 14	2 - 3	4 - 6	0	1	1	2	1	0	5	3	22

#### 2017 Playoffs

Date	Opponent	Result	Min.	FG-FGA	3FG-3A	FT-FTA	OR	DR	TR	A	ST	BS	TO	PF	PTS
9/10/17	CON vs PHO	L	24	2 - 4	0 - 1	1 - 2	0	1	1	2	1	0	0	1	5

#### 2013 Playoffs

Date	Opponent	Result	Min.	FG-FGA	3FG-3A	FT-FTA	OR	DR	TR	A	ST	BS	TO	PF	PTS
9/19/13	ATL vs WAS	L	17	1 - 8	0 - 3	0 - 0	0	1	1	2	2	0	1	1	2
9/21/13	ATL at WAS	W	8	0 - 2	0 - 0	0 - 0	0	0	0	0	1	0	0	4	0
9/23/13	ATL vs WAS	W	11	1 - 3	0 - 1	3 - 3	0	2	2	2	1	0	0	1	5
9/26/13	ATL vs IND	W	23	2 - 6	0 - 3	2 - 2	0	0	0	4	0	0	0	1	6
9/29/13	ATL at IND	W	18	1 - 8	0 - 2	2 - 2	2	5	7	1	0	2	0	3	4
10/6/13	ATL at MIN	L	19	2 - 9	0 - 4	0 - 1	1	0	1	0	1	0	1	0	4
10/8/13	ATL at MIN	L	18	3 - 10	1 - 3	0 - 0	0	1	1	1	1	0	2	5	7

## Bentley Season/Career/Playoff Highs

	2018 Season	Career	Playoffs
Points	22 (Las Vegas, 8/7/18)	31 (Two Times)	22 (vs Washington, 8/28/18)
Field Goals Made	10 (Las Vegas, 8/7/18)	12 (Two Times)	8 (vs Washington, 8/28/18)
Field Goals Att.	17 (Las Vegas, 8/7/18)	24 (Chicago, 7/12/15)	15 (vs Washington, 8/26/18)
Free Throws Made	4 (Two Times)	7 (San Antonio, 8/7/14)	4 (vs Washington, 8/28/18)
Free Throws Att.	5 (New York, 7/19/18)	8 (San Antonio, 8/7/14)	6 (vs Washington, 8/28/18)
3PT Made	3 (Three Times)	5 (Minnesota, 7/7/16)	3 (Two Times)
3PT Att.	10 (Atlanta, 6/5/18)	10 (Two Times)	5 (vs Washington, 8/26/18)
Offensive Reb.	2 (Two Times)	2 (Five Times)	2 (Two Times)
Defensive Reb.	3 (Four Times)	6 (Phoenix, 6/19/15)	5 (at Indiana, 9/29/13)
Total Reb.	4 (Washington, 6/13/18)	6 (Three Times)	7 (at Indiana, 9/29/13)
Assists	8 (Two Times)	11 (Los Angeles, 9/21/13)	6 (vs Minnesota, 10/10/13)
Blocks	1 (Three Times)	2 (Chicago)	2 (at Indiana, 9/29/13)
Steals	5 (Indiana, 6/24/18)	6 (Atlanta, 6/14/15)	3 (vs Minnesota, 10/10/13)
Minutes	29 (Phoenix, 7/5/18)	48 (Washington, 6/14/16)	26 (vs Washington, 8/26/18)
Double-Doubles	N/A	N/A	N/A



## #25 Monique Billings

**Forward 6-4 176 5/2/96 R UCLA**

**WNBA TRANSACTIONS:** Drafted by the Dream in the 2nd Round of the 2018 WNBA Draft.

**2018 Season:** Came off the bench and scored nine points in first playoff game against Washington (8/26)...Scored six points and shot four-for-four from the free throw line against Las Vegas (8/19)...Shot three-for-four from the free throw line against Phoenix (8/17)...Grabbed six rebounds for the third time this season against Los Angeles (8/9)...Came off the bench and scored seven points against Washington (7/31)...Scored eight points and grabbed six boards in win over Los Angeles (7/24)...

Came off the bench and scored eight points in 12 minutes against Seattle (7/22)...Scored 10 points off the bench in win over Washington (7/15)...Dished out a season-high two assists against Seattle (7/6)...Grabbed a career-high six rebounds against Indiana (7/1)...Scored seven points in ten minutes of play against Connecticut (6/22)...Played nine minutes and grabbed five rebounds at Las Vegas (6/8)...Scored first career points off the bench with eight points in four minutes at Chicago (5/23)....Played 10 minutes in first career WNBA game at Dallas (5/20).

### Billings 2018 Game-By-Game

Date	Opp	GS	MP	FGM-A	3PM-A	FTM-A	OREB	DREB	REB	AST	PF	STL	TO	BS	PTS
5/20	Dallas		10	0-1	0-0	0-0	1	1	2	0	1	0	0	0	0
5/23	Chicago		4	4-4	0-0	0-0	1	0	1	1	1	0	0	0	8
5/26	Dallas		15	0-2	0-0	0-0	0	1	1	1	1	0	0	0	0
5/29	Minnesota		7	0-0	0-0	0-0	0	0	0	0	1	0	1	0	0
6/3	Phoenix		-	0-0	0-0	0-0	0	0	0	0	0	0	0	0	0
6/5	Connecticut		-	0-0	0-0	0-0	0	0	0	0	0	0	0	0	0
6/8	Las Vegas		9	0-1	0-0	0-0	2	3	5	0	0	0	0	0	0
6/10	Seattle		2	0-0	0-0	0-0	0	0	0	0	0	0	0	0	0
6/12	Los Angeles		11	1-4	0-0	0-0	2	1	3	1	1	1	1	0	2
6/14	Indiana		8	2-2	0-0	0-0	2	0	2	0	0	0	1	0	4
6/16	Indiana		7	2-4	0-0	0-0	1	1	2	0	3	0	1	0	4
6/19	New York		3	0-0	0-0	0-0	1	2	3	0	0	0	0	0	0
6/22	Connecticut		10	3-5	0-0	1-1	2	2	4	0	1	0	0	0	7
6/27	Chicago		5	0-1	0-0	0-2	0	1	1	0	0	0	0	0	0
6/29	Minnesota		17	1-2	0-0	2-2	1	2	3	0	4	1	1	0	4
7/1	Indiana		13	1-3	0-0	0-0	2	4	6	1	2	0	1	0	2
7/6	Seattle		13	1-3	0-0	2-2	2	2	4	2	3	1	2	0	4
7/8	Phoenix		13	1-3	0-0	1-2	0	1	1	0	0	0	2	0	3
7/11	Washington		8	1-5	0-0	0-0	0	1	1	0	1	1	1	0	2
7/13	Indiana		18	1-3	0-0	0-0	2	2	4	0	4	0	1	0	2
7/15	Washington		14	4-5	0-0	2-3	2	3	5	1	0	0	0	0	10
7/17	Connecticut		12	1-3	0-0	2-2	0	2	2	0	0	1	0	1	4
7/19	New York		14	1-5	0-0	1-2	3	2	5	0	3	0	1	0	3
7/22	Seattle		12	3-5	0-0	2-2	2	2	4	1	1	2	0	0	8
7/24	Los Angeles		18	4-6	0-0	0-0	1	5	6	2	1	1	0	0	8
7/31	Washington		18	3-5	0-0	1-2	1	2	3	1	3	1	1	0	7
8/3	Chicago		9	0-2	0-0	2-2	0	0	0	0	1	0	0	0	2
8/5	Minnesota		7	1-1	0-0	0-0	2	1	3	0	0	0	0	0	2
8/7	Las Vegas		17	1-2	0-0	1-2	2	0	2	0	2	1	0	0	3
8/9	Los Angeles		18	2-5	0-0	0-0	2	4	6	1	0	2	0	0	4
8/11	Dallas		10	1-5	0-0	0-0	0	1	1	0	0	0	0	0	2
8/12	New York		5	0-0	0-0	0-0	0	0	0	0	0	0	0	0	0
8/17	Phoenix		16	1-1	0-0	3-4	2	3	5	0	1	1	0	0	5
8/19	Las Vegas		13	1-5	0-0	4-4	1	2	3	1	2	0	0	0	6
8/26	Washington		18	3-7	0-0	3-4	3	2	5	1	3	0	1	1	9
8/28	Washington		6	0-1	0-0	0-2	0	1	1	0	2	0	0	0	0

2018 Playoffs

## Monique Billings Career/Playoff Statistics

### Career Averages

Season	Team	G	GS	MPG	FG%	3P%	FT%	OREB	DREB	RPG	APG	SPG	BPG	TO	PF	PPG
2018	ATL	32	0	11.0	44.1	0.0	75.0	1.2	1.6	2.8	0.4	0.4	0.0	0.4	1.2	3.3
Career		32	0	11.0	44.1	0.0	75.0	1.2	1.6	2.8	0.4	0.4	0.0	0.4	1.2	3.3

### Career Playoff Averages

Season	Team	G	GS	MPG	FG%	3P%	FT%	OREB	DREB	RPG	APG	SPG	BPG	TO	PF	PPG
2018	ATL	2	0	12.0	37.5	0.0	50.0	1.5	1.5	3.0	0.5	0.0	0.5	0.5	2.5	4.5
Career		2	0	12.0	37.5	0.0	50.0	1.5	1.5	3.0	0.5	0.0	0.5	0.5	2.5	4.5

## Billings Season/Career/Playoff Highs

### Playoff Game-By-Game

#### 2018 Playoffs

Date	Opponent	Result	Min.	FG-FGA	3FG-3A	FT-FTA	OR	DR	TR	A	ST	BS	TO	PF	PTS
8/26/18	ATL vs WAS	L	18	3 - 7	0 - 0	3 - 4	3	2	5	1	0	1	1	3	9
8/28/18	ATL vs. WAS	W	6	0 - 1	0 - 0	0 - 2	0	1	1	0	0	0	0	2	0

### 2018 Season

Points	10 (Washington, 7/15/18)
Field Goals Made	4 (Three Times)
Field Goals Att.	6 (Los Angeles, 7/24/18)
Free Throws Made	2 (Six Times)
Free Throws Att.	3 (Washington, 7/15/18)
3PT Made	N/A
3PT Att.	N/A
Offensive Reb.	3 (New York, 7/19/18)
Defensive Reb.	5 (Los Angeles, 7/24/18)
Total Reb.	6 (Three Times)
Assists	2 (Two Times)
Blocks	1 (Connecticut, 7/17/18)
Steals	2 (Two Times)
Minutes	18 (Two Times)
Double-Doubles	N/A

### Career

Points	10 (Washington, 7/15/18)
Field Goals Made	4 (Three Times)
Field Goals Att.	7 (vs Washington, 8/26/18)
Free Throws Made	4 (vs Las Vegas, 8/19/18)
Free Throws Att.	4 (Three Times)
3PT Made	N/A
3PT Att.	N/A
Offensive Reb.	3 (Two Times)
Defensive Reb.	5 (Los Angeles, 7/24/18)
Total Reb.	6 (Three Times)
Assists	2 (Two Times)
Blocks	1 (Two Times)
Steals	2 (Seattle, 7/22/18)
Minutes	18 (Three Times)
Double-Doubles	N/A

### Playoffs

Points	9 (vs Washington, 8/26/18)
Field Goals Made	3 (vs Washington, 8/26/18)
Field Goals Att.	7 (vs Washington, 8/26/18)
Free Throws Made	3 (vs Washington, 8/26/18)
Free Throws Att.	4 (vs Washington, 8/26/18)
3PT Made	N/A
3PT Att.	N/A
Offensive Reb.	3 (vs Washington, 8/26/18)
Defensive Reb.	2 (vs Washington, 8/26/18)
Total Reb.	5 (vs Washington, 8/26/18)
Assists	1 (vs Washington, 8/26/18)
Blocks	1 (vs Washington, 8/26/18)
Steals	N/A
Minutes	18 (vs Washington, 8/26/18)
Double-Doubles	N/A







## #51 Jessica Breland

Forward

6-3

164

2/23/88

6

North Carolina

**WNBA TRANSACTIONS:** Signed as a free agent with Atlanta Dream on Feb. 2, 2018.

**WNBA TRANSACTIONS:** Recorded a franchise record seven blocks, behind 10 points and 14 rebounds against Washington (8/28)... Blocked a playoff-best four shots against Washington (8/26)...Scored 16 points in 20 minutes of action against Las Vegas (8/19)...Finished with 16 points against New York (8/12)...Scored 13 points and grabbed seven boards against Dallas (8/11)...Led the Dream in scoring with 19 points and grabbed nine boards against Los Angeles (8/9)...Grabbed 11 boards and blocked five shots against Las Vegas (8/7)...Finished with 13 points and nine boards in win over Chicago (8/3)...Recorded second double-double of season behind 11 points and 10 boards in win over Washington (7/15)...Scored 10 points and grabbed eight boards against Indiana (7/13)...Huge game at Washington (7/11) with 23 points, 10 rebounds, seven assists and four blocks...Finished with 12 rebounds and five points in win over Phoenix (7/8)...Grabbed 10 rebounds against Minnesota (6/29)...Tied career-high with 12 defensive rebounds and grabbed 13 total in win over Indiana (6/14)...Scored a season-high 14 points against Los Angeles (6/12)...Grabbed a season-high 13 boards against Seattle (6/10)...Grabbed 10 rebounds for the third game this season against Phoenix (6/3)...Shot 50 percent from the field against Minnesota (5/29)...Grabbed 10 rebounds for second game in a row against Dallas (5/26)...Grabbed 10 rebounds at Chicago (5/23)...Scored 11 points and grabbed six rebounds in first game as a member of the Dream at Dallas (5/20).

### Breland 2018 Game-By-Game

Date	Opp	GS	MP	FGM-A	3PM-A	FTM-A	OREB	DREB	REB	AST	PF	STL	TO	BS	PTS
5/20	Dallas	x	23	5-14	0-0	1-2	3	3	6	2	4	1	0	1	11
5/23	Chicago	x	26	2-8	0-0	0-0	2	8	10	2	1	3	2	3	4
5/26	Dallas	x	26	1-7	0-0	2-2	5	5	10	1	2	2	1	3	4
5/29	Minnesota	x	33	4-8	0-0	0-0	0	7	7	3	1	3	2	2	8
6/3	Phoenix	x	32	4-14	0-0	0-0	3	7	10	2	4	1	1	1	8
6/5	Connecticut	x	32	3-10	0-0	2-2	1	8	9	2	1	2	1	0	8
6/8	Las Vegas	x	26	3-9	0-0	2-2	1	8	9	3	5	0	4	2	8
6/10	Seattle	x	34	3-9	0-0	0-0	6	7	13	2	3	3	4	2	6
6/12	Los Angeles	x	26	7-13	0-0	0-0	0	6	6	2	1	1	2	0	14
6/14	Indiana	x	32	3-10	0-0	0-3	1	12	13	3	2	0	3	1	6
6/16	Indiana	x	27	3-7	0-0	2-2	2	3	5	3	1	0	2	2	8
6/19	New York	x	31	2-7	0-0	2-3	2	7	9	0	2	0	3	2	6
6/22	Connecticut	x	21	1-3	0-0	0-0	0	0	0	2	3	0	1	4	2
6/27	Chicago	x	20	1-6	0-0	0-0	1	6	7	2	3	0	1	0	2
6/29	Minnesota	x	23	2-5	0-0	1-2	1	9	10	0	1	0	0	4	5
7/1	Indiana	x	27	1-6	0-0	0-0	1	3	4	3	1	1	3	1	2
7/6	Seattle	x	20	1-1	0-0	0-0	0	4	4	3	5	3	1	1	2
7/8	Phoenix	x	25	2-6	0-0	1-2	2	10	12	1	4	1	2	2	5
7/11	Washington	x	32	11-16	0-0	1-1	3	7	10	7	4	0	1	4	23
7/13	Indiana	x	20	5-7	0-0	0-0	0	8	8	1	1	0	1	2	10
7/15	Washington	x	26	4-14	0-0	3-4	5	5	10	1	1	1	0	2	11
7/17	Connecticut	x	32	3-8	0-0	1-2	1	10	11	4	5	1	2	3	7
7/19	New York	x	26	3-9	0-0	2-2	1	11	12	1	1	2	0	1	8
7/22	Seattle	x	29	3-8	0-0	2-2	2	6	8	4	3	3	3	0	8
7/24	Los Angeles	x	22	3-8	0-0	0-0	0	4	4	2	3	0	2	2	6
7/31	Washington	x	25	1-6	0-0	0-0	2	1	3	1	3	0	0	3	2
8/3	Chicago	x	28	5-9	0-0	3-4	3	6	9	2	1	1	3	2	13
8/5	Minnesota	x	22	3-6	0-0	0-0	1	6	7	0	0	1	2	2	6
8/7	Las Vegas	x	20	3-7	0-0	0-0	1	10	11	2	4	1	0	5	6
8/9	Los Angeles	x	27	8-11	0-0	3-3	3	6	9	0	1	1	5	3	19
8/11	Dallas	x	31	5-8	0-0	3-4	3	4	7	4	3	3	2	0	13
8/12	New York	x	32	8-14	0-0	0-0	2	4	6	1	3	3	2	1	16
8/17	Phoenix	x	24	3-5	0-0	2-2	0	4	4	2	3	0	1	2	8
8/19	Las Vegas	x	20	8-11	0-0	0-0	0	6	6	0	6	1	1	2	16
8/26	Washington	x	28	2-8	0-1	2-2	0	9	9	2	4	0	1	4	6
8/28	Washington	x	34	4-13	0-0	2-2	4	10	14	2	2	0	2	7	10

2018 Playoffs

# Jessica Breland Career/Playoff Statistics

## Career Averages

Season	Team	G	GS	MPG	FG%	3P%	FT%	OREB	DREB	RPG	APG	SPG	BPG	TO	PF	PPG
2011	TOT	13	0	5.8	39.1	0.0	100	0.2	0.8	1.1	0.3	0.1	0.5	0.2	0.7	1.5
2013	IND	30	2	14.6	43.9	0.0	74.1	1.7	2.4	4.0	0.6	0.5	1.0	1.1	1.3	5.3
2014	CHI	32	32	26.5	46.1	0.0	75.9	2.0	4.9	6.8	1.9	0.9	1.8	2.1	2.8	9.7
2015	CHI	33	30	21.4	47.1	0.0	77.4	2.1	3.8	5.9	1.3	0.7	1.0	0.9	2.3	6.7
2016	CHI	34	16	17.2	49.4	0.0	79.5	1.3	3.1	4.4	0.7	0.5	1.0	1.0	2.2	6.0
2017	CHI	34	33	24.5	47.6	38.1	78.7	1.6	4.7	6.3	1.6	0.5	1.7	1.8	2.1	9.5
2018	ATL	34	34	26.4	42.8	0.0	75.0	1.7	6.2	7.9	2.0	1.1	1.9	1.7	2.5	8.3
Career		210	147	20.9	45.9	33.3	77.0	1.6	4.0	5.6	1.3	0.7	1.4	1.4	2.1	7.2

## Career Playoff Averages

Season	Team	G	GS	MPG	FG%	3P%	FT%	OREB	DREB	RPG	APG	SPG	BPG	TO	PF	PPG
2014	CHI	7	0	13.0	38.1	0.0	0.0	0.9	3.1	4.0	1.0	0.1	0.5	0.4	1.1	2.3
2015	CHI	3	3	28.3	52.0	0.0	100	2.3	5.3	7.7	1.3	1.3	2.3	1.0	3.0	10.0
2016	CHI	5	5	25.5	51.1	0.0	0.0	3.0	5.4	8.4	0.6	1.2	1.4	0.8	2.2	9.2
2018	ATL	2	2	30.9	28.6	0.0	100	2.0	9.5	11.5	2.0	0.0	5.5	1.5	3.0	8.0
Career		17	10	21.4	44.6	0.0	100	1.9	4.9	6.8	1.1	0.7	1.7	0.8	2.0	6.4

## Playoff Game-By-Game

### 2018 Playoffs

Date	Opponent	Result	Min.	FG-FGA	3FG-3A	FT-FTA	OR	DR	TR	A	ST	BS	TO	PF	PTS
8/26/18	ATL vs. WAS	L	28	2 - 8	0 - 1	2 - 2	0	9	9	2	0	4	1	4	6
8/28/18	ATL vs. WAS	W	34	4 - 13	0 - 0	2 - 2	4	10	14	2	0	7	2	2	10

### 2016 Playoffs

Date	Opponent	Result	Min.	FG-FGA	3FG-3A	FT-FTA	OR	DR	TR	A	ST	BS	TO	PF	PTS
9/25/16	CHI vs ATL	W	33	10 - 14	0 - 1	0 - 0	8	8	16	1	3	3	1	4	20
9/28/16	CHI at LAS	L	26	2 - 9	0 - 0	0 - 0	3	4	7	0	1	1	1	3	4
9/30/16	CHI at LAS	L	18	1 - 6	0 - 0	0 - 0	2	7	9	1	0	0	0	3	2
10/2/16	CHI vs LAS	W	24	4 - 7	0 - 0	0 - 0	0	5	5	1	1	1	1	0	8
10/4/16	CHI vs LAS	L	26	6 - 9	0 - 0	0 - 0	2	3	5	0	1	2	1	1	12

### 2015 Playoffs

Date	Opponent	Result	Min.	FG-FGA	3FG-3A	FT-FTA	OR	DR	TR	A	ST	BS	TO	PF	PTS
9/17/15	CHI vs IND	W	26	6 - 9	0 - 0	0 - 0	4	5	9	2	1	1	3	2	12
9/19/15	CHI at IND	L	25	4 - 8	0 - 0	0 - 0	1	5	6	1	2	3	0	4	8
9/21/15	CHI vs IND	L	34	3 - 8	0 - 0	4 - 4	2	6	8	1	1	3	0	3	10

### 2014 Playoffs

Date	Opponent	Result	Min.	FG-FGA	3FG-3A	FT-FTA	OR	DR	TR	A	ST	BS	TO	PF	PTS
8/22/14	CHI at ATL	W	3	0 - 1	0 - 0	0 - 0	0	1	1	0	0	0	0	1	0
8/30/14	CHI at IND	L	7	0 - 0	0 - 0	0 - 0	0	0	0	0	0	0	0	0	0
9/1/14	CHI vs IND	W	14	1 - 1	0 - 0	0 - 0	0	5	5	3	0	1	0	1	2
9/3/14	CHI at IND	W	16	2 - 4	0 - 0	0 - 0	2	3	5	1	0	2	1	2	4
9/7/14	CHI at PHO	L	23	0 - 5	0 - 0	0 - 0	2	7	9	1	0	1	0	1	0
9/9/14	CHI at PHO	L	11	3 - 6	0 - 0	0 - 0	1	3	4	1	0	0	1	1	6

## Breland Season/Career/Playoff Highs

	2018 Season	Career	Playoffs
Points	23 (Washington, 7/11/18)	26 (Tulsa, 6/24/14)	20 (vs Atlanta, 9/25/16)
Field Goals Made	11 (Washington, 7/11/18)	12 (Tulsa, 6/22/14)	10 (vs Atlanta, 9/25/16)
Field Goals Att.	16 (Washington, 7/11/18)	21 (New York, 6/18/14)	14 (vs Atlanta, 9/25/16)
Free Throws Made	3 (Four Times)	6 (Washington, 8/3/14)	4 (vs Indiana, 9/21/15)
Free Throws Att.	4 (Three Times)	6 (Two Times)	4 (vs Indiana, 9/21/15)
3PT Made	N/A	3 (Phoenix, 6/16/17)	N/A
3PT Att.	N/A	6 (Phoenix 6/16/17)	1 (Two Times)
Offensive Reb.	6 (Seattle, 6/10/18)	9 (Two Times)	8 (vs Atlanta, 9/25/16)
Defensive Reb.	12 (Indiana, 6/14/18)	12 (Two Times)	10 (vs Washington, 8/28/18)
Total Reb.	13 (Two Times)	15 (Two Times)	16 (vs Atlanta, 9/25/16)
Assists	7 (Washington, 7/11/18)	7 (Washington, 7/11/18)	3 (vs Indiana, 9/1/14)
Blocks	5 (Las Vegas, 8/7/18)	7 (Two Times)	7 (vs Washington, 8/28/18)
Steals	3 (Seven Times)	3 (Seven Times)	3 (vs Atlanta, 9/25/16)
Minutes	34 (Seattle, 6/10/18)	42 (Dallas, 7/16/17)	34 (vs Washington, 8/28/18)
Double-Doubles	2	18	2



## #12 Damiris Dantas

**Forward**

**6-3**

**208**

**11/17/92**

**3**

**Brazil**

**WNBA TRANSACTIONS:** Selected by Minnesota in the 1st round (12th overall) of the 2012 WNBA Draft... Signed with Minnesota on Apr. 2, 2014. Acquired by Atlanta in July 2015. Sat out 2016 WNBA season to play for Brazil in the Olympics.

**2018 Season:** Out for remainder of season due to right ankle injury..Shot 4-4 from the field and finished with 10 points in eight minutes of play against Indiana (7/13)...Dished out a season-high five assists against Seattle (7/6)...Scored 14 points in 18 minutes of action against Minnesota (6/29)...Finished with 11 points and five rebounds against Connecticut (6/22)...Scored 12 points

against Seattle in 24 minutes of play (6/10)...Registered nine points and four rebounds at Las Vegas (6/8)...Scored a season-high 15 points, grabbed five boards and dished out two assists against Connecticut (6/5)...Scored four points at Chicago (5/23).

### Dantas 2018 Game-By-Game

Date	Opp	GS	MP	FGM-A	3PM-A	FTM-A	OREB	DREB	REB	AST	PF	STL	TO	BS	PTS
5/20	Dallas		15	0-1	0-0	0-0	2	1	3	1	1	0	1	0	0
5/23	Chicago		16	2-4	0-1	0-0	0	5	5	1	1	1	0	0	4
5/26	Dallas		6	0-5	0-0	0-0	2	0	2	0	1	0	0	0	0
5/29	Minnesota		-	0-0	0-0	0-0	0	0	0	0	0	0	0	0	0
6/3	Phoenix		13	0-2	0-1	1-2	2	0	2	0	2	0	0	0	1
6/5	Connecticut		21	6-8	1-2	2-3	1	4	5	2	3	0	0	0	15
6/8	Las Vegas		18	4-10	1-3	0-0	1	3	4	1	4	0	1	0	9
6/10	Seattle		24	5-7	1-2	1-2	1	1	2	1	5	0	1	0	12
6/12	Los Angeles		10	0-1	0-0	0-0	1	1	2	1	0	0	0	0	0
6/14	Indiana		5	0-2	0-1	0-0	1	2	3	1	1	0	0	0	0
6/16	Indiana		10	2-5	0-0	0-0	0	0	0	0	1	0	1	0	4
6/19	New York		11	1-3	0-1	1-1	0	0	0	1	0	0	0	0	3
6/22	Connecticut		24	4-10	0-2	3-4	4	1	5	0	4	1	2	0	11
6/27	Chicago		20	2-7	0-3	3-4	1	1	2	1	3	0	1	0	7
6/29	Minnesota		18	6-9	2-2	0-0	0	0	0	0	1	2	0	0	14
7/1	Indiana		5	2-5	0-0	0-0	1	2	3	0	0	0	1	0	4
7/6	Seattle		17	1-6	0-2	0-0	0	3	3	5	2	1	1	0	2
7/8	Phoenix		7	2-6	0-0	0-0	0	2	2	0	2	1	0	0	4
7/11	Washington		8	1-2	0-0	0-0	0	2	2	0	1	1	1	0	2
7/13	Indiana		8	4-4	0-0	2-2	0	0	0	1	0	1	0	0	10
7/15	Washington		-	0-0	0-0	0-0	0	0	0	0	0	0	0	0	0
7/17	Connecticut		-	-	-	-	-	-	-	-	-	-	-	-	-
7/19	New York		-	-	-	-	-	-	-	-	-	-	-	-	-
7/22	Seattle		-	-	-	-	-	-	-	-	-	-	-	-	-
7/24	Los Angeles		-	-	-	-	-	-	-	-	-	-	-	-	-
7/31	Washington		-	-	-	-	-	-	-	-	-	-	-	-	-
8/3	Chicago		-	-	-	-	-	-	-	-	-	-	-	-	-
8/5	Minnesota		-	-	-	-	-	-	-	-	-	-	-	-	-
8/7	Las Vegas		-	-	-	-	-	-	-	-	-	-	-	-	-
8/9	Los Angeles		-	-	-	-	-	-	-	-	-	-	-	-	-
8/11	Dallas		-	-	-	-	-	-	-	-	-	-	-	-	-
8/12	New York		-	-	-	-	-	-	-	-	-	-	-	-	-
8/17	Phoenix		-	-	-	-	-	-	-	-	-	-	-	-	-
8/19	Las Vegas		-	-	-	-	-	-	-	-	-	-	-	-	-
8/26	Washington		-	-	-	-	-	-	-	-	-	-	-	-	-
8/28	Washington		-	-	-	-	-	-	-	-	-	-	-	-	-

2018 Playoffs

# Damiris Dantas Career/Playoff Statistics

## Career Averages

Season	Team	G	GS	MPG	FG%	3P%	FT%	OREB	DREB	RPG	APG	SPG	BPG	TO	PF	PPG
2014	MIN	30	23	21.8	51.1	100	76.0	1.5	3.5	5.1	1.2	0.5	0.3	0.8	2.1	6.0
2015	TOT	32	20	20.7	45.1	40.0	91.1	1.3	3.0	4.3	0.9	0.5	0.4	1.0	2.2	6.9
2017	ATL	34	2	18.0	39.2	26.5	76.7	1.0	2.6	3.6	0.7	0.5	0.5	0.8	2.3	7.7
2018	ATL	19	0	13.4	43.3	23.8	72.2	0.9	1.5	2.4	0.8	0.4	0.0	0.5	1.7	5.4
Career		115	45	19.0	43.8	28.1	80.8	1.2	2.8	4.0	0.9	0.5	0.3	0.8	2.1	6.7

## Career Playoff Averages

Season	Team	G	GS	MPG	FG%	3P%	FT%	OREB	DREB	RPG	APG	SPG	BPG	TO	PF	PPG
2014	MIN	3	0	8.4	50.0	0.0	0.0	0.0	0.7	0.7	0.3	0.0	0.0	0.3	1.0	0.7
Career		3	0	8.4	50.0	0.0	0.0	0.0	0.7	0.7	0.3	0.0	0.0	0.3	1.0	0.7

## Playoff Game-By-Game

### 2014 Playoffs

Date	Opponent	Result	Min.	FG-FGA	3FG-3A	FT-FTA	OR	DR	TR	A	ST	BS	TO	PF	PTS
8/29/14	MIN at PHO	L	6	0 - 0	0 - 0	0 - 0	0	0	0	0	0	0	0	2	0
8/31/14	MIN vs PHO	W	9	1 - 2	0 - 0	0 - 0	0	1	1	1	0	0	1	1	2
9/2/14	MIN at PHO	L	10	0 - 0	0 - 0	0 - 0	0	1	1	0	0	0	0	0	0

## Dantas Season/Career/Playoff Highs

	2018 Season	Career	Playoffs
Points	15 (Connecticut, 6/5/18)	22 (Seattle, 6/13/17)	2 (vs Phoenix, 8/31/14)
Field Goals Made	6 (Two Times)	7 (Four Times)	1 (vs Phoenix, 8/31/14)
Field Goals Att.	10 (Two Times)	17 (Connecticut, 6/10/17)	2 (vs Phoenix, 8/31/14)
Free Throws Made	3 (Two Times)	6 (San Antonio, 5/31/17)	N/A
Free Throws Att.	4 (Two Times)	8 (San Antonio, 5/31/17)	N/A
3PT Made	2 (Minnesota, 6/29/18)	3 (Two Times)	N/A
3PT Att.	3 (Two Times)	7 (Seattle, 6/13/17)	N/A
Offensive Reb.	4 (Connecticut, 6/22/18)	8 (Los Angeles, 9/9/15)	N/A
Defensive Reb.	5 (Chicago, 5/23/18)	9 (Two Times)	1 (Two Times)
Total Reb.	5 (Three Times)	12 (Three Times)	1 (Two Times)
Assists	5 (Seattle, 7/6/18)	5 (Three Times)	3 (vs Indiana, 9/1/14)
Blocks	N/A	2 (Three Times)	N/A
Steals	2 (Minnesota, 6/29/18)	3 (Two Times)	N/A
Minutes	24 (Two Times)	40 (Connecticut, 5/18/14)	10 (at Phoenix, 9/2/14)
Double-Doubles	N/A	2	N/A





## #11 Blake Dietrick

**Guard 5-10 157 7/19/93 1 Princeton**

**WNBA TRANSACTIONS:** Signed as free agent on March 9, 2018...Previously played with Seattle Storm.

**2018 Season:** Played six minutes in first playoff game against Washington (8/28)...Made a career-high two free throws against Dallas (8/11)...Recorded a career-high 12 points in 23 minutes at Chicago (6/27)...Scored three points in 18 minutes of action at New York (6/19)...Played 13 minutes and scored a career-high two points against Los Angeles (6/12).

### Dietrick 2018 Game-By-Game

Date	Opp	GS	MP	FGM-A	3PM-A	FTM-A	OREB	DREB	REB	AST	PF	STL	TO	BS	PTS
5/20	Dallas	2	2	0-0	0-0	0-0	0	0	0	0	0	0	1	0	0
5/23	Chicago	2	2	0-0	0-0	0-0	0	0	0	0	0	0	1	0	0
5/26	Dallas	-	-	0-0	0-0	0-0	0	0	0	0	0	0	0	0	0
5/29	Minnesota	-	-	0-0	0-0	0-0	0	0	0	0	0	0	0	0	0
6/3	Phoenix	-	-	0-0	0-0	0-0	0	0	0	0	0	0	0	0	0
6/5	Connecticut	-	-	0-0	0-0	0-0	0	0	0	0	0	0	0	0	0
6/8	Las Vegas	1	1	0-0	0-0	0-0	0	0	0	0	0	0	1	0	0
6/10	Seattle	-	-	0-0	0-0	0-0	0	0	0	0	0	0	1	0	0
6/12	Los Angeles	13	13	1-3	0-2	0-0	0	1	1	1	0	1	0	0	2
6/14	Indiana	2	2	0-2	0-1	0-0	0	0	0	0	3	0	0	0	0
6/16	Indiana	13	13	0-1	0-0	0-0	0	0	0	0	2	0	3	0	0
6/19	New York	18	18	1-6	1-5	0-0	0	1	1	1	3	1	0	0	3
6/22	Connecticut	12	12	0-0	0-0	0-0	0	2	2	1	1	1	0	0	0
6/27	Chicago	23	23	4-7	3-3	1-2	1	3	4	2	3	1	2	0	12
6/29	Minnesota	9	9	2-3	1-1	0-0	0	2	2	1	0	0	2	0	5
7/1	Indiana	1	1	0-0	0-0	0-0	0	0	0	0	0	0	0	0	0
7/6	Seattle	-	-	0-0	0-0	0-0	0	0	0	0	0	0	0	0	0
7/8	Phoenix	14	14	0-2	0-1	0-0	1	0	1	1	3	2	0	0	0
7/11	Washington	9	9	1-1	1-1	0-0	0	1	1	1	1	0	0	0	3
7/13	Indiana	10	10	0-3	0-3	0-0	0	0	0	2	0	1	1	0	0
7/15	Washington	7	7	0-0	0-0	0-0	0	1	1	1	0	0	0	0	0
7/17	Connecticut	-	-	0-0	0-0	0-0	0	0	0	0	0	0	0	0	0
7/19	New York	11	11	0-1	0-1	0-0	0	0	0	0	1	0	0	0	0
7/22	Seattle	1	1	0-0	0-0	0-0	0	0	0	0	0	0	0	0	0
7/24	Los Angeles	-	-	-	-	-	-	-	-	-	-	-	-	-	-
7/31	Washington	1	1	0-0	0-0	0-0	0	0	0	0	0	0	0	0	0
8/3	Chicago	1	1	0-0	0-0	0-0	0	0	0	0	0	0	0	0	0
8/5	Minnesota	1	1	0-1	0-0	0-0	0	0	0	0	0	0	0	0	0
8/7	Las Vegas	3	3	0-0	0-0	0-0	0	0	0	0	1	0	0	0	0
8/9	Los Angeles	6	6	1-1	1-1	0-0	0	0	0	0	1	0	1	0	3
8/11	Dallas	7	7	1-2	1-2	2-2	0	0	0	0	1	0	0	0	5
8/12	New York	5	5	0-1	0-1	0-0	0	0	0	0	0	0	0	0	0
8/17	Phoenix	11	11	0-0	0-0	1-2	0	1	1	0	1	0	0	0	1
8/19	Las Vegas	4	4	1-1	1-1	0-0	0	0	0	0	0	0	0	0	3
8/26	Washington	-	-	-	-	-	-	-	-	-	-	-	-	-	-
8/28	Washington	6	6	0-1	0-1	0-0	0	1	1	1	0	0	0	0	0

2018 Playoffs

# Blake Dietrick Career Statistics

## Career Averages

Season	Team	G	GS	MPG	FG%	3P%	FT%	OREB	DREB	RPG	APG	SPG	BPG	TO	PF	PPG
2016	TOT	3	0	4.5	50.0	0.0	100	0.0	1.0	1.0	0.0	0.0	0.0	0.3	0.3	1.3
2018	ATL	26	0	7.2	34.3	39.1	66.7	0.1	0.5	0.5	0.4	0.2	0.0	0.4	0.8	1.4
Career		29	0	6.9	35.1	37.5	75.0	0.1	0.5	0.6	0.4	0.2	0.0	0.5	0.8	1.4

## Career Playoff Averages

Season	Team	G	GS	MPG	FG%	3P%	FT%	OREB	DREB	RPG	APG	SPG	BPG	TO	PF	PPG
2018	ATL	1	0	6.2	0.0	0.0	0.0	0.0	1.0	1.0	0.0	0.0	0.0	0.0	0.0	0.0
Career		1	0	6.2	0.0	0.0	0.0	0.0	1.0	1.0	0.0	0.0	0.0	0.0	0.0	0.0

## Playoff Game-By-Game

### 2018 Playoffs

Date	Opponent	Result	Min.	FG-FGA	3FG-3A	FT-FTA	OR	DR	TR	A	ST	BS	TO	PF	PTS
8/28/18	ATL vs. WAS	W	6	0 - 1	0 - 1	0 - 0	0	1	1	0	0	0	0	0	0

## Dietrick Season/Career/Playoff Highs

	2018 Season	Career	Playoffs
Points	12 (Chicago, 6/27/18)	12 (Chicago, 6/27/18)	N/A
Field Goals Made	4 (Chicago, 6/27/18)	4 (Chicago, 6/27/18)	N/A
Field Goals Att.	7 (Chicago, 6/27/18)	7 (Chicago, 6/27/18)	1 (vs Washington, 8/28/18)
Free Throws Made	2 (Dallas, 8/11/18)	2 (Dallas, 8/11/18)	N/A
Free Throws Att.	2 (Two Times)	2 (Two Times)	N/A
3PT Made	3 (Chicago, 6/27/18)	3 (Chicago, 6/27/18)	N/A
3PT Att.	5 (New York, 6/19/18)	5 (New York, 6/19/18)	1 (vs Washington, 8/28/18)
Offensive Reb.	1 (Chicago, 6/27/18)	1 (Chicago, 6/27/18)	N/A
Defensive Reb.	3 (Chicago, 6/27/18)	3 (Two Times)	1 (vs Washington, 8/28/18)
Total Reb.	4 (Chicago, 6/27/18)	4 (Chicago, 6/27/18)	1 (vs Washington, 8/28/18)
Assists	2 (Two Times)	2 (Two Times)	N/A
Blocks	N/A	N/A	N/A
Steals	2 (Phoenix, 7/8/18)	2 (Phoenix, 7/8/18)	N/A
Minutes	23 (Chicago, 6/27/18)	23 (Chicago, 6/27/18)	6 (vs Washington, 8/28/18)
Double-Doubles	N/A	N/A	N/A





**WNBA TRANSACTIONS:** Signed as free agent on August 10, 2018.

**2018 Season:** Played in first WNBA game at Phoenix (8/17)...Member of Nigerian National Team...Originally was in Atlanta Dream Training Camp prior to 2018 season.

[illegible]

## 2018 Playoffs

## Adaora Elonu Career Statistics

[illegible]



## #15 Tiffany Hayes

**Guard 5-10 155 9/20/89 6 Connecticut**

**WNBA TRANSACTIONS:** Selected by the Atlanta Dream with the No. 14 overall pick in the 2012 WNBA Draft.

**2018 Season:** Dished out a career-best six assists behind 17 points against Washington (8/28)...Finished with 17 points against Washington (8/26)... Scored 11 points against Las Vegas (8/19)...Recorded 21 points against Phoenix (8/17)...Finished with 15 points and seven rebounds against Dallas (8/11)...Scored 13 points against Los Angeles (8/9)...Finished with 21 points and went seven-for-seven at the free throw line against Las Vegas (8/7)...Scored 28 points and made a career-high six three pointers against Minnesota (8/5)...Led

the Dream in scoring with 18 points against Washington (7/31)...Scored 12 points and dished out five assists at Los Angeles (7/24)... Finished with 16 points in victory against Seattle (7/22)...Scored 20 points in win over New York (7/19)...Finished with 18 points, including a game-winning half-court shot at Connecticut (7/17)...Scored 16 points and went 5-5 from the line against Indiana (7/13)... Recorded 21 points on 4-5 from three-point line in win at Washington (7/11)...Started in first game back from injury and scored 23 points against Seattle (7/6)...Scored 19 points in 18 minutes of play against Indiana (7/1)...Came off the bench and scored five points in first game back from injury at Minnesota (6/29)...Suffered a right ankle injury in the third quarter against Indiana (6/16)...Another dynamic scoring effort with 23 points, including a franchise-tying record of 12 free throws attempted in 1st quarter vs Indiana (6/14)...Led the Dream in scoring with 16 points against Los Angeles (6/12)...Led the team in scoring with 23 points against Seattle (6/10)...Scored a team-high 24 points and dished out four assists at Las Vegas (6/8).. Led the Dream in scoring with 22 points against and recorded a new season-high seven rebounds against Connecticut (6/5)...Recorded a new season-high 3 steals against Phoenix (6/3)...Scored 20 points and went 8-8 from the line against Minnesota (5/29)...Scored 14 points and led the team in assists against Dallas (5/26)...Scored a season high 22 points including shooting 66.7 percent from behind the arc at Chicago (5/23).

### Hayes 2018 Game-By-Game

Date	Opp	GS	MP	FGM-A	3PM-A	FTM-A	OREB	DREB	REB	AST	PF	STL	TO	BS	PTS
5/20	Dallas	x	25	2-6	0-2	10-10	1	1	2	2	6	1	1	0	14
5/23	Chicago	x	25	7-15	4-6	4-4	1	1	2	1	1	1	1	0	22
5/26	Dallas	x	33	4-17	1-6	5-7	0	3	3	4	4	1	2	1	14
5/29	Minnesota	x	32	5-12	2-7	8-8	0	2	2	2	4	2	0	0	20
6/3	Phoenix	x	30	4-13	0-3	4-6	1	4	5	2	1	3	2	1	12
6/5	Connecticut	x	35	7-13	2-5	6-7	0	7	7	4	2	3	3	0	22
6/8	Las Vegas	x	33	7-13	2-5	8-8	2	1	3	4	1	1	1	0	24
6/10	Seattle	x	37	10-17	1-5	2-3	0	2	2	2	3	1	2	0	23
6/12	Los Angeles	x	26	7-12	2-4	0-2	0	5	5	3	5	1	3	0	16
6/14	Indiana	x	35	6-18	0-8	11-15	1	4	5	1	0	1	0	1	23
6/16	Indiana	x	19	3-8	0-3	1-1	0	1	1	3	3	1	1	1	7
6/19	New York	-	-	0-0	0-0	0-0	0	0	0	0	0	0	0	0	0
6/22	Connecticut	-	-	0-0	0-0	0-0	0	0	0	0	0	0	0	0	0
6/27	Chicago	-	-	0-0	0-0	0-0	0	0	0	0	0	0	0	0	0
6/29	Minnesota		12	1-8	0-2	3-3	1	1	2	1	0	1	1	0	5
7/1	Indiana		18	7-9	0-0	5-5	0	6	6	1	2	1	3	0	19
7/6	Seattle	x	33	7-14	3-6	6-6	2	1	3	1	5	1	2	1	23
7/8	Phoenix	x	24	8-12	1-3	1-2	0	2	2	3	2	0	0	0	18
7/11	Washington	x	32	8-13	4-5	1-1	1	1	2	5	0	1	3	0	21
7/13	Indiana	x	24	5-11	1-4	5-5	2	4	6	3	0	0	1	0	16
7/15	Washington	x	28	3-9	0-3	7-7	0	0	0	3	1	1	3	0	13
7/17	Connecticut	x	30	5-12	1-3	7-9	3	5	8	2	0	2	0	0	18
7/19	New York	x	27	7-13	1-4	5-5	0	2	2	2	3	0	1	0	20
7/22	Seattle	x	31	7-14	1-2	1-2	2	2	4	5	2	0	1	0	16
7/24	Los Angeles	x	30	5-13	2-4	0-0	1	4	5	5	2	2	1	0	12
7/31	Washington	x	29	7-16	1-5	3-5	0	3	3	2	4	2	2	0	18
8/3	Chicago	x	29	8-12	3-5	0-0	1	5	6	3	1	0	2	1	19
8/5	Minnesota	x	30	9-17	6-11	4-4	0	0	0	1	1	1	4	1	28
8/7	Las Vegas	x	29	6-14	2-4	7-7	1	0	1	3	3	0	2	0	21
8/9	Los Angeles	x	33	3-10	0-2	7-10	0	1	1	1	0	0	2	0	13
8/11	Dallas	x	36	5-18	0-6	5-7	1	6	7	5	3	2	1	0	15
8/12	New York	x	32	3-14	1-4	3-4	3	4	7	3	1	3	1	0	10
8/17	Phoenix	x	27	7-17	1-4	6-10	1	3	4	2	4	3	1	0	21
8/19	Las Vegas	x	32	4-11	0-0	3-6	3	3	6	4	1	0	3	0	11
8/26	Washington	x	32	6-15	1-5	4-5	1	3	4	0	1	0	2	0	17
8/28	Washington	x	35	5-9	0-0	7-8	1	6	7	6	2	2	3	0	17

2018 Playoffs



## Tiffany Hayes Career/Playoff Statistics

### Career Averages

Season	Team	G	GS	MPG	FG%	3P%	FT%	OREB	DREB	RPG	APG	SPG	BPG	TO	PF	PPG
2012	ATL	34	17	23.1	39.0	27.3	78.6	0.7	2.4	3.1	2.1	0.8	0.3	1.5	2.6	8.6
2013	ATL	23	4	22.3	40.6	37.7	74.5	0.9	2.9	3.7	1.7	1.1	0.1	1.7	2.3	11.3
2014	ATL	34	32	28.4	46.4	35.7	76.0	0.9	2.1	3.0	2.5	1.0	0.2	1.1	2.4	12.9
2015	ATL	28	27	29.9	39.2	27.4	80.5	1.0	2.0	3.0	2.2	1.0	0.3	1.6	3.5	12.9
2016	ATL	33	33	30.8	44.1	27.4	80.4	1.0	2.4	3.4	2.4	1.2	0.2	1.7	2.8	15.0
2017	ATL	33	33	30.0	43.6	37.2	85.4	0.9	2.9	3.8	2.4	1.2	0.2	1.8	3.1	16.3
2018	ATL	31	29	28.9	44.1	32.1	81.7	0.9	2.7	3.6	2.7	1.1	0.2	1.6	2.1	17.2
Career		216	175	27.8	42.8	32.0	80.1	0.9	2.5	3.4	2.3	1.1	0.2	1.6	2.7	13.5

### Career Playoff Averages

Season	Team	G	GS	MPG	FG%	3P%	FT%	OREB	DREB	RPG	APG	SPG	BPG	TO	PF	PPG
2012	ATL	3	0	16.3	36.4	33.3	100	0.7	1.7	2.3	1.7	1.6	0.3	1.6	3.3	4.3
2013	ATL	8	6	28.4	39.0	35.3	76.7	0.9	3.6	4.5	1.9	0.6	0.0	1.3	2.4	12.4
2014	ATL	3	3	31.1	48.1	33.3	90.0	0.7	2.3	3.0	2.0	0.3	0.3	1.3	2.7	12.7
2016	ATL	1	1	36.7	58.8	42.9	87.5	1.0	5.0	6.0	2.0	1.0	0.0	2.0	3.0	30.0
2018	ATL	2	2	34.0	45.8	20.0	84.6	1.0	4.5	5.5	3.0	1.0	0.0	2.5	1.5	17.0
Career		17	12	27.9	43.5	34.5	83.1	0.8	3.2	4.1	2.0	0.8	0.1	1.6	2.5	12.6

### Playoff Game-By-Game

#### 2018 Playoffs

Date	Opponent	Result	Min.	FG-FGA	3FG-3A	FT-FTA	OR	DR	TR	A	ST	BS	TO	PF	PTS
8/26/18	ATL vs. WAS	L	32	6 - 15	1 - 5	4 - 5	1	3	4	0	0	0	2	1	17
8/28/18	ATL vs. WAS	W	35	5 - 9	0 - 0	7 - 8	1	6	7	6	2	0	3	2	17

#### 2016 Playoffs

Date	Opponent	Result	Min.	FG-FGA	3FG-3A	FT-FTA	OR	DR	TR	A	ST	BS	TO	PF	PTS
9/21/16	ATL vs SEA	W		DNP-Suspended											
9/25/16	ATL at CHI	L	37	10 - 17	3 - 7	7 - 8	1	5	6	2	1	0	2	3	30

#### 2014 Playoffs

Date	Opponent	Result	Min.	FG-FGA	3FG-3A	FT-FTA	OR	DR	TR	A	ST	BS	TO	PF	PTS
8/22/14	ATL vs CHI	L	33	4 - 9	0 - 2	1 - 2	0	1	1	4	0	1	1	0	9
8/24/14	ATL at CHI	W	26	6 - 12	3 - 5	0 - 0	0	3	3	2	1	0	1	6	15
8/26/14	ATL vs CHI	L	33	3 - 6	0 - 2	8 - 8	2	3	5	0	0	0	2	2	14

#### 2013 Playoffs

Date	Opponent	Result	Min.	FG-FGA	3FG-3A	FT-FTA	OR	DR	TR	A	ST	BS	TO	PF	PTS
9/19/13	ATL vs WAS	L	32	4 - 12	1 - 3	2 - 3	2	7	9	1	1	0	2	1	11
9/21/13	ATL at WAS	W	35	3 - 10	0 - 3	3 - 3	3	8	11	4	0	0	1	3	9
9/23/13	ATL vs WAS	W	22	5 - 10	3 - 6	5 - 6	0	0	0	0	0	0	2	2	18
9/26/13	ATL vs IND	W	36	8 - 14	3 - 6	4 - 5	0	3	3	3	1	0	1	6	23
9/29/13	ATL at IND	W	34	3 - 13	0 - 6	1 - 2	1	5	6	2	1	0	1	3	7
10/6/13	ATL at MIN	L	17	1 - 3	0 - 2	0 - 0	0	1	1	0	0	0	2	1	2
10/8/13	ATL at MIN	L	27	3 - 9	1 - 2	2 - 2	0	1	1	2	0	0	2	2	9
10/10/13	ATL vs MIN	L	26	5 - 11	4 - 6	6 - 9	1	4	5	3	1	0	1	1	20

#### 2012 Playoffs

Date	Opponent	Result	Min.	FG-FGA	3FG-3A	FT-FTA	OR	DR	TR	A	ST	BS	TO	PF	PTS
9/28/12	ATL at IND	W	13	1 - 4	0 - 1	0 - 0	0	3	3	2	2	1	1	0	2
9/30/12	ATL vs IND	L	18	2 - 4	1 - 2	2 - 2	2	0	2	0	1	0	1	5	7
10/2/12	ATL at IND	L	19	1 - 3	0 - 0	2 - 2	0	2	2	3	2	0	3	5	4

## Hayes Season/Career/Playoff Highs

	2018 Season	Career	Playoffs
Points	28 (Minnesota, 8/5/18)	32 (Los Angeles, 6/30/16)	30 (at Chicago, 9/25/16)
Field Goals Made	10 (Seattle, 6/10/18)	11 (Two Times)	10 (at Chicago, 9/25/16)
Field Goals Att.	18 (Two Times)	18 (Four Times)	17 (at Chicago, 9/25/16)
Free Throws Made	11 (Indiana, 6/14/18)	14 (Indiana, 8/28/15)	8 (vs Chicago, 8/26/14)
Free Throws Att.	15 (Indiana, 6/14/18)	15 (Two Times)	9 (vs Minnesota, 10/10/13)
3PT Made	6 (Minnesota, 8/5/18)	6 (Minnesota, 8/5/18)	4 (vs Minnesota, 10/10/13)
3PT Att.	11 (Minnesota, 8/5/18)	11 (Minnesota, 8/5/18)	7 (at Chicago, 9/25/16)
Offensive Reb.	3 (Two Times)	4 (Chicago, 7/13/14)	3 (at Washington, 9/21/13)
Defensive Reb.	7 (Connecticut, 6/5/18)	9 (Connecticut, 8/25/15)	8 (at Washington, 9/21/13)
Total Reb.	8 (Connecticut, 7/17/18)	11 (New York, 5/24/16)	11 (at Washington, 9/21/13)
Assists	6 (vs Washington, 8/28/18)	8 (Chicago, 6/16/13)	6 (vs Washington, 8/28/18)
Blocks	1 (Six Times)	3 (Los Angeles, 7/16/15)	1 (Two Times)
Steals	3 (Three Times)	5 (Connecticut, 6/17/12)	2 (Three Times)
Minutes	37 (Two Times)	46 (Minnesota, 7/22/14)	37 (at Chicago, 9/25/16)
Double-Doubles	N/A	1	N/A



## #35 Angel McCoughtry

**Forward/Guard**

**6-1**

**160**

**9/10/86**

**8**

**Louisville**

**WNBA TRANSACTIONS:** Selected by the Atlanta Dream with the No. 1 overall pick in the 2009 WNBA Draft...Sat out 2017 WNBA Season...Signed multi-year extension with Dream prior to 2018 WNBA season.

**2018 Season:** McCoughtry is out for the season...(8/9)...Scored 19 points and suffered a season-ending injury against Las Vegas (8/7)...Finished with 11 points against Minnesota (8/5)...Recorded a line of 21 points, seven rebounds and four assists in win over Chicago (8/3)...Scored 12 points against Washington (7/31)...Led the team with 19 points against Los Angeles (7/24)...Finished with 16 points and seven boards against Seattle (7/22)...Came off the bench to score 24 points in win at Connecticut (7/17)...

Dished out a season-high seven assists against Indiana (7/13)...Led team with 24 points and dished out six assists in win at Washington (7/11)...Scored 26 points against Seattle (7/6)...Finished with 15 points against Indiana (7/1)...Scored 25 points against Connecticut (6/22)...Career-night at New York (6/19) with 39 points and knocking down 19-of-22 free-throw attempts, while grabbing 14 boards...Led the team in scoring with 19 points against Indiana (6/16)...Recorded second double-double of the season with 15 points and 10 rebounds against Seattle (6/10)...Scored 23 points, grabbed nine rebounds and had six assists at Las Vegas (6/8)...Recorded first double-double of the season with 21 points and 10 rebounds against Phoenix (6/3)...Hit the game-winning shot against Minnesota, shot 50 percent from the field and behind the arc finishing with 18 points (5/29)...Scored a season-high 19 points against Dallas (5/26)...Returned to the Dream after a season off and registered her 5,000 career point at Dallas (5/20).

### McCoughtry 2018 Game-By-Game

Date	Opp	GS	MP	FGM-A	3PM-A	FTM-A	OREB	DREB	REB	AST	PF	STL	TO	BS	PTS
5/20	Dallas	x	24	6-13	1-2	0-0	0	3	3	1	4	2	3	2	13
5/23	Chicago	x	26	5-10	0-3	0-1	2	5	7	3	2	1	2	1	10
5/26	Dallas	x	33	7-20	1-3	4-5	1	6	7	1	2	3	4	0	19
5/29	Minnesota	x	24	7-14	1-2	3-4	1	4	5	1	4	3	2	2	18
6/3	Phoenix	x	34	8-16	1-4	4-4	6	4	10	1	1	2	3	0	21
6/5	Connecticut	x	23	4-11	0-0	3-4	0	3	3	4	4	1	2	0	11
6/8	Las Vegas	x	32	8-20	1-3	6-7	2	7	9	6	3	2	1	0	23
6/10	Seattle	x	33	6-19	0-5	3-3	0	11	11	3	4	2	2	1	15
6/12	Los Angeles	x	33	3-14	0-4	6-6	1	3	4	2	2	0	2	1	12
6/14	Indiana	x	30	4-11	0-1	8-8	2	2	4	4	4	2	1	0	16
6/16	Indiana	x	27	7-13	1-3	4-4	3	5	8	2	3	0	2	0	19
6/19	New York	x	36	9-22	2-5	19-22	4	10	14	4	2	3	3	0	39
6/22	Connecticut	x	34	9-19	0-1	7-9	0	8	8	2	2	0	4	0	25
6/27	Chicago	x	24	1-11	0-3	4-5	1	3	4	2	5	1	5	1	6
6/29	Minnesota	x	23	2-10	0-2	2-2	1	2	3	4	1	3	1	0	6
7/1	Indiana	x	28	7-13	0-1	1-1	0	4	4	2	1	0	3	1	15
7/6	Seattle	x	28	8-18	3-4	7-9	0	4	4	1	1	0	3	0	26
7/8	Phoenix	x	25	5-12	0-2	0-0	2	4	6	4	1	3	3	1	10
7/11	Washington	x	24	9-13	1-2	5-5	1	1	2	6	4	1	2	1	24
7/13	Indiana	x	22	4-7	0-1	2-4	2	2	4	7	2	1	5	0	10
7/15	Washington	x	25	3-14	0-2	5-6	0	5	5	2	2	0	0	0	11
7/17	Connecticut	x	31	9-14	2-3	4-4	0	6	6	4	0	1	3	0	24
7/19	New York	x	23	2-13	1-5	0-1	5	1	6	6	1	0	5	0	5
7/22	Seattle	x	26	6-12	0-2	4-6	2	5	7	3	2	0	2	0	16
7/24	Los Angeles	x	31	8-13	1-2	2-4	1	6	7	3	4	3	3	0	19
7/31	Washington	x	21	4-14	0-4	4-4	2	2	4	0	2	1	4	1	12
8/3	Chicago	x	32	9-15	0-0	3-3	4	3	7	4	5	1	3	1	21
8/5	Minnesota	x	27	4-12	2-3	1-2	2	6	8	1	3	2	1	0	11
8/7	Las Vegas	x	21	5-11	3-4	6-7	1	3	4	2	3	0	2	3	19
8/9	Los Angeles	-	-	-	-	-	-	-	-	-	-	-	-	-	-
8/11	Dallas	-	-	-	-	-	-	-	-	-	-	-	-	-	-
8/12	New York	-	-	-	-	-	-	-	-	-	-	-	-	-	-
8/17	Phoenix	-	-	-	-	-	-	-	-	-	-	-	-	-	-
8/19	Las Vegas	-	-	-	-	-	-	-	-	-	-	-	-	-	-
8/26	Washington	-	-	-	-	-	-	-	-	-	-	-	-	-	-
8/28	Washington	-	-	-	-	-	-	-	-	-	-	-	-	-	-

2018 Playoffs

### Angel McCoughtry Career/Playoff Statistics

#### Career Averages

Season	Team	G	GS	MPG	FG%	3P%	FT%	OREB	DREB	RPG	APG	SPG	BPG	TO	PF	PPG
2009	ATL	34	10	21.6	47.6	29.4	74.1	1.0	2.1	3.1	2.1	2.1	0.3	2.1	2.7	12.8
2010	ATL	34	34	30.7	40.8	26.2	80.3	1.9	3.1	4.9	3.1	1.9	0.6	3.1	3.1	21.1
2011	ATL	33	30	27.9	42.4	26.4	77.7	1.6	3.6	5.2	2.5	2.1	0.9	3.1	3.0	21.6
2012	ATL	24	17	29.9	44.7	33.7	80.0	2.1	2.9	5.0	2.9	2.5	1.1	3.9	2.3	21.4
2013	ATL	33	32	31.4	41.3	20.4	82.4	1.8	3.6	5.3	4.4	2.7	0.7	4.0	2.7	21.5
2014	ATL	31	29	31.3	42.0	29.5	80.9	1.7	3.5	5.2	3.6	2.3	0.3	3.7	3.0	18.5
2015	ATL	34	26	30.0	41.3	36.3	80.5	1.9	3.4	5.3	2.8	2.1	0.5	3.1	3.4	20.1
2016	ATL	33	32	30.0	43.4	30.2	78.8	1.1	4.5	5.7	2.8	1.5	0.7	2.9	2.4	19.5
2018	ATL	29	28	27.5	42.0	27.6	83.6	1.6	4.4	6.0	3.0	1.3	0.5	2.5	2.6	16.5
Career		285	238	28.9	42.5	28.6	79.8	1.6	3.5	5.1	3.0	2.1	0.6	3.2	2.8	19.2

# Career Playoff Averages

Season	Team	G	GS	MPG	FG%	3P%	FT%	OREB	DREB	RPG	APG	SPG	BPG	TO	PF	PPG
2009	ATL	2	2	29.0	48.4	57.1	66.7	0.5	5.0	5.5	3.0	1.0	0.0	6.0	3.5	19.0
2010	ATL	7	7	30.9	46.2	45.5	79.7	2.0	3.4	5.4	2.3	2.0	0.5	3.1	4.4	26.7
2011	ATL	8	8	29.1	42.3	30.0	74.7	1.6	3.9	5.5	1.5	3.0	0.8	2.7	3.8	23.1
2012	ATL	3	3	33.3	41.2	25.0	81.8	2.7	3.0	5.7	3.3	2.3	1.3	2.0	2.7	18.0
2013	ATL	8	8	30.8	31.4	25.0	83.0	1.8	1.6	3.4	3.6	2.1	1.0	3.3	4.1	17.9
2014	ATL	3	3	35.2	43.3	44.4	92.3	2.7	3.3	6.0	3.3	2.6	0.3	1.3	3.7	26.7
2016	ATL	2	2	34.8	54.8	70.0	73.3	2.0	2.5	4.5	8.0	0.5	0.0	3.5	3.5	32.0
Career		33	33	31.2	41.6	37.5	79.4	1.9	3.1	5.0	3.0	2.2	0.7	3.0	3.8	22.8

## Playoff Game-By-Game

### 2016 Playoffs

Date	Opponent	Result	Min.	FG-FGA	3FG-3A	FT-FTA	OR	DR	TR	A	ST	BS	TO	PF	PTS
9/25/16	ATL @ CHI	L	36	9 - 21	4 - 6	5 - 8	2	4	6	9	1	0	5	2	27
9/21/16	ATL vs. SEA	W	34	14 - 21	3 - 4	6 - 7	2	1	3	7	0	0	2	5	37

### 2014 Playoffs

Date	Opponent	Result	Min.	FG-FGA	3FG-3A	FT-FTA	OR	DR	TR	A	ST	BS	TO	PF	PTS
8/26/14	ATL vs CHI	L	37	8 - 22	2 - 4	6 - 6	1	5	6	5	3	0	1	3	24
8/24/14	ATL at CHI	W	35	13 - 20	0 - 2	13 - 14	3	1	4	1	2	0	2	4	39
8/22/14	ATL vs CHI	L	33	5 - 18	2 - 3	5 - 6	4	4	8	4	3	1	1	4	17

### 2013 Playoffs

Date	Opponent	Result	Min.	FG-FGA	3FG-3A	FT-FTA	OR	DR	TR	A	ST	BS	TO	PF	PTS
10/10/13	ATL vs MIN	L	28	5 - 14	2 - 5	1 - 1	1	1	2	3	1	2	6	1	13
10/8/13	ATL at MIN	L	28	5 - 18	1 - 3	4 - 6	1	0	1	4	2	0	2	6	15
10/6/13	ATL at MIN	L	29	6 - 24	0 - 4	5 - 5	1	2	3	2	0	0	5	4	17
9/29/13	ATL at IND	W	34	10 - 21	1 - 3	6 - 6	3	1	4	3	3	2	2	5	27
9/26/13	ATL vs IND	W	36	6 - 14	0 - 1	6 - 7	0	5	5	5	3	1	4	4	18
9/23/13	ATL vs WAS	W	35	4 - 19	0 - 5	5 - 9	4	1	5	7	3	0	4	4	13
9/21/13	ATL at WAS	W	27	6 - 23	1 - 6	7 - 8	3	2	5	3	3	1	3	6	20
9/19/13	ATL vs WAS	L	30	6 - 20	3 - 5	5 - 5	2	2	4	3	1	2	2	2	20

### 2012 Playoffs

Date	Opponent	Result	Min.	FG-FGA	3FG-3A	FT-FTA	OR	DR	TR	A	ST	BS	TO	PF	PTS
10/2/12	ATL at IND	L	32	7 - 21	2 - 4	0 - 0	0	2	2	3	3	2	1	4	16
9/30/12	ATL vs IND	L	32	6 - 12	1 - 6	9 - 11	2	4	6	5	2	0	3	1	22
9/28/12	ATL at IND	W	37	8 - 18	0 - 2	0 - 0	6	3	9	2	2	2	2	3	16

### 2011 Playoffs

Date	Opponent	Result	Min.	FG-FGA	3FG-3A	FT-FTA	OR	DR	TR	A	ST	BS	TO	PF	PTS
10/7/11	ATL vs. MIN	L	29	9 - 25	0 - 2	4 - 6	2	3	5	1	3	1	3	1	22
10/5/11	ATL @ MIN	L	36	10 - 22	2 - 6	16 - 21	0	3	3	2	3	1	0	5	38
10/2/11	ATL @ MIN	L	31	10 - 20	2 - 5	11 - 12	1	4	5	0	3	2	2	5	33
9/27/11	ATL @ IND	W	33	7 - 10	1 - 1	11 - 19	4	4	8	1	4	2	4	3	26
9/25/11	ATL vs. IND	W	34	11 - 23	1 - 3	4 - 6	1	3	4	4	4	0	1	1	27
9/22/11	ATL @ IND	L	17	4 - 9	0 - 1	3 - 4	0	0	0	2	3	0	5	6	11
9/18/11	ATL vs. CON	W	28	4 - 16	0 - 1	4 - 4	2	7	9	2	3	1	1	4	12
9/16/11	ATL @ CON	W	24	5 - 17	0 - 1	6 - 7	3	7	10	0	1	0	6	5	16

### 2010 Playoffs

Date	Opponent	Result	Min.	FG-FGA	3FG-3A	FT-FTA	OR	DR	TR	A	ST	BS	TO	PF	PTS
9/16/10	ATL vs. SEA	L	36	13 - 23	2 - 5	7 - 8	0	3	3	3	0	0	3	3	35
9/14/10	ATL @ SEA	L	36	7 - 23	3 - 5	4 - 5	3	6	9	2	2	0	4	5	21
9/12/10	ATL @ SEA	L	21	6 - 17	1 - 3	6 - 6	1	3	4	1	0	0	3	3	19
9/7/10	ATL vs. NYL	W	36	12 - 20	1 - 3	17 - 21	3	0	3	4	5	1	4	4	42
9/5/10	ATL @ NYL	W	27	4 - 15	0 - 1	13 - 17	2	3	5	1	0	1	4	5	21
8/27/10	ATL vs. WAS	W	21	8 - 15	1 - 1	4 - 5	3	4	7	4	4	1	0	6	21
8/25/10	ATL @ WAS	W	38	11 - 19	2 - 4	4 - 7	2	5	7	1	3	1	4	5	28

### 2009 Playoffs

Date	Opponent	Result	Min.	FG-FGA	3FG-3A	FT-FTA	OR	DR	TR	A	ST	BS	TO	PF	PTS
9/16/09	ATL at DET	L	33	8 - 13	1 - 1	4 - 5	0	8	8	4	1	0	6	3	21
9/18/09	ATL vs DET	L	25	7 - 18	3 - 6	0 - 1	1	2	3	2	1	0	6	4	17

## McCoughtry Season/Career/Playoff Highs

	2018 Season	Career	Playoffs
Points	39 (New York, 6/19/18)	9 (New York, 6/19/18)	39 (at Chicago, 9/24/14)
Field Goals Made	9 (Four Times)	14 (Two Times)	14 (vs Seattle, 9/21/16)
Field Goals Att.	22 (New York, 6/19/18)	33 (Connecticut, 6/23/13)	25 (vs Minnesota, 10/7/11)
Free Throws Made	19 (New York, 6/19/18)	19 (New York, 6/19/18)	17 (vs New York, 9/7/10)
Free Throws Att.	22 (New York, 6/19/18)	22 (New York, 6/19/18)	21 (Two Times)
3PT Made	3 (Two Times)	4 (Three Times)	4 (at Chicago, 9/25/16)
3PT Att.	5 (Three Times)	9 (Two Times)	6 (5 Times)
Offensive Reb.	6 (Phoenix, 6/3/18)	8 (New York, 6/22/14)	6 (at Indiana, 9/28/12)
Defensive Reb.	11 (Seattle, 6/10/18)	11 (Seattle, 6/10/18)	8 (at Detroit, 9/16/09)
Total Reb.	14 (New York, 6/19/18)	14 (Two Times)	10 (at Connecticut, 9/16/11)
Assists	7 (Indiana, 7/13/18)	10 (Three Times)	9 (at Chicago, 9/26/16)
Blocks	3 (Las Vegas, 8/7/18)	4 (Chicago, 6/16/13)	2 (Seven Times)
Steals	3 (Five Times)	7 (Three Times)	5 (vs New York, 9/7/10)
Minutes	36 (New York, 6/19/18)	43 (Two Times)	38 (at Washington, 8/25/10)
Double-Doubles	3 Total	19 Total	1 (at Connecticut, 9/16/11)







## #34 Imani McGee-Stafford

**Center 6-7 200 10/11/94 2 Texas**

**WNBA TRANSACTIONS:** Drafted by Chicago Sky with 10th pick in 2016 Draft...Traded to Dream on July 31, 2017 along with Tamera Young.

**2018 Season:** Grabbed eight boards and blocked two shots against Minnesota (8/5)...Came off bench to grab seven rebounds and block two shots in win over Chicago (8/3)...Grabbed 12 rebounds, including six offensive boards in win over New York (7/19)...Scored 13 points in second start of the season against Indiana (7/1)...Started first game of the season and finished with a season-high 15 points against Minnesota (6/29)...Scored six points in 11 minutes off the bench vs

Indiana (6/14)...Played a season-high 17 minutes and grabbed a season-high five rebounds against Los Angeles (6/12)...Played 10 minutes and grabbed four rebounds at Chicago (5/23).

### McGee-Stafford 2018 Game-By-Game

Date	Opp	GS	MP	FGM-A	3PM-A	FTM-A	OREB	DREB	REB	AST	PF	STL	TO	BS	PTS
5/20	Dallas		7	0-1	0-0	0-0	0	1	1	0	3	1	2	1	0
5/23	Chicago		10	1-5	0-0	0-2	2	2	4	0	0	0	1	0	2
5/26	Dallas		6	1-1	0-0	0-0	0	0	0	0	1	2	1	0	2
5/29	Minnesota		7	0-1	0-0	1-2	1	0	1	0	1	0	3	0	1
6/3	Phoenix		9	1-2	0-0	0-0	1	0	1	0	2	0	1	0	2
6/5	Connecticut		-	0-0	0-0	0-0	0	0	0	0	0	0	0	0	0
6/8	Las Vegas		-	0-0	0-0	0-0	0	0	0	0	0	0	0	0	0
6/10	Seattle		-	0-0	0-0	0-0	0	0	0	0	0	0	0	0	0
6/12	Los Angeles		17	2-4	0-0	0-0	4	1	5	2	0	0	0	0	4
6/14	Indiana		11	3-5	0-0	0-0	0	2	2	0	2	0	1	0	6
6/16	Indiana		10	0-3	0-0	0-0	0	3	3	1	2	1	1	0	0
6/19	New York		3	0-2	0-0	0-0	0	1	1	1	1	0	0	0	0
6/22	Connecticut		-	0-0	0-0	0-0	0	0	0	0	0	0	0	0	0
6/27	Chicago		7	2-2	0-0	0-0	0	3	3	1	1	1	0	1	4
6/29	Minnesota	x	22	7-10	0-0	1-2	3	2	5	0	3	0	3	1	15
7/1	Indiana	x	23	6-7	0-0	1-1	1	4	5	2	3	2	0	0	13
7/6	Seattle		8	1-1	0-0	0-0	0	2	2	0	0	0	0	0	2
7/8	Phoenix		13	0-3	0-0	0-0	2	6	8	1	2	0	1	0	0
7/11	Washington		-	0-0	0-0	0-0	0	0	0	0	0	0	0	0	0
7/13	Indiana		15	2-2	0-0	0-2	0	4	4	3	1	1	0	0	4
7/15	Washington		10	2-3	0-0	1-2	3	3	6	0	3	0	2	0	5
7/17	Connecticut		2	0-0	0-0	0-0	0	0	0	0	2	0	0	0	0
7/19	New York		17	1-9	0-0	0-0	6	6	12	0	0	1	0	0	2
7/22	Seattle		9	1-2	0-0	0-0	1	0	1	1	1	1	1	0	2
7/24	Los Angeles		10	1-2	0-0	0-0	2	1	3	1	1	0	1	0	2
7/31	Washington		7	1-2	0-0	0-0	2	1	3	0	0	2	0	0	2
8/3	Chicago		10	1-3	0-0	0-0	3	4	7	1	1	0	2	2	2
8/5	Minnesota		14	2-3	0-0	0-0	4	4	8	2	4	0	1	2	4
8/7	Las Vegas		8	1-2	0-0	0-0	0	1	1	0	1	0	0	1	2
8/9	Los Angeles		7	1-1	0-0	0-0	0	2	2	0	2	0	0	0	2
8/11	Dallas		7	2-3	0-0	1-2	1	0	1	0	1	0	0	0	5
8/12	New York		14	0-3	0-0	2-2	1	4	5	2	1	0	0	0	2
8/17	Phoenix		12	0-2	0-0	0-0	1	0	1	0	4	1	2	0	0
8/19	Las Vegas		11	0-2	0-0	0-0	1	3	4	0	1	0	0	2	0
8/26	Washington		-	-	-	-	-	-	-	-	-	-	-	-	-
8/28	Washington		8	2-2	0-0	0-0	2	1	3	0	1	0	0	1	4

2018 Playoffs

# Imani McGee-Stafford Career/Playoff Statistics

## Career Averages

Season	Team	G	GS	MPG	FG%	3P%	FT%	OREB	DREB	RPG	APG	SPG	BPG	TO	PF	PPG
2016	CHI	31	16	18.9	55.4	0.0	66.0	1.7	3.9	5.6	0.6	0.6	1.3	0.9	3.0	6.7
2017	TOT	32	4	13.4	46.3	33.3	65.2	1.4	2.5	3.9	0.4	0.2	0.7	0.7	2.0	4.1
2018	ATL	29	2	10.5	45.3	0.0	46.7	1.3	2.1	3.4	0.6	0.4	0.3	0.7	1.5	2.9
Career		92	22	14.4	50.0	33.3	62.5	1.5	2.8	4.3	0.5	0.5	0.8	0.8	2.2	4.6

## Career Playoff Averages

Season	Team	G	GS	MPG	FG%	3P%	FT%	OREB	DREB	RPG	APG	SPG	BPG	TO	PF	PPG
2016	CHI	5	5	20.4	50.0	0.0	60.0	3.2	5.0	8.2	0.8	0.0	2.0	1.0	3.8	8.4
2018	ATL	1	0	8.3	100	0.0	0.0	2.0	1.0	3.0	0.0	0.0	1.0	0.0	1.0	4.0
Career		6	5	18.4	52.6	0.0	60.0	3.0	4.3	7.3	0.7	0.0	1.8	0.8	3.3	7.7

## Playoff Game-By-Game

### 2018 Playoffs

Date	Opponent	Result	Min.	FG-FGA	3FG-3A	FT-FTA	OR	DR	TR	A	ST	BS	TO	PF	PTS
8/28/18	ATL vs. WAS	W	8	2 - 2	0 - 0	0 - 0	2	1	3	0	0	1	0	1	4

### 2016 Playoffs

Date	Opponent	Result	Min.	FG-FGA	3FG-3A	FT-FTA	OR	DR	TR	A	ST	BS	TO	PF	PTS
9/25/16	CHI vs ATL	W	18	3 - 5	0 - 0	2 - 2	4	7	11	1	0	6	0	5	8
9/28/16	CHI at LAS	L	9	3 - 6	0 - 0	0 - 0	1	4	5	0	0	0	0	2	6
9/30/16	CHI at LAS	L	11	0 - 3	0 - 0	0 - 0	2	2	4	1	0	0	2	3	0
10/2/16	CHI vs LAS	W	23	6 - 11	0 - 0	1 - 2	5	6	11	1	0	1	0	5	13
10/4/16	CHI vs LAS	L	31	6 - 11	0 - 0	3 - 6	4	6	10	1	0	3	3	4	15

## McGee-Stafford Season/Career/Playoff Highs

	2018 Season	Career	Playoffs
Points	15 (Minnesota, 6/29/18)	16 (Indiana, 6/10/16)	15 (vs Los Angeles, 10/04/16)
Field Goals Made	7 (Minnesota, 6/29/18)	8 (Indiana, 6/10/16)	6 (Two Times)
Field Goals Att.	10 (Minnesotam 6/29/18)	12 (Three Times)	11 (Two Times)
Free Throws Made	2 (New York, 8/12/18)	3 (Three Times)	3 (vs Los Angeles, 10/04/16)
Free Throws Att.	2 (Seven Times)	4 (Three times)	6 (vs Los Angeles, 10/04/16)
3PT Made	N/A	1 (Los Angeles, 6/6/17)	N/A
3PT Att.	N/A	1 (Three Times)	N/A
Offensive Reb.	6 (New York, 7/19/18)	6 (Three Times)	5 (vs Los Angeles, 10/02/16)
Defensive Reb.	6 (New York, 7/19/18)	11 (Indiana, 6/10/16)	7 (vs Atlanta, 9/25/16)
Total Reb.	12 (New York, 7/19/18)	13 (Phoenix, 7/10/16)	11 (Two Times)
Assists	3 (indiana, 7/13/18)	3 (Phoenix, 6/16/17)	1 (Four Times)
Blocks	2 (Two Times)	4 (Four Times)	6 (vs Atlanta, 9/25/16)
Steals	2 (Three Times)	3 (Indiana, 6/29/16)	N/A
Minutes	23 (indiana, 7/1/18)	31 (Minnesota, 5/14/17)	31 (vs Los Angeles, 10/04/16)
Double-Doubles	N/A	N/A	2



## #21 Renee Montgomery

**Guard 5-7 141 12/2/86 9 Connecticut**

**WNBA TRANSACTIONS:** Signed with Dream as a free agent on February 1, 2018.

**2018 Season:** Finished with 16 points and dished out a season-high nine assists against Las Vegas (8/19)... Scored 10 points against Phoenix (8/17)...Hit a record-breaking eight three-pointers and finished with 30 points against New York (8/12)... Finished with 24 points for the second time this season and shot six-for-seven from behind the arc against Dallas (8/11)...Scored nine points and dished out six assists against Los Angeles (8/9)...Broke franchise record with seven three-pointers made and finished with 24 points in win over New York (7/19)...Dropped five three-point shots and finished with 21 points and five assists at Washington (7/11)...Scored 13 points and knocked down four three-point field goals vs Phoenix (7/8)...Finished

with 10 points against Seattle (7/6)...Scored 12 points and dished out six assists in back-to-back games against Indiana (7/1)...Led the team in scoring with a season-high 19 points against Chicago (6/27)...Finished with 12 points and three assists against Indiana (6/16)... Recorded 11 points and three assists at Las Vegas (6/8)... Grabbed a season-high four boards against Connecticut (6/5)...Scored 14 points and dished out four assists in Dream debut at Dallas (5/20).

### Montgomery 2018 Game-By-Game

Date	Opp	GS	MP	FGM-A	3PM-A	FTM-A	OREB	DREB	REB	AST	PF	STL	TO	BS	PTS
5/20	Dallas	x	29	4-11	3-9	3-3	0	2	2	4	4	2	0	0	14
5/23	Chicago	x	23	2-7	1-5	0-0	0	2	2	3	1	1	3	0	5
5/26	Dallas	x	23	3-10	3-7	0-0	1	1	2	3	4	1	1	0	9
5/29	Minnesota	x	27	3-6	1-3	3-3	0	2	2	5	1	0	3	0	10
6/3	Phoenix	x	26	4-9	4-6	2-2	0	3	3	2	1	0	1	0	14
6/5	Connecticut	x	25	3-6	3-5	3-3	0	4	4	2	0	2	3	0	12
6/8	Las Vegas	x	25	4-8	3-5	0-0	0	0	0	3	1	1	1	0	11
6/10	Seattle	x	31	1-8	0-5	0-0	0	2	2	2	2	0	2	1	2
6/12	Los Angeles	x	27	2-4	0-2	1-2	0	2	2	2	1	1	1	0	5
6/14	Indiana	x	31	2-6	2-6	0-0	0	3	3	3	2	2	1	0	6
6/16	Indiana	x	30	4-9	2-5	2-2	0	1	1	3	2	3	2	0	12
6/19	New York	x	33	4-16	2-12	2-2	0	1	1	1	5	1	4	0	12
6/22	Connecticut	x	28	2-7	2-6	3-4	0	1	1	2	4	2	1	0	9
6/27	Chicago	x	32	7-9	5-7	0-0	0	2	2	5	0	1	1	0	19
6/29	Minnesota	x	26	0-5	0-4	2-2	0	0	0	6	1	0	3	0	2
7/1	Indiana	x	32	3-8	1-3	3-3	0	0	0	6	2	2	1	0	12
7/6	Seattle	x	33	2-10	2-9	4-5	0	1	1	3	2	0	2	0	10
7/8	Phoenix	x	32	4-9	4-8	1-1	0	3	3	3	2	0	3	1	13
7/11	Washington	x	29	6-9	5-8	4-4	0	1	1	5	1	4	1	0	21
7/13	Indiana	x	16	1-3	1-3	0-0	0	1	1	1	1	0	2	0	3
7/15	Washington	x	24	1-6	1-4	0-0	0	1	1	3	2	0	0	0	3
7/17	Connecticut	x	25	2-5	1-4	1-1	0	1	1	2	3	2	3	0	6
7/19	New York	x	21	7-13	7-13	3-4	1	1	2	5	0	3	3	0	24
7/22	Seattle	x	24	1-4	0-3	2-3	1	1	2	4	1	0	1	0	4
7/24	Los Angeles	x	26	1-3	0-1	3-4	0	2	2	6	0	2	2	0	5
7/31	Washington	x	31	2-9	2-9	2-2	0	3	3	3	1	1	0	0	8
8/3	Chicago	x	26	3-12	1-9	2-2	1	2	3	4	3	1	2	0	9
8/5	Minnesota	x	23	2-6	0-4	0-0	0	2	2	5	1	1	1	0	4
8/7	Las Vegas	x	15	0-5	0-5	0-0	0	0	0	4	1	1	0	0	0
8/9	Los Angeles	x	32	2-5	1-4	4-6	0	2	2	6	2	2	1	0	9
8/11	Dallas	x	33	8-9	6-7	2-2	0	0	0	5	2	1	3	0	24
8/12	New York	x	35	9-17	8-13	4-4	0	2	2	3	2	3	0	0	30
8/17	Phoenix	x	29	3-11	3-8	1-1	0	2	2	1	1	0	1	0	10
8/19	Las Vegas	x	35	5-10	4-8	2-2	0	3	3	9	1	5	1	0	16
8/26	Washington	x	36	3-11	2-8	0-0	0	3	3	2	2	0	1	0	8
8/28	Washington	x	28	2-7	1-3	1-1	0	0	0	3	2	0	1	1	6

2018 Playoffs

# Renee Montgomery Career/Playoff Statistics

## Career Averages

Season	Team	G	GS	MPG	FG%	3P%	FT%	OREB	DREB	RPG	APG	SPG	BPG	TO	PF	PPG
2009	MIN	34	9	22.5	40.8	34.7	83.3	0.4	1.5	1.9	2.1	0.7	0.2	1.9	1.1	9.0
2010	CON	34	23	27.7	40.1	34.9	85.5	0.4	1.8	2.2	4.1	1.3	0.0	2.2	2.0	13.3
2011	CON	34	34	29.1	40.0	38.4	82.9	0.4	1.8	2.1	4.9	1.4	0.0	2.6	1.4	14.6
2012	CON	34	0	24.0	34.8	36.4	84.8	0.2	1.6	1.9	2.6	1.0	0.0	2.2	1.5	11.6
2013	CON	23	18	27.2	36.5	32.7	89.7	0.3	1.5	1.8	3.1	0.7	0.0	2.4	1.7	10.1
2014	CON	33	0	16.2	37.3	33.0	77.5	0.2	0.6	0.8	2.4	0.6	0.0	1.3	1.2	6.7
2015	TOT	36	7	17.9	37.2	30.8	81.1	0.2	1.3	1.5	2.8	0.8	0.1	1.4	1.7	6.4
2016	MIN	34	2	19.3	39.7	32.1	82.8	0.2	0.7	0.9	2.8	0.9	0.0	1.7	1.4	7.5
2017	MIN	34	12	21.8	42.4	35.8	84.2	0.4	1.1	1.6	3.4	0.7	0.0	1.7	1.4	8.0
2018	ATL	34	34	27.5	38.9	37.1	88.1	0.1	1.6	1.7	3.7	1.3	0.0	1.5	1.7	10.3
Career		330	139	23.2	38.8	35.0	84.1	0.3	1.3	1.6	3.2	1.0	0.0	1.9	1.5	9.7

## Career Playoff Averages

Season	Team	G	GS	MPG	FG%	3P%	FT%	OREB	DREB	RPG	APG	SPG	BPG	TO	PF	PPG
2011	CON	2	2	28.4	47.1	33.3	87.5	0.5	1.0	1.5	4.5	0.5	0.5	3.5	3.0	13.0
2012	CON	5	0	24.1	39.3	41.2	83.3	0.0	1.2	1.2	3.4	0.4	0.0	1.4	0.6	6.8
2015	MIN	9	0	9.7	47.8	30.8	87.5	0.0	0.3	0.3	0.9	0.6	0.1	0.5	0.8	3.7
2016	MIN	8	0	12.6	37.0	44.4	90.0	0.1	0.3	0.4	1.9	0.5	0.0	1.0	0.6	4.1
2017	MIN	8	0	17.1	44.9	39.3	50.0	0.0	1.3	1.3	1.9	0.5	0.2	1.2	0.9	7.0
2018	ATL	2	2	32.5	27.8	27.3	100	0.0	1.5	1.5	2.5	0.0	0.5	1.0	2.0	7.0
Career		34	4	16.7	41.4	36.8	85.7	0.1	0.8	0.8	2.0	0.5	0.2	1.2	0.9	5.8



# Playoff Game-By-Game

## 2018 Playoffs

Date	Opponent	Result	Min.	FG-FGA	3FG-3A	FT-FTA	OR	DR	TR	A	ST	BS	TO	PF	PTS
8/26/18	ATL vs. WAS	L	37	3 - 11	2 - 8	0 - 0	0	3	3	2	0	0	1	2	8
8/28/18	ATL vs. WAS	W	28	28	2 - 7	1 - 3	1 - 1	0	0	0	3	0	1	1	2

6

## 2017 Playoffs

Date	Opponent	Result	Min.	FG-FGA	3FG-3A	FT-FTA	OR	DR	TR	A	ST	BS	TO	PF	PTS
10/4/17	MIN vs. LAS	W	7	1 - 3	0 - 1	0 - 0	0	0	0	0	0	0	1	3	2
10/1/17	MIN @ LAS	W	12	2 - 2	1 - 1	0 - 0	0	1	1	3	1	1	3	1	5
9/29/17	MIN @ LAS	L	28	5 - 11	2 - 6	0 - 0	0	2	2	1	2	1	3	3	12
9/26/17	MIN vs. LAS	W	14	3 - 5	1 - 3	0 - 0	0	3	3	0	1	0	1	0	7
9/24/17	MIN vs. LAS	L	17	1 - 7	0 - 3	1 - 2	0	0	0	3	0	0	2	0	3
9/17/17	MIN @ WAS	W	19	1 - 4	1 - 3	0 - 0	0	2	2	4	0	0	0	0	3
9/14/17	MIN vs. WAS	W	20	2 - 7	2 - 6	0 - 0	0	1	1	1	0	0	0	0	6
9/12/17	MIN vs. WAS	W	21	7 - 10	4 - 5	0 - 0	0	1	1	3	0	0	0	0	18

## 2016 Playoffs

Date	Opponent	Result	Min.	FG-FGA	3FG-3A	FT-FTA	OR	DR	TR	A	ST	BS	TO	PF	PTS
10/20/16	MIN vs. LAS	L	12	1 - 1	1 - 1	0 - 0	0	0	0	0	0	0	0	0	3
10/16/16	MIN @ LAS	W	6	1 - 3	0 - 0	4 - 5	1	1	2	2	0	0	1	0	6
10/14/16	MIN @ LAS	L	20	1 - 3	0 - 1	4 - 4	0	0	0	4	1	0	2	1	6
10/11/16	MIN vs. LAS	W	5	0 - 3	0 - 3	0 - 0	0	0	0	0	0	0	0	0	0
10/9/16	MIN vs. LAS	L	9	0 - 2	0 - 0	0 - 0	0	0	0	3	0	0	3	0	0
10/2/16	MIN @ PHO	W	14	3 - 5	1 - 1	0 - 0	0	0	0	1	1	0	2	0	7
9/30/16	MIN vs. PHO	W	15	0 - 4	0 - 1	0 - 0	0	1	1	2	1	0	0	2	0
9/28/16	MIN vs. PHO	W	19	4 - 6	2 - 2	1 - 1	0	0	0	3	1	0	0	2	11

## 2015 Playoffs

Date	Opponent	Result	Min.	FG-FGA	3FG-3A	FT-FTA	OR	DR	TR	A	ST	BS	TO	PF	PTS
10/14/15	MIN vs. IND	W	19	2 - 5	0 - 2	5 - 6	0	1	1	4	3	0	0	1	9
10/11/15	MIN @ IND	L	17	3 - 5	1 - 3	0 - 0	0	2	2	2	1	0	1	4	7
10/9/15	MIN @ IND	W	23	4 - 8	2 - 4	2 - 2	0	0	0	2	1	1	2	0	12
10/6/15	MIN vs. IND	W	15	1 - 2	0 - 1	0 - 0	0	0	0	0	0	0	0	1	2
10/4/15	MIN vs. IND	L	5	1 - 2	1 - 2	0 - 0	0	0	0	0	1	0	0	1	3
9/27/15	MIN @ PHO	W	2	0 - 0	0 - 0	0 - 0	0	0	0	0	0	0	1	0	0
9/24/15	MIN vs. PHO	W	1	0 - 0	0 - 0	0 - 0	0	0	0	0	0	0	0	0	0
9/20/15	MIN @ LAS	L	6	0 - 1	0 - 1	0 - 0	0	0	0	0	0	0	1	0	0
9/18/15	MIN vs. LAS	W	0	0 - 0	0 - 0	0 - 0	0	0	0	0	0	0	0	0	0

## 2012 Playoffs

Date	Opponent	Result	Min.	FG-FGA	3FG-3A	FT-FTA	OR	DR	TR	A	ST	BS	TO	PF	PTS
10/11/12	CON vs. IND	L	27	4 - 6	2 - 4	3 - 4	0	1	1	1	1	0	1	0	13
10/8/12	CON @ IND	L	26	2 - 8	2 - 6	0 - 0	0	2	2	4	0	0	1	1	6
10/5/12	CON vs. IND	W	23	2 - 5	1 - 2	0 - 0	0	1	1	7	0	0	2	0	5
9/29/12	CON @ NYL	W	25	1 - 4	1 - 2	0 - 0	0	0	0	3	1	0	1	2	3
9/27/12	CON vs. NYL	W	20	2 - 5	1 - 3	2 - 2	0	2	2	2	0	0	2	0	7

## 2011 Playoffs

Date	Opponent	Result	Min.	FG-FGA	3FG-3A	FT-FTA	OR	DR	TR	A	ST	BS	TO	PF	PTS
9/18/11	CON @ ATL	L	31	4 - 9	1 - 4	1 - 2	0	2	2	6	0	1	4	3	10

## Montgomery Season/Career/Playoff Highs

	2018 Season	Career	Playoffs
Points	30 (New York, 8/12/18)	33 (Two Times)	18 (vs Washington 9/12/17)
Field Goals Made	9 (New York, 8/12/18)	13 (Minnesota, 8/3/10)	7 (vs Washington, 9/12/17)
Field Goals Att.	17 (New York, 8/12/18)	29 (Minnesota, 8/3/10)	11 (Two Times)
Free Throws Made	4 (Four Times)	11 (Washington, 6/16/11)	6 (vs Atlanta, 9/16/11)
Free Throws Att.	5 (Seattle, 7/6/18)	12 (Washington, 6/16/11)	6 (Two Times)
3PT Made	8 (New York, 8/12/18)	8 (New York, 8/12/18)	4 (vs Washington, 9/12/17)
3PT Att.	13 (Two Times)	13 (Two Times)	8 (vs Washington, 8/26/18)
Offensive Reb.	1 (Four Times)	3 (San Antonio, 6/6/10)	1 (Two Times)
Defensive Reb.	4 (Connecticut, 6/5/18)	7 (New York, 6/27/10)	3 (Two Times)
Total Reb.	4 (Two Times)	7 (New York, 6/27/10)	3 (Two Times)
Assists	6 (Three Times)	10 (Three Times)	7 (vs Indiana, 10/5/12)
Blocks	1 (Seattle, 6/10/18)	2 (Indiana, 6/17/14)	1 (Five Times)
Steals	4 (Washington, 7/11/18)	5 (Five Times)	3 (vs Indiana, 10/14/15)
Minutes	35 (New York, 8/12/18)	43 (Chicago, 6/23/11)	36 (vs Washington, 8/26/18)
Double-Doubles	N/A	N/A	N/A





### #3 Alexis Prince

**Guard 6-2 178 2/5/94 1 Baylor**

**WNBA TRANSACTIONS:** Drafted No. 29 overall by the Phoenix Mercury in the 2017 WNBA Draft...Signed a 7-day contract with the Dream on June 5, 2018.

**2018 Season:** Scored five points in first minutes with the Dream against Indiana (7/13).

### Prince 2018 Game-By-Game

Date	Opp	GS	MP	FGM-A	3PM-A	FTM-A	OREB	DREB	REB	AST	PF	STL	TO	BS	PTS
7/6	Seattle	-	-	0-0	0-0	0-0	0	0	0	0	0	0	0	0	0
7/8	Phoenix	-	-	0-0	0-0	0-0	0	0	0	0	0	0	0	0	0
7/11	Washington	-	-	0-0	0-0	0-0	0	0	0	0	0	0	0	0	0
7/13	Indiana	4	-	2-3	1-1	0-0	0	1	1	0	1	0	0	0	5
7/15	Washington	-	-	0-0	0-0	0-0	0	0	0	0	0	0	0	0	0
7/17	Connecticut	-	-	0-0	0-0	0-0	0	0	0	0	0	0	0	0	0
7/19	New York	-	-	0-0	0-0	0-0	0	0	0	0	0	0	0	0	0
7/22	Seattle	-	-	0-0	0-0	0-0	0	0	0	0	0	0	0	0	0
7/24	Los Angeles	-	-	-	-	-	-	-	-	-	-	-	-	-	-
7/31	Washington	-	-	-	-	-	-	-	-	-	-	-	-	-	-
8/3	Chicago	-	-	-	-	-	-	-	-	-	-	-	-	-	-
8/5	Minnesota	-	-	-	-	-	-	-	-	-	-	-	-	-	-
8/7	Las Vegas	-	-	-	-	-	-	-	-	-	-	-	-	-	-
8/9	Los Angeles	-	-	-	-	-	-	-	-	-	-	-	-	-	-
8/11	Dallas	-	-	-	-	-	-	-	-	-	-	-	-	-	-
8/12	New York	-	-	-	-	-	-	-	-	-	-	-	-	-	-
8/17	Phoenix	2	-	1-2	0-0	0-0	1	0	1	0	0	0	0	0	2
8/19	Las Vegas	-	-	-	-	-	-	-	-	-	-	-	-	-	-
8/26	Washington	-	-	-	-	-	-	-	-	-	-	-	-	-	-
8/28	Washington	-	-	-	-	-	-	-	-	-	-	-	-	-	-

2018 Playoffs

# Alexis Prince Career/Playoff Statistics

## Career Averages

Season	Team	G	GS	MPG	FG%	3P%	FT%	OREB	DREB	RPG	APG	SPG	BPG	TO	PF	PPG
2017	PHO	18	0	7.2	34.1	31.3	100	0.1	0.9	1.0	0.4	0.2	0.2	0.1	0.4	1.9
2018	ATL	2	0	3.0	60.0	100	0.0	0.5	0.5	1.0	0.0	0.0	0.0	0.0	0.5	3.5
Career		20	0	6.8	37.0	35.3	100	0.1	0.9	1.0	0.4	0.2	0.2	0.2	0.5	2.1

## Career Playoff Averages

Season	Team	G	GS	MPG	FG%	3P%	FT%	OREB	DREB	RPG	APG	SPG	BPG	TO	PF	PPG
2017	PHO	2	0	0.7	0.0	0.0	0.0	0.0	0.0	0.0	0.0	0.0	0.0	0.5	0.0	0.0
Career		2	0	0.7	0.0	0.0	0.0	0.0	0.0	0.0	0.0	0.0	0.0	0.5	0.0	0.0

## Playoff Game-By-Game

### 2017 Playoffs

Date	Opponent	Result	Min.	FG-FGA	3FG-3A	FT-FTA	OR	DR	TR	A	ST	BS	TO	PF	PTS
9/14/17	PHO @ LAS	L	1	0 - 0	0 - 0	0 - 0	0	0	0	0	0	0	0	0	0
9/12/17	PHO @ LAS	L	1	0 - 0	0 - 0	0 - 0	0	0	0	0	0	0	1	0	0

## Prince Season/Career/Playoff Highs

	2018 Season	Career	Playoffs
Points	5 (Indiana, 7/13/18)	9 (Los Angeles, 8/25/17)	N/A
Field Goals Made	2 (Indiana, 7/13/18)	4 (Los Angeles, 8/25/17)	N/A
Field Goals Att.	3 (Indiana, 7/13/18)	7 (Chicago, 7/28/17)	N/A
Free Throws Made	N/A	2 (Seattle, 8/12/17)	N/A
Free Throws Att.	N/A	2 (Seattle, 8/12/17)	N/A
3PT Made	1 (Indiana, 7/13/18)	1 (Six Times)	N/A
3PT Att.	1 (Indiana, 7/13/18)	3 (Dallas, 5/27/17)	N/A
Offensive Reb.	1 (Phoenix, 8/17/18)	1 (Two Times)	N/A
Defensive Reb.	1 (Indiana, 7/13/18)	3 (Three Times)	N/A
Total Reb.	1 (Two Times)	3 (Three Times)	N/A
Assists	N/A	2 (Three Times)	N/A
Blocks	N/A	1 (Four Times)	N/A
Steals	N/A	2 (Chicago, 7/28/17)	N/A
Minutes	4 (Indiana, 7/13/18)	20 (Chicago, 7/28/17)	1 (Two Times)



## #7 Brittney Sykes

**Guard**      **5-9**    **155**    **2/7/94**      **1**      **Syracuse**

**WNBA TRANSACTIONS:** Selected 7th overall in the 2017 WNBA Draft from the Syracuse.

**2018 Season:** Scored nine points and grabbed six boards against Washington (8/28)...Finished with 10 points in first playoff game against Washington (8/26)... Scored 11 points against Phoenix (8/17)...Finished with 17 points and seven rebounds against New York (8/12)...Came off the bench and scored 12 points against Las Vegas (8/7)...Scored nine points and dropped five assists against Washington (7/31)...Finished with 13 points against Los Angeles (7/24)...Scored 11 points, all in the fourth quarter, at the Connecticut Sun (7/17)...Led the Dream with 17 points and six rebounds in win over Washington (7/15)...Scored 14 points and dished out five assists against Indiana (7/13)...Came off the bench and scored 12 points against Seattle (7/6)...Led the Dream in scoring with a season-high 20 points and dished out a career-best seven assists in

first start of the season against Indiana (7/1)...Finished with 14 points against Minnesota (6/29)...Scored 13 points and dished out four assists against Connecticut (6/22) in first game back after missing five games... Suffered a right foot injury in Las Vegas game (6/8)... Came off the bench and scored 14 points and grabbed seven rebounds in 21 minutes at Dallas (5/20).

## Sykes 2018 Game-By-Game

Date	Opp	GS	MP	FGM-A	3PM-A	FTM-A	OREB	DREB	REB	AST	PF	STL	TO	BS	PTS
5/20	Dallas		21	4-11	0-3	6-9	1	6	7	3	3	0	3	0	14
5/23	Chicago		20	5-8	1-1	2-2	0	1	1	1	3	0	2	1	13
5/26	Dallas		14	2-6	1-3	0-0	0	0	0	0	2	0	2	3	5
5/29	Minnesota		20	3-8	0-4	1-2	0	1	1	5	1	1	0	0	7
6/3	Phoenix		15	3-8	0-4	0-2	1	2	3	0	1	0	1	0	6
6/5	Connecticut		21	2-5	0-0	2-4	0	2	2	2	1	0	1	1	6
6/8	Las Vegas		15	1-4	0-1	0-2	1	3	4	1	3	0	1	2	2
6/10	Seattle		-	0-0	0-0	0-0	0	0	0	0	0	0	0	0	0
6/12	Los Angeles		-	0-0	0-0	0-0	0	0	0	0	0	0	0	0	0
6/14	Indiana		-	0-0	0-0	0-0	0	0	0	0	0	0	0	0	0
6/16	Indiana		-	0-0	0-0	0-0	0	0	0	0	0	0	0	0	0
6/19	New York		-	0-0	0-0	0-0	0	0	0	0	0	0	0	0	0
6/22	Connecticut		26	3-11	0-2	7-11	1	3	4	4	2	2	1	0	13
6/27	Chicago		16	1-5	1-2	1-2	1	4	5	1	0	1	2	0	4
6/29	Minnesota		26	6-12	0-3	2-4	0	3	3	3	3	2	3	1	14
7/1	Indiana	x	31	7-12	3-4	3-4	0	4	4	7	5	0	0	1	20
7/6	Seattle		19	5-11	2-4	0-0	1	5	6	2	1	0	0	0	12
7/8	Phoenix		17	5-14	0-3	3-4	2	1	3	1	0	1	1	0	13
7/11	Washington		15	0-3	0-1	0-0	0	1	1	0	4	0	0	0	0
7/13	Indiana		20	3-4	2-3	6-8	1	5	6	5	4	0	1	0	14
7/15	Washington		21	4-9	3-5	6-6	2	4	6	0	2	0	2	1	17
7/17	Connecticut	x	19	4-10	1-2	2-2	0	4	4	0	1	0	2	0	11
7/19	New York		19	3-9	0-4	1-4	2	1	3	1	3	0	1	1	7
7/22	Seattle		16	3-7	0-2	1-2	1	6	7	0	1	0	2	1	5
7/24	Los Angeles		18	6-10	1-3	0-0	2	2	4	0	1	0	0	0	13
7/31	Washington		22	3-7	0-2	3-6	0	7	7	5	3	1	0	1	9
8/3	Chicago		20	1-8	1-2	0-0	0	1	1	4	0	1	0	1	3
8/5	Minnesota		25	2-6	1-5	3-4	1	1	2	6	1	0	0	1	8
8/7	Las Vegas		25	5-9	2-5	0-0	0	3	3	2	1	1	3	1	12
8/9	Los Angeles	x	25	1-6	1-3	1-2	0	3	3	1	1	0	2	0	6
8/11	Dallas	x	21	3-7	0-4	2-2	0	2	2	5	0	1	0	0	8
8/12	New York	x	28	4-9	1-3	8-10	0	7	7	4	2	0	1	0	17
8/17	Phoenix	x	22	3-9	1-1	4-4	0	0	0	1	2	0	1	1	11
8/19	Las Vegas	x	24	4-8	0-3	1-2	1	2	3	4	1	0	0	1	9
8/26	Washington	x	25	4-9	0-2	2-4	0	2	2	2	2	0	1	0	10
8/28	Washington	x	27	4-8	1-3	0-2	0	6	6	1	4	0	5	1	9

2018 Playoffs

# Brittney Sykes Career Statistics

## Career Averages

Season	Team	G	GS	MPG	FG%	3P%	FT%	OREB	DREB	RPG	APG	SPG	BPG	TO	PF	PPG
2017	ATL	34	23	25.4	40.8	33.6	72.9	0.8	3.3	4.1	1.9	0.5	0.5	1.7	2.5	13.9
2018	ATL	29	7	20.7	41.1	26.8	66.3	0.6	2.9	3.5	2.3	0.3	0.6	1.0	1.8	9.7
Career		63	30	23.2	40.9	30.7	70.0	0.7	3.1	3.9	2.1	0.5	0.5	1.4	2.2	11.9

## Career Playoff Averages

Season	Team	G	GS	MPG	FG%	3P%	FT%	OREB	DREB	RPG	APG	SPG	BPG	TO	PF	PPG
2018	ATL	2	2	26.1	47.1	20.0	33.3	0.0	4.0	4.0	1.5	0.0	0.5	3.0	3.0	9.5
Career		2	2	26.1	47.1	20.0	33.3	0.0	4.0	4.0	1.5	0.0	0.5	3.0	3.0	9.5

## Playoff Game-By-Game

### 2018 Playoffs

Date	Opponent	Result	Min.	FG-FGA	3FG-3A	FT-FTA	OR	DR	TR	A	ST	BS	TO	PF	PTS
8/26/18	ATL vs. WAS	L	25	4 - 9	0 - 2	2 - 4	0	2	2	2	0	0	1	2	10
8/28/18	ATL vs. WAS	W	27	4 - 8	1 - 3	0 - 2	0	6	6	1	0	1	5	4	9

## Sykes Season/Career/Playoff Highs

	2018 Season	Career	Playoffs
Points	20 (Indiana, 7/1/18)	33 (Phoenix, 9/3/17)	10 (vs Washington, 8/26/18)
Field Goals Made	8 (New York, 8/12/18)	12 (Phoenix, 9/3/17)	4 (Two Times)
Field Goals Att.	12 (Two Times)	23 (Phoenix, 7/25/17)	9 (vs Washington, 8/26/18)
Free Throws Made	7 (Connecticut, 6/22/18)	12 (Washington, 7/19/17)	2 (vs Washington, 8/26/18)
Free Throws Att.	11 (Connecticut, 6/22/18)	13 (Washington, 7/19/17)	4 (vs Washington, 8/26/18)
3PT Made	3 (Two Times)	4 (Dallas, 7/9/17)	1 (vs Washington, 8/28/18)
3PT Att.	5 (Two Times)	8 (Phoenix, 7/12/17)	3 (vs Washington, 8/26/18)
Offensive Reb.	2 (Four Times)	4 (Two Times)	N/A
Defensive Reb.	7 (Two Times)	9 (Phoenix, 7/25/17)	6 (vs Washington, 8/26/18)
Total Reb.	7 (Four Times)	13 (Phoenix, 7/25/17)	6 (vs Washington, 8/26/18)
Assists	7 (Indiana, 7/1/18)	7 (Indiana, 7/1/18)	2 (vs Washington, 8/26/18)
Blocks	3 (Dallas, 5/26/18)	3 (Two Times)	1 (vs Washington, 8/26/18)
Steals	2 (Two Times)	2 (Five Times)	N/A
Minutes	31 (Indiana, 7/1/18)	38 (Connecticut, 8/15/17)	27 (vs Washington, 8/26/18)
Double-Doubles	N/A	N/A	N/A





## #1 Elizabeth Williams

**Center/Forward 6-3 199 6/23/93 3 Duke**

**WNBA TRANSACTIONS:** Selected by the Connecticut Sun with the 4th overall pick in the 2015 WNBA Draft...Sun traded Elizabeth Williams to Dream for 4th pick in the 2016 WNBA Draft.

**2018 Season:** Earned second playoff double-double with 10 points and 11 rebounds against Washington (8/28)...Recorded first playoff double-double with 15 points and 14 rebounds against Washington (8/26)...Led the Dream in scoring with 20 points against Las Vegas (8/19)...Scored 13 points against Phoenix (8/17)...Finished with 18 points and five blocks against Dallas (8/11)...Scored 10 points and grabbed seven rebounds against Los Angeles (8/9)...Shot 11-12 from the field with a career-high 22 points and blocked

four shots against Las Vegas (8/7)...Scored 13 points and grabbed 9 rebounds against Washington (7/31)...Finished with 12 points at Los Angeles (7/24)...Led the Dream in win over Seattle with 17 points and eight boards (7/22)...Finished with 16 points and five boards in win at Connecticut (7/17)...Scored 14 points against Indiana (7/13)...Finished with 10 points, six blocks and four rebounds in win over Phoenix (7/8)...Grabbed a season-high 10 rebounds against Connecticut (6/22)...Blocked a season-high four shots against Indiana (6/16)...Scored a season-high 14 points against Dallas (5/26)...Scored 11 points and dished out a career-high six assists against

### Williams 2018 Game-By-Game

Date	Opp	GS	MP	FGM-A	3PM-A	FTM-A	OREB	DREB	REB	AST	PF	STL	TO	BS	PTS
5/20	Dallas	x	25	1-10	0-0	1-4	4	2	6	3	5	2	1	0	3
5/23	Chicago	x	24	4-5	0-0	3-4	3	3	6	6	5	0	0	1	11
5/26	Dallas	x	27	6-13	0-0	2-4	6	2	8	0	5	3	1	2	14
5/29	Minnesota	x	33	4-7	0-0	0-1	1	6	7	1	4	3	1	1	8
6/3	Phoenix	x	25	2-8	0-0	3-6	2	2	4	1	3	0	2	3	7
6/5	Connecticut	x	27	2-8	0-0	0-2	1	1	2	0	2	0	2	1	4
6/8	Las Vegas	x	27	2-6	0-0	0-0	1	5	6	1	5	1	1	2	4
6/10	Seattle	x	20	0-3	0-0	1-2	0	4	4	2	2	0	2	1	1
6/12	Los Angeles	x	15	1-4	0-0	0-0	1	2	3	1	3	2	1	0	2
6/14	Indiana	x	24	1-2	0-0	0-0	0	3	3	1	1	0	2	2	2
6/16	Indiana	x	26	3-7	0-0	2-6	3	4	7	1	2	0	2	4	8
6/19	New York	x	32	1-3	0-0	2-4	3	5	8	1	3	1	2	2	4
6/22	Connecticut	x	25	1-3	0-0	1-4	2	8	10	3	3	2	4	3	3
6/27	Chicago	x	28	6-9	0-0	1-4	5	1	6	1	3	0	1	2	13
6/29	Minnesota	-	-	0-0	0-0	0-0	0	0	0	0	0	0	0	0	0
7/1	Indiana		12	1-3	0-0	0-0	1	0	1	1	1	0	2	1	2
7/6	Seattle	x	23	2-6	0-0	1-2	1	2	3	2	0	1	0	0	5
7/8	Phoenix	x	23	2-3	0-0	6-6	0	4	4	2	4	0	1	6	10
7/11	Washington	x	32	3-4	0-0	2-4	1	5	6	1	1	0	1	3	8
7/13	Indiana	x	19	6-7	0-0	2-3	3	4	7	3	0	1	1	1	14
7/15	Washington	x	30	4-6	0-0	0-0	3	4	7	0	5	0	0	1	8
7/17	Connecticut	x	35	6-7	0-0	4-5	1	4	5	0	2	1	4	2	16
7/19	New York	x	23	3-5	0-0	1-2	3	2	5	1	1	1	0	0	7
7/22	Seattle	x	30	7-9	0-0	3-6	2	6	8	3	2	0	0	2	17
7/24	Los Angeles	x	30	5-7	0-0	2-4	2	4	6	0	2	0	0	0	12
7/31	Washington	x	30	5-9	0-0	3-3	6	3	9	0	1	0	0	0	13
8/3	Chicago	x	25	3-6	0-0	3-4	1	3	4	0	4	2	0	3	9
8/5	Minnesota	x	26	2-5	0-0	0-0	2	3	5	2	3	1	1	1	4
8/7	Las Vegas	x	35	11-12	0-0	0-0	3	2	5	1	3	1	1	4	22
8/9	Los Angeles	x	28	5-8	0-0	0-0	1	6	7	1	4	1	5	2	10
8/11	Dallas	x	32	8-12	0-0	2-3	2	7	9	3	1	2	1	5	18
8/12	New York	x	30	2-2	0-0	4-8	1	3	4	2	2	1	0	2	8
8/17	Phoenix	x	28	4-10	0-0	5-6	3	5	8	2	2	0	0	2	13
8/19	Las Vegas	x	37	8-12	0-0	4-6	3	4	7	0	4	0	2	1	20
8/26	Washington	x	34	6-7	0-0	3-5	5	9	14	2	3	0	0	2	15
8/28	Washington	x	32	4-13	0-0	2-2	4	7	11	1	1	0	0	0	10

2018 Playoffs



# Elizabeth Williams Career/Playoff Statistics

## Career Averages

Season	Team	G	GS	MPG	FG%	3P%	FT%	OREB	DREB	RPG	APG	SPG	BPG	TO	PF	PPG
2015	CON	21	0	11.7	52.8	0.0	56.0	1.0	2.2	3.2	0.4	0.2	0.9	0.5	1.0	3.3
2016	ATL	34	34	34.7	44.2	0.0	69.2	3.1	5.0	8.1	1.2	0.7	2.3	1.2	3.1	11.9
2017	ATL	34	34	31.4	48.5	0.0	65.9	3.1	4.1	7.2	1.4	1.0	1.9	1.3	2.4	10.4
2018	ATL	33	32	26.8	54.8	0.0	56.3	2.2	3.6	5.8	1.4	0.7	1.7	1.2	2.7	9.1
Career		122	100	27.7	48.6	0.0	63.6	2.5	3.9	6.4	1.2	0.8	1.8	1.2	2.4	9.2

## Career Playoff Averages

Season	Team	G	GS	MPG	FG%	3P%	FT%	OREB	DREB	RPG	APG	SPG	BPG	TO	PF	PPG
2016	ATL	2	2	38.3	38.1	0.0	77.8	4.5	8.0	12.5	1.5	0.5	2.5	0.5	5.0	11.5
2018	ATL	2	2	33.0	50.0	0.0	71.4	4.5	8.0	12.5	1.5	0.0	1.0	0.0	2.0	12.5
Career		4	4	35.6	43.9	0.0	75.0	4.5	8.0	12.5	1.5	0.3	1.8	0.3	3.5	12.0

## Playoff Game-By-Game

### 2018 Playoffs

Date	Opponent	Result	Min.	FG-FGA	3FG-3A	FT-FTA	OR	DR	TR	A	ST	BS	TO	PF	PTS
8/26/18	ATL vs. WAS	L	34	6 - 7	0 - 0	3 - 5	5	9	14	2	0	2	0	3	15
8/28/18	ATL vs. WAS	W	32	4 - 13	0 - 0	2 - 2	4	7	11	1	0	0	0	1	10

### 2016 Playoffs

Date	Opponent	Result	Min.	FG-FGA	3FG-3A	FT-FTA	OR	DR	TR	A	ST	BS	TO	PF	PTS
9/21/16	ATL vs SEA	W	38	3 - 7	0 - 0	3 - 4	4	12	16	1	0	3	0	4	9
9/25/16	ATL at CHI	L	39	5 - 14	0 - 0	4 - 5	5	4	9	2	1	2	1	6	14

## Williams Season/Career/Playoff Highs

	2018 Season	Career	Playoffs
Points	22 (Las Vegas, 8/7/18)	22 (Las Vegas, 8/7/18)	15 (vs Washington, 8/26/18)
Field Goals Made	11 (Las Vegas, 8/7/18)	11 (Las Vegas, 8/7/18)	6 (vs Washington, 8/26/18)
Field Goals Att.	13 (Dallas, 5/26/18)	16 (Four times)	14 (at Chicago, 9/25/16)
Free Throws Made	4 (Two Times)	7 (San Antonio, 9/13/16)	4 (at Chicago, 9/25/16)
Free Throws Att.	8 (New York, 8/12/18)	10 (Two Times)	5 (Two Times)
3PT Made	N/A	N/A	N/A
3PT Att.	N/A	1 (Three times)	N/A
Offensive Reb.	6 (Two Times)	8 (Minnesota, 8/8/17)	5 (Two Times)
Defensive Reb.	8 (Connecticut, 6/22/18)	11 (Phoenix, 9/11/16)	12 (vs Seattle, 9/21/16)
Total Reb.	10 (Connecticut, 6/22/18)	16 (Phoenix, 9/11/16)	16 (vs Seattle, 9/21/16)
Assists	6 (Chicago, 5/23/18)	6 (Chicago, 5/23/18)	2 (Two Times)
Blocks	6 (Phoenix, 7/8/18)	7 (Seattle, 7/15/16)	3 (vs Seattle, 9/21/16)
Steals	3 (Two Times)	5 (New York, 6/7/17)	1 (at Chicago, 9/25/16)
Minutes	33 (Minnesota, 5/29/18)	45 (New York, 6/22/16)	39 (at Chicago, 9/25/16)
Double-Doubles	N/A	10 Total	2

# POTENTIAL 2018 WNBA FINALS OPPONENT

## Atlanta Dream vs Phoenix Mercury

June 3 - Atlanta Dream vs Phoenix Mercury - 71-78

July 8 - Atlanta Dream vs Phoenix Mercury - 76-70

August 17 - Atlanta Dream at Phoenix Mercury - 95-104

### 2018 SEASON SERIES (1-2) ATLANTA DREAM VS. PHOENIX

PLAYER	G-GS	MIN	FG-FGA	PCT	3FG-FGA	PCT	FT-FTA	PCT	OFF	DEF	TOT	AST	PF-DQ	STL	TO	BLK	PTS	AVG	HI
Hayes	3-3	81	19-42	.452	2-10	.200	11-18	.611	2	9	11	7	7-0	6	3	1	51	17.0	21
McCoughtry	2-2	58	13-28	.464	1-6	.167	4-4	1.000	8	8	16	5	2-0	5	6	1	31	15.5	21
Bentley (TOT)	3-0	76	13-33	.394	7-13	.538	6-8	.750	0	6	6	11	9-0	3	7	0	39	13.0	24
Bentley (ATL)	1-0	29	8-14	.571	6-8	.750	2-4	.500	0	3	3	6	4-0	1	4	0	24	24.0	24
Montgomery	3-3	88	11-29	.379	11-22	.500	4-4	1.000	0	8	8	6	4-0	0	5	1	37	12.3	14
Sykes	3-1	54	11-31	.355	1-8	.125	7-10	.700	3	3	6	2	3-0	1	3	1	30	10.0	13
Williams	3-3	77	8-21	.381	0-0	---	14-18	.778	5	11	16	5	9-0	0	3	11	30	10.0	13
Breland	3-3	80	9-25	.360	0-0	---	3-4	.750	5	21	26	5	11-0	2	4	5	21	7.0	8
Billings	2-0	29	2-4	.500	0-0	---	4-6	.667	2	4	6	0	1-0	1	2	0	8	4.0	5
Dantas	2-0	19	2-8	.250	0-1	.000	1-2	.500	2	2	4	0	4-0	1	0	0	5	2.5	4
Prince	1-0	2	1-2	.500	0-0	---	0-0	---	1	0	1	0	0-0	0	0	0	2	2.0	2
McGee-Stafford	3-0	33	1-7	.143	0-0	---	0-0	---	4	6	10	1	8-0	1	4	0	2	0.7	2
Dietrick	2-0	24	0-2	.000	0-1	.000	1-2	.500	1	1	2	1	4-0	2	0	0	1	0.5	1
Clarendon	2-0	21	0-5	.000	0-1	.000	0-0	---	0	1	1	4	3-0	0	4	0	0	0.0	0
Elonu	1-0	1	0-0	---	0-0	---	0-0	---	0	0	0	0	0-0	0	0	0	0	0.0	0
Lucas	1-0	2	0-0	---	0-0	---	0-0	---	0	0	0	0	0-0	0	0	0	0	0.0	0
DREAM	3	600	85-218	.390	21-57	.368	51-72	.708	33	77	110	42	60-0	20	40	20	242	80.7	95
MERCURY	3	600	92-207	.444	27-83	.325	41-51	.804	28	82	110	70	62-0	23	51	19	252	84.0	104

### 2018 SEASON SERIES (2-1) PHOENIX MERCURY VS. ATLANTA

PLAYER	G-GS	MIN	FG-FGA	PCT	3FG-FGA	PCT	FT-FTA	PCT	OFF	DEF	TOT	AST	PF-DQ	STL	TO	BLK	PTS	AVG	HI
Griner	3-3	105	29-52	.558	0-1	.000	10-13	.769	7	24	31	4	12-0	2	11	12	68	22.7	33
Taurasi	3-3	98	17-47	.362	11-34	.324	21-24	.875	0	9	9	25	11-0	4	14	0	66	22.0	27
Bonner	3-3	101	18-44	.409	5-18	.278	9-12	.750	9	21	30	16	5-0	7	4	1	50	16.7	21
January	3-3	87	9-17	.529	6-11	.545	0-0	---	2	3	5	9	8-0	2	4	1	24	8.0	16
Lyttle	1-1	21	3-5	.600	0-0	---	1-1	1.000	1	2	3	0	5-0	3	2	0	7	7.0	7
Mitchell	3-0	31	5-12	.417	2-8	.250	0-0	---	1	3	4	2	1-0	0	2	0	12	4.0	10
Little	3-1	42	4-9	.444	1-4	.250	0-0	---	1	4	5	4	7-0	2	0	4	9	3.0	5
Turner	3-0	36	3-8	.375	2-4	.500	0-0	---	0	1	1	2	5-0	1	2	0	8	2.7	5
Robinson	2-0	22	2-7	.286	0-0	---	0-1	.000	4	6	10	3	1-0	1	2	0	4	2.0	4
Gulich	2-0	11	1-2	.500	0-0	---	0-0	---	1	3	4	0	2-0	0	1	1	2	1.0	2
Talbot	3-1	45	1-4	.250	0-3	.000	0-0	---	2	6	8	5	5-0	1	3	0	2	0.7	2
MERCURY	3	600	92-207	.444	27-83	.325	41-51	.804	28	82	110	70	62-0	23	51	19	252	84.0	104
DREAM	3	600	85-218	.390	21-57	.368	51-72	.708	33	77	110	42	60-0	20	40	20	242	80	95

# POTENTIAL 2018 WNBA FINALS OPPONENT

## Atlanta Dream vs Seattle Storm

June 10 - Atlanta Dream at Seattle Storm - 67-64

July 6 - Atlanta Dream vs Seattle Storm - 95-86

July 22 - Atlanta Dream vs Seattle Storm - 74-87

### 2018 SEASON SERIES (2-1) ATLANTA DREAM VS. SEATTLE

PLAYER	G-GS	MIN	FG-FGA	PCT	3FG-FGA	PCT	FT-FTA	PCT	OFF	DEF	TOT	AST	PF-DQ	STL	TO	BLK	PTS	AVG	HI
Hayes	3-3	101	24-45	.533	5-13	.385	9-11	.818	4	5	9	8	10-0	2	5	1	62	20.7	23
McCoughtry	3-3	87	20-49	.408	3-11	.273	14-18	.778	2	20	22	7	7-0	2	7	1	57	19.0	26
Sykes	2-0	35	8-18	.444	2-6	.333	1-2	.500	2	11	13	2	2-0	0	2	1	19	9.5	12
Bentley (TOT)	3-0	60	10-28	.357	2-8	.250	2-4	.500	1	2	3	4	5-0	3	6	0	24	8.0	15
Bentley (ATL)	1-0	24	4-10	.400	1-2	.500	0-0	---	0	0	0	0	3-0	0	0	0	9	9.0	9
Williams	3-3	73	9-18	.500	0-0	---	5-10	.500	3	12	15	7	4-0	1	2	3	23	7.7	17
Dantas	2-0	41	6-13	.462	1-4	.250	1-2	.500	1	4	5	6	7-0	1	2	0	14	7.0	12
Breland	3-3	83	7-18	.389	0-0	---	2-2	1.000	8	17	25	9	11-0	9	8	3	16	5.3	8
Montgomery	3-3	86	4-22	.182	2-17	.118	6-8	.750	1	4	5	9	5-0	0	5	1	16	5.3	10
Billings	3-0	27	4-8	.500	0-0	---	4-4	1.000	4	4	8	3	4-0	3	2	0	12	4.0	8
Clarendon	2-0	26	3-9	.333	1-3	.333	1-1	1.000	0	2	2	2	2-0	0	1	0	8	4.0	8
McGee-Stafford	2-0	17	2-3	.667	0-0	---	0-0	---	1	2	3	1	1-0	1	1	0	4	2.0	2
Dietrick	1-0	1	0-0	---	0-0	---	0-0	---	0	0	0	0	0-0	0	0	0	0	0.0	0
DREAM	3	600	91-213	.427	15-56	.268	43-58	.741	26	81	107	54	56-0	19	37	10	240	80.0	87
STORM	3	600	90-215	.419	22-74	.297	31-47	.660	31	85	116	54	57-0	16	45	13	233	77.7	95

### 2018 SEASON SERIES (1-2) SEATTLE STORM VS. ATLANTA

PLAYER	G-GS	MIN	FG-FGA	PCT	3FG-FGA	PCT	FT-FTA	PCT	OFF	DEF	TOT	AST	PF-DQ	STL	TO	BLK	PTS	AVG	HI
Stewart	3-3	84	28-52	.538	4-15	.267	12-15	.800	3	17	20	5	10-0	3	8	4	72	24.0	31
Loyd	3-3	96	13-36	.361	4-13	.308	6-8	.750	3	12	15	4	7-0	2	7	0	36	12.0	14
Bird	3-3	87	13-35	.371	7-19	.368	1-2	.500	1	5	6	19	5-0	2	5	0	34	11.3	18
Howard	3-3	83	12-30	.400	0-5	.000	5-10	.500	11	21	32	3	15-0	3	5	7	29	9.7	15
Clark	3-3	92	11-24	.458	2-8	.250	1-1	1.000	7	11	18	5	9-0	4	6	1	25	8.3	14
Canada	3-0	36	3-14	.214	1-6	.167	4-5	.800	1	1	2	9	2-0	0	6	0	11	3.7	5
Mosqueda-Lewis	3-0	24	4-10	.400	3-5	.600	0-0	---	0	1	1	3	2-0	0	0	0	11	3.7	8
Paris	3-0	36	3-3	1.000	0-0	---	1-4	.250	3	8	11	3	4-0	0	2	1	7	2.3	4
Langhorne	2-0	28	2-5	.400	0-0	---	0-0	---	1	3	4	1	1-0	2	1	0	4	2.0	4
Whitcomb	2-0	12	1-1	1.000	1-1	1.000	0-0	---	0	2	2	2	0-0	0	3	0	3	1.5	3
Russell (TOT)	2-0	9	0-2	.000	0-0	---	1-2	.500	1	2	3	0	0-0	0	0	0	1	0.5	1
Russell (SEA)	2-0	9	0-2	.000	0-0	---	1-2	.500	1	2	3	0	0-0	0	0	0	1	0.5	1
Quinn	3-0	13	0-3	.000	0-2	.000	0-0	---	0	2	2	0	2-0	0	0	0	0	0.0	0
STORM	3	600	90-215	.419	22-74	.297	31-47	.660	31	85	116	54	57-0	16	45	13	233	77.7	95
DREAM	3	600	91-213	.427	15-56	.268	43-58	.741	26	81	107	54	56-0	19	37	10	240	80.0	87



# ATLANTA DREAM POSTSEASON RECORD BOOK

# PLAYOFF RECORD BOOK

## FRANCHISE TEAM RECORDS

### HIGHEST AVERAGE PPG SEASON

89.6 in 2010  
84.0 in 2009  
83.0 in 2014

### SERIES

98.0 vs. Washington, 2010 ESF  
93.0 vs. New York, 2010 EF  
84.0 vs. Detroit, 2009 ESF

### LOWEST AVERAGE PPG SEASON

68.6 in 2013  
75.7 in 2012  
80.8 in 2011

### SERIES

66.3 vs. Washington, 2013 ESF  
66.3 vs. Minnesota, 2013 Finals

### MOST POINTS SCORED SEASON

645 in 2011  
627 in 2010  
549 in 2013

### SERIES

251 vs. Indiana, 2011 EF  
259 vs. Chicago, 2014 ESF  
245 vs. Seattle, 2010 Finals

### GAME

105 vs. New York, 9/7/10  
101 vs. Washington, 8/27/10  
95 at Washington, 8/25/10  
95 at Minnesota, 10/5/11  
94 vs. Indiana, 9/25/11  
94 vs Seattle, 9/21/16

### HALF

58 at Minnesota (1st), 10/5/11  
57 vs. Seattle (2nd), 9/21/16  
55 vs. New York (1st), 9/7/10  
55 vs. Indiana (1st), 9/25/11  
54 vs. Chicago (1st), 8/26/14

### QUARTER

34 vs. Indiana (1st), 9/25/11  
33 vs. Washington (2nd), 8/27/10  
32 vs. New York (1st), 9/7/10  
32 vs. New York (4th), 9/7/10  
31 at Washington (2nd), 8/25/10

### FEWEST POINTS SCORED SEASON

168 in 2009  
227 in 2012

### SERIES

151 vs. Indiana, 2013 EF  
158 vs. Connecticut, 2011 ESF

## GAME

56 vs. Washington, 9/19/13  
59 at Minnesota, 10/6/13  
63 at Washington, 9/21/13  
63 at Minnesota, 10/8/13

## HALF

24 vs. Washington (1st), 9/19/13  
25 at Minnesota (1st), 10/6/13  
25 at Indiana (2nd), 10/2/12

## QUARTER

8 vs. Minnesota (3rd), 10/7/11  
9 at Minnesota (2nd), 10/6/13  
10 at Washington (3rd), 9/21/13

## LARGEST WINNING MARGIN

### GAME

+24 vs. Washington (101-77), 8/27/10  
+18 at Washington (63-45), 9/21/13  
+17 vs. Indiana (94-77), 9/25/11  
+16 vs. Indiana (83-67), 9/27/11

### HALF

+22 vs. Washington (50-28, 1st), 8/27/10  
+15 at Washington (48-33, 1st), 8/25/10  
+15 at Washington (36-21, 1st), 9/21/13

### QUARTER

+26 vs. Washington (33-7, 2nd), 8/27/10  
+17 at Washington (31-14, 2nd), 8/25/10  
+14 at Detroit (30-16, 1st), 9/16/09

## LARGEST LOSING MARGIN

### GAME

-25 at Minnesota (59-84), 10/6/13  
-25 at Minnesota (63-88), 10/8/13  
-15 vs. Detroit (79-94), 9/18/09  
-15 vs. Indiana (88-103), 9/30/12  
-15 vs. Washington (56-71), 9/19/13

### HALF

-19 at Minnesota (44-25, 1st), 10/6/13  
-17 at Minnesota (52-35, 2nd), 10/2/11  
-16 vs. Detroit (49-33, 2nd), 9/18/09

### QUARTER

-17 vs. Chicago (30-13, 4th), 8/26/14  
-14 at Minnesota (26-12, 4th), 10/2/11  
-13 at Detroit (29-16, 3rd), 9/16/09  
-13 vs. Washington (26-13, 3rd), 9/19/13

### MOST FG MADE SEASON

243 in 2011  
229 in 2010  
209 in 2013

### SERIES

97 vs. Indiana, 2011 EF  
94 vs. Chicago, 2014 ESF  
93 vs. Seattle 2010 Finals

## GAME

39 vs. Indiana, 9/25/11  
38 at Washington, 9/25/10  
36 vs. New York, 9/7/10

## FEWEST FG MADE

### SEASON

58 in 2009  
91 in 2012

### SERIES

57 vs. Connecticut 2011 ESF  
58 vs. Detroit, 2009 ESF

## GAME

20 vs. Washington, 9/19/13  
24 at Minnesota, 10/6/13  
24 at Minnesota, 10/8/13

### MOST FG ATTEMPTED SEASON

589 in 2011  
557 in 2013  
501 in 2010

### SERIES

229 vs. Minnesota, 2011 Finals  
222 vs. Indiana, 2012 ESF  
219 vs. Seattle, 2010 Finals

## GAME

78 vs. Minnesota, 10/7/11  
78 at Indiana, 10/2/12  
77 at Seattle, 9/12/10  
77 at Minnesota, 10/6/13

### FEWEST FG ATTEMPTED SEASON

135 in 2009  
222 in 2012

### SERIES

130 vs. Indiana, 2013 EF  
135 vs. Detroit, 2009 ESF

## GAME

60 vs. Indiana, 9/26/13  
64 vs. Seattle, 9/21/16  
66 at Detroit, 9/16/09  
66 at Indiana, 9/27/11  
66 at Chicago, 8/24/14

### HIGHEST FG PERCENTAGE SEASON

.461 (94-204) in 2014  
.457 (229-501) in 2010  
.430 (58-135) in 2009

### SERIES

.510 (72-141) vs. Washington, 2010 ESF  
.461 (94-204) vs. Chicago, 2014 ESF  
.455 (97-213) vs. Indiana, 2011 EF



# PLAYOFF RECORD BOOK

## GAME

.549 (39-71) vs. Indiana, 9/25/11  
.535 (38-71) at Washington, 8/25/10  
.533 (32-60) vs. Indiana, 9/26/13  
.531 (34-64) vs. Seattle, 9/21/16  
.530 (35-66) vs. Chicago, 8/24/14  
.522 (36-69) vs. New York, 9/7/10

## LOWEST FG PERCENTAGE SEASON

.375 (209-557) in 2013  
.410 (91-222) in 2012  
.412 (243-589) in 2011

## SERIES

.340 (73-215) vs. Washington, 2013 ESF  
.363 (77-212) vs. Minnesota, 2013 Finals

## GAME

.267 (20-75) vs. Washington, 9/19/13  
.312 (24-77) at Minnesota, 10/6/13

## MOST 3-PT FG MADE SEASON

30 in 2010  
30 in 2011  
25 in 2013

## SERIES

15 vs. Seattle, 2010 Finals  
15 vs. Indiana, 2011 EF  
12 vs. Detroit, 2009 ESF  
12 vs. Minnesota, 2011 Finals  
12 vs. Minnesota, 2013 Finals  
12 vs. Chicago, 2014 ESF

## GAME

9 vs. Minnesota, 10/10/13  
8 at Indiana, 9/27/11  
7 vs. Detroit, 9/18/09  
7 vs. Seattle, 9/16/10

## FEWEST 3-PT FG MADE SEASON

9 in 2012  
12 in 2009  
12 in 2014

## SERIES

3 vs. Connecticut, 2011 ESF  
4 vs. Indiana, 2013 EF

## GAME

0 at Minnesota, 10/6/13  
1 at New York, 9/5/10  
1 vs. Connecticut, 9/18/11  
1 at Indiana, 9/28/12  
1 at Indiana, 9/29/13

## MOST 3-PT FG ATTEMPTED SEASON

105 in 2013  
82 in 2010

82 in 2011

## SERIES

44 vs. Seattle, 2010 Finals  
42 vs. Minnesota, 2013 Finals  
40 vs. Washington, 2013 ESF

## GAME

21 vs Washington, 8/26/18  
18 vs. Seattle, 9/16/10  
17 (3 Times)

## FEWEST 3-PT FG ATTEMPTED SEASON

29 in 2009  
35 in 2012

## SERIES

15 vs. Connecticut, 2011 ESF  
16 vs. New York, 2010 EF

## GAME

5 at New York, 9/5/10  
7 at Connecticut, 9/16/11  
8 (Four Times)

## HIGHEST 3-PT FG PERCENTAGE SEASON

.414 (12-29) in 2009  
.366 (30-82) in 2010  
.366 (30-82) in 2011

## SERIES

.454 (10-22) vs. Washington, 2010 ESF  
.441 (15-34) vs. Indiana, 2011 EF  
.414 (12-29) vs. Detroit, 2009 ESF

## GAME

.667 (8-12) at Indiana, 9/27/11  
.529 (9-17) vs. Minnesota, 10/10/13  
.500 (4-8) at Washington, 8/25/10

## LOWEST 3-PT FG PERCENTAGE SEASON

.238 (25-105) in 2013  
.257 (9-35) in 2012

## SERIES

.174 (4-23) vs. Indiana, 2013 EF  
.200 (3-15) vs. Connecticut, 2011 ESF  
.225 (9-40) vs. Washington, 2013 ESF

## GAME

.000 (0-15) at Minnesota (10/6/13)  
.083 (1-12) at Indiana (9/29/13)  
.100 (1-10) at Indiana (9/28/12)

## MOST FT MADE SEASON

139 in 2010  
129 in 2011  
106 in 2013

## SERIES

53 vs. New York, 2010 ESF  
49 vs. Chicago, 2014 ESF  
46 vs. Minnesota, 2011 Finals

## GAME

29 vs. New York, 9/7/10  
27 vs. Washington, 8/27/10  
27 at Connecticut, 9/16/11

## FEWEST FT MADE SEASON

36 in 2012  
40 in 2009

## SERIES

29 vs. Indiana, 2013 EF  
33 vs. Minnesota, 2013 Finals

## GAME

3 at Indiana, 10/2/12  
8 at Indiana, 9/28/12  
9 at Seattle, 9/12/10  
9 at Indiana, 9/22/11

## MOST FT ATTEMPTED SEASON

193 in 2010  
188 in 2011  
144 in 2013

## SERIES

72 vs. Indiana, 2011 EF  
67 vs. New York, 2010 ESF  
66 vs. Washington, 2013 ESF

## GAME

39 vs. Washington, 8/27/10  
36 vs. New York, 9/7/10  
33 at Connecticut, 9/16/11  
33 at Indiana, 9/27/11

## FEWEST FT ATTEMPTED SEASON

43 in 2012  
60 in 2009

## SERIES

38 vs. Indiana, 2013 EF  
43 vs. Indiana, 2012 ESF

## GAME

5 at Indiana, 10/2/12  
10 at Indiana, 9/28/12  
11 at Seattle, 9/12/10

## HIGHEST FT PERCENTAGE SEASON

.837 (36-43) in 2012  
.803 (49-61) in 2014  
.736 (106-144) in 2013

# PLAYOFF RECORD BOOK

## **SERIES**

.837 (36-43) vs. Indiana, 2012 ESF  
.803 (49-61) vs. Chicago, 2014 ESF  
.800 (44-55) vs. Washington, 2013 ESF

## **GAME**

.923 (12-13) vs. Washington, 9/19/13  
.900 (18-20) at Chicago, 8/24/14  
.893 (25-28) vs. Indiana, 9/30/12

## **LOWEST FT PERCENTAGE**

### **SEASON**

.667 (40-60) in 2009  
.686 (129-188) in 2011

## **SERIES**

.583 (42-72) vs. Indiana, 2011 EF  
.636 (42-66) vs. Washington, 2010 ESF

## **GAME**

.523 (9-17) at Indiana, 9/22/11  
.533 (16-30) vs. Detroit, 9/18/09

## **MOST REBOUNDS**

### **SEASON**

300 in 2011  
281 in 2013  
260 in 2010

## **SERIES**

128 vs. Washington, 2013 ESF  
114 vs. Indiana, 2011 EF  
106 vs. Chicago, 2014 ESF

## **GAME**

53 at Washington, 9/21/13  
47 at Connecticut, 9/16/11  
45 vs. Washington, 8/27/10

## **FEWEST REBOUNDS**

### **SEASON**

61 in 2009  
97 in 2012

## **SERIES**

61 vs. Detroit, 2009 ESF  
67 vs. Indiana, 2013 EF

## **GAME**

22 at Minnesota, 10/8/13  
24 vs. Indiana, 9/26/13  
25 at Indiana, 10/2/12

## **MOST OFFENSIVE REBOUNDS**

### **SEASON**

97 in 2013  
95 in 2011  
80 in 2010

## **SERIES**

48 vs. Washington, 2013 ESF  
39 vs. Indiana, 2011 EF  
38 vs. Indiana, 2012 ESF

## **GAME**

18 at Washington, 9/21/13  
18 vs. Washington, 9/23/13  
16 at Minnesota, 10/6/13

## **FEWEST OFFENSIVE REBOUNDS**

### **SEASON**

21 in 2009  
31 in 2014

## **SERIES**

21 vs. Detroit, 2009 ESF  
21 vs. Indiana, 2013 EF

## **GAME**

4 at Minnesota, 10/8/13  
7 vs. Indiana, 9/26/13  
7 at Chicago, 8/24/14

## **MOST DEFENSIVE REBOUNDS**

### **SEASON**

205 in 2011  
184 in 2013  
180 in 2010

## **SERIES**

80 vs. Washington, 2013 ESF  
75 vs. Indiana, 2011 EF  
75 vs. Chicago, 2014 ESF

## **GAME**

35 at Washington, 9/21/13  
34 vs. Washington, 8/27/10  
33 at Connecticut, 9/16/11  
33 vs. Washington, 8/28/18

## **FEWEST DEFENSIVE REBOUNDS**

### **SEASON**

40 in 2009  
59 in 2012

## **SERIES**

40 vs. Detroit, 2009 ESF  
46 vs. Indiana, 2013 EF

## **GAME**

14 at Indiana, 10/2/12  
16 vs. Detroit, 9/18/09  
17 vs. Indiana, 9/26/13

## **LARGEST REBOUND MARGIN**

### **SERIES**

+26 (128-102) vs. Washington, 2013 ESF  
+23 (89-66) vs. Connecticut, 2011 ESF  
+19 (86-67) vs. Washington, 2010 ESF

## **GAME**

+23 (53-30) at Washington, 9/21/13  
+18 (45-27) vs. Washington, 8/27/10  
+18 (47-29) at Connecticut, 9/16/11  
+18 (44-26) vs. Washington, 8/28/18

## **LARGEST REBOUND DEFICIT**

### **SERIES**

-28 (114-86) vs. Minnesota, 2013 Finals  
-14 (111-97) vs. Indiana, 2012 ESF

## **GAME**

-21 (46-25) at Indiana, 10/2/12  
-18 (40-22) at Minnesota, 10/8/13

## **MOST ASSISTS**

### **SEASON**

128 in 2010  
124 in 2011  
112 in 2013

## **SERIES**

62 vs. Chicago, 2014 ESF  
52 vs. Indiana, 2011 EF  
50 vs. Seattle, 2010 Finals

## **GAME**

27 vs. Washington, 8/27/10  
25 vs. Chicago, 8/22/14  
21 vs. New York, 9/7/10  
21 vs. Indiana, 9/25/11

## **FEWEST ASSISTS**

### **SEASON**

33 in 2009  
45 in 2012

## **SERIES**

29 vs. Indiana, 2013 EF  
30 vs. Connecticut, 2011 ESF

## **GAME**

8 at Minnesota, 10/6/13  
9 at Indiana, 9/29/13

## **MOST STEALS**

### **SEASON**

86 in 2011  
68 in 2013  
58 in 2010

## **SERIES**

38 vs. Indiana, 2011 EF  
38 vs. Indiana, 2012 ESF  
28 vs. Seattle, 2010 Finals

## **GAME**

15 at Indiana, 9/27/11  
14 at Indiana, 9/28/12  
13 at Indiana, 9/22/11  
13 vs. Minnesota, 10/7/11

## **FEWEST STEALS**

### **SEASON**

15 in 2009  
21 in 2014

# PLAYOFF RECORD BOOK

## **SERIES**

11 vs. Washington, 2010 ESF  
15 vs. Detroit, 2009 ESF

## **GAME**

0 vs Washington, 8/26/18  
1 vs. Seattle, 9/21/16  
3 vs Washington, 8/28/18  
4 at Washington, 8/25/10

## **MOST BLOCKED SHOTS**

### **SEASON**

37 in 2010  
32 in 2013  
30 in 2011

## **SERIES**

14 vs. Indiana, 2011 EF  
14 vs. Indiana, 2012 ESF  
13 (Three Times)

## **GAME**

10 at Washington, 8/25/10  
10 vs Washington, 8/28/18  
9 vs. New York, 9/7/10  
9 at Indiana, 9/29/13

## **FEWEST BLOCKED SHOTS**

### **SEASON**

4 in 2009  
7 in 2014

## **SERIES**

4 vs. Detroit, 2009 ESF  
5 vs. Connecticut, 2011 ESF

## **GAME**

0 at Minnesota, 10/8/13  
1 vs. Minnesota, 10/7/11  
1 vs. Chicago, 8/26/14

## **MOST PERSONAL FOULS**

### **SEASON**

171 in 2010  
155 in 2013  
151 in 2011

## **SERIES**

73 vs. Seattle, 2010 Finals  
66 vs. Minnesota, 2011 Finals  
65 vs. Indiana, 2012 ESF

## **GAME**

33 at Minnesota, 10/5/11  
32 at Seattle, 9/14/10  
30 at Washington, 8/25/10

## **FEWEST PERSONAL FOULS**

### **SEASON**

45 in 2009  
62 in 2014

## **SERIES**

34 vs. Connecticut, 2011 ESF  
40 vs. Indiana, 2013 EF  
43 vs. New York, 2010 EF

## **GAME**

11 at Minnesota, 10/6/13  
14 vs. Washington, 9/19/13  
15 vs. Indiana, 9/25/11  
15 at Indiana, 9/27/11

## **MOST DISQUALIFICATIONS**

### **SEASON**

3 in 2010  
3 in 2013  
2 in 2011

## **SERIES**

2 vs. Seattle, 2010 Finals  
1 (Seven Times)

## **GAME**

2 at Seattle, 9/14/10  
1 (Seven Times)

## **MOST TURNOVERS**

### **SEASON**

109 in 2013  
94 in 2010  
94 in 2011

## **SERIES**

47 vs. Seattle, 2010 Finals  
46 vs. Minnesota, 2013 Finals  
42 vs. Detroit, 2009 ESF  
42 vs. Indiana, 2012 ESF

## **GAME**

23 vs. Detroit, 9/18/09  
21 at Seattle, 9/14/10  
19 vs. Detroit, 9/18/09

## **FEWEST TURNOVERS**

### **SEASON**

37 in 2014  
42 in 2009  
42 in 2012

## **SERIES**

18 vs. New York, 2010 EF  
23 vs. Indiana, 2013 EF  
27 vs. Connecticut, 2011 ESF

## **GAME**

8 at New York, 9/5/10  
8 at Minnesota, 10/5/11  
8 vs Washington, 8/26/18  
9 vs. Seattle, 9/21/16

# PLAYOFF RECORD BOOK

## FRANCHISE INDIVIDUAL RECORDS

### SEASONS PLAYED

#### CAREER

7 Angel McCoughtry, 2009-16  
6 Erika de Souza, 2009-14  
5 Armintie Herrington, 2009-13  
Sancho Lyttle, 2009-12, 14  
Tiffany Hayes, 2012-16, 18

### GAMES PLAYED

#### CAREER

33 Angel McCoughtry, 2009-16  
28 Armintie Herrington, 2009-13  
Erika de Souza, 2009-14  
23 Sancho Lyttle, 2009-12, 14  
17 Iziane Castro Marques, 2009-11  
Coco Miller, 2009-11  
Tiffany Hayes, 2012-16, 18

### CONSECUTIVE

33 Angel McCoughtry, 2009-14, 16  
28 Armintie Herrington, 2009-13  
Erika de Souza, 2009-14  
20 Sancho Lyttle, 2009-12  
17 Iziane Castro Marques, 2009-11  
Coco Miller, 2009-11  
15 Alison Bales, 2010-11

### SEASON

8 Alison Bales, 2011  
Iziane Castro Marques, 2011  
Lindsey Harding, 2011  
Armintie Herrington, 2011, 2013  
Sancho Lyttle, 2011  
Angel McCoughtry, 2011, 2013  
Coco Miller, 2011  
Alex Bentley, 2013  
Erika de Souza, 2013  
Tiffany Hayes, 2013  
Aneika Henry, 2013  
Jasmine Thomas, 2013

### GAMES STARTED

#### CAREER

33 Angel McCoughtry, 2009-16  
23 Sancho Lyttle, 2009-12, 14  
22 Armintie Herrington, 2009-13  
Erika de Souza, 2009-14  
12 Iziane Castro Marques, 2009-11  
Tiffany Hayes, 2012-16, 18

### CONSECUTIVE

33 Angel McCoughtry, 2009-16  
23 Sancho Lyttle, 2009-12, 14  
16 Erika de Souza, 2011-14  
11 Armintie Herrington, 2009-13  
Lindsey Harding, 2011-12

### SEASON

8 Lindsey Harding, 2011  
Armintie Herrington, 2011  
Sancho Lyttle, 2011  
Angel McCoughtry, 2011, 2013  
Erika de Souza, 2013

Jasmine Thomas, 2013  
7 Iziane Castro Marques, 2010  
Coco Miller, 2010  
6 Tiffany Hayes, 2013

### MINUTES PLAYED

#### CAREER

1,028 Angel McCoughtry, 2009-16  
819 Erika de Souza, 2009-14  
761 Armintie Herrington, 2009-13  
675 Sancho Lyttle, 2009-12, 14  
481 Iziane Castro Marques, 2009-11

### SEASON

302 Lindsey Harding, 2011  
246 Erika de Souza, 2013  
Angel McCoughtry, 2013  
241 Armintie Herrington, 2011  
234 Sancho Lyttle, 2011  
233 Angel McCoughtry, 2011  
232 Jasmine Thomas, 2013  
227 Tiffany Hayes, 2013

### GAME

40:00 Lindsey Harding at Indiana, 9/22/11  
Lindsey Harding at Minnesota, 10/5/11  
Lindsey Harding at Indiana, 9/28/12  
Bria Holmes vs Seattle, 9/21/16  
39:00 Lindsey Harding at Indiana, 9/27/11  
38:52 Lindsey Harding at Minnesota, 10/2/11

### POINTS

#### CAREER

751 Angel McCoughtry, 2009-14, 16  
302 Erika de Souza, 2009-14  
259 Iziane Castro Marques, 2009-11  
236 Sancho Lyttle, 2009-12, 14  
214 Tiffany Hayes, 2012-2016, 18  
191 Armintie Herrington, 2009-13  
173 Lindsey Harding, 2011-12  
91 Coco Miller, 2009-11  
87 Alex Bentley, 2013, 2018  
76 Aneika Henry, 2012-14

### SEASON

187 Angel McCoughtry, 2010  
185 Angel McCoughtry, 2011  
143 Angel McCoughtry, 2013  
118 Iziane Castro Marques, 2010  
116 Lindsey Harding, 2011  
109 Iziane Castro Marques, 2011  
99 Tiffany Hayes, 2013  
88 Erika de Souza, 2013  
80 Sancho Lyttle, 2011  
Angel McCoughtry, 2014

### GAME

42 Angel McCoughtry vs. New York, 9/7/10  
39 Angel McCoughtry at Chicago, 8/24/14  
38 Angel McCoughtry at Minnesota, 10/5/11  
37 Angel McCoughtry vs. Seattle, 9/21/16  
35 Angel McCoughtry vs. Seattle, 9/16/10  
33 Angel McCoughtry at Minnesota, 10/2/11

30 Iziane Castro Marques vs. Indiana, 9/25/11  
Tiffany Hayes vs. Chicago, 9/25/16  
28 Angel McCoughtry at Washington, 8/25/10  
27 Angel McCoughtry vs. Indiana, 9/25/11  
Angel McCoughtry at Indiana, 9/29/13  
26 Angel McCoughtry at Indiana, 9/27/11

### MOST FG MADE

#### CAREER

254 Angel McCoughtry, 2009-16  
133 Erika de Souza, 2009-14  
99 Iziane Castro Marques, 2009-11  
96 Sancho Lyttle, 2009-12, 14  
71 Armintie Herrington, 2009-13  
70 Tiffany Hayes, 2012-16, 18  
66 Lindsey Harding, 2011-12  
34 Coco Miller, 2009-11  
33 Aneika Henry, 2012-14  
32 Alex Bentley, 2013, 18

### SEASON

61 Angel McCoughtry, 2010  
60 Angel McCoughtry, 2011  
48 Iziane Castro Marques, 2010  
Angel McCoughtry, 2013  
43 Iziane Castro Marques, 2011  
Lindsey Harding, 2011  
39 Erika de Souza, 2013  
34 Sancho Lyttle, 2011  
32 Tiffany Hayes, 2013  
30 Erika de Souza, 2010

### GAME

14 Angel McCoughtry vs. Seattle, 9/21/16  
13 Angel McCoughtry vs. Seattle, 9/16/10  
Iziane Castro Marques vs. Indiana, 9/25/11  
Angel McCoughtry at Chicago, 8/24/14  
12 Angel McCoughtry vs. New York, 9/7/10  
11 Angel McCoughtry at Washington, 8/25/10  
Angel McCoughtry vs. Indiana, 9/25/11  
10 Iziane Castro Marques at Seattle, 9/14/10  
Angel McCoughtry at Minnesota, 10/2/11  
Angel McCoughtry at Minnesota, 10/5/11  
Angel McCoughtry at Indiana, 9/29/13

### MOST FG ATTEMPTED

#### CAREER

611 Angel McCoughtry, 2009-16  
280 Erika de Souza, 2009-14  
234 Sancho Lyttle, 2009-12, 14  
213 Iziane Castro Marques, 2009-11  
165 Armintie Herrington, 2009-13  
164 Lindsey Harding, 2011-12  
161 Tiffany Hayes, 2012-16, 18  
94 Coco Miller, 2009-11  
90 Jasmine Thomas, 2013-14  
Alex Bentley, 2013, 18

### SEASON

153 Angel McCoughtry, 2013  
142 Angel McCoughtry, 2011  
132 Angel McCoughtry, 2010  
110 Lindsey Harding, 2011

# PLAYOFF RECORD BOOK

102 Iziane Castro Marques, 2010  
95 Iziane Castro Marques, 2011  
87 Sancho Lyttle, 2011  
84 Erika de Souza, 2013  
82 Tiffany Hayes, 2013  
71 Jasmine Thomas, 2013

## GAME

25 Angel McCoughtry vs. Minnesota, 10/7/11  
24 Angel McCoughtry at Minnesota, 10/6/13  
23 Angel McCoughtry at Seattle, 9/14/10  
Angel McCoughtry vs. Seattle, 9/16/10  
Angel McCoughtry vs. Indiana, 9/25/11  
Angel McCoughtry at Washington, 9/21/13  
22 Iziane Castro Marques vs. Indiana, 9/25/11  
Angel McCoughtry at Minnesota, 10/5/11  
Angel McCoughtry vs. Chicago, 8/22/14  
21 Iziane Castro Marques at Seattle, 9/12/10  
Angel McCoughtry at Indiana, 10/2/12  
Angel McCoughtry at Indiana, 9/29/13  
Angel McCoughtry vs Seattle, 9/21/16

## HIGHEST FG PERCENTAGE CAREER (Min. 40 FGA)

.600 Aneika Henry, 2012-14 (33-55)  
.473 Erika de Souza, 2009-14 (133-281)  
.465 Iziane Castro Marques, 2009-11 (99-213)  
.435 Tiffany Hayes, 2012-16, 18 (70-161)  
.430 Arminie Herrington, 2009-13 (71-165)  
.416 Angel McCoughtry, 2009-16 (254-611)  
.402 Lindsey Harding, 2011-12 (66-164)  
.397 Sancho Lyttle, 2009-12, 14 (93-234)

## SEASON (Min. 20 FGA)

.567 Erika de Souza, 2014 (17-30)  
.550 Aneika Henry, 2013 (22-40)  
.548 Angel McCoughtry, 2016 (23-42)  
.510 Arminie Herrington, 2013 (25-49)  
.500 Erika de Souza, 2010 (30-60)  
Sancho Lyttle, 2010 (25-50)  
Bria Holmes, 2016 (12-24)  
.484 Angel McCoughtry, 2009 (15-31)  
.481 Tiffany Hayes, 2014 (13-27)  
.471 Iziane Castro Marques, 2010 (48-102)  
.470 Erika de Souza, 2013 (39-83)  
.468 Arminie Herrington, 2011 (22-47)

## GAME (Min. 10 FGA)

.700 Angel McCoughtry vs. Indiana, 9/27/11 (7-10)  
.667 Angel McCoughtry vs Seattle, 9/21/16 (14-21)  
.650 Angel McCoughtry at Chicago, 8/24/14 (13-20)  
.642 Iziane Castro Marques at Washington, 8/25/10 (9-14)  
.636 Sancho Lyttle at New York, 9/5/10 (7-11)  
Iziane Castro Marques vs. Seattle, 9/16/10 (7-11)  
Erika de Souza vs. Chicago, 8/26/14 (7-11)  
.615 Angel McCoughtry at Detroit, 9/16/09 (8-13)

## MOST FGA, NONE MISSED, GAME

4 Erika de Souza at Seattle, 9/14/10  
Arminie Herrington vs. Indiana, 9/25/11

## MOST FGA, NONE MADE, GAME

5 Ivory Latta at Detroit, 9/16/09

Sancho Lyttle vs. Seattle, 9/16/10  
Sancho Lyttle at Minnesota, 10/2/11  
Arminie Herrington at Minnesota, 10/2/11

## MOST 3-PT FG MADE CAREER

42 Angel McCoughtry, 2009-16  
30 Iziane Castro Marques, 2009-11  
20 Tiffany Hayes, 2012-16, 18  
9 Alex Bentley, 2013, 18  
7 Coco Miller, 2009-11  
Lindsey Harding, 2011-12  
3 Ivory Latta, 2009  
Alison Bales, 2010-11  
3 Shoni Schimmel, 2014  
Renee Montgomery, 2018

## SEASON

15 Iziane Castro Marques, 2011  
12 Tiffany Hayes, 2013  
11 Iziane Castro Marques, 2010  
10 Angel McCoughtry, 2010  
8 Angel McCoughtry, 2013  
7 Alex Bentley, 2013, 2018  
6 Angel McCoughtry, 2011  
5 Coco Miller, 2010  
4 Iziane Castro Marques, 2009  
Angel McCoughtry, 2009  
Lindsey Harding, 2011  
Angel McCoughtry, 2014  
Alex Bentley, 2013

## GAME

5 Iziane Castro Marques at Indiana, 9/27/11  
4 Tiffany Hayes vs. Minnesota, 10/10/13  
3 Alex Bentley vs. Washington, 8/26/18

## MOST 3-PT FG ATTEMPTED CAREER

112 Angel McCoughtry, 2009-16  
63 Iziane Castro Marques, 2009-11  
58 Tiffany Hayes, 2012-16, 18  
29 Alex Bentley, 2013, 18  
28 Lindsey Harding, 2011-12  
25 Coco Miller, 2009-11  
14 Jasmine Thomas, 2013-14  
11 Renee Montgomery, 2018  
10 Sancho Lyttle, 2009-12, 14  
9 Ivory Latta, 2009  
8 Alison Bales, 2010-11  
Shalee Leaning, 2010  
Shoni Schimmel, 2014  
7 Bria Holes, 2016

## SEASON

34 Tiffany Hayes, 2013  
32 Angel McCoughtry, 2013  
28 Iziane Castro Marques, 2011  
27 Iziane Castro Marques, 2010  
22 Angel McCoughtry, 2010  
21 Alex Bentley, 2013  
20 Angel McCoughtry, 2011  
19 Coco Miller, 2010  
16 Lindsey Harding, 2011

12 Lindsey Harding, 2012  
Angel McCoughtry, 2012

## GAME

8 Iziane Castro Marques at Seattle, 9/12/10  
7 Iziane Castro Marques at Detroit, 9/16/09  
Ivory Latta vs. Detroit, 9/18/09  
Iziane Castro Marques at Indiana, 9/27/11  
Tiffany Hayes at Chicago, 9/25/16  
6 Angel McCoughtry vs. Detroit, 9/18/09  
Coco Miller vs. Seattle, 9/16/10  
Angel McCoughtry at Minnesota, 10/5/11  
Angel McCoughtry vs. Indiana, 9/30/12  
Angel McCoughtry at Washington, 9/21/13  
Tiffany Hayes vs. Washington, 9/23/13  
Tiffany Hayes vs. Indiana, 9/26/13  
Tiffany Hayes at Indiana, 9/29/13  
Tiffany Hayes vs. Minnesota, 10/10/13  
Angel McCoughtry vs Seattle, 9/21/16

## HIGHEST 3-PT FG PERCENTAGE CAREER (Min. 20 3FGA)

.476 Iziane Castro Marques, 2009-11 (30-63)  
.375 Angel McCoughtry, 2009-16 (42-112)  
.358 Tiffany Hayes, 2012-16 (19-53)  
.280 Coco Miller, 2009-11 (7-25)  
.250 Lindsey Harding, 2011-12 (7-28)  
.190 Alex Bentley, 2013 (4-21)

## SEASON (Min. 10 3FGA)

.700 Angel McCoughtry, 2016 (7-10)  
.536 Iziane Castro Marques, 2011 (15-28)  
.455 Angel McCoughtry, 2010 (10-22)  
.407 Iziane Castro Marques, 2010 (11-27)  
.353 Tiffany Hayes, 2013 (12-34)  
.300 Angel McCoughtry, 2011 (6-20)  
.263 Coco Miller, 2010 (5-19)  
.250 Lindsey Harding, 2011 (4-16)  
Lindsey Harding, 2012 (3-12)

## MOST 3FGA, NONE MISSED, GAME

1 12 Times

## MOST 3FGA, NONE MADE, GAME

6 Tiffany Hayes at Indiana, 9/29/13

## MOST FT MADE CAREER

201 Angel McCoughtry, 2009-16  
54 Tiffany Hayes, 2012-16, 18  
49 Arminie Herrington, 2009-13  
44 Sancho Lyttle, 2009-12, 14  
36 Erika de Souza, 2009-14  
34 Lindsey Harding, 2011-12  
31 Iziane Castro Marques, 2009-11  
16 Coco Miller, 2009-11

## SEASON

59 Angel McCoughtry, 2011  
55 Angel McCoughtry, 2010  
39 Angel McCoughtry, 2013  
26 Lindsey Harding, 2011  
Angel McCoughtry, 2014  
24 Sancho Lyttle, 2010



## PLAYOFF RECORD BOOK

23 Tiffany Hayes, 2013  
16 Armintie Herrington, 2011  
15 Coco Miller, 2010  
12 Iziane Castro Marques, 2009  
Erika de Souza, 2010  
Sancho Lyttle, 2011  
Armintie Herrington, 2013

### GAME

17 Angel McCoughtry vs. New York, 9/7/10  
16 Angel McCoughtry at Minnesota, 10/5/11  
13 Angel McCoughtry at New York, 9/5/10  
Angel McCoughtry at Chicago, 8/24/14  
11 Angel McCoughtry at Indiana, 9/27/11  
Angel McCoughtry at Minnesota, 10/2/11  
10 Sancho Lyttle vs. Washington, 8/27/10  
9 Lindsey Harding at Connecticut, 9/16/11  
Angel McCoughtry vs. Indiana, 9/30/12

### MOST FT ATTEMPTED

#### CAREER

253 Angel McCoughtry, 2009-16  
76 Armintie Herrington, 2009-13  
65 Tiffany Hayes, 2012-16, 18  
58 Iziane Castro Marques, 2009-11  
57 Sancho Lyttle, 2009-12, 14  
56 Erika de Souza, 2009-14  
44 Lindsey Harding, 2011-12  
21 Coco Miller, 2009-11

#### SEASON

79 Angel McCoughtry, 2011  
69 Angel McCoughtry, 2010  
47 Angel McCoughtry, 2013  
35 Lindsey Harding, 2011  
30 Tiffany Hayes, 2012-13  
27 Sancho Lyttle, 2010  
26 Angel McCoughtry, 2014  
24 Armintie Herrington, 2011  
23 Iziane Castro Marques, 2010  
19 Coco Miller, 2010  
Armintie Herrington, 2013

### GAME

21 Angel McCoughtry vs. New York, 9/7/10  
Angel McCoughtry at Minnesota, 10/5/11  
19 Angel McCoughtry at Indiana, 9/27/11  
17 Angel McCoughtry at New York, 9/5/10  
14 Angel McCoughtry at Chicago, 8/24/14  
12 Angel McCoughtry at Minnesota, 10/2/11  
Sancho Lyttle vs. Washington, 8/27/10  
11 Iziane Castro Marques at Detroit, 9/16/09  
Lindsey Harding at Connecticut, 9/16/11  
Angel McCoughtry vs. Indiana, 9/30/12

### HIGHEST FT PERCENTAGE

#### CAREER (Min. 20 FTA)

.831 Tiffany Hayes, 2012-16, 18 (54-65)  
.794 Angel McCoughtry, 2009-16 (201-253)  
.773 Lindsey Harding, 2011-12 (34-44)  
.772 Sancho Lyttle, 2009-12, 14 (44-57)  
.762 Coco Miller, 2009-11 (16-21)

### SEASON (Min. 10 FTA)

.923 Angel McCoughtry, 2014 (24-26)  
.900 Tiffany Hayes, 2014 (9-10)  
.889 Sancho Lyttle, 2010 (24-27)  
.830 Angel McCoughtry, 2013 (39-47)  
.818 Angel McCoughtry, 2012 (9-11)  
.800 Erika de Souza, 2010 (12-15)  
.797 Angel McCoughtry, 2010 (55-69)  
.767 Tiffany Hayes, 2013 (23-30)  
.750 Sancho Lyttle, 2011 (12-16)  
.743 Lindsey Harding, 2011 (26-35)  
.733 Angel McCoughtry, 2016 (11-15)

### MOST FTA, NONE MISSED, GAME

8 Tiffany Hayes vs. Chicago, 8/26/14  
5 Bria Holmes vs. Seattle, 9/21/16  
4 Matee Ajavon at Chicago, 9/25/16  
2 Markeisha Gatling vs. Seattle, 9/21/16  
Matee Ajavon vs. Seattle, 9/21/16

### MOST REBOUNDS

#### CAREER

243 Erika de Souza, 2009-14  
192 Sancho Lyttle, 2009-12, 14  
164 Angel McCoughtry, 2009-16  
114 Armintie Herrington, 2009-13  
69 Tiffany Hayes, 2012-18  
65 Aneika Henry, 2012-14  
52 Alison Bales, 2010-11  
50 Elizabeth Williams, 2016, 18  
38 Lindsey Harding, 2011-12  
36 Iziane Castro Marques, 2009-11

#### SEASON

79 Erika de Souza, 2013  
67 Sancho Lyttle, 2010  
60 Sancho Lyttle, 2011  
58 Erika de Souza, 2010  
57 Erika de Souza, 2011  
53 Aneika Henry, 2013  
44 Angel McCoughtry, 2011  
42 Armintie Herrington, 2011  
40 Alison Bales, 2011  
38 Angel McCoughtry, 2010

### GAME

16 Elizabeth Williams vs. Seattle, 9/21/16  
15 Erika de Souza vs. Minnesota, 10/7/11  
Erika de Souza at Washington, 9/21/13  
14 Sancho Lyttle at Seattle, 9/12/10  
Erika de Souza vs. Seattle, 9/16/10  
Erika de Souza at Washington, 9/23/13  
Aneika Henry at Minnesota, 10/6/13  
Sancho Lyttle vs. Chicago, 8/22/14  
Elizabeth Williams vs. Washington, 8/26/18  
Jessica Breland vs Washington, 8/28/18

### MOST OFFENSIVE REBOUNDS

#### CAREER

85 Erika de Souza, 2009-14  
62 Angel McCoughtry, 2009-16  
57 Sancho Lyttle, 2009-12, 14  
52 Armintie Herrington, 2009-13  
19 Aneika Henry, 2012-14

18 Elizabeth Williams, 2016-18  
14 Tiffany Hayes, 2012-16, 18  
12 Alison Bales, 2010-11  
10 Lindsey Harding, 2011-12  
Coco Miller, 2009-11  
Jasmine Thomas, 2013

### SEASON

26 Erika de Souza, 2013  
22 Sancho Lyttle, 2011  
21 Erika de Souza, 2011  
19 Sancho Lyttle, 2010  
Armintie Herrington, 2011  
17 Aneika Henry, 2013  
14 Erika de Souza, 2010  
Angel McCoughtry, 2010  
Angel McCoughtry, 2013  
13 Armintie Herrington, 2013  
Angel McCoughtry, 2011

### GAME

8 Erika de Souza vs. Minnesota, 10/7/11  
7 Erika de Souza vs. Washington, 9/23/13  
Aneika Henry at Minnesota, 10/6/13  
6 Angel McCoughtry at Indiana, 9/28/12  
Erika de Souza at Washington, 9/21/13  
Erika de Souza vs. Chicago, 8/26/14  
5 Sancho Lyttle at New York, 9/5/10  
Erika de Souza at Indiana, 9/22/11  
Lindsey Harding at Indiana, 10/2/12  
Erika de Souza vs. Chicago, 8/22/14  
Elizabeth Williams at Chicago, 9/25/16

### MOST DEFENSIVE REBOUNDS

#### CAREER

158 Erika de Souza, 2009-14  
135 Sancho Lyttle, 2009-12, 14  
102 Angel McCoughtry, 2009-16  
62 Armintie Herrington, 2009-13  
55 Tiffany Hayes, 2012-16, 18  
46 Aneika Henry, 2012-14  
40 Alison Bales, 2010-11  
32 Elizabeth Williams, 2016, 18  
31 Iziane Castro Marques, 2009-11  
28 Lindsey Harding, 2011-12  
22 Jasmine Thomas, 2013-14

#### SEASON

53 Erika de Souza, 2013  
48 Sancho Lyttle, 2010  
44 Erika de Souza, 2010  
38 Sancho Lyttle, 2011  
36 Erika de Souza, 2011  
Aneika Henry, 2013  
31 Alison Bales, 2011  
Angel McCoughtry, 2011  
29 Tiffany Hayes, 2013  
28 Sancho Lyttle, 2014

### GAME

13 Erika de Souza vs. Seattle, 9/16/10  
12 Elizabeth Williams vs. Seattle, 9/21/16  
11 Sancho Lyttle at Seattle, 9/12/10  
Sancho Lyttle vs. Chicago, 8/22/14

# PLAYOFF RECORD BOOK

10 Aneika Henry at Washington, 9/21/13  
Sancho Lyttle vs. Chicago, 8/26/14  
Jessica Breland vs Washington, 8/28/18  
9 Four Times  
8 Eight Times

## **MOST ASSISTS CAREER**

99 Angel McCoughtry, 2009-16  
85 Armintie Herrington, 2009-13  
63 Lindsey Harding, 2011-12  
36 Sancho Lyttle, 2009-12, 14  
34 Tiffany Hayes, 2012-16, 18  
32 Coco Miller, 2009-11  
31 Iziane Castro Marques, 2009-11  
30 Erika de Souza, 2009-14  
26 Jasmine Thomas, 2013-14  
18 Shalee Lehnig, 2010  
Alex Bentley, 2013, 18

## **SEASON**

47 Lindsey Harding, 2011  
30 Angel McCoughtry, 2013  
28 Armintie Herrington, 2011  
25 Armintie Herrington, 2010  
23 Coco Miller, 2010  
18 Shalee Lehnig, 2010  
Armintie Herrington, 2013  
17 Shoni Schimmel, 2014  
16 Angel McCoughtry, 2010  
Lindsey Harding, 2012  
Alex Bentley, 2013  
Jasmine Thomas, 2013  
Angel McCoughtry, 2016

## **GAME**

9 Shalee Lehnig vs. Washington, 8/27/10  
Angel McCoughtry at Chicago, 9/25/16  
8 Armintie Herrington at Washington, 8/25/10  
Coco Miller at Seattle, 9/14/10  
7 Iziane Castro Marques at Detroit, 9/16/09  
Lindsey Harding at Indiana, 9/22/11  
Lindsey Harding vs. Indiana, 9/25/11  
Lindsey Harding at Minnesota, 10/5/11  
Lindsey Harding vs. Minnesota, 10/7/11  
Lindsey Harding at Indiana, 9/28/12  
Angel McCoughtry vs. Washington, 9/23/13  
Angel McCoughtry vs. Seattle, 9/21/16  
Layshia Clarendon vs. Seattle, 9/21/16

## **MOST STEALS CAREER**

73 Angel McCoughtry, 2009-16  
48 Sancho Lyttle, 2009-12, 14  
45 Armintie Herrington, 2009-13  
23 Lindsey Harding, 2011-12  
Erika de Souza, 2009-14  
14 Tiffany Hayes, 2012-16, 18  
13 Coco Miller, 2009-11  
10 Alex Bentley, 2013, 18

## **SEASON**

24 Angel McCoughtry, 2011  
18 Sancho Lyttle, 2011

17 Angel McCoughtry, 2013  
15 Lindsey Harding, 2011  
Armintie Herrington, 2013  
14 Sancho Lyttle, 2010  
Angel McCoughtry, 2010  
13 Armintie Herrington, 2011  
9 Coco Miller, 2010  
Sancho Lyttle, 2012  
Alex Bentley, 2013

## **GAME**

5 Angel McCoughtry vs. New York, 9/7/10  
Sancho Lyttle at Seattle, 9/12/10  
Sancho Lyttle at Indiana, 9/27/11  
Armintie Herrington vs. Minnesota, 10/7/11  
Sancho Lyttle vs. Indiana, 9/28/12  
4 Angel McCoughtry vs. Washington, 8/27/10  
Lindsey Harding at Connecticut, 9/16/11  
Angel McCoughtry vs. Indiana, 9/25/11  
Angel McCoughtry at Indiana, 9/27/11  
Lindsey Harding at Indiana, 9/27/11  
Armintie Herrington vs. Indiana, 9/26/13  
Armintie Herrington at Minnesota, 10/8/13

## **MOST BLOCKED SHOTS CAREER**

34 Erika de Souza, 2009-14  
24 Angel McCoughtry, 2009-16  
22 Jessica Breland, 2018  
18 Sancho Lyttle, 2009-12, 14  
13 Alison Bales, 2010-11  
11 Jessica Breland, 2018  
9 Aneika Henry, 2012-14  
7 Elizabeth Williams, 2016, 18  
6 Jasmine Thomas, 2013-14  
4 Armintie Herrington, 2009-13  
3 Lindsey Harding, 2011-12  
2 Michelle Snow, 2009  
Alex Bentley, 2013, 2018  
Tiffany Hayes, 2012-14, 16, 18

## **SEASON**

16 Erika de Souza, 2010  
8 Sancho Lyttle, 2010  
Angel McCoughtry, 2013  
7 Alison Bales, 2010  
Angel McCoughtry, 2011  
Aneika Henry, 2013  
6 Alison Bales, 2011  
Erika de Souza, 2011  
Erika de Souza, 2013  
Jasmine Thomas, 2013  
5 Elizabeth Williams, 2016

## **GAME**

7 Jessica Breland vs Washington, 8/28/18  
5 Erika de Souza at Washington, 8/25/10  
Erika de Souza vs. New York, 9/7/10  
4 Jessica Breland vs. Washington, 8/26/18  
3 Sancho Lyttle at Washington, 8/25/10  
Erika de Souza vs. Seattle, 9/16/10  
Erika de Souza at Minnesota, 10/5/11  
Sancho Lyttle vs. Chicago, 8/22/14  
Elizabeth Williams vs. Seattle, 9/21/16

## **MOST DISQUALIFICATIONS CAREER**

4 Angel McCoughtry, 2009-14  
2 Tiffany Hayes, 2012-14  
1 Erika de Souza, 2009-14  
Iziane Castro Marques, 2009-11  
Sancho Lyttle, 2009-12, 14

## **SEASON**

2 Angel McCoughtry, 2013  
1 Iziane Castro Marques, 2010  
Erika de Souza, 2010  
Angel McCoughtry, 2010  
Sancho Lyttle, 2011  
Angel McCoughtry, 2011  
Tiffany Hayes, 2013  
Tiffany Hayes, 2014

## **SERIES**

1 (see list of Most Personal Fouls, Game)

## **MOST PERSONAL FOULS CAREER**

127 Angel McCoughtry, 2009-16  
115 Erika de Souza, 2009-14  
73 Sancho Lyttle, 2009-12, 14  
62 Armintie Herrington, 2009-13  
43 Tiffany Hayes, 2012-16, 18  
40 Iziane Castro Marques, 2009-11  
28 Aneika Henry, 2012-14  
27 Alex Bentley, 2013, 18  
23 Lindsey Harding, 2011-12  
22 Alison Bales, 2010-11  
19 Coco Miller, 2009-11

## **SEASON**

33 Angel McCoughtry, 2013  
31 Angel McCoughtry, 2010  
30 Angel McCoughtry, 2011  
29 Erika de Souza, 2010  
Erika de Souza, 2013  
28 Sancho Lyttle, 2010  
24 Armintie Herrington, 2011  
20 Erika de Souza, 2011  
Alex Bentley, 2013  
19 Lindsey Harding, 2011  
Sancho Lyttle, 2011  
Tiffany Hayes, 2013

## **GAME**

6 Angel McCoughtry vs. Washington, 8/27/10  
Erika de Souza at Seattle, 9/14/10  
Iziane Castro Marques at Seattle, 9/14/10  
Angel McCoughtry at Indiana, 9/22/11  
Sancho Lyttle at Minnesota, 10/5/11  
Angel McCoughtry at Washington, 9/21/13  
Tiffany Hayes vs. Indiana, 9/26/13  
Angel McCoughtry at Minnesota, 10/8/13  
Tiffany Hayes at Chicago, 8/24/14  
Elizabeth Williams at Chicago, 9/25/16  
5 Angel McCoughtry vs. Seattle, 9/21/16  
4 Alex Bentley vs. Washington, 8/26/18

# PLAYOFF RECORD BOOK

## **MOST TURNOVERS**

### **CAREER**

100 Angel McCoughtry, 2009-16  
49 Erika de Souza, 2009-14  
45 Sancho Lyttle, 2009-12, 14  
32 Armintie Herrington, 2009-13  
27 *Tiffany Hayes, 2012-16, 18*  
25 Iziane Castro Marques, 2009-11  
24 Lindsey Harding, 2011-12  
Jasmine Thomas, 2013-14  
19 Coco Miller, 2009-11

### **SEASON**

28 Angel McCoughtry, 2013  
22 Angel McCoughtry, 2010  
Angel McCoughtry, 2011  
20 Jasmine Thomas, 2013  
18 Erika de Souza, 2013  
15 Sancho Lyttle, 2011  
14 Iziane Castro Marques, 2010  
Coco Miller, 2010  
Alex Bentley, 2013, 18  
13 Sancho Lyttle, 2010  
Lindsey Harding, 2011

### **GAME**

8 Erika de Souza vs. Detroit, 9/18/09  
6 Angel McCoughtry at Detroit, 9/16/09  
Angel McCoughtry vs. Detroit, 9/18/09  
Angel McCoughtry at Connecticut, 9/16/11  
Angel McCoughtry vs. Minnesota, 10/10/13  
5 Coco Miller at Seattle, 9/14/10  
Angel McCoughtry at Indiana, 9/22/11  
Angel McCoughtry at Minnesota, 10/6/13  
Angel McCoughtry at Chicago, 9/25/2016  
Brittney Sykes vs Washington, 8/28/18  
Alex Bentley vs Washington, 8/28/18

## **OPPONENT SINGLE-GAME**

### **TEAM RECORDS**

#### **MOST POINTS SCORED GAME**

103 Indiana, 9/30/12  
101 Minnesota, 10/5/11  
94 Detroit, 9/16/09  
Detroit, 9/18/09  
93 New York, 9/7/10

#### **HALF**

58 Detroit (2nd), 9/16/09  
57 Washington (2nd), 8/25/10  
56 Indiana (2nd), 9/30/12

#### **QUARTER**

34 Washington (4th), 8/27/10  
32 Washington (4th), 8/25/10  
Minnesota (4th), 10/5/11

#### **FEWEST POINTS SCORED GAME**

45 Washington, 9/21/13  
53 Indiana, 9/29/13  
64 Connecticut, 9/18/11  
66 Indiana, 9/28/12

#### **HALF**

20 Indiana (2nd), 9/29/13  
21 Washington (1st), 9/21/13  
24 Washington (2nd), 9/21/13

#### **QUARTER**

7 Washington (2nd), 8/27/10  
9 Washington (1st), 9/21/13  
Washington (4th), 9/21/13  
Indiana (3rd), 9/29/13

#### **MOST FG MADE**

38 Minnesota, 10/6/13  
37 Detroit, 9/16/09

#### **FEWEST FG MADE**

14 Washington, 9/21/13  
18 Indiana, 9/29/13

#### **MOST FG ATTEMPTED**

79 Detroit, 9/16/09  
77 Minnesota, 10/6/13  
72 Seattle, 9/21/16  
Washington, 8/26/18

#### **FEWEST FG ATTEMPTED**

55 Minnesota, 10/10/13  
56 Washington, 9/21/13  
Washington, 9/23/13

#### **HIGHEST FG PERCENTAGE**

56.9 Minnesota, 10/8/13 (33-58)  
53.8 Detroit, 9/18/09 (35-65)  
53.1 Indiana, 9/30/12 (34-64)

#### **LOWEST FG PERCENTAGE**

25.0 Washington, 9/21/13 (14-56)

28.1 Indiana, 9/29/13 (18-64)

#### **MOST 3-PT FG MADE**

11 Washington, 8/26/18  
8 Detroit, 9/16/09  
Connecticut, 9/16/11  
Indiana, 9/25/11  
7 Seattle, 9/21/16

#### **FEWEST 3-PT FG MADE**

0 Minnesota, 10/8/13  
2 3 Times

#### **MOST 3-PT FG ATTEMPTED**

26 Washington, 8/26/18  
23 Seattle, 9/21/16  
22 Seattle, 9/16/10  
21 Indiana, 9/29/13

#### **FEWEST 3-PT FG ATTEMPTED**

1 Minnesota, 10/8/13  
7 Minnesota, 10/5/11  
Minnesota, 10/10/13

#### **HIGHEST 3-PT FG PERCENTAGE**

57.1 Detroit, 9/16/09 (8-14)  
Connecticut, 9/16/11 (8-14)  
50.0 Minnesota, 10/6/13 (5-10)

#### **LOWEST 3-PT FG PERCENTAGE**

00.0 Minnesota, 10/8/13 (0-1)  
17.6 Chicago, 8/26/14 (3-17)

#### **MOST FT MADE**

38 Minnesota, 10/5/11  
29 Washington, 8/25/10  
28 Indiana, 9/30/12

#### **FEWEST FT MADE**

3 Minnesota, 10/6/13  
4 Washington, 9/19/13

#### **MOST FT ATTEMPTED**

46 Minnesota, 10/5/11  
41 Indiana, 9/30/12  
37 Seattle, 9/14/10

#### **FEWEST FT ATTEMPTED**

6 Minnesota, 10/6/13  
7 Washington, 9/19/13

#### **HIGHEST FT PERCENTAGE**

1.000 Washington, 8/26/18 (20-20)  
.952 Connecticut, 9/16/11 (20-21)  
.917 Seattle, 9/21/16 (22-24)  
.889 Minnesota, 10/2/11 (16-18)

#### **LOWEST FT PERCENTAGE**

50.0 Minnesota, 10/6/13 (3-6)  
54.2 Washington, 9/21/13 (13-24)

# PLAYOFF RECORD BOOK

## **MOST REBOUNDS**

48 Washington, 9/19/13  
46 Indiana, 10/2/12  
44 Minnesota, 10/6/13

## **FEWEST REBOUNDS**

24 Washington, 9/23/13  
26 Seattle, 9/14/10  
Chicago, 8/24/14  
Washington, 8/28/18

## **MOST OFFENSIVE REBOUNDS**

18 Indiana, 9/27/11  
17 Indiana, 9/25/11

## **FEWEST OFFENSIVE REBOUNDS**

4 Seattle, 9/14/10  
5 Minnesota, 10/10/13  
Washington, 8/28/18

## **MOST DEFENSIVE REBOUNDS**

34 Washington, 9/19/13  
32 Minnesota, 10/8/13

## **FEWEST DEFENSIVE REBOUNDS**

16 Washington, 9/23/13  
17 Washington, 8/27/10  
New York, 9/7/10

## **MOST ASSISTS**

25 Detroit, 9/18/09  
23 Minnesota, 10/6/13  
Minnesota, 10/8/13

## **FEWEST ASSISTS**

8 Washington, 9/21/13  
9 Washington, 8/27/10  
Indiana, 9/29/13

## **MOST STEALS**

13 Seattle, 9/14/10  
11 Minnesota, 10/6/13

## **FEWEST STEALS**

2 New York, 9/5/10  
Minnesota, 10/5/11

## **MOST BLOCKED SHOTS**

11 Minnesota, 10/2/11  
10 Indiana, 10/2/12

## **FEWEST BLOCKED SHOTS**

1 Detroit, 9/16/09  
Washington, 8/27/10  
New York, 9/7/10  
Seattle, 9/21/16

## **MOST PERSONAL FOULS**

30 Washington, 8/27/10  
29 Detroit, 9/18/09  
New York, 9/7/10

## **FEWEST PERSONAL FOULS**

12 Indiana, 10/2/12  
14 Indiana, 9/28/12

## **MOST TURNOVERS**

23 Detroit, 9/18/09  
22 Indiana, 10/2/12

## **FEWEST TURNOVERS**

4, Washington, 8/26/18  
6 Seattle, 9/21/16  
9 Chicago, 8/26/14  
10 Minnesota, 10/2/11  
11 Detroit, 9/16/09  
Washington, 8/27/10

## **OPPONENT SINGLE-GAME INDIVIDUAL RECORDS POINTS**

36 Cappie Pondexter, New York, 9/7/10  
Seimone Augustus, Minnesota, 10/5/11  
34 Elena Delle Donne, Chicago, 8/26/14  
32 Elena Delle Donne, Washington, 8/26/18  
27 Elena Delle Donne, Washington, 8/28/18  
26 Lauren Jackson, Seattle, 9/12/10  
Lauren Jackson, Seattle, 9/14/10  
Rebekkah Brunson, Minnesota, 10/2/11  
25 Deanna Nolan, Detroit, 9/16/09  
Tangela Smith, Indiana, 9/22/11  
Katie Douglas, Indiana, 9/25/11  
Tamika Catchings, Indiana, 9/30/12

## **MOST FG MADE**

14 Cappie Pondexter, New York, 9/7/10  
11 Seimone Augustus, Minnesota, 10/5/11  
10 Five Times

## **MOST FG ATTEMPTED**

27 Cappie Pondexter, New York, 9/7/10  
23 Deanna Nolan, Detroit, 9/16/09  
22 Elena Delle Donne, Washington, 8/26/18  
21 Lindsay Harding, Washington, 8/25/10  
Asjha Jones, Connecticut, 9/18/11  
20 Five Times

## **HIGHEST FG PERCENTAGE (Min. 10 FGA)**

.786 Seimone Augustus, Minnesota, 10/5/11 (11-14)  
.750 Seimone Augustus, Minnesota, 10/8/13 (9-12)  
.700 Alexis Hornbuckle, Detroit, 9/18/09 (7-10)  
Camille Little, Seattle, 9/12/10 (7-10)  
.692 Essence Carson, New York, 9/7/10 (9-13)  
.667 Rebekkah Brunson, Minnesota, 10/2/11 (10-15)

## **MOST FGA, NONE MISSED**

3 Four Times

## **MOST 3-PT FG MADE**

5 Tangela Smith, Indiana, 9/22/11  
Katie Douglas, Indiana, 9/25/11  
4 Lauren Jackson, Seattle, 9/12/10  
3 18 Times

## **MOST 3-PT FG ATTEMPTED**

9 Jewell Loyd, Seattle, 9/21/16  
8 Lauren Jackson, Seattle, 9/12/10  
7 Five Times

## **MOST 3FGA, NONE MISSED, GAME**

2 Shavonte Zellous, Detroit, 9/16/09  
Kalana Greene, Connecticut, 9/16/11  
Erin Phillips, Indiana, 9/28/12  
Courtney Vandersloot, Chicago, 8/22/14

## **MOST FT MADE**

13 Lauren Jackson, Seattle, 9/14/10  
Seimone Augustus, Minnesota, 10/5/11  
11 Elena Delle Donne, Chicago, 8/24/14  
Elena Delle Donne, Chicago, 8/26/14  
10 Tamika Catchings, Indiana, 9/30/12  
Elena Delle Donne, Washington, 8/26/18

## **MOST FT ATTEMPTED GAME**

17 Lauren Jackson, Seattle, 9/14/10  
16 Seimone Augustus, Minnesota, 10/5/11  
12 Camille Little, Seattle, 9/16/10  
Tamika Catchings, Indiana, 9/30/12  
11 Matee Ajavon, Washington, 8/27/10  
Jessica Adair, Minnesota, 10/5/11  
Lindsay Whalen, Minnesota, 10/10/13  
Elena Delle Donne, Chicago, 8/24/14  
Elena Delle Donne, Chicago, 8/26/14

## **MOST FTA, NONE MISSED, GAME**

11 Elena Delle Donne, Chicago, 8/24/14  
Elena Delle Donne, Chicago, 8/26/14  
10 Elena Delle Donne, Washington, 8/26/18  
7 Cappie Pondexter, New York, 9/5/10  
6 Breanna Stewart, Seattle, 9/21/16  
3 Kaleena Mosqueda-Lewis, Seattle, 9/21/16  
Crystal Langhorne, Seattle, 9/21/16  
2 Alysha Clark, Seattle, 9/21/16

## **MOST REBOUNDS**

20 Erlana Larkins, Indiana, 10/2/12  
17 Tina Charles, Connecticut, 9/18/11  
15 Crystal Langhorne, Washington, 9/19/13  
Sylvia Fowles, Chicago, 8/26/14  
14 Sylvia Fowles, Chicago, 8/22/14  
Elena Delle Donne, Washington, 8/28/18

## **MOST OFFENSIVE REBOUNDS**

9 Erlana Larkins, Indiana, 10/2/12  
7 Elena Delle Donne, Washington, 8/26/18  
6 Tamika Catchings, 9/25/11  
Erlana Larkins, Indiana, 9/26/13  
5 Nine Times

## **MOST DEFENSIVE REBOUNDS**

13 Tina Charles, Connecticut, 9/18/11  
Sylvia Fowles, Chicago, 8/22/14  
11 Erlana Larkins, Indiana, 10/2/12  
10 Tamika Catchings, Indiana, 9/22/11  
Crystal Langhorne, Washington, 9/19/13  
Rebekkah Brunson, Minnesota, 10/10/13  
Sylvia Fowles, Chicago, 8/26/14



# PLAYOFF RECORD BOOK

## MOST ASSISTS

9 Cappie Pondexter, New York, 9/7/10  
8 Sue Bird, Seattle, 9/12/10  
Courtney Vandersloot, Chicago, 8/24/14  
7 Sue Bird, Seattle, 9/16/10  
Seimone Augustus, Minnesota, 10/2/11  
Briann January, Indiana, 9/30/12  
Ivory Latta, Washington, 9/19/13  
Epiphanny Prince, Chicago, 8/22/14  
Courtney Vandersloot, Chicago, 8/22/14  
Sue Bird, Seattle, 9/21/16

## MOST STEALS

5 Tanisha Wright, Seattle, 9/14/10  
4 Matee Ajavon, Washington, 9/23/13  
Devereaux Peters, Minnesota, 10/6/13  
Sylvia Fowles, Chicago, 8/26/14  
3 14 Times

## MOST BLOCKED SHOTS

4 Crystal Langhorne, Washington, 8/25/10  
Tangela Smith, Indiana, 9/22/11  
Tamika Catchings, Indiana, 10/2/12  
Michelle Snow, Washington, 9/19/13  
Erlana Larkins, Indiana, 9/26/13  
LaToya Sanders, Washington, 8/28/18  
3 Seven Times

## MOST TURNOVERS

7 Lindsay Whalen, Minnesota, 10/8/13  
5 Eight Times

## DREAM DOUBLE-DOUBLES

### 2010

Sancho Lyttle vs. Washington, 8/27/10 (20 pts/10 reb)  
Sancho Lyttle at New York, 9/5/10 (18 pts/13 reb)  
Erika de Souza at New York, 9/5/10 (12 pts/11 reb)  
Sancho Lyttle at Seattle, 9/12/10 (10 pts/14 reb)  
Erika de Souza vs. Seattle, 9/16/10 (10 pts/14 reb)

### 2011

Angel McCoughtry at Connecticut, 9/16/11 (16 pts/10 reb)  
Sancho Lyttle at Connecticut, 9/16/11 (13 pts/11 reb)  
Erika de Souza vs. Connecticut, 9/18/11 (12 pts/10 reb)  
Sancho Lyttle at Indiana, 9/27/11 (10 pts/11 reb)  
Erika de Souza vs. Minnesota, 10/7/11 (11 pts/15 reb)

### 2013

Erika de Souza at Washington, 9/21/13 (11 pts/15 reb)  
Aneika Henry at Washington, 9/21/13 (10 pts/12 reb)  
Erika de Souza vs. Washington, 9/23/13 (18 pts/14 reb)  
Aneika Henry at Minnesota, 10/6/13 (14 pts/14 reb)

### 2014

Sancho Lyttle vs. Chicago, 8/26/14 (14 pts/13 reb)

### 2018

Elizabeth Williams vs. Washington, 8/26/18 (15 pts/14 reb)  
Jessica Breland vs. Washington, 8/28/18 (10 pts/14 reb)  
Elizabeth Williams vs Washington, 8/28/18 (10 pts/11 reb)

## OPPONENT DOUBLE-DOUBLES

### 2010

Camille Little, Seattle, 9/12/10 (18 pts/11 reb)

### 2011

Tina Charles, Connecticut, 9/18/11 (13 pts/17 reb)  
Tamika Catchings, Indiana, 9/22/11 (12 pts/13 reb)  
Rebekkah Brunson, Minnesota, 10/2/11 (26 pts/11 reb)

### 2012

Tamika Catchings, Indiana, 9/28/11 (10 pts/11 reb)  
Tamika Catchings, Indiana, 9/30/12 (25 pts/13 reb)  
Tamika Catchings, Indiana, 10/2/12 (16 pts/11 reb)  
Erlana Larkins, Indiana, 10/2/12 (16 pts/20 reb)

### 2013

Crystal Langhorne, Washington, 9/19/13 (12 pts/15 reb)  
Erlana Larkins, Indiana, 9/26/13 (15 pts/12 reb)  
Rebekkah Brunson, Minnesota, 10/8/13 (12 pts/10 reb)  
Rebekkah Brunson, Minnesota, 10/10/13 (15 pts/12 reb)

### 2014

Sylvia Fowles, Chicago, 8/22/14 (12 pts/14 reb)  
Sylvia Fowles, Chicago, 8/26/14 (13 pts/15 reb)

### 2018

Elena Delle Donne, Washington, 8/26/18 (32 pts/13 reb)  
Elena Delle Donne, Washington, 8/28/18 (27 pts/14 reb)



## PLAYOFF RECORD BOOK

### All-Time Atlanta Dream Playoff Results 16-19 (Overall)   8-9 (Home)   8-10 (Away)

#### 2018

##### **WNBA Semifinals - Washington**

8/26/18        H        L, 84-87

8/28/18        H        W, 78-75

#### 2016

##### **1st Round - Seattle**

9/21/16        H        W, 94-87

##### **2nd Round - Chicago**

9/25/16        A        L, 98-108

#### 2014

##### **Eastern Conference Semifinals - Chicago**

8/22/13        H        L, 77-80

8/24/13        A        W, 92-83

8/26/13        H        L, 80-81

#### 2013

##### **Eastern Conference Semifinals - Washington**

9/19/13        H        L, 56-71

9/21/13        A        W, 63-45

9/23/13        H        W, 80-72

##### **Eastern Conference Finals - Indiana**

9/26/13        H        W, 84-79

9/29/13        A        W, 67-53

##### **WNBA Finals - Minnesota**

10/6/13        A        L, 59-84

10/8/13        A        L, 63-88

10/10/13       H        L, 77-86

#### 2012

##### **Eastern Conference Semifinals - Indiana**

9/28/12        A        W, 75-66

9/30/12        H        L, 88-103

10/2/12        A        L, 64-75

#### 2011

##### **Eastern Conference Semifinals - Connecticut**

9/16/11        A        W, 89-84

9/28/11        H        W, 69-64

##### **Eastern Conference Finals - Indiana**

9/22/11        A        L, 74-82

9/25/11        H        W, 94-77

9/27/11        A        W, 83-67

##### **WNBA Finals - Minnesota**

10/2/11        A        L, 74-88

10/5/11        A        L, 95-101

10/7/11        H        L, 67-73

#### 2010

##### **Eastern Conference Semifinals - Washington**

8/25/10        A        W, 95-90

8/27/10        H        W, 101-77

##### **Eastern Conference Finals - New York**

9/5/10        A        W, 81-75

9/7/10        H        W, 105-93

##### **WNBA Finals - Seattle**

9/12/10        A        L, 77-79

9/14/10        A        L, 84-87

9/16/10        H        L, 84-87

#### 2009

##### **Eastern Conference Semifinals - Detroit**

9/16/09        A        L, 89-94

9/18/09        H        L, 79-94



#1 Elizabeth Williams  
Center- Forward



#25 Adaora Elonu  
Forward



#3 Alexis Prince  
Guard



#7 Brittney Sykes  
Guard



#11 Blake Dietrick  
Guard



#12 Damiris Dantas  
Forward



#15 Tiffany Hayes  
Guard



#20 Alex Bentley  
Guard



#21 Renee Montgomery  
Center



#25 Monique Billings  
Forward



#34 Imani McGee-Stafford  
Center



#35 Angel McCoughtry  
Forward- Guard



#51 Jessica Breland  
Forward



Nicki Collen  
Head Coach



Mike Petersen  
Assistant Coach



Daris Taylor  
Assistant Coach



Jessica Cohen  
Athletic Trainer



Zach Cooper  
Director of Scouting &  
Video Production