



# GAME NOTES

## GAME # 1 • ROAD GAME # 1 Chicago Sky at Las Vegas Aces Sunday, July 26 • 3:00p ET • ABC

**SEASON-OPENERS:** Sky is 8-6 all-time in season openers and 4-6 in season openers as a visiting team. Chicago is 6-2 in openers since 2012, with the only losses coming in 2017 and 2019 at the Minnesota Lynx.

🔑 The Sky has never opened a season against the Aces.

🔑 Last year, the Sky opened the season against Minnesota for James Wade's first game as Sky coach (L 89-71). Diamond DeShields went 0-7 from the field and was shut out in scoring. It is the only time in her WNBA career that she has not scored a point.

**SKY VS. ACES:** The Sky has an all-time record of 2-4 (.333) against Las Vegas. Chicago had a 14-12 all-time record vs. San Antonio, the previous location of the Aces' franchise.

🔑 Last season, the Sky lost the only game against the Aces in Chicago while splitting the two in Las Vegas. The Aces eliminated the Sky from the WNBA playoffs with a 93-92 second-round win at Mandalay Bay Events Center in Las Vegas on Sept. 15, 2019.

**2019 SKY SEASON RECAP:** Chicago improved by 7 games over their 2018 finish (going from 13 to 20 wins), tying for the most-improved record in WNBA (with Indiana also improving by 7 wins last season).

🔑 This was the third-best improvement season-to-season in Sky team history:

- 2013: 10-game improvement (14 wins to 24 wins) under Pokey Chatman.
- 2007: 9-game improvement (5 wins to 14 wins) under Bo Overton\*
- 2019: 7-game improvement (13 wins to 20 wins) under James Wade\*

🔑 The Sky made the playoffs for the first time since 2016. They finished 1-1 (beating the Phoenix Mercury in the first round in Chicago before losing in Las Vegas on a desperation Dearica Hamby three-pointer with 5 seconds left in play, and the Aces down by 2).

## SKY RECORDS SET LAST SEASON:

🔑 Most 3-POINT FIELD GOALS MADE: 247 (previous high - 244 in 2018)

🔑 Most 3-POINT FIELD GOALS: 735 (previous high - 671 in 2018)

🔑 Most DEFENSIVE REBOUNDS: 958 (previous high - 906 in 2015)

🔑 Most ASSISTS: 733 (previous high - 721 in 2018)

🔑 The Sky's 20-14 record was the 3<sup>rd</sup>-best in team history (behind the 24-10 mark in 2013, and 21-13 performance in 2015).



# GAME NOTES

**SKY'S FINISH OF 2019 REGULAR SEASON:** The Sky scored 80 or more points in the last 11 consecutive games of the season, from July 2 to Sept. 8, beating the franchise's previous team record of 10 games set in 2016, from July 22 - Sept. 16.

🏆 **2<sup>nd</sup>** in PPG - 84.6

🏆 **3<sup>rd</sup>** in FG% - 44.8

🏆 **2<sup>nd</sup>** in DEFENSIVE REBOUNDS - 28.2

🏆 **3<sup>rd</sup>** in TOTAL REBOUNDS - 36.4

🏆 **2<sup>nd</sup>** in ASSISTS - 21.6

🏆 **3<sup>rd</sup>** in BLOCKS - 4.5

🏆 Sky scored 80 or more points in the last 11 consecutive games of the season, from July 2 to Sept. 8, beating the franchise's previous team record of 10 games set in 2016, from July 22 - Sept. 16.

## TOP LAS VEGAS PERFORMANCES AGAINST SKY IN 2019:

LIZ CAMBAGE: 22.3 PPG | .628 FG% | 10.0 RPG | 2 double-doubles (three games)

DEARICA HAMBY: 11.3 PPG | 7.3 RPG (three games)

KAYLA MCBRIDE: 11.3 PPG (three games)

A'JA WILSON: 20.5 PPG | 3.0 BPG (three games)

## TOP SKY PERFORMANCES AGAINST LAS VEGAS IN 2019:

DIAMOND DESHIELDS: 18.3 PPG (three games)

JANTEL LAVENDER: 12.5 PPG | .522 FG% | 6 RPG (three games)

CHEYENNE PARKER: 10.3 PPG | 5.3 RPG (three games)

ALLIE QUIGLEY: 10.6 PPG | 5.0 RPG (three games)

COURTNEY VANDERSLOOT: 11 PPG | 11.3 APG | 1 double-double

## INJURY REPORT

JANTEL LAVENDER - OUT for season (left foot)

SYDNEY COLSON - OUT (illness)



# GAME NOTES

## SKY 2020 ROSTER & COACHES

No.	Name.	Pos.	Ht.	Wt.	DOB	Years Pro.
1	Diamond DeShields	G	6'1"	167	3/5/95	2
2	Kaheah Copper	G	6'1"	160	8/28/94	4
7	Jantel Lavender	F	6'4"	185	11/12/88	9
8	Stella Johnson	G	5'10"	158	7/11/98	R
14	Allie Quigley	G	5'10"	145	6/20/86	11
15	Gabby Williams	F	5'11"	180	9/9/96	2
22	Courtney Vandersloot	G	5'8"	138	2/8/89	9
24	Ruthy Hebard	F	6'4"	lbs	4/28/98	R
30	Azurá Stevens	F	6'6"	180	2/1/96	2
31	Stefanie Dolson	C	6'5"	240	1/8/92	6
32	Cheyenne Parker	F	6'4"	210	8/22/92	5
51	Sydney Colson	G	5'8"	140	8/6/89	6


GENERAL MANAGER & HEAD COACH: JAMES WADE


ASSISTANT COACHES: OLAF LANGE, EMRE VATANSEVER


DIRECTOR OF BASKETBALL OPS / STRENGTH & CONDITIONING: ANN CROSBY


HEAD ATHLETIC TRAINER: MEGHAN LOCKERBY


## PRONUNCIATIONS

 Kahleah (Kuh-LEE-ah) Copper

 Ruthy Hebard (HE-bird)

 Cheyenne (SHY-ann) Parker

 Azurá (azz-ur-RAY) Stevens

 Courtney Vandersloot (VAN-der-SLEWT)

 Jantel (JANN-tell) Lavender

## TRANSACTIONS

Feb. 17, 2020: Re-Signed Kahleah Copper, Re-Signed Stefanie Dolson.

Feb. 20, 2020: Acquired Azura Stevens from Dallas Wings in exchange for Katie Lou Samuelson and 2021 first-round draft pick.

Feb. 13, 2020: Signed Sydney Colson

Feb. 12, 2020: Astou Ndour traded to Dallas for Phoenix' 2021 WNBA Draft first round-pick.



# GAME NOTES

## **"THE GENERAL" VANDERSLOOT'S RECORD-BREAKING 2019 SEASON**

- 🏆 Broke her own WNBA record for assists in a season in 2019: 300 (previous record 258 in 2018).
- 🏆 Broke her own WNBA record for Assists per Game- 9.1 (previous record 8.6 in 2018).
- 🏆 Moved up to 6<sup>th</sup> on the WNBA's All-Time Assists lists.
- 🏆 Needs 22 assists to pass Becky Hammon (1,705) and move into 5<sup>th</sup> place of all time.
- 🏆 Became WNBA All-Time leader in APG for a career (6.17), moving ahead of Ticha Penichiero (5.72).
- 🏆 Led the WNBA in assist percentage at 43.1 (% of team baskets she assisted on while on the floor).
- 🏆 Accounted for 38.1% of teams points in 2019: 697 points scored off her 300 assists, + 367 points scored in her 33 games played.
- 🏆 Recorded career-high 4.3 RPG.
- 🏆 Vandersloot's 12 games of double-figure assists (tied for her career-high in a season) gives her 45 and moved her into 2<sup>nd</sup> place of all-time in WNBA behind Ticha Penicheiro (64) and ahead of Sue Bird (44).
- 🏆 6 double-doubles for the season gives her 29 for her career and makes her WNBA leader in career double-doubles with assists, beating out Sue Bird who has 28.
- 🏆 Sky was 17-7 in games where she had 8 or more assists.
- 🏆 Sky was 18-4 in games where she had 10 or more assists in a game over the last 2 year (9-1 in 2018 and 9-3 in 2019).

## **DIAMOND DESHIELDS DOES IT**

- 🏆 Scored in double-figures in 30 of team's 34 games in 2019, including the last 24 consecutively.
- 🏆 Scored career-high 30 points in OT win at Connecticut on Sept. 6, which clinched a home court playoff game for the Sky.
- 🏆 Recorded career-highs in points, rebounds, assists, steals and blocks in 2019.
- 🏆 Led WNBA in fast break points per game with 3.7.
- 🏆 Sky was 6-3 in games where she scored 20 or more points.

## **QUIGLEY RANKS #1 AMONG ACTIVE WNBA PLAYERS IN 3-PT FG%**

- 🏆 Recorded career-high (and Sky season record) 80 three-point field goals in 2019.
- 🏆 Career-high 3-point FG% (.442).
- 🏆 Led the WNBA in 3-PT FGM.
- 🏆 2<sup>nd</sup> in WNBA in 3 PR FG%.
- 🏆 Led the WNBA in True Shooting % (62.9).





# GAME NOTES

- 🏆 Ranks 12<sup>th</sup> on WNBA All-Time career list for 3-PT FG% (.3991).
- 🏆 Averaged 11.4 missed APG (passes that would have been credited as assists had shot been made).

## **DOLSON RETURNS FOR 4<sup>TH</sup> SEASON WITH SKY**

- 🏆 Finished season with fourth-best FG% in league (.519).
- 🏆 Finished season with third best True FG% in the league (.619).
- 🏆 Team was 11-5 in games she scored in double-figures.

## **CHEYENNE PARKER SHINES OFF THE BENCH**

- 🏆 In 34 games off the bench in 2019, Parker led the team's reserves in scoring (8.8 PPG), rebounds (5.8 RPG) and blocks (1.2 BPG, which led the entire team's).
- 🏆 In 11 games after Jantel Lavender's injury, Parker stepped up her game:
  - Pre-Lavender injury: 7.9 PPG | 5.3 RPG | .482 FG%
  - Post-Lavender injury: 10.5 PPG | 6.8 RPG | .490 FG%

## **GABBY WILLIAMS LOOKS TO BUILD ON STRONG SOPHOMORE SEASON**

- 🏆 Finished 2019 season strong, averaging 9 PPG on .688 shooting from the field and .667 shooting from three over the last three games in 18.7 MPG.
- 🏆 Williams also added 3.3 RPG, 2.3 APG, and 1.3 SPG helping the Sky take two out of three of the last regular season games of 2019, clinching a home playoff game.

## **KAHLEAH COPPER RE-SIGNS WITH SKY FOR MULTI-YEAR DEAL**

- 🏆 Appeared in all 34 games for the Sky off the bench in 2019.
- 🏆 In playoffs, she averaged 9 PPG on 75% shooting.
- 🏆 Copper's 16 points against Las Vegas was 3<sup>rd</sup>-highest on the team.

## **SKY FINDS KEY NEWCOMER IN AZURÁ STEVENS**

- 🏆 Played in only 9 games for Dallas in 2019 before injuring her foot and missing the rest of the season.
- 🏆 Member on 2018 WNBA All-Rookie Team when she finished 6<sup>th</sup> in Rookie scoring (8.9 PPG) and 2<sup>nd</sup> in rookie rebounding (4.6).
- 🏆 Scored in double-figures in 17 of the 34 games she played in 2018.

## **RUTHY'S ROOKIE SEASON: FROM ALASKA, TO OREGON, TO BIRTH CITY OF CHICAGO**

- 🏆 Sky's only 1<sup>st</sup>-round pick of WNBA 2020 Draft (No. 8 overall).



# GAME NOTES

- 🏆 Collegiate career: 16.4 PPG | 9.0 RPG | .651 FG%
- 🏆 Lead nation in FG% in 2019-20 (.685).
- 🏆 Finished 2<sup>nd</sup> in the nation in FG% in 2018-19 (.670) and 2017-18 (.660).
- 🏆 Scored in double figures in 29 of the 33 games she played with the Ducks in 2019-20.
- 🏆 Scored in double figures in 124 of 144 games for her career.
- 🏆 Shot .500 or better from the field in 123 of 144 games for her career.
- 🏆 Never attempted a three-point shot in her college career.

## #SAY *Her* NAME

"I think the misinterpretation of the society that we're living in, especially in the USA is that this is a black problem. It isn't. This is a world problem. I mean, and one of the main issues is every time something goes wrong with the black community, it's our problem. That shouldn't be that way. I think this is a world problem. These are issues that affect a certain population, but I definitely think that everyone should be affected. But I think that it's getting twisted to say 'Hey, this is a black problem you guys, how are you going to solve it?' I think that's a bad way to look at it and I think we, all of us have to be involved in the solutions and we all have to be comfortable being uncomfortable." **JAMES WADE**

"I wanted to play and use this as an opportunity for us to all get together, especially our team individually and do something great for social justice and equality." **ALLIE QUIGLEY**

"There's so many things going on in the world that if you haven't had a shift in perspective just in 2020 alone, it's like you're not really paying attention." **DIAMOND DESHIELDS**

"These need to be shown, but they need to go beyond just awareness. It needs to go beyond the formatives and us as a team we all wanted something that felt personal and we're taking action." **GABBY WILLIAMS**

"We're all doing our part and doing what we can to make a difference." **STEFANIE DOLSON**

### "WHAT PEOPLE NEED TO UNDERSTAND IS IT HAS BEEN 134 DAYS

**SINCE BREONNA TAYLOR WAS KILLED IN HER SLEEP.** OK, 134 days. It's been 57 days or 58 days since the Attorney General of Kentucky, Daniel Cameron, made a statement and said that they were going to wait for Louisville Metro Police Department to do an investigation. Now imagine if I or someone close to me were to take the life of someone, and then they say, 'OK, we're going to let you investigate it, and we're going to wait on you to investigate it.' That's not political. That's just justice and that's what we're looking for." **JAMES WADE**





# 2020 REVISED SCHEDULE

IMG ACADEMY | BRADENTON, FL



JUL. 26  
2PM



JUL. 28  
7PM



JUL. 30  
7PM



AUG. 1  
5PM



AUG. 4  
5PM



AUG. 6  
9PM



AUG. 8  
4PM



AUG. 10  
8PM



AUG. 12  
8PM



AUG. 14  
6PM



AUG. 16  
3PM



AUG. 18  
8PM



AUG. 20  
6PM



AUG. 22  
1PM



AUG. 25  
6PM



AUG. 27  
6PM



AUG. 29  
1PM



SEPT. 2  
6PM



SEPT. 4  
6PM



SEPT. 6  
7PM



SEPT. 9  
7PM



SEPT. 11  
7PM



866.SKY.WNBA

TIMES LISTED IN CDT | ALL DATES AND TIMES SUBJECT TO CHANGE





# PLAYERS

#NOCEILING



# SYDNEY COLSON

HEIGHT	HEIGHT	BIRTH DATE	COLLEGE / COUNTRY
5' 8"	140 lbs	8/6/89	Texas A&M



## Per Game Highs

Points  
Rebounds  
Defensive Rebounds  
Offensive Rebounds  
Assists  
Blocks  
Steals  
Field Goals Made  
Field Goals Attempted  
Three Point Field Goals Made  
Three Point Field Goals Attempted  
Minutes Played

## Season

19 (Indiana - 7/21/2019)  
11 (Dallas - 8/29/2019)  
9 (2 Times)  
4 (3 Times)  
6 (2 Times)  
5 (Atlanta - 7/17/2019)  
3 (2 Times)  
7 (Seattle - 6/9/2019)  
12 (Dallas - 8/29/2019)  
4 (Atlanta - 8/3/2019)  
6 (Los Angeles - 8/16/2019)  
37 (Connecticut - 9/6/2019)

## Career

29 (Phoenix - 7/28/2017)  
13 (New York - 7/9/2015)  
12 (New York - 7/9/2015)  
7 (Washington - 5/24/2017)  
9 (Dallas - 8/30/2017)  
5 (2 Times)  
3 (2 Times)  
13 (Phoenix - 7/28/2017)  
21 (Phoenix - 7/28/2017)  
6 (Phoenix - 6/1/2017)  
7 (Phoenix - 6/1/2017)  
44 (2 Times)

## CAREER STATISTICS

### Career Regular Season Averages

SEASON	TEAM	G	GS	MPG	FG%	3P%	FT%	OREB	DREB	RPG	APG	SPG	BPG	TO	PF	PPG
2011	NYL	16	0	5.4	35.0	42.9	83.3	0.0	0.4	0.4	0.6	0.2	0.1	1.0	0.6	1.4
2015	SAN	34	5	15.9	41.1	31.8	68.6	0.3	0.9	1.1	2.8	0.8	0.2	1.2	1.8	3.5
2016	SAN	34	0	16.9	43.1	19.2	83.1	0.4	1.2	1.6	2.6	1.1	0.0	1.5	1.8	5.1
2017	SAN	28	4	11.6	33.0	20.0	68.8	0.1	0.4	0.5	2.0	0.5	0.0	0.9	1.3	2.9
2018	MIN	2	0	8.3	42.9	0.0	50.0	0.5	0.5	1.0	2.0	0.0	0.5	2.0	1.0	3.5
2019	LV	33	0	11.5	44.0	45.0	81.8	0.1	0.6	0.7	1.8	0.9	0.1	0.8	1.2	3.3
Career		147	9	13.1	40.4	29.9	76.6	0.2	0.7	1.0	2.1	0.8	0.1	1.2	1.4	3.5

### Career Regular Season Totals

SEASON	TEAM	G	GS	MIN	FGM-A	3PM-A	FTM-A	OREB	DREB	REB	AST	STL	BLK	TO	PF	PTS
2011	NYL	16	0	86	7 - 20	3 - 7	5 - 6	0	6	6	10	4	2	17	9	22
2015	SAN	34	5	541	44 - 107	7 - 22	24 - 35	10	29	39	95	28	10	42	61	119
2016	SAN	34	0	573	59 - 137	5 - 26	49 - 59	14	41	55	87	38	1	51	62	172
2017	SAN	28	4	326	29 - 88	2 - 10	22 - 32	3	12	15	55	14	2	27	36	82
2018	MIN	2	0	17	3 - 7	0 - 2	1 - 2	1	1	2	4	0	1	4	2	7
2019	LV	33	0	379	37 - 84	9 - 20	27 - 33	2	21	23	59	31	4	28	40	110
Career		147	9	1922	179 - 443	26 - 87	128 - 167	30	110	140	310	115	20	169	210	512

### Career Playoff Averages

SEASON	TEAM	G	GS	MPG	FG%	3P%	FT%	OREB	DREB	RPG	APG	SPG	BPG	TO	PF	PPG
2011	NYL	1	0	1.8	0.0	0.0	0.0	0.0	0.0	0.0	0.0	0.0	0.0	0.0	0.0	0.0
2019	LV	5	0	2.8	16.7	0.0	50.0	0.2	0.0	0.2	0.2	0.0	0.2	0.2	0.4	0.6
Career		6	0	2.6	16.7	0.0	50.0	0.2	0.0	0.2	0.2	0.0	0.2	0.2	0.3	0.5

### Career Playoff Totals

SEASON	TEAM	G	GS	MIN	FGM-A	3PM-A	FTM-A	OREB	DREB	REB	AST	STL	BLK	TO	PF	PTS
2011	NYL	1	0	2	0 - 0	0 - 0	0 - 0	0	0	0	0	0	0	0	0	0
2019	LV	5	0	14	1 - 6	0 - 1	1 - 2	1	0	1	1	0	1	1	2	3
Career		6	0	16	1 - 6	0 - 1	1 - 2	1	0	1	1	0	1	1	2	3

# SYDNEY COLSON

## WNBA TRANSACTIONS

April 16, 2011 Selected by the Connecticut Sun in the second round (16th overall) of the 2011 WNBA Draft  
April 16, 2011 Traded to the New York Liberty in exchange for Kalana Greene.  
May 16, 2012 Waived by the Liberty  
May 14, 2015 Signed a free agent contract with San Antonio  
Feb. 12, 2018 Re-signed with San Antonio  
March 13, 2018 Re-signed by the Las Vegas Aces  
May 17, 2018 Waived by the Las Vegas Aces  
Aug. 14, 2018 Signed contract with Minnesota for the rest of the season  
May 13, 2019 Signed as a free agent with the Las Vegas Aces

## WNBA CAREER

2019 (Las Vegas—)

Led or tied for the team lead in assists on 2 occasions.  
Scored in double figures on 2 occasions, including a career-high 17 points at Washington on July 13.  
Handed out a season-high 5 assists vs. Connecticut on June 2.  
Picked up a season-high 4 steals at Washington on July 13.  
2018 (Las Vegas—)

Scored a season-high 6 points vs Washington July 28.  
2017 (San Antonio)

Recorded a season-high 8 assists against Phoenix June 30.  
Scored a season-high 9 points against Phoenix June 30.  
2016 (San Antonio)

Recorded a season-high 12 points vs New York July 20.  
Grabbed a career-high tying 4 rebounds against Washington June 29.  
2015 (San Antonio)

Handed out a season-high 7 assists against Chicago August 10  
Scored a season-high 11 points against Connecticut July 5.  
Grabbed a career-high 4 rebounds on 3 occasions.  
2011 (New York)

Scored a season-high 6 points vs. Washington on July 28.

## OVERSEAS CAREER

2018–19 [Sleza Wroclaw—Poland (EBLK)]

Advanced to the Polish EBLK semifinals.  
Scored in double figures in 14 of the 35 game in which she played, including a season-high 16 on 2 occasions.  
Handed out a season-high 8 assists on 2 occasions.  
Grabbed a season-high 6 rebounds on 2 occasions.  
Picked up a season-high 4 steals vs. Artego Bydgoszcz on April 2.  
2017–18 [H.R. Le-Zion—Israel (D1)]

Named Eurobasket.com All-Israeli League Honorable Men-

tion

Scored in double figures in 16 of the 21 games in which she played, and 20 or more points on 8 occasions, including season-high 25 vs. Bnei Hertzeliya on December 7.  
Handed out 10 or more assists on 11 occasions, including a season-high 13 vs. Elitzur Ramla on January 8  
Grabbed a season-high 7 rebounds vs. Elitzur Holon on November 20  
2012–13 [Lider Pruszkow—Poland (PLKK)]

Advanced to the Polish Cup Semifinals.  
Scored in double figures in 11 of the 21 games in which she played, including a season-high 15 on 4 occasions.  
Handed out a season-high 11 assists, and recorded the first point-assist double-double of her professional career with 10 points vs PTK Pabianice on January 12.  
Grabbed a season-high 6 rebounds on 2 occasions.  
Picked up a season-high 6 steals vs. Artego Bydgoszcz on October 7.  
2011–12 [Lider Pruszkow—Poland (PLKK)]

Scored in double figures on 12 occasions, and 20 or more points 3 times, including a season-high 21 points vs. BI SSA Gdynia on January 22  
Handed out a season-high 9 assists vs. Widzew on January 8.  
Grabbed a season-high 5 rebounds on 2 occasions.  
Picked up a season-high 4 steals vs. BI SSA Gdynia on March 21

## COLLEGE

Career (Texas A&M, 2007–11)

Finished her career ranked fifth all-time at A&M in assists and fourth in steals.  
Posted 100-assist seasons three straight years  
Senior (Texas A&M, 2010–11)

Led the Aggies to a National Championship  
Named All-Big 12 Honorable Mention  
Team captain  
Aggies finished in second place during the Big 12 regular season  
Finished as runners up in Big 12 Tournament  
Led the conference and ranked in the top 10 nationally with 6.1 assists per game  
Junior (Texas A&M, 2009–10)

Team captain  
Team won Big 12 Tournament title  
Ranked fourth in the Big 12 with a 1.90 assist-to-turnover ratio, and sixth in the league in assists  
Sophomore (Texas A&M, 2008–09)

Team captain  
Team advanced to Sweet 16  
Finished as runners up in Big 12 Tournament  
Led the team in assists and assist-to-turnover ratio  
Ranked sixth in the Big 12 in steals.  
Freshman (Texas A&M, 2007–08)

Team won Big 12 Tournament title

# SYDNEY COLSON

Team won Big 12 Tournament title

One of only three Aggies to see action in every game of the year

Turned in back-to-back double-digit performances in her first two career games at A&M.

## COLLEGE STATISTICS

## HIGH SCHOOL

Rated the 29th overall prospect and No. 8 point guard in the Class of 2007 by the All-Star Girls Basketball Report  
Earned All-Greater Houston honors averaging 16.2 points and 4.2 assists per game as a junior

Selected as a 5A All-District First Team and All-Greater Houston Second Team selection in 2005.

Led the Insiders to the 2005 Basketball on the Bayou tournament title in New Orleans which featured more than 100 teams from across the country...Also garnered tournament MVP honors

Received an all-tournament selection at the Basketball on the Bayou tournament in 2006 in Birmingham, Alabama National Honor Society member.

## PERSONAL

Full name is Sydney Justine Colson

Daughter of Simmie and Stephanie Colson

Has two siblings, Simmie IV and Simone

Majored in sociology at Texas A&M

Would like to pursue a television career as a sports commentator after WNBA career

Collects quarters from each U.S. state

Chose the No. 51 because of its uniqueness, most guards do not select high numbers for their jersey

Spent the 2015-16 and 2016-17 offseasons working as an assistant coach for the Rice Women's Basketball Team, helping the Owls win the 2017 WBI Championship, Rice's first-ever postseason title.

## 2017 (San Antonio)

Ranked fifth on the team in assists per game (2.0) ...

Scored a season-high 11 points vs. Connecticut on July 5

... Grabbed a season-high 3 rebounds vs. Phoenix on May

19 ... Handed out a season-high 7 assists vs. Chicago on

August 10 ... Picked up a season-high 2 steals on 2 occasions ... Scored 10 or more points on 1 occasion ...

## 2016 (San Antonio)

Averaged 5.1 points, 2.6 assists, and 1.12 steals in 16.9

minutes in 34 games... Ranked second in on the team

in steals (38)... Led the team in assists in 13 games...

Ranked second on the team in assists (87)... Ranked third

on the team in free-throw percentage (.831)... Recorded

a career-high 12 points at New York (7/10)... scored a

career-high 6 free throws versus Chicago (5/27).

## 2015 (San Antonio)

Played in 34 games, starting five times ... Averaged 3.5

points per game in 15.9 minutes ... Recorded a sea-

son-high 4 blocks on three different occasions (07/08,

07/12, 08/21) ... Averaged 2.8 assists per game ... Sea-

son-high 8 assists came against Phoenix (6/30)

# KAHLEAH COPPER

HEIGHT	HEIGHT	BIRTH DATE	COLLEGE / COUNTRY
6' 1"	155 lbs	8/28/94	RUTGERS



## CAREER REGULAR SEASON HIGHS

Per Game Highs	Season	Career
Points	16 (Dallas – 7/7/2019)	23 (Dallas – 7/20/2018)
Rebounds	6 (Phoenix – 9/1/2019)	7 (4 Times)
Defensive Rebounds	5 (Minnesota – 5/25/2019)	7 (2 Times)
Offensive Rebounds	2 (2 Times)	2 (12 Times)
Assists	4 (Atlanta – 8/3/2019)	4 (2 Times)
Blocks	2 (Minnesota – 7/10/2019)	2 (Minnesota – 7/10/2019)
Steals	2 (2 Times)	2 (5 Times)
Field Goals Made	5 (3 Times)	10 (Minnesota – 9/1/2017)
Field Goals Attempted	10 (3 Times)	5 (Minnesota – 9/1/2017)
Three Point Field Goals Made	2 (3 Times)	3 (Connecticut – 8/12/2018)
Three Point Field Goals Attempted	4 (Los Angeles – 6/30/2019)	5 (2 Times)
Minutes Played	23 (Dallas – 7/7/2019)	30 (Minnesota – 9/1/2017)

## CAREER STATISTICS

### Career Regular Season Averages

SEASON	TEAM	G	GS	MPG	FG%	3P%	FT%	OREB	DREB	RPG	APG	SPG	BPG	TO	PF	PPG
2016	WAS	30	3	16.2	41.7	46.7	68.3	0.4	2.6	3.1	0.8	0.5	0.0	1.1	1.8	6.2
2017	CHI	34	10	14.3	46.5	29.4	83.0	0.3	1.6	1.9	0.4	0.3	0.0	0.8	1.6	6.7
2018	CHI	33	2	15.9	39.7	37.5	87.5	0.5	1.7	2.2	0.6	0.3	0.1	0.9	1.4	7.1
2019	tCHI	34	0	14.8	38.7	30.6	77.1	0.4	1.5	1.9	0.9	0.4	0.0	1.2	1.5	6.7
Career	131	15	15.2	41.5	35.6	78.5	0.4	1.8	2.3	0.7	0.4	0.1	1.0	1.6	6.7	

### Career Regular Season Totals

SEASON	TEAM	G	GS	MIN	FGM-A	3PM-AFTM-A	OREB	DREB	REB	AST	STL	BLK	TO	PF	PTS
2016	WAS	30	3	487	65 – 156	14 – 30	43 – 63	13	79	92	23	15	2	33	187
2017	CHI	34	10	485	87 – 187	10 – 34	44 – 53	11	55	66	13	11	2	28	228
2018	CHI	33	2	524	81 – 204	24 – 64	49 – 56	17	56	73	20	10	6	32	235
2019	CHI	34	0	502	79 – 204	15 – 49	54 – 70	12	52	64	30	14	3	43	51
Career	131	15	1997	312 – 751	63 – 177	190 – 242	53	242	295	86	50	13	136	205	877

### Career Playoff Averages

SEASON	TEAM	G	GS	MPG	FG%	3P%	FT%	OREB	DREB	RPG	APG	SPG	BPG	TO	PF	PPG
2019	CHI	2	0	16.1	54.5	75.0	100	1.0	1.0	2.0	1.0	1.5	0.0	0.5	1.0	9.0
Career		2	0	16.1	54.5	75.0	100	1.0	1.0	2.0	1.0	1.5	0.0	0.5	1.0	9.0

### Career Playoff Totals

SEASON	TEAM	G	GS	MIN	FGM-A	3PM-A	FTM-A	OREB	DREB	REB	AST	STL	BLK	TO	PF	PTS
2019	CHI	2	0	32	6 – 11	3 – 4	3 – 3	2	2	4	2	3	0	1	2	18
Career		2	0	32	6 – 11	3 – 4	3 – 3	2	2	4	2	3	0	1	2	18



# KAHLEAH COPPER

## WNBA CAREER

### 2019 (Chicago)

Played all 34 games for the Sky off the bench in 2019  
Averaged 6.7 points, 1.9 rebounds and 14.8 minutes per game  
Scored in double-figures on seven different occasions  
In playoff play, she averaged nine points per game and 75 percent shooting, including 16 points in the Sky's second-round competition against the Las Vegas Aces on Sept 15

### 2018 (Chicago)

Started in 2 out of 31 games played  
Ranked third on the team in three-point percentage (37.5 percent)  
Scored a career high 23 points in July 20 win against Dall 2017 (Chicago)

Acquired by the Sky in a February 2017 trade with the Washington Mystics  
Started in 10 out of 34 games played  
Ranked sixth on team in scoring with 6.7 point per game  
In games started, Copper averaged 10.5 points, 2.4 rebounds, 50 percent shooting, and 20.5 minutes per game 2016 (Washington)

Drafted No. 7 overall by the Washington Mystics in the 2016 WNBA Draft  
Started in 3 out of 30 games played  
Ranked ninth on team in scoring with 6.2 points per game  
Ranked fourth on team in rebounds with 3.1 per game  
Finished the season first overall in three-point field goal percentage (.467) and sixth overall in field goal percentage (.471)

## INTERNATIONAL

2019-20: InvestInTheWest Enea Gorzow Wielkopolski | Poland  
Earned FIBA's Top Performer honors and was voted MVP when she dropped 33 points, 11 rebounds, two assists and grabbed four steals to kick start her team's EuroCup campaign  
2018-19: OGM Orman Genclik Ankara | Turkey  
2016-17: Castor Braine | Belgium  
COLLEGE (Rutgers University)

Ranked No. 3 on Rutgers' career points chart behind only future WNBA stars Cappie Pondexter and Sue Wicks  
Fourth Scarlet Knight woman to top 1,800 career points 2015 (Senior)  
All-Big Ten First Team pick (coaches and media)  
One of 20 named to the Drysdale Award Watch List as nation's top player.  
Scored in double figures in 30 games.  
2014 (Junior)  
Second Team All-Big Ten (coaches and media) after being

Rutgers' leading scorer for second straight season  
Was 7th in Big Ten in scoring. reached double-figure scoring in all but four contests; led Scarlet Knights in scoring in 15 games.

### 2013 (Sophomore)

Named WNIT's Most Valuable Player and First Team All-American Athletic Conf. Excelled twice against eventual NCAA champ UConn, putting up 20 and 22-pt. efforts vs. Huskies.

### 2012 (Freshman)

Named to BIG EAST All-Freshman Team.

## PERSONAL:

Kahleah Copper (born August 28, 1994) is a guard/forward for the Chicago Sky. She played college basketball at Rutgers. A McDonald's All-American prep player at Philadelphia's Prep Charter, she chose Rutgers in order to be closer to mom, Leticia, who was undergoing treatment for breast cancer.

# DIAMOND DESHIELDS

HEIGHT	HEIGHT	BIRTH DATE	COLLEGE / COUNTRY
6' 1"	163 <sub>lbs</sub>	3/5/95	TENNESSEE



## CAREER REGULAR SEASON HIGHS

Per Game Highs	Season	Career
Points	30 (Connecticut - 9/6/2019)	30 (Connecticut - 9/6/2019)
Rebounds	12 (Atlanta - 8/3/2019)	12 (Atlanta - 8/3/2019)
Defensive Rebounds	12 (Atlanta - 8/3/2019)	12 (Atlanta - 8/3/2019)
Offensive Rebounds	4 (Washington - 6/5/2019)	4 (Washington - 6/5/2019)
Assists	6 (Atlanta - 8/3/2019)	8 (Dallas - 7/20/2018)
Blocks	2 (2 Times)	2 (3 Times)
Steals	3 (4 Times)	5 (Minnesota - 8/7/2018)
Field Goals Made	11 (Connecticut - 9/6/2019)	11 (4 Times)
Field Goals Attempted	23 (Connecticut - 9/6/2019)	24 (Atlanta - 6/27/2018)
Three Point Field Goals Made	5 (3 Times)	5 (4 Times)
Three Point Field Goals Attempted	10 (Las Vegas - 8/18/2019)	10 (Las Vegas - 8/18/2019)
Minutes Played	37 (Indiana - 6/21/2019)	38 (Washington - 7/13/2018)

## CAREER STATISTICS

SEASON	TEAM	G	GS	MPG	FG%	3P%	FT%	OREB	DREB	RPG	APG	SPG	BPG	TO	PF	PPG
2018	CHI	34	33	28.5	42.5	32.8	83.6	1.1	3.8	4.9	2.2	1.0	0.2	2.0	2.2	14.4
2019	CHI	34	34	30.2	39.9	31.6	83.6	0.9	4.6	5.5	2.4	1.2	0.4	2.1	2.7	16.2
Career		68	67	29.3	41.1	32.1	83.6	1.0	4.2	5.2	2.3	1.2	0.3	2.1	2.4	15.3

### CAREER REGULAR SEASON TOTALS

SEASON	TEAM	G	GS	MIN	FGM-A	3PM-A	FTM-A	OREB	DREB	REB	AST	STL	BLK	TO	PF	PTS
2018	CHI	34	33	968	166 - 391	40 - 122	117 - 140	37	130	167	74	37	10	70	74	489
2019	CHI	34	34	1027	192 - 481	50 - 158	117 - 140	29	158	187	82	43	14	74	92	551
Career		68	67	1995	358 - 872	90 - 280	234 - 280	66	288	354	156	80	24	144	166	1040

### CAREER PLAYOFF AVERAGES

SEASON	TEAM	G	GS	MPG	FG%	3P%	FT%	OREB	DREB	RPG	APG	SPG	BPG	TO	PF	PPG
2019	CHI	2	2	33.0	43.6	33.3	83.3	0.5	4.5	5.0	2.0	0.5	1.0	0.5	1.0	24.0
Career		2	2	33.0	43.6	33.3	83.3	0.5	4.5	5.0	2.0	0.5	1.0	0.5	1.0	24.0

### CAREER PLAYOFF TOTALS

SEASON	TEAM	G	GS	MIN	FGM-A	3PM-A	FTM-A	OREB	DREB	REB	AST	STL	BLK	TO	PF	PTS
2019	CHI	2	2	66	17 - 39	4 - 12	10 - 12	1	9	10	4	1	2	1	2	48
Career		2	2	66	17 - 39	4 - 12	10 - 12	1	9	10	4	1	2	1	2	48

# DIAMOND DESHIELDS

## WNBA CAREER HIGHLIGHTS

WNBA All-Star (2019)  
WNBA All-Star Skills Challenge Champion (2019)  
All-WNBA Second Team (2019)  
WNBA All-Rookie Team (2018)  
2019 (Chicago)

Sky's leading scorer, recording career-highs in PPG (16.2), RPG (5.5) and APG (2.4)  
Surpassed the 20-point mark a total of 11 times; nine times in regular season play and in both of the Sky's playoff appearances  
Started in all 34 regular season competitions for the Sky  
Celebrated her 1,000th WNBA career point in her sophomore season when she poured in a career-high 30 points on Sept. 6 against the Connecticut Sun at Mohegan Sun Arena  
Led the WNBA in fast-break points per game with 3.8  
Finished 8th in scoring in the WNBA  
Scored in double-figures in 30 of 34 games, including last 24 consecutive games of the season  
Beat Connecticut's Jonquel Jones to win Skills Competition at the 2019 WNBA All-Star Game 2018 (Chicago)

Drafted No. 3 overall by the Chicago Sky in the 2018 WNBA draft  
Started 33 out of 34 games played  
Ranked second on the team in points per game (14.4) and rebounds per game (4.9)  
Recorded double-digit scoring on 23 occasions  
Made history when she poured in a career-high 28 points, the highest-scoring regulation performance by a rookie in franchise history  
Earned first career double-double (23 points, 11 rebounds) on June 27 vs. Atlanta  
INTERNATIONAL

2019-20: Family Wuber Schio (Italy)  
2018-19: Shanxi Flame (China)  
2017-18: Cukurova (Turkey)  
COLLEGE

2017-18 – Opted to forgo her senior year of NCAA eligibility, leaving Tennessee to play professionally in Turkey, where she became Cukurova's leading scorer  
2016-17 | Junior (University of Tennessee)  
Named to the 2017 Coaches All-SEC First team and AP All-SEC Second Team  
Led Tennessee and ranked No. 5 in the SEC in scoring (14.4 PPG)  
Scored 1,000th point as a Lady Vol in first-round win over Dayton in NCAA Tournament

2015-16 | Sophomore (University of Tennessee)  
Named to NCAA Sioux Falls Regional All-Tournament Team after helping Tennessee advance to the Sweet 16 and Elite Eight  
All-SEC Team  
Led team in scoring (14.3 PPG), steals (1.6), and three-pointers made (36)  
Scored in double-digits 28 times  
2014-15 | Freshman (University of North Carolina)  
All-ACC First Team  
All-Freshman Team

## PERSONAL

Diamond DeShields (born March 5, 1995) is a guard for the Chicago Sky. She played college basketball at Tennessee. She is the daughter of Tisha and Delino DeShields. She has two brothers, Delino Jr. and D'Angelo, and two sisters, Denim and Delaney. Her mother was an All-American track & field athlete (heptathlon, 1991) at Tennessee. Her father played 13 years of Major League Baseball with stints in Montreal, LA (Dodgers), St. Louis, Baltimore and Chicago (Cubs). Her brother, Delino, Jr., was selected by the Houston Astros with the No. 8 overall pick in the 2010 MLB draft.

# STEFANIE DOLSON

HEIGHT	HEIGHT	BIRTH DATE	COLLEGE / COUNTRY
6' 5"	231 <sub>lbs</sub>	1/8/92	UCONN



## CAREER REGULAR SEASON HIGHS

Per Game Highs	Season	Career
Points	19 (Indiana - 7/21/2019)	29 (Phoenix - 7/28/2017)
Rebounds	11 (Dallas - 8/29/2019)	13 (New York - 7/9/2015)
Defensive Rebounds	9 (2 Times)	12 (New York - 7/9/2015)
Offensive Rebounds	4 (3 Times)	7 (Washington - 5/24/2017)
Assists	6 (2 Times)	9 (Dallas - 8/30/2017)
Blocks	5 (Atlanta - 7/17/2019)	5 (2 Times)
Steals	3 (2 Times)	3 (2 Times)
Field Goals Made	7 (Seattle - 6/9/2019)	13 (Phoenix - 7/28/2017)
Field Goals Attempted	12 (Dallas - 8/29/2019)	21 (Phoenix - 7/28/2017)
Three Point Field Goals Made	4 (Atlanta - 8/3/2019)	6 (Phoenix - 6/1/2017)
Three Point Field Goals Attempted	6 (Los Angeles - 8/16/2019)	7 (Phoenix - 6/1/2017)
Minutes Played	37 (Connecticut - 9/6/2019)	44 (2 Times)

## CAREER STATISTICS

### Career Regular Season Averages

SEASON	TEAM	G	GS	MPG	FG%	3P%	FT%	OREB	DREB	RPG	APG	SPG	BPG	TO	PF	PPG
2014	WAS	34	1	18.4	49.2	0.0	81.1	0.9	3.5	4.4	1.2	0.3	1.0	1.7	2.7	6.0
2015	WAS	34	33	24.7	49.5	47.6	87.1	1.4	4.2	5.6	1.6	0.4	1.0	1.8	2.9	10.6
2016	WAS	34	31	22.5	48.2	30.0	84.3	1.4	3.3	4.7	1.1	0.3	0.9	1.1	2.6	9.3
2017	CHI	33	33	29.3	56.1	43.7	87.0	1.3	4.6	5.8	2.6	0.5	1.3	2.4	3.6	14.5
2018	CHI	27	25	27.6	46.7	34.6	93.8	0.7	3.9	4.6	3.0	0.5	0.8	1.7	3.0	9.7
2019	CHI	34	34	25.0	51.9	36.1	89.8	1.2	4.4	5.6	2.2	0.6	1.0	1.9	3.7	9.3
Career		196	157	24.5	50.7	37.7	86.7	1.2	4.0	5.1	1.9	0.5	1.0	1.8	3.1	9.9

### Career Regular Season Totals

SEASON	TEAM	G	GS	MIN	FGM-A	3PM-A	FTM-A	OREB	DREB	REB	AST	STL	BLK	TO	PF	PTS
2014	WAS	34	1	627	87 - 177	0 - 3	30 - 37	31	118	149	42	12	37	58	91	204
2015	WAS	34	33	841	148 - 299	10 - 21	54 - 62	49	143	192	53	16	36	63	98	360
2016	WAS	34	31	765	119 - 247	9 - 30	70 - 83	48	111	159	38	13	32	39	88	317
2017	CHI	33	33	968	194 - 346	31 - 71	60 - 69	42	151	193	85	18	43	81	120	479
2018	CHI	27	25	745	107 - 229	18 - 52	30 - 32	20	104	124	81	15	24	48	81	262
2019	CHI	34	34	850	121 - 233	30 - 83	44 - 49	41	148	189	75	21	34	66	125	316
Career		196	157	4795	776 - 1531	98 - 260	288 - 332	231	775	1006	374	95	206	355	603	1938

### Career Playoff Averages

SEASON	TEAM	G	GS	MPG	FG%	3P%	FT%	OREB	DREB	RPG	APG	SPG	BPG	TO	PF	PPG
2014	WAS	2	0	18.8	30.0	0.0	100	0.5	1.0	1.5	0.5	0.0	1.0	2.5	3.5	5.0
2015	WAS	3	3	22.0	48.0	0.0	75.0	1.0	4.3	5.3	1.0	0.3	1.3	0.3	2.3	9.0
2019	CHI	2	2	28.2	60.0	57.1	100	2.0	5.0	7.0	3.0	0.5	1.0	1.0	4.0	14.5
Career		7	5	22.9	49.1	44.4	88.9	1.1	3.6	4.7	1.4	0.3	1.1	1.1	3.1	9.4

### Career Playoff Totals

SEASON	TEAM	G	GS	MIN	FGM-A	3PM-A	FTM-A	OREB	DREB	REB	AST	STL	BLK	TO	PF	PTS
2014	WAS	2	0	38	3 - 10	0 - 0	4 - 4	1	2	3	1	0	2	5	7	10
2015	WAS	3	3	66	12 - 25	0 - 2	3 - 4	3	13	16	3	1	4	1	7	27
2019	CHI	2	2	56	12 - 20	4 - 7	1 - 1	4	10	14	6	1	2	2	8	29
Career		7	5	160	27 - 55	4 - 9	8 - 9	8	25	33	10	2	8	8	22	66

# STEFANIE DOLSON

## CAREER HIGHLIGHTS

2x WNBA All-Star (2017, 2015)

2019 (Chicago)

Started in all 34 games for the Sky  
Averaged 9.3 points, 2.2 assists, 5.6 rebounds and 25 minutes per game  
Ranked 4th in WNBA in FG% (51.9)  
Dolson's 30 three-point field goals were second-most of her career

2018 (Chicago)

Started 25 of 27 games played  
Ranked No. 15 in the WNBA and second on the team in blocks per game  
Third on the team for assists per game averaging 3.0  
Shot 93.8 percent from the free throw line  
Averaged 9.7 points and 4.6 rebounds per game

2017 (Chicago)

Ranked No. 3 in the WNBA in 3-point percentage (43.7%)  
Started all 33 games played  
Averaged 14.5 points, 2.6 assists and 5.8 rebounds per game  
Finished the season with a 56.1 field goal percentage

2016 (Washington)

Started in 31 out of 34 games  
Ranked third on the team in scoring with 9.3 points per game  
Ranked second on the team in rebounds with 4.7 per game  
Finished the season fifth in minutes played per game (22.5), fourth in field goal percentage (.495) and ranked first in blocks (1.06) amongst all sophomores  
2015 (Washington)

Started in 33 out of 34 games played  
Ranked third on team in scoring with 10.6 points per game  
Ranked third on the team and first amongst sophomores in rebounds per game, pulling down 5.6 per contest  
Finished fifth in minutes (24.7), tied for first in field goal percentage (.495) and ranked first in blocks (1.06) amongst all sophomores  
2014 (Washington)

Drafted No. 6 overall by the Washington Mystics in the 2014 WNBA Draft  
Played in all 34 games, starting in one  
Averaged 18.4 minutes per game and 6.0 points per game  
Shot .811 from the free throw line, led team with 1.09 blocks per game  
Blocked a career-high four shots in three games, ranking second amongst rookies in the category  
Fourth on team and amongst rookies in re-

bounds, averaging 4.4 boards per game  
INTERNATIONAL

2019-20: Hebei Win Power (China)

2018-19: Henan Yichuan (China)

2017-18: Napoli (Italy)

2016-17: Sichuan (China)

2015-16: Edirne (Turkey)

2014-15: Moscow (Russia)

## COLLEGE

A 2012-13 WBCA/State Farm All-America Team selection, Dolson also earned a spot on USBWA All-America Team and the AP All-America Third Team

Named to the 2012-13 All-BIG EAST First Team and entered the 2013-14 season with three All-BIG EAST Tournament selections

Member of the 2010-11 All-BIG EAST Freshman Team, Dolson had twice been named to the NCAA Tournament All-Regional Team

Selected to the 2012 All-Kingston Regional team and to the 2013 All-Bridgeport Regional squad  
Entered the 2013-14 season seventh on UConn's all-time blocked shots list with 161 career rejections

Dolson's 58 blocks in 2012-13 marked the fifth-most of any junior in UConn history  
Ranked fourth on UConn's all-time field goal percentage list at .598 after shooting .593 percent from the field in 2012-13, which marked the second-highest field goal percentage in the country  
Became the 36th member of UConn's 1,000-point list in 2012-13  
Entered her senior season in 29th on UConn's all-time list with 1,299 career points

## PERSONAL

Stefanie Dolson (born January 8, 1992) is a center for the Chicago Sky. She played college basketball at the University of Connecticut and majored in communication sciences. She is the daughter of Krystal and Steve Dolson.



# RUTHE HEBARD

HEIGHT	HEIGHT	BIRTH DATE	COLLEGE / COUNTRY
6' 4"	231 <sub>lbs</sub>	4/28/98	Oregon



**Hebard was selected by the Sky with the eighth overall pick in the 2020 WNBA Draft.**

As a senior, Hebard was given the Katrina McClain Award (nation's top power forward). She averaged 17.3 points, 9.6 rebounds, 1.5 assists and a combined 2.5 steals-plus-blocks in 28.7 minutes per game.

## **AS A SENIOR | 2019-20**

- Katrina McClain Award Winner (nation's top power forward)
- Associated Press First-Team All-America
- WBCA First-Team All-America
- USBWA First-Team All-America
- Wooden Award All-America
- Senior CLASS Award Second-Team All-America
- All-Pac-12
- Katrina McClain Award Final Five Finalist (nation's top power forward)
- Wooden Award Watch List
- Naismith Trophy Watch List
- Wade Trophy Watch List
- Pac-12 Tournament All-Tournament Team
- Preseason all-Pac-12

## **CAREER**

- » Oregon and Pac-12 all-time leader in career field-goal percentage (65.1).
- » Oregon all-time leader in career field goals made (987).
- » NCAA record-holder for consecutive field goals made (33).
- » No. 2 in Oregon history in points (2,368), double-figure scoring games (123) and games played (144).
- » No. 3 in Oregon history in rebounds (1,299) and No. 5 in double-doubles (55).
- » One of only five UO players ever to surpass 2,000 career points and 1,000 career rebounds.
- » 51 career games of 20 points or more, five with 30 points or more.
- » 60 career double-figure rebounding games.

# STELLA JOHNSON

HEIGHT	HEIGHT	BIRTH DATE	COLLEGE / COUNTRY
5' 10"	158 <sub>lbs</sub>	7/11/98	Rider Univ.



Stella Johnson, signed with the Chicago Sky, the team announced on June 29.

As a senior, Johnson finished the year as the leading scorer in NCAA Division I at 24.8 points per game, more than a point ahead of the next-closest player. She was also the only active Division I player with 2,000 career points, 700 career rebounds, 400 career assists and 300 career steals.

## AS A SENIOR | 2019-20

- Named the MAAC Preseason Player of the Year.
- Unanimous selection to the Preseason All-MAAC First Team.
- Named to the Citizen Naismith Trophy Watch List.
- Named to Nancy Lieberman Award Preseason top-20 watch list.
- Named a top-10 finalist for the Nancy Lieberman Award.
- Named a finalist for the Senior CLASS Award.
- Named the USBWA National Player of the Week on November 26.
- Named the MAAC Player of the Week nine times (11/11, 11/18, 11/25, 12/9, 12/16, 1/6, 1/20, 1/27 & 3/2).

# JANTEL LAVENDER

## HEIGHT

6' 4"

## HEIGHT

185<sub>lbs</sub>

## BIRTH DATE

12/12/88

## COLLEGE / COUNTRY

OHIO ST.



## CAREER REGULAR SEASON HIGHS

### Per Game Highs

Points  
Rebounds  
Defensive Rebounds  
Offensive Rebounds  
Assists  
Blocks  
Steals  
Field Goals Made  
Field Goals Attempted  
Three Point Field Goals Made  
Three Point Field Goals Attempted  
Minutes Played

### Season

20 (2 Times)  
13 (Connecticut - 6/23/2019)  
11 (Connecticut - 6/23/2019)  
5 (New York - 8/7/2019)  
4 (New York - 8/7/2019)  
3 (2 Times)  
2 (Seattle - 6/1/2019)  
8 (2 Times)  
14 (2 Times)  
2 (Dallas - 7/14/2019)  
4 (Dallas - 7/14/2019)  
37 (Dallas - 7/7/2019)

### Career

25 (2 Times)  
13 (5 Times)  
11 (3 Times)  
7 (Phoenix - 8/12/2011)  
5 (Chicago - 6/6/2014)  
5 (San Antonio - 8/23/2015)  
3 (Chicago - 6/6/2014)  
11 (2 Times)  
22 (Connecticut - 6/21/2015)  
2 (3 Times)  
5 (Connecticut - 8/19/2018)  
43 (Connecticut - 6/26/2015)

## CAREER STATISTICS

### Career Regular Season Averages

SEASON	TEAM	G	GS	MPG	FG%	3P%	FT%	OREB	DREB	RPG	APG	SPG	BPG	TO	PF	PPG
2011	LAS	33	3	14.8	50.0	0.0	73.3	1.1	2.1	3.1	0.5	0.1	0.3	0.8	1.4	6.6
2012	LAS	34	1	14.4	50.6	0.0	84.4	1.5	2.5	3.9	0.5	0.2	0.5	1.1	1.6	5.6
2013	LAS	34	3	16.8	50.7	0.0	86.5	1.4	3.1	4.5	0.5	0.5	0.6	1.0	1.5	7.2
2014	LAS	34	27	28.3	52.7	20.0	79.4	1.9	4.3	6.3	1.5	0.5	0.7	1.9	1.9	11.9
2015	LAS	34	34	33.8	52.5	33.3	88.2	2.0	6.3	8.3	1.8	0.4	1.2	2.1	1.7	14.5
2016	LAS	34	0	19.4	53.8	0.0	68.3	1.1	2.6	3.6	1.3	0.2	0.5	1.1	1.2	9.6
2017	LAS	32	0	17.3	48.8	31.3	84.6	1.0	2.0	3.0	0.9	0.2	0.1	1.2	1.3	7.3
2018	LAS	30	7	17.0	42.8	18.8	90.0	1.1	2.6	3.7	0.7	0.4	0.2	1.0	1.4	5.2
2019	CHI	23	22	26.9	49.0	22.2	90.5	2.0	4.9	6.9	1.1	0.3	0.5	1.3	1.5	10.0
Career		288	97	20.8	50.7	24.3	82.0	1.5	3.3	4.8	1.0	0.4	0.5	1.3	1.5	8.7

### Career Regular Season Totals

SEASON	TEAM	G	GS	MIN	FGM-A	3PM-A	FTM-A	OREB	DREB	REB	AST	STL	BLK	TO	PF	PTS
2011	LAS	33	3	487	92 - 184	0 - 0	33 - 45	35	68	103	15	6	12	28	46	217
2012	LAS	34	1	490	81 - 160	0 - 0	27 - 32	50	84	134	18	9	18	38	56	189
2013	LAS	34	3	571	107 - 211	0 - 0	32 - 37	49	105	154	18	19	22	37	52	246
2014	LAS	34	27	963	174 - 330	1 - 5	54 - 68	66	147	213	51	17	27	66	66	403
2015	LAS	34	34	1148	211 - 402	3 - 9	67 - 76	68	213	281	62	14	41	72	58	492
2016	LAS	34	0	659	150 - 279	0 - 1	28 - 41	37	87	124	44	10	17	40	42	328
2017	LAS	32	0	553	104 - 213	5 - 16	22 - 26	33	64	97	29	9	5	40	40	235
2018	LAS	30	7	511	68 - 159	3 - 16	18 - 20	34	77	111	22	13	7	30	41	157
2019	CHI	23	22	619	103 - 210	6 - 27	19 - 21	46	112	158	26	7	13	32	34	231
Career		288	97	6001	1090 - 2148	18 - 74	300 - 366	418	957	1375	285	104	162	383	435	2498

### Career Playoff Averages

SEASON	TEAM	G	GS	MPG	FG%	3P%	FT%	OREB	DREB	RPG	APG	SPG	BPG	TO	PF	PPG
2012	LAS	4	0	9.9	75.0	0.0	50.0	0.8	1.5	2.3	0.5	0.0	0.0	0.7	1.0	1.8
2013	LAS	3	0	11.6	71.4	0.0	50.0	1.0	1.3	2.3	0.0	0.0	0.0	1.3	3.7	3.7
2014	LAS	2	2	20.4	42.9	0.0	0.0	2.0	2.5	4.5	1.5	0.5	0.0	0.5	2.5	6.0
2015	LAS	3	3	34.5	57.7	100	60.0	2.3	4.3	6.7	1.0	0.6	0.3	1.6	1.7	11.3
2016	LAS	9	0	15.6	60.7	0.0	0.0	0.8	1.6	2.3	1.0	0.0	0.1	0.2	1.4	7.6
2017	LAS	8	0	14.1	43.6	12.5	100	1.0	1.9	2.9	0.5	0.3	0.0	0.5	2.0	4.8
2018	LAS	2	0	16.0	50.0	50.0	0.0	1.0	2.0	3.0	0.5	0.0	1.0	1.0	0.5	5.5
Career		31	5	16.3	54.5	23.1	66.7	1.1	2.0	3.1	0.7	0.2	0.1	0.6	1.5	5.8

### Career Playoff Totals

SEASON	TEAM	G	GS	MIN	FGM-A	3PM-A	FTM-A	OREB	DREB	REB	AST	STL	BLK	TO	PF	PTS
2012	LAS	4	0	40	3 - 4	0 - 0	1 - 2	3	6	9	2	0	0	3	4	7
2013	LAS	3	0	35	5 - 7	0 - 0	1 - 2	3	4	7	0	0	0	0	4	11
2014	LAS	2	2	41	6 - 14	0 - 0	0 - 0	4	5	9	3	1	0	1	5	12
2015	LAS	3	3	103	15 - 26	1 - 1	3 - 5	7	13	20	3	2	1	5	5	34
2016	LAS	9	0	140	34 - 56	0 - 2	0 - 0	7	14	21	9	0	1	2	13	68
2017	LAS	8	0	113	17 - 39	1 - 8	3 - 3	8	15	23	4	3	0	4	16	38
2018	LAS	2	0	32	5 - 10	1 - 2	0 - 0	2	4	6	1	0	2	2	1	11
Career		31	5	504	85 - 156	3 - 13	8 - 12	34	61	95	22	6	4	17	48	181



# JANTEL LAVENDER

## WNBA CAREER CAPSULE

WNBA Champion (2016)  
WNBA Sixth Woman of the year (2016)  
WNBA All-Star (injury replacement player in 2015)

### 2019 (Chicago)

Missed last 11 games of the season after undergoing surgery to repair a fracture in foot, an injury she sustained during the Sky's game at Las Vegas on August 9

Prior to injury, the 2019 season was her best since 2015, averaging 10 points and 6.9 rebounds per game while shooting 49% from the field. Started in 22 of 23 games for Chicago before being sidelined for remainder of season.

Acquired by Chicago in a trade with the Los Angeles Sparks on May 20

### 2018 (Los Angeles)

Played in 30 games and started seven during the Sparks 2018 regular season

Missed the first four games due to overseas commitments

Scored season-high 23 points against the Indiana Fever on July 20, 2018

### 2017 (Los Angeles)

Played 32 games off the bench

Averaged 17.3 MPG, 7.3 PPG, and 3.0 RPG

Finished season as the fifth leading scorer for the Los Angeles Sparks

Shot 22-26 (84.6%) from the free-throw line

Scored in double-figures 9 times

Played a season-high 28 minutes vs. Seattle on July 25

Recorded a season-high 18 points @ San Antonio on July 28

### 2016 (Los Angeles)

Named 2016 WNBA Sixth Woman of the Year

Appeared in all 34 games as a reserve

Averaged 9.6 PPG, 3.6 RPG and 1.3 APG

Ranked 10th in the league in field goal percentage (.538)

Sixth consecutive season shooting 50 percent or better from the field

Ranked fourth on the team in scoring, second in field goal percentage and third in rebounding

Scored in double figures on 17 occasions, including three games of 20 or more points

Tied her career high with 25 points at Connecticut on July 15

### 2015 (Los Angeles)

Averaged 14.5 points, 8.3 rebounds, 1.8 assists

and 1.2 blocked shots in 34 regular season games played, single-season career-high in each category

Selected as WNBA All-Star injury replacement player, first All-Star nod in career

Only Sparks player to have played and started in all 34 games this season, a single-season career-high

Recorded 12 double-doubles – tied with forward Candace Parker for most in the WNBA this season

Ranked second in minutes played (33.8 mpg) among league leaders

Ranked fourth in total rebounds (281) and rebounds per game (8.3 RPG) among league leaders

Ranked fifth in field goal percentage (.525) – fifth consecutive season shooting 50 percent or better from the field

Ranked seventh in blocked shots (1.2 BPG) among league leaders

Recorded career-highs in defensive rebounds (11), blocked shots (5) and minutes played (43) this season

Scored a season-high 24 points on August 30 versus San Antonio

Tied a career-high 13 rebounds twice this season

Recorded her 1500th point on August 30

Recorded her 100th blocked shot on July 31 against Chicago

### 2014 (Los Angeles)

Started 27 of 34 games played

Averaged 11.9 points, 6.3 rebounds and 1.5 assists in 28.3 minutes per game

Finished ninth in league in field goal percentage (.527)

### 2013 (Los Angeles)

Played in all 34 games and started in three

Averaged career-high 7.2 points, career-high 4.5 rebounds and 0.5 assists in career-high 16.8 minutes per game

### 2012 (Los Angeles)

Played 34 games, starting one contest

Averaged 5.6 points, 3.9 rebounds and 0.5 assists.

### 2011 (Los Angeles)

Averaged 6.6 points and 3.1 rebounds during her rookie campaign

Registering 11 double-digit scoring efforts and made three starts

# JANTEL LAVENDER

## INTERNATIONAL

2019–20: Wisla Canpack Krakow (Poland)  
2018–19: Famila Schio (Italy)  
2017–18 Yakin Dogu (Turkey)  
2017–18: Fenerbahce (Turkey)  
2015–16: Fenerbahce (Turkey)  
2011–12: Besiktas JK (Turkey)  
2011–12: CCC Polkowice (Poland)  
COLLEGE (Ohio State University)

Only Ohio State player, male or female, to be selected Big Ten Conference Player of the Year four straight seasons (2007–08 through 2010–11) Scored in double figures in each of her 136 games as a Buckeye, an NCAA record

All-time career scoring leader (2,818 points) Her 1,422 rebounds are a Big Ten record Holds OSU's record for most consecutive starts (136), which she obtained while leading the Buckeyes to three consecutive Big Ten tournament championships

Four-year career averages of 20.7 points, 10.5 rebounds and 1.4 blocks per game Led Buckeyes to four straight NCAA Tournaments, including the Sweet 16 her final two years

2010–11 (Senior)  
Named WBCA/State Farm and USBWA All-America for the third consecutive year  
Named Associated Press First Team All-America for the second straight season

2009–10 (Junior)  
Named Big Ten Tournament Most Outstanding player for the second year in a row  
First-ever Buckeye to eclipse 2,000 points as a junior

2007–08 (Freshman)  
Became the first Big Ten freshman – male or female – to win Player of the Year honors while averaging 17.6 PPG, 9.9 RPG and shooting 51 percent from the field

## PERSONAL

Born on Nov. 12, 1988 in her hometown of Cleveland, Ohio... Daughter of Freddie and Robin Lavender, has one brother, Freddie, and a twin sister, Jazmine... Brother played college football and basketball. Attended Cleveland Central Catholic H.S. (Ohio), where she compiled 1,978 points, 1,278 rebounds and 527 assists in

four varsity seasons; became the school's all-time leading scorer and rebounder as a junior and led her school to the 2007 Ohio Division III state title. Selected as Gatorade Ohio Player of the Year (2007). Also played volleyball in high school and was named all-state and all-league.

# CHEYENNE PARKER

HEIGHT	HEIGHT	BIRTH DATE	COLLEGE / COUNTRY
6' 4"	193 lbs	8/22/92	MIDDLE TENNESSEE



## CAREER REGULAR SEASON HIGHS

Per Game Highs	Season	Career
Points	22 (2 Times)	t13 (Las Vegas - 6/3/2018)
Rebounds	12 (Phoenix - 8/25/2019)	10 (Phoenix - 8/25/2019)
Defensive Rebounds	10 (Phoenix - 8/25/2019)	6 (Seattle - 6/9/2019)
Offensive Rebounds	6 (Seattle - 6/9/2019)	3 (4 Times)
Assists	3 (2 Times)	6 (Minnesota - 8/27/2019)
Blocks	6 (Minnesota - 8/27/2019)	3 (3 Times)
Steals	3 (2 Times)	9 (3 Times)
Field Goals Made	9 (Minnesota - 8/27/2019)	16 (Seattle - 6/9/2019)
Field Goals Attempted	16 (Seattle - 6/9/2019)	2 (2 Times)
Three Point Field Goals Made	2 (Phoenix - 9/1/2019)	3 (Los Angeles - 7/22/2018)
Three Point Field Goals Attempted	2 (3 Times)	31 (Seattle - 7/17/2016)
Minutes Played	30 (Los Angeles - 6/30/2019)	

## CAREER STATISTICS

### Career Regular Season Averages

SEASON	TEAM	G	GS	MPG	FG%	3P%	FT%	OREB	DREB	RPG	APG	SPG	BPG	TO	PF	PPG
2015	CHI	30	0	9.3	40.0	0.0	38.5	1.0	1.5	2.5	0.2	0.2	0.7	0.5	1.3	2.2
2016	CHI	25	7	12.6	50.6	0.0	53.1	1.4	1.8	3.2	0.2	0.4	0.2	0.7	1.7	4.0
2017	CHI	23	0	12.4	46.4	0.0	63.9	1.3	2.0	3.4	0.6	0.3	0.6	0.9	1.7	3.8
2018	CHI	34	5	19.7	53.1	31.6	71.3	1.8	4.0	5.8	0.7	0.5	1.0	1.4	2.8	10.0
2019	CHI	34	0	19.7	45.9	27.8	84.2	1.8	4.0	5.8	0.9	0.7	1.2	1.3	2.4	8.8
Career		146	12	15.2	48.4	26.8	69.7	1.5	2.8	4.3	0.5	0.5	0.8	1.0	2.0	6.1

### Career Regular Season Totals

SEASON	TEAM	G	GS	MIN	FGM-A	3PM-A	FTM-A	OREB	DREB	REB	AST	STL	BLK	TO	PF	PTS
2015	CHI	30	0	279	28 - 70	0 - 0	10 - 26	30	44	74	6	7	22	16	40	66
2016	CHI	25	7	315	42 - 83	0 - 1	17 - 32	35	46	81	6	12	5	19	42	101
2017	CHI	23	0	286	32 - 69	0 - 3	23 - 36	31	47	78	13	8	15	21	38	87
2018	CHI	34	5	671	128 - 241	6 - 19	77 - 108	60	136	196	23	19	36	48	94	339
2019	CHI	34	0	670	107 - 233	5 - 18	80 - 95	62	135	197	30	25	42	45	81	299
Career		146	12	2221	337 - 696	11 - 41	207 - 297	218	408	626	78	71	120	149	295	892

### Career Playoff Averages

SEASON	TEAM	G	GS	MPG	FG%	3P%	FT%	OREB	DREB	RPG	APG	SPG	BPG	TO	PF	PPG
2015	CHI	2	0	7.0	66.7	0.0	0.0	1.0	0.5	1.5	0.0	0.0	0.0	1.0	2.0	2.0
2016	CHI	5	0	9.5	33.3	0.0	50.0	1.0	0.8	1.8	0.4	0.2	0.0	0.6	0.8	2.8
2019	CHI	2	0	21.8	43.8	0.0	83.3	1.0	4.5	5.5	1.0	1.5	1.0	3.5	9.5	9.5
Career		9	0	11.7	41.9	0.0	61.1	1.0	1.6	2.6	0.4	0.4	0.2	0.6	1.4	4.1

### Career Playoff Totals

SEASON	TEAM	G	GS	MIN	FGM-A	3PM-A	FTM-A	OREB	DREB	REB	AST	STL	BLK	TO	PF	PTS
2015	CHI	2	0	14	2 - 3	0 - 0	0 - 0	2	1	3	0	0	0	0	2	4
2016	CHI	5	0	47	4 - 12	0 - 0	6 - 12	5	4	9	2	1	0	3	4	14
2019	CHI	2	0	44	7 - 16	0 - 4	5 - 6	2	9	11	2	3	2	2	7	19
Career		9	0	105	13 - 31	0 - 4	11 - 18	9	14	23	4	4	2	5	13	37

# CHEYENNE PARKER

## 2019 (Chicago)

Came off the bench in all 34 games this season, averaging a career-high 19.7 minutes per game  
Scored in double-figures 12 times, including career-high 22 points vs. Connecticut on June 23  
Six games of double-figure rebounds  
Recorded three double-doubles for the season

## 2018 (Chicago)

Led the team and was No. 15 in the WNBA in rebounds (196) this season  
Ranked No. 14 in the WNBA for blocks per game (1.1)  
Scored a career high 20 points three times this season  
Averaged 10 points per game with a 53.1 average field goal percentage  
Tallied a career high 13 rebounds vs. Las Vegas (6/3)  
Averaged 5.8 rebounds per game  
Scored in double digits 16 times this season  
Earned 3 double-doubles this season

## 2017 (Chicago)

Averaged 3.8 points and 3.4 rebounds per game  
Recorded 15 block and 8 steals over the season  
Had a season high 3 blocks vs. Washington (5/26)  
Played in 23 games

## 2016 (Chicago)

Started in 7 games out of 25 played  
Played a career high of 31 minutes vs. Seattle  
Scored a season high of 15 points vs. Seattle  
Played a playoff career high of 18 minutes vs. Los Angeles  
Had a playoff career high of 8 points vs. Atlanta  
Contributed a playoff career high of 5 rebounds vs. Los Angeles

## 2015 (Chicago)

Drafted fifth overall by the Sky in the 2015 WNBA Draft  
Made her WNBA debut on June 5 against Indiana and had eight points (career high) and four rebounds in 12 minutes of action  
Set a career high in rebounds with seven against Washington on 8/2  
Averaged 9.3 minutes per game and played in 30 of 33 games  
Averaged 2.2 points and 2.5 rebounds per game over the course of the season  
Played in two of Sky's three playoff games against Indiana  
Had two points and one rebounds in Game 1 win, two points and two rebounds in Game 2 loss, and played a total of 14 minutes over the two games

## INTERNATIONAL

2019-20: Sichuan Blue Whales (China)  
2018-19: KEB-Hanabank (South Korea)  
2017-18: Wisla Krakow (Poland)  
2016-17: Henan Yichuan (China)

## COLLEGE

Attended High Point for three years before transferring to Middle Tennessee State  
Big South All-Freshman Team in 2011  
Set High Point and Big South single-season rebounding record (403)  
Big South Defensive Player of the Year (2012,2013)  
Set Big South single-season blocks record (131)  
Became first High Point player to ever record a triple-double  
Became first Middle Tennessee player to ever record a triple-double  
Set Middle Tennessee record for blocks in a season (88)  
Set Middle Tennessee record for blocks in a game (11)

## PERSONAL

Cheyenne Parker (born August 2, 1992) played college basketball at Middle Tennessee State where she majored in mass communications. Parker is the daughter of Stanley Parker and Verna Bryant. Her brother Kalik played college basketball at SUNY Plattsburgh and her other brother Yusef played football for the New York Panthers.

# ALLIE QUIGLEY

HEIGHT

5' 10"

HEIGHT

140 lbs

BIRTH DATE

6/20/86

COLLEGE / COUNTRY

DEPAUL



## CAREER REGULAR SEASON HIGHS

### Per Game Highs

Points	26 (Los Angeles - 8/16/2019)	Career	29 (New York - 7/8/2016)
Rebounds	6 (3 Times)		7 (4 Times)
Defensive Rebounds	6 (2 Times)		7 (New York - 7/30/2017)
Offensive Rebounds	2 (3 Times)		2 (13 Times)
Assists	8 (Las Vegas - 7/2/2019)		9 (San Antonio - 8/10/2017)
Blocks	2 (Los Angeles - 6/30/2019)		3 (3 Times)
Steals	3 (Los Angeles - 8/11/2019)		4 (2 Times)
Field Goals Made	11 (Seattle - 6/1/2019)		12 (Atlanta - 7/13/2014)
Field Goals Attempted	17 (2 Times)		22 (Atlanta - 7/13/2014)
Three Point Field Goals Made	6 (Minnesota - 7/10/2019)		6 (3 Times)
Three Point Field Goals Attempted	13 (Minnesota - 7/10/2019)	1	3 (Minnesota - 7/10/2019)
Minutes Played	37 (Washington - 6/26/2019)		46 (Dallas - 7/16/2017)

## CAREER STATISTICS

### Career Regular Season Averages

SEASON	TEAM	G	GS	MPG	FG%	3P%	FT%	OREB	DREB	RPG	APG	SPG	BPG	TO	PF	PPG
2008	PHO	14	0	7.1	33.3	18.2	50.0	0.4	0.4	0.8	0.3	0.4	0.0	0.4	0.6	2.1
2009	PHO	6	0	5.4	37.5	50.0	100	0.2	0.7	0.8	0.2	0.0	0.0	0.8	1.0	1.7
2010	TOT	7	0	6.1	50.0	50.0	75.0	0.0	0.3	0.3	0.1	0.2	0.1	0.4	0.6	2.9
2011	SEA	7	0	2.0	20.0	0.0	100	0.1	0.4	0.6	0.1	0.1	0.1	0.1	0.1	0.6
2013	CHI	34	0	9.4	31.6	31.5	88.9	0.2	0.5	0.7	0.6	0.3	0.1	0.5	0.7	3.8
2014	CHI	34	1	24.8	44.4	38.7	87.9	0.4	1.8	2.2	1.9	0.6	0.2	1.8	1.7	11.2
2015	CHI	32	7	22.5	43.1	34.0	82.6	0.3	1.4	1.8	1.7	0.4	0.5	1.4	1.3	11.1
2016	CHI	34	0	17.8	47.1	36.6	89.5	0.1	0.7	0.9	1.6	0.5	0.1	1.0	1.0	9.5
2017	CHI	31	31	32.3	50.5	43.0	89.3	0.3	3.0	3.3	3.6	0.7	0.5	2.3	2.0	16.4
2018	CHI	32	32	29.7	46.6	42.0	85.7	0.3	2.1	2.4	2.5	0.6	0.3	2.0	1.8	15.4
2019	CHI	34	34	28.6	49.3	44.2	87.0	0.4	2.6	3.0	2.5	0.7	0.2	1.3	1.8	13.8
Career		265	105	21.1	45.6	39.9	86.7	0.3	1.5	1.8	1.8	0.6	0.2	1.4	1.3	10.3

### Career Regular Season Totals

SEASON	TEAM	G	GS	MIN	FGM-A	3PM-A	FTM-A	OREB	DREB	REB	AST	STL	BLK	TO	PF	PTS
2008	PHO	14	0	100	13 - 39	2 - 11	1 - 2	6	5	11	4	6	1	6	9	29
2009	PHO	6	0	32	3 - 8	2 - 4	2 - 2	1	4	5	1	0	0	5	6	10
2010	TOT	7	0	43	6 - 12	2 - 4	6 - 8	0	2	2	1	2	1	3	4	20
2011	SEA	7	0	14	1 - 5	0 - 1	2 - 2	1	3	4	1	1	1	1	1	4
2013	CHI	34	0	318	48 - 152	17 - 54	16 - 18	7	17	24	22	12	4	20	23	129
2014	CHI	34	1	842	144 - 32	441 - 106	51 - 58	14	60	74	65	23	7	62	57	380
2015	CHI	32	7	720	140 - 325	36 - 106	38 - 46	10	46	56	53	13	17	45	41	354
2016	CHI	34	0	604	129 - 274	30 - 82	34 - 38	4	25	29	56	17	5	37	35	322
2017	CHI	31	31	1000	191 - 378	77 - 179	50 - 56	9	92	101	113	24	17	73	62	509
2018	CHI	32	32	951	183 - 393	73 - 174	54 - 63	10	67	77	81	22	10	66	58	493
2019	CHI	34	34	972	171 - 347	80 - 181	47 - 54	13	88	101	85	27	7	46	61	469
Career		265	105	5596	1029 - 2257	360 - 902	301 - 347	75	409	484	482	147	70	364	357	2719

### Career Playoff Averages

SEASON	TEAM	G	GS	MPG	FG%	3P%	FT%	OREB	DREB	RPG	APG	SPG	BPG	TO	PF	PPG
2011	SEA	1	0	3.6	0.0	0.0	0.0	0.0	0.0	0.0	0.0	0.0	0.0	0.0	1.0	0.0
2013	CHI	2	0	12.6	25.0	50.0	0.0	0.0	0.0	0.0	1.5	0.0	0.0	0.5	1.0	2.5
2014	CHI	9	0	25.6	41.2	34.2	89.7	0.6	2.1	2.7	2.1	0.3	0.5	2.5	1.8	14.2
2015	CHI	3	0	27.1	59.0	43.8	100	0.7	1.7	2.3	2.7	0.0	0.0	1.3	1.7	18.0
2016	CHI	5	0	13.3	41.7	30.0	100	0.2	0.8	1.0	1.4	0.2	0.0	0.6	0.4	5.6
2019	CHI	2	2	28.3	42.9	12.5	100	0.0	4.5	4.5	5.0	1.0	0.5	1.5	3.0	10.5
Career		22	2	21.1	44.2	33.3	91.5	0.4	1.7	2.0	2.1	0.3	0.3	1.6	1.5	10.7

### Career Playoff Totals

SEASON	TEAM	G	GS	MIN	FGM-A	3PM-A	FTM-A	OREB	DREB	REB	AST	STL	BLK	TO	PF	PTS
2011	SEA	1	0	4	0 - 1	0 - 1	0 - 0	0	0	0	0	0	0	0	1	0
2013	CHI	2	0	25	2 - 8	1 - 2	0 - 0	0	0	0	3	0	0	1	2	5
2014	CHI	9	0	231	40 - 97	13 - 38	35 - 39	5	19	24	19	3	5	23	16	128
2015	CHI	3	0	81	23 - 39	7 - 16	1 - 1	2	5	7	8	0	0	4	5	54
2016	CHI	5	0	66	10 - 24	3 - 10	5 - 5	1	4	5	7	1	0	3	2	28
2019	CHI	2	2	57	9 - 21	1 - 8	2 - 2	0	9	9	10	2	1	3	6	21
Career		22	2	464	84 - 190	25 - 75	43 - 47	8	37	45	47	6	6	34	32	236



# ALLIE QUIGLEY

## WNBA CAREER HIGHLIGHTS

3x WNBA All-Star (2017, 2018, 2019)  
2x WNBA Sixth Woman of the Year (2014, 2015)  
2x WNBA All-Star 3-Point Contest champion (2017, 2018)  
Set a record for most shots made in an All-Star three-point competition across both the NBA and WNBA (29 points), sinking 20 of 25

2019 (Chicago)  
Led the WNBA with 70 three-point field goals, the first Sky player to lead the league in this category and the first player not named Taurasi, Latta or Moore to lead the league since 2002  
Led the league in fast-break points per game with 3.8  
Finished 2nd on team in scoring (13.8 PPG) and shooting (49.3%)  
Second best shooting percentage of her career (behind 50.5% in 2017)  
Best three-point shooting percentage of her career (44.2% – 2nd best in the WNBA behind Alysha Clark of Seattle – 48.1%)

2018 (Chicago)  
Led the team in points per game with 15.4  
Led the team in 3-point percentage and ranked No. 7 in the WNBA (42.0%)  
Started in all 32 games played  
Fourth on the team for assists per game with 2.5  
Scored in double-digits 24 times this season and in 10 of those games she recorded over 20 points

2017 (Chicago)  
Ranked No. 4 in the WNBA for 3-point percentage (43.0%)  
Led the team in scoring with an average of 16.4 points per game  
Started in all 31 games played this season  
Played a career high 46 minutes vs. Dallas on 7/16  
Averaged 3.6 assists per game (third on the team)

2016 (Chicago)  
Played 34 games  
She played a season high of 30 minutes (2 times)  
She scored a season high of 29 points vs. New York Liberty  
Totaled 3 rebounds (3 times) during the season  
Season high of 6 assists vs. Seattle Storm  
Had had 3 steals (2 times) during the playoffs  
Season playoff high of 20 minutes vs. Los Angeles Sparks  
Scored a season playoff high of 11 points vs. Los Angeles Sparks  
Season playoff high of 5 assists vs. Los Angeles Sparks

2015 (Chicago)  
Started seven of 32 games in which she appeared for the Sky  
Averaged 11.1 points per game (fourth on the team)  
Had a season high 23 points in 7/21 win over Atlanta  
18 double-digit scoring games  
Won her second straight Sixth Woman of the Year Award on 9/17.  
Appeared in all three Sky playoff games  
Second on the team with 18.0 points per game during the playoffs  
Led the team with 22 points in game one playoff win over Indiana.

2014 (Chicago)  
Was named the 2014 WNBA Sixth Woman of the Year  
Made her first career start against the Seattle Storm on 6/10  
Set career highs for points (27), rebounds (5), field goals made (12) and field goals attempted (22) at Atlanta on 7/13  
Earned WNBA Eastern Conference Player of the Week honors for Week 12 (8/4–8/10) after scoring 17+ points off the bench in three straight games  
Reached new career high in three pointers made with three five times in 2014... Scored 10+ points a team-high 21 times during the 2014 season  
Led the Sky in scoring a team-high 9 times.  
Appeared in all nine Sky playoff games  
Third on the team with 14.2 points per game during the playoffs  
Second on the team with 2.1 assists per game during the playoffs  
Had 24 points in Sky's conference finals clinching win over Indiana.  
2013 (Chicago)

Played in 34 games in her first season with the Sky  
Scored a then-career high with 14 points and three rebounds on 6/7  
Averaged 3.8 points on the year.  
Appeared in both Sky playoff games and averaged 2.5 points in 12.5 minutes per game.  
2011 (Seattle)

Signed by the Storm to a seven-day contract on 8/1  
Saw action in seven games  
Appeared in one playoff game for Seattle and saw four minutes of action  
2010 (Indiana, San Antonio)

Played four games with the Indiana Fever  
Played three with the San Antonio Silver Stars

# ALLIE QUIGLEY

2009 (Phoenix)

Made a total of six appearances for the Phoenix Mercury, including a season-high nine-minute stint at Sacramento on June 12  
Waived by the Mercury on July 14

2008 (Phoenix)

Originally drafted by Seattle with the 22nd pick of the second round  
Waived on May 8 by the Storm, signed by Phoenix three days later  
Made her professional debut in a 94–83 loss at Minnesota on May 31  
Scored first points of her career against Connecticut on June 18  
Recorded then-career highs of 11 points and five rebounds vs. Atlanta in her best game of the season on July 19

## INTERNATIONAL

2019–20: UMMC Ekaterinburg (Russia)

2018–19: Famila Wuber Schio (Italy)

2017–18: Galatasaray (Turkey)

2017: Fenerbahce SK (Turkey)

2015–16: Fenerbahce SK (Turkey)

Team won Turkish Cup

Quigley won Turkish Cup MVP

Team also won bronze medal in Euroleague play

2014–15: Wisla Krakow (Poland)

Team won PLKK and made it to Euroleague group stage

2012–13: Pecs 2010 (Hungary)

Obtained Hungarian citizenship

Led team to a third-place finish in the league

Played for Hungarian national team in their qualifying rounds for the 2013 EuroBasket Championships

2010–11: Pecs 2010 (Hungary)

Hungarian championship and Hungarian Cup.

2009–10: Pecs 2010 (Hungary)

2008–09: Mersin Buyuksehir Belediyesi SK (Turkey)

## COLLEGE

One of just four players in DePaul Blue Demons' history to score over 2,000 points in her career  
Averaged a team-leading 19.4 points per game as a senior and is third on the all-time career list with 2,078 points

Named to the 2008 All-Big East second team  
Big East Academic All-Star

## PERSONAL

DePaul in 2009–10. Her brother Ryan was a pitcher on the baseball team at Saint Xavier University. In December 2018, Quigley married Courtney Vandersloot, who also plays in the WNBA for the Chicago Sky.

# AZURÁ STEVENS

HEIGHT	HEIGHT	BIRTH DATE	COLLEGE / COUNTRY
6' 6"	180 lbs	2/1/96	UConn



## CAREER REGULAR SEASON HIGHS

Per Game Highs	Season	Career
Points	10 (Minnesota – 6/1/2019)	26 (Indiana – 7/5/2018)
Rebounds	8 (2 Times)	9 (4 Times)
Defensive Rebounds	4 (2 Times)	7 (Washington – 8/12/2018)
Offensive Rebounds	6 (Minnesota – 6/1/2019)	6 (2 Times)
Assists	2 (2 Times)	4 (Las Vegas – 8/17/2018)
Blocks	4 (Phoenix – 6/20/2019)	5 (Indiana – 8/2/2018)
Steals	2 (Atlanta – 6/15/2019)	3 (2 Times)
Field Goals Made	5 (Minnesota – 6/1/2019)	8 (Indiana – 7/5/2018)
Field Goals Attempted	12 (Minnesota – 6/1/2019)	16 (Indiana – 7/5/2018)
Three Point Field Goals Made	1 (New York – 6/28/2019)	3 (2 Times)
Three Point Field Goals Attempted	2 (2 Times)	6 (Las Vegas – 8/17/2018)
Minutes Played	26 (Minnesota – 6/1/2019)	33 (Phoenix – 7/10/2018)

## CAREER STATISTICS

### Career Regular Season Averages

SEASON	TEAM	G	GS	MPG	FG%	3P%	FT%	OREB	DREB	RPG	APG	SPG	BPG	TO	PF	PPG
2018	DAL	34	9	20.6	43.0	31.8	78.8	1.7	2.8	4.6	1.3	0.9	1.1	1.5	2.1	8.9
2019	DAL	9	1	16.0	35.8	11.1	80.0	1.7	1.9	3.6	0.6	0.5	1.1	1.0	1.3	4.8
Career		43	10	19.6	41.8	29.9	78.9	1.7	2.6	4.3	1.1	0.8	1.1	1.4	1.9	8.0

### Career Regular Season Totals

SEASON	TEAM	G	GS	MIN	FGM-A	3PM-A	FTM-A	OREB	DREB	REB	AST	STL	BLK	TO	PF	PTS
2018	DAL	34	9	700	111 – 258	28 – 88	52 – 66	59	96	155	44	31	39	51	70	302
2019	DAL	9	1	144	19 – 53	1 – 9	4 – 5	15	17	32	5	5	10	9	12	43
Career		43	10	844	130 – 311	29 – 97	56 – 71	74	113	187	49	36	49	60	82	345

### Career Playoff Averages

SEASON	TEAM	G	GS	MPG	FG%	3P%	FT%	OREB	DREB	RPG	APG	SPG	BPG	TO	PF	PPG
2018	DAL	1	0	12.5	100	100	0.0	1.0	1.0	2.0	0.0	0.0	0.0	0.0	2.0	7.0
Career		1	0	12.5	100	100	0.0	1.0	1.0	2.0	0.0	0.0	0.0	0.0	2.0	7.0

### Career Playoff Totals

SEASON	TEAM	G	GS	MIN	FGM-A	3PM-A	FTM-A	OREB	DREB	REB	AST	STL	BLK	TO	PF	PTS
2018	DAL	1	0	13	3 – 3	1 – 1	0 – 0	1	1	2	0	0	0	0	2	7
Career		1	0	13	3 – 3	1 – 1	0 – 0	1	1	2	0	0	0	0	2	7



# AZURÁ STEVENS

Azurá Stevens (born February 1, 1996) is a forward for the Dallas Wings. She played college basketball at Connecticut.

2019

Played in nine games before missing season due to foot injury... Set a new career mark for offensive rebounds against Minnesota on 6/1... Collected her first steal of the season at IND on 6/7... Swiped a season-high two steals vs. ATL on 6/15...

2018

Named to the 2018 WNBA All Rookie Team... Scored a career high of 26 points against Indiana on 7/5...Went 50 percent from the field (8-for-16)...Also played a career high in minutes (33:02) against the Mercury...Tied her season/career high in total rebounds for the fourth time this season, grabbing six...Broke a career high in steals with nine against Chicago on 7/20...Fifth among rookies with 3.8 rebounds per game.

# COURTNEY VANDERSLOOT

HEIGHT	HEIGHT	BIRTH DATE	COLLEGE / COUNTRY
5' 8"	145 lbs	2/8/89	GONZAGA



## CAREER REGULAR SEASON HIGHS

Per Game Highs	Season	Career
Points	25 (New York - 6/19/2019)	26 (2 Times)
Rebounds	9 (Phoenix - 8/25/2019)	10 (Dallas - 7/20/2018)
Defensive Rebounds	8 (Seattle - 6/1/2019)	8 (3 Times)
Offensive Rebounds	2 (4 Times)	4 (2 Times)
Assists	14 (Indiana - 7/21/2019)	15 (2 Times)
Blocks	3 (Washington - 6/26/2019)	3 (4 Times)
Steals	3 (5 Times)	5 (2 Times)
Field Goals Made	9 (2 Times)	11 (Minnesota - 7/8/2017)
Field Goals Attempted	16 (Indiana - 6/15/2019)	18 (2 Times)
Three Point Field Goals Made	3 (Phoenix - 6/11/2019)	5 (2 Times)
Three Point Field Goals Attempted	6 (3 Times)	7 (5 Times)
Minutes Played	37 (Connecticut - 9/6/2019)	44 (2 Times)

## CAREER STATISTICS

### Career Regular Season Averages

SEASON	TEAM	G	GS	MPG	FG%	3P%	FT%	OREB	DREB	RPG	APG	SPG	BPG	TO	PF	PPG
2011	CHI	34	26	22.9	39.1	27.1	76.6	0.1	1.8	2.0	3.7	0.7	0.3	2.7	2.5	6.5
2012	CHI	34	27	26.7	40.5	33.3	64.9	0.2	1.9	2.1	4.6	1.2	0.2	3.2	2.6	8.9
2013	CHI	33	33	29.8	39.6	30.4	83.3	0.3	2.9	3.2	5.6	1.3	0.8	2.4	2.6	8.8
2014	CHI	18	16	25.1	40.2	37.5	83.3	0.4	1.7	2.2	5.7	1.1	0.5	2.6	2.4	6.8
2015	CHI	34	34	29.8	46.3	35.6	90.1	0.6	2.7	3.4	5.8	1.3	0.5	2.0	2.7	11.4
2016	CHI	30	21	24.3	41.9	35.1	90.4	0.4	2.2	2.7	4.7	1.3	0.1	1.6	2.0	9.5
2017	CHI	27	22	30.3	51.6	38.2	86.1	0.6	3.1	3.7	8.1	1.2	0.2	2.9	2.2	11.5
2018	CHI	30	30	31.8	48.9	39.8	82.6	0.5	3.2	3.7	8.6	1.3	0.5	3.4	2.1	12.5
2019	CHI	33	33	30.0	45.2	29.0	85.0	0.6	3.7	4.3	9.1	1.3	0.4	2.9	1.5	11.2
Career		273	242	27.9	44.1	34.1	83.0	0.4	2.6	3.1	6.2	1.2	0.4	2.7	2.3	9.7

### GLOSSARY

#### Career Regular Season Totals

SEASON	TEAM	G	GS	MIN	FGM-A	3PM-A	FTM-A	OREB	DREB	REB	AST	STL	BLK	TO	PF	PTS
2011	CHI	34	26	777	84 - 215	16 - 59	36 - 47	5	62	67	127	24	13	92	86	220
2012	CHI	34	27	906	118 - 291	28 - 84	37 - 57	6	65	71	157	44	7	111	89	301
2013	CHI	33	33	985	106 - 268	17 - 56	60 - 72	10	96	106	184	46	28	82	86	289
2014	CHI	18	16	452	47 - 117	9 - 24	20 - 24	8	31	39	102	21	9	47	43	123
2015	CHI	34	34	1015	146 - 315	32 - 90	64 - 71	22	93	115	198	45	18	71	93	388
2016	CHI	30	21	728	96 - 229	26 - 74	66 - 73	13	67	80	141	41	4	48	60	284
2017	CHI	27	22	817	127 - 246	26 - 68	31 - 36	16	85	101	218	33	6	80	60	311
2018	CHI	30	30	955	136 - 278	45 - 113	57 - 69	15	97	112	258	40	17	104	62	374
2019	CHI	33	33	991	135 - 299	31 - 107	68 - 80	20	123	143	300	45	15	96	50	369
Career		273	242	7627	995 - 2258	230 - 675	439 - 529	115	719	834	1685	339	117	731	629	2659

### GLOSSARY

#### Career Playoff Averages

SEASON	TEAM	G	GS	MPG	FG%	3P%	FT%	OREB	DREB	RPG	APG	SPG	BPG	TO	PF	PPG
2013	CHI	2	2	29.4	30.0	0.0	100	0.0	2.0	2.0	4.5	1.0	0.5	3.0	4.0	7.0
2014	CHI	9	9	29.8	38.3	13.3	85.0	0.7	1.7	2.3	6.4	1.3	0.2	2.1	2.9	7.2
2015	CHI	3	3	31.8	50.0	50.0	100	0.7	4.0	4.7	8.3	0.3	1.0	2.6	3.3	13.7
2016	CHI	5	5	29.7	43.1	33.3	100	0.2	2.2	2.4	6.2	2.0	0.2	2.6	2.8	13.2
2019	CHI	2	2	30.7	36.8	33.3	0.0	0.0	3.0	3.0	11.5	1.0	1.0	3.0	2.0	8.0
Career		21	21	30.1	40.8	27.3	93.0	0.4	2.3	2.7	7.0	1.3	0.4	2.5	3.0	9.6

### GLOSSARY

#### Career Playoff Totals

SEASON	TEAM	G	GS	MIN	FGM-A	3PM-A	FTM-A	OREB	DREB	REB	AST	STL	BLK	TO	PF	PTS
2013	CHI	2	2	59	6 - 20	0 - 1	2 - 2	0	4	4	9	2	1	6	8	14
2014	CHI	9	9	268	23 - 60	2 - 15	17 - 20	6	15	21	58	12	2	19	26	65
2015	CHI	3	3	95	17 - 34	2 - 4	5 - 5	2	12	14	25	1	3	8	10	41
2016	CHI	5	5	148	22 - 51	6 - 18	16 - 16	1	11	12	31	10	1	13	14	66
2019	CHI	2	2	61	7 - 19	2 - 6	0 - 0	0	6	6	23	2	2	6	4	16
Career		21	21	632	75 - 184	12 - 44	40 - 43	9	48	57	146	27	9	52	62	202

# COURTNEY VANDERSLOOT

## WNBA CAREER HIGHLIGHTS:

All-WNBA First Team (2019)  
All-WNBA Second Team (2018, 2015)  
2x WNBA All-Star (2019, 2011)  
4x WNBA Peak Performer Award recipient (2019, 2018, 2017, 2015)  
2019 (Chicago)

Selected to All-WNBA First Team for first time in nine-year professional career  
Returned to the WNBA All-Star game for the first time since her rookie season in 2011  
Became first player in WNBA history to reach 300 assists in a single season (breaking her previous record of 258 from 2018)  
Made WNBA history when she broke her own record of 8.6 APG, which she set last year  
Became first WNBA player to average over 9 APG, clocking 9.1 APG this season  
Won her third WNBA Peak Performer Award for leading the league in assists  
Recorded 12 double-figure assist games  
Moved into first place on WNBA's all-time list when her six double-doubles with assists this season totaled 29 for her career, ahead of Sue Bird's previously held record of 28  
Averaged a career-best of 4.3 rebounds per game  
Ranked second in WNBA in assist/turnover ratio (3.13), behind Emma Meesseman of Washington (3.32). It was the best season in assist/turnover ratio in her career.  
Led WNBA in assist percentage at 47% (percentage of teammate field goals assisted on while she was on the floor). This is the highest single-season percentage in WNBA history

2018 (Chicago)  
Led the WNBA in assists per game with 8.6  
Recorded the first triple-double in Chicago Sky history with 13 points, 15 assists, 10 rebounds vs. Dallas on 7/20, she's the seventh player in WNBA history to do so  
Moved into the No. 9 spot on the WNBA All-Time Assist leaderboard (1385)  
Dished a career high 15 assists twice this season  
Became first WNBA player to score 20 points and 15 assists in a game vs. Connecticut on Aug. 10  
Started all 30 games played  
No. 3 on the team in points per game with 12.5  
Had nine games with 10 or more assists  
No. 2 on the team averaging 38.9 percent from behind the arc  
Earned eight double-doubles  
Scored in double-digits 23 times with three being 20 points or more  
No. 2 on the team averaging 1.3 steals per game

Ranked third on the team in field goal percentage (48.9%)

2017 (Chicago)  
Led the league in assists averaging 8.1 assists per game  
Led the team with 1.2 steals per game  
Second on the team and No. 8 in the WNBA in field goal percentage (51.6%)  
Started 22 of 27 games played  
Made a career-high 11 field goals vs. Minnesota on 7/8  
Had a total of 218 assists on the season  
Ranked third on the team averaging 11.5 points per game

2016 (Chicago)  
Courtney started in 21 games out of 30 played  
Ranked No. 4 in the WNBA and led the team with 4.7 assists per game  
Ranked seventh in the league and led the team with 141 assists in total  
Led the team and No.10 in the WNBA in steals with 1.37 steals per game  
Played then season high of 36 minutes vs. Connecticut Sun  
Scored a season high of 18 points vs. Minnesota Lynx  
Had 7 rebounds (2 times)  
Contributed a season high of 11 assists vs. Minnesota Lynx  
Had a season high of 5 steals vs. New York Liberty

2015 (Chicago)  
Averaged 11.4 points, 5.8 assists and 2.4 rebounds per game  
Started all 34 games  
All-WNBA Second Team  
Received WNBA Peak Performer Award for leading league in assists  
Named Eastern Conference Player of the Week during week of August 31st  
Scored 1,000th career point on 6/19  
Recorded first double-double of season on 6/30 with 14 points and 10 assists  
Recorded a season-high 21 points on 8/14 against Seattle  
Tied her season high in Sky's win against New York on 9/3.  
Averaged 13.7 points and 8.3 assists in Eastern Conference Semifinals  
Scored 17 points and five assists in Game 1  
Shot 8-for-11 from the field and finished with a playoff-career high of 19 points, along with six rebounds and six assists for Game 2  
Had a playoff-career high of 14 assists in Game 3

# COURTNEY VANDERSLOOT

## 2014 (Chicago)

Averaged 6.8 points, 5.6 assists and 2.3 rebounds  
Recorded 10+ assists in 3 straight games from May 24–May 30  
Became the Sky's career leader in assists with a 10–assist performance vs. Minnesota on 5/26  
Set a new Sky record with 13 assists in a single game on 5/30 vs. Connecticut  
Delivered 17 points and 8 assists on 6/18 against New York  
Finished the 2014 season with an average of 6.0 assists per game, a new career high  
Played in all nine games of Sky's run to WNBA Finals  
Averaged 7.2 points and 6.4 assists in 29.8 minutes per game in the playoffs  
Recorded 18 points in Game 2 of the Eastern Conference Finals vs. Indiana on 9/1  
Tallied 11 assists in Game 3 of the WNBA Finals against Phoenix on 9/12

## 2013 (Chicago)

Averaged 8.6 points, 5.6 assists and 3.2 rebounds per game  
Started in 33 games  
Ten–assist performance vs. Atlanta on Aug. 31 broke her own Sky record for assists in a season (162)  
Led all WNBA guards in both total blocks (24) and blocks per game  
Had 12 games of seven or more assists  
Played in both playoff games vs. Indiana averaging 29.5 minutes, 7 points, and 4.5 assists per game

## 2012 (Chicago)

Averaged 8.9 points, 4.6 assists and 2.1 rebounds per game  
Started 27 games  
No. 4 in the WNBA in assists with 157 assists  
Delivered a then career and franchise high 11 assists at Connecticut on 8/26  
Recorded 23 points, five rebounds and four assists at Tulsa on 8/24  
Made career high five three–pointers on August 24  
Posted six points, eight assists and a career high seven rebounds in July 6 loss vs. New York

## 2011 (Chicago)

Drafted with the 3rd overall pick of the 2011 WNBA Draft by the Chicago Sky  
Averaged 6.6 points, 3.7 assists and 2 rebounds per game  
Named to WNBA All–Rookie team  
Played in all 34 games and started in 26  
Scored in double figures in eight games...notably on 6/10, where

on 6/10, where

Scored 18 points and five assists in a win over the Connecticut Sun on 6/10  
Named to the 2011 All–Star team as a reserve player and scored eight points, tallied two assists and grabbed three rebounds in 13 minutes  
On 9/10, set the Sky's single–season assists record with 124 assists in a season  
Finished the year with 127 assists.  
INTERNATIONAL:

2019–20: UMMC Ekaterinburg (PBL) | Russia

2018–19: UMMC Ekaterinburg (PBL) | Russia

2017–18: Yakin Dogu | Turkey

2015–16: Oduspor and Gelistirenler | Turkey

Split offseason playing for two Turkish teams playing the first half of the BKBL season with Oduspor before transferring to Gelistirenler  
Started at shooting guard and averaged 15.1 points, 4.4 rebounds, 5.5 assists and 2.5 steals per game  
Finished KSBL season ranked third in the league in both assists and steals per game

2014–15: TS Wisla Krakow | Poland

Played alongside Sky teammate Allie Quigley

Led team to perfect regular season

Averaged 8.0 points, 5.4 assists and 2.6 rebounds per game.

2013–14: Familia Wuber Schio | Italy

Played 14 games

Averaged 10.9 points, 3.4 assists and 2.4 rebounds per game

2013–14: CMB Cargo UNI Gyor | Hungary

Played five games

Averaged 19.4 points, 3.6 assists and 5.7 rebounds per game

2012–13: WBC Novi Zagreb | Croatia

Played three games

Averaged 9.0 points, 3.7 assists and 3.7 steals per game

2011–12: Besitkas CT | Istanbul

Played 19 regular season games

Averaged 13 points, 5.2 assists and 3.6 rebounds per game

Led team to EuroCup tournament where she averaged 16.6 points and 5.3 assists per game

## COLLEGE:

As a freshman at Gonzaga University, Vandersloot averaged 10.6 points, 3.9 rebounds, and 5.6 assists per game and named the West Coast Conference newcomer of the year

Her next year Courtney set a school record as she finished with 239 assists averaging 7.3 a game  
She averaged 16.4 points per game and earned her first of three WCC Player of the Year awards  
During Vandersloot's junior year, she broke her own school record of assists and averaged 9.4 per

# COURTNEY VANDERSLOOT

game, which led Division I women's basketball

In her final year at Gonzaga, she was named the

Frances Pomeroy Naismith Award recipient for

most outstanding Division 1 player 5'8" and under

The recipient of the Nancy Lieberman Award for

most outstanding Division 1 point guard

Was the first ever Division I player — man or

woman — to notch more than 2000 points and

1000 assists in a career

For her accomplishments Vandersloot was listed

on several All-American teams

## HIGH SCHOOL:

Named the Seattle Times 2007 State Player of the Year

Consensus first-team All-State honoree

The state of Washington's leading scorer as a

senior, she averaged 26.0 points, 7.0 assists, 5.0

rebounds and 5.0 steals per game as a senior at

Kentwood High School

Led Kentwood to a 28-1 overall record in 2007 and

a third place finish at the Washington State 4A

Tournament

Two-time South Puget Sound League North

Division MVP (junior/senior)

Named state tournament Most Valuable Player

after finishing one point shy of the Washington

state record for points in a tournament with 113

Named Most Valuable Player of the Washington

State Coaches Association All-State basketball

game as a senior Averaged 18.5 points, 7.2 assists,

6.0 rebounds and 4.5 steals per game as a junior

Led her team to a 24-5 record, South Puget Sound

League Champions, third place finish in the SW

District and help the squad to its first trip to the

Washington State 4A Tournament

All-time leading scorer at Kentwood High School

with 1,684 points. Rated the 63rd best prospect in

the country by Scout.com and was the top point

guard in the state of Washington, as well as one of

the Top 15 point guards in the country.

## PERSONAL:

Courtney Vandersloot, nicknamed "Sloot," (born

February 8, 1989) is a point guard for the Chicago

Sky. Vandersloot played college basketball at

Gonzaga. She is the daughter of Bill and Jan

Vandersloot. In December 2018, Vandersloot

married Allie Quigley, who also plays in the WNBA

for the Chicago Sky.

# GABBY WILLIAMS

HEIGHT	HEIGHT	BIRTH DATE	COLLEGE / COUNTRY
5' 11"	172 <sub>lbs</sub>	9/9/96	UConn



## CAREER REGULAR SEASON HIGHS

Per Game Highs	Season	Career
Points	12 (2 Times)	26 (Phoenix – 6/8/2018)
Rebounds	7 (Connecticut – 9/6/2019)	10 (2 Times)
Defensive Rebounds	5 (3 Times)	9 (Las Vegas – 6/3/2018)
Offensive Rebounds	3 (Washington – 6/5/2019)	5 (Los Angeles – 6/10/2018)
Assists	6 (Los Angeles – 8/11/2019)	6 (Los Angeles – 8/11/2019)
Blocks	– (7 Times)	2 (2 Times)
Steals	3 (2 Times)	4 (2 Times)
Field Goals Made	6 (Minnesota – 7/10/2019)	10 (Phoenix – 6/8/2018)
Field Goals Attempted	12 (2 Times)	13 (Phoenix – 6/8/2018)
Three Point Field Goals Made	– (7 Times)	– (14 Times)
Three Point Field Goals Attempted	3 (6 Times)	3 (8 Times)
Minutes Played	36 (Los Angeles – 8/11/2019)	36 (Los Angeles – 8/11/2019)

## CAREER STATISTICS

### Career Regular Season Averages

SEASON	TEAM	G	GS	MPG	FG%	3P%	FT%	OREB	DREB	RPG	APG	SPG	BPG	TO	PF	PPG
2018	CHI	34	30	23.0	43.2	26.9	78.3	1.2	3.1	4.3	1.6	1.6	0.2	1.1	1.9	7.3
2019	CHI	33	2	16.0	41.4	17.1	72.5	0.4	1.8	2.2	2.1	0.7	0.2	1.6	1.2	5.6
Career		67	32	19.5	42.4	20.9	75.6	0.8	2.4	3.3	1.9	1.2	0.2	1.4	1.6	6.5

### Career Regular Season Totals

SEASON	TEAM	G	GS	MIN	FGM-A	3PM-A	FTM-A	OREB	DREB	REB	AST	STL	BLK	TO	PF	PTS
2018	CHI	34	30	781	102 – 236	7 – 26	36 – 46	42	104	146	56	56	8	38	66	247
2019	CHI	33	2	527	75 – 181	7 – 41	29 – 40	14	58	72	68	23	7	55	41	186
Career		67	32	1308	177 – 417	14 – 67	65 – 86	56	162	218	124	79	15	93	107	433

### Career Playoff Averages

SEASON	TEAM	G	GS	MPG	FG%	3P%	FT%	OREB	DREB	RPG	APG	SPG	BPG	TO	PF	PPG
2019	CHI	2	0	9.6	25.0	0.0	100	0.0	0.5	0.5	3.0	1.0	0.0	0.0	2.5	3.0
Career		2	0	9.6	25.0	0.0	100	0.0	0.5	0.5	3.0	1.0	0.0	0.0	2.5	3.0

### Career Playoff Totals

SEASON	TEAM	G	GS	MIN	FGM-A	3PM-A	FTM-A	OREB	DREB	REB	AST	STL	BLK	TO	PF	PTS
2019	CHI	2	0	19	2 – 8	0 – 1	2 – 2	0	1	1	6	2	0	0	5	6
Career		2	0	19	2 – 8	0 – 1	2 – 2	0	1	1	6	2	0	0	5	6



# GABBY WILLIAMS

## 2019 (Chicago)

In last three games of the regular season, she finished strong averaging nine points per game on .688 shooting from the field and .667 shooting from the three, in 18.7 minutes per game.

She also added 3.3 rebounds, 2.3 assists, and 1.3 steals per game, helping the Sky take two out of three final regular-season competitions to clinch a home playoff game

Recorded a season-high 12 points on two occasions

Grabbed a season-high seven rebounds on Sept. 6 at Connecticut

Played in 33 of 34 games, starting in two for the Sky

## 2018 (Chicago)

Drafted No. 4 overall by the Chicago Sky in the 2018 WNBA draft

Led the team in steals per game (1.6) and ranked No. 2 in the WNBA

Started 28 of 32 games played

No. 4 on the team in rebounds per game (4.3)

Scored in double-digits 10 times this season

Scored a career-high 26 points vs. Phoenix on 6/8

## INTERNATIONAL

2019-20: Basket Lattes Montpellier Agglomeration | France

2018-19: Dike Napoli | Italy

## COLLEGE (UConn)

2017 WBCA National Defensive Player of the Year

2017 Selected as a First Team All-American by the WBCA and the USBWA

2017 Associated Press Second Team All-American

2017 American Conference First Team

2017 American Conference Defensive Player of the Year

2017 All-NCAA Tournament Team

2017 NCAA All-Bridgeport Regional Team

2015 American Athletic Conference Sixth Player of the Year

2015 American Athletic Conference All-Freshman Team

## 2016-17:

Started all 37 games played

No. 3 on the team in points per game with 14.3

Sixth in the AAC with 8.4 rebounds per game

Second on the team and third in the league in field goal percentage (58.1)

First post player to lead the team in assists with 190 and finished No. 3 in the conference

Scored in double-digits 30 times with five of those games being at least 20 points

Recorded fifth triple-double in UConn history vs. East Carolina on 1/24

## 2015-16:

Started the season with back-to-back double-doubles and finished the season with four double-doubles

Scored in double-digits 15 times

No. 2 on the team in steals (72)

Led the team with 63.6 percent shooting from the field

## 2014-15:

Third on the team with 5.7 rebounds per game

Scored in double-digits 19 times

Earned five double-doubles this season

Sixth on the team with 8.3 points per game

## PERSONAL

Gabby Williams (born September 9, 1996) is a forward for the Chicago Sky. She played college basketball at Connecticut. Williams is the daughter of Matthew and Therese.





YOUR TICKET



67 E. Cermak

Chicago Medicine



#NOCEILING