



GAME NOTES

CHICAGO SKY (19-13) AT CONNECTICUT SUN (23-9)
 Friday, September 6, 2019 • 6:30 p.m. CT
 Mohegan Sun Arena • Uncasville, CT
 REGULAR SEASON GAME 33 • ROAD GAME 17



2019 PRESEASON (0-2)

5/14 INDIANA.....L, 69-58
 5/16 at Indiana.....L, 76-65

2019 REGULAR SEASON (19-13)

5/25 at Minnesota.....L, 89-71
 6/1 SEATTLE.....W, 83-79
 6/5 at Washington.....L, 103-85
 6/9 SEATTLE.....W, 78-71
 6/11 PHOENIX.....W, 82-75
 6/15 at Indiana.....W, 70-64
 6/19 at New York.....W, 91-83
 6/21 INDIANA.....L, 76-69
 6/23 CONNECTICUT.....W, 93-75
 6/26 WASHINGTON.....L, 81-74
 6/28 at Seattle.....L, 79-76
 6/30 at Los Angeles.....L, 94-69
 7/2 at Las Vegas.....L, 90-82
 7/7 DALLAS.....W, 78-66
 7/10 MINNESOTA.....L, 73-72
 7/12 NEW YORK.....W, 99-83
 7/14 at Dallas.....W, 89-79
 7/17 ATLANTA.....W, 77-76
 7/21 INDIANA.....W, 78-70
 7/30 at Connecticut.....L, 100-94
 8/3 at Atlanta.....W, 87-75
 8/7 NEW YORK.....W, 101-92
 8/9 at Las Vegas.....W, 87-84
 8/11 at Los Angeles.....L, 84-81
 8/16 LOS ANGELES.....W, 91-81
 8/18 LAS VEGAS.....L, 100-85
 8/20 at Atlanta.....W, 87-83
 8/23 WASHINGTON.....W, 85-78
 8/25 at Phoenix.....W, 94-86
 8/27 at Minnesota.....L, 93-85
 8/29 DALLAS.....L, 88-83
 9/1 PHOENIX.....W, 105-78
 9/6 at Connecticut.....6:30 PM
 9/8 at Washington.....3:00 PM

All times Central | Times are subject to change

A live streaming webcast is available for all games on Twitter, WNBA League Pass, or FOX Sports GO.

PROBABLE STARTERS

| Position | # | Name | Ht | Wt | Notes |
|----------|----|----------------------|------|-----|--|
| Forward | 1 | Diamond DeShields | 6-1 | 163 | <ul style="list-style-type: none"> Averaged 17.5 points per game in August 2019, the highest scoring average month of her WNBA career Matched career highs with 28 points and five 3s made against the Aces August 18 |
| Forward | 45 | Astou Ndour | 6-5 | 150 | <ul style="list-style-type: none"> Scored a season-high 18 points against the Mercury Sunday Has started the Sky's past nine games in place of the injured Jantel Lavender |
| Center | 31 | Stefanie Dolson | 6-5 | 214 | <ul style="list-style-type: none"> Recorded a season-high 11 rebounds against the Wings August 29 Grabbed eight first-quarter rebounds in Phoenix August 25 Averaging 11.2 points and 6.1 rebounds in Sky wins this season |
| Guard | 14 | Allie Quigley | 5-10 | 140 | <ul style="list-style-type: none"> Reached 1,000 career field goals made in Phoenix August 25 Has made at least two 3s in 24 of 32 games this season Scored a season-high 26 points against the Sparks August 16 |
| Guard | 22 | Courtney Vandersloot | 5-8 | 145 | <ul style="list-style-type: none"> Broke own WNBA single-season assists record August 27 against the Lynx Named Eastern Conference Player of the Week August 26 Recorded 13 assists and three steals against the Mercury Sunday |

2019 Regular Season

Overall (Current Streak):

Record:

19-13 (W1)

Home:

12-5 (W1)

Road:

7-8 (L1)

Eastern:

9-5 (W4)

6-2 (W5)

4-2 (W2)

Western:

9-9 (W1)

6-3 (W1)

3-6 (L1)

Overtime:

0-0

0-0

0-0

Recent Transactions

Aug. 22: Signed Center Kayla Alexander
 Aug. 22: Waived Chloe Jackson
 July 10: Waived Forward Victoria Macaulay.
 June 13: Signed forward Victoria Macaulay (Hardship Exception)
 May 23: Waived Victoria Macaulay, Linnae Harper, Hind Ben Abdelkader
 May 21: Traded Alaina Coates to Minnesota Lynx
 May 20: Acquired All-Star forward/center Jantel Lavender

Injury Report

Jantel Lavender (left foot) is OUT

Pronunciation Guide

Kahleah Copper.....Kah-LEE-ah
 Jamiera Faulkner.....jah-MEER-rah

Astou Ndour.....ah-stoo Doo
 Cheyenne Parker.....SHY-ann
 Courtney Vandersloot.....VAN-der-SLEWT

CHICAGO SKY BASKETBALL

By the Numbers | Sky Notes & Milestones

1,020

On August 25 in Phoenix, Allie Quigley reached the 1,000 made field goal mark in her WNBA career, now possessing 1,020.

283

On August 27 in Minneapolis, Courtney Vandersloot broke her own record of 258 single-season assists she set last season. She now has 283 with two games to play.

105

Chicago scored a season-high 105 points in their final regular season home game Sunday, a 27-point win over the Mercury.

87.8

Chicago averaged 87.8 points per its eleven games in August, its highest-scoring month average since September 2016.

42

Chicago scored 42 points in the fourth quarter against the Liberty on August 7, 2019, a WNBA record for a quarter.

40

Courtney Vandersloot now trails Becky Hammon by 40 assists for fifth on the WNBA's all-time assists list.

18

Astou Ndour scored a season-high 18 points at home against the Mercury Sunday.

6

The Sky committed just six turnovers against the Mercury Sunday, a season low.

2019 CHICAGO SKY ROSTER (ALPHABETICAL)

| NO | PLAYER | POS | HT | WT | BIRTHDATE | FROM | WNBA YRS | PRONUNCIATION | TWITTER HANDLE |
|----|----------------------|-----|------|-----|------------|------------------|----------|---------------|------------------|
| 40 | Kayla Alexander | C | 6-4 | 195 | 01/05/1991 | Syracuse | 6 | | @kjaalexan40 |
| 2 | Kahleah Copper | G/F | 6-1 | 155 | 08/28/1994 | Rutgers | 3 | Kah-LEE-ah | @kahleahcopper |
| 1 | Diamond DeShields | G | 6-1 | 163 | 03/05/1995 | Tennessee | 1 | | @diamonddoesit1 |
| 31 | Stefanie Dolson | C | 6-5 | 214 | 01/08/1992 | Connecticut | 5 | | @bigmommastef |
| 21 | Jamierra Faulkner | G | 5-6 | 141 | 03/09/1992 | Southern Miss | 4 | jah-MEER-rah | @The_Comeup21 |
| 7 | Jantel Lavender | F/C | 6-4 | 185 | 11/12/1988 | Ohio State | 8 | | @jlav42 |
| 45 | Astou Ndour | C | 6-5 | 165 | 08/22/1994 | Senegal | 3 | ah-stoo Doo | @NdouraStou |
| 32 | Cheyenne Parker | F | 6-4 | 190 | 08/22/1992 | Middle Tennessee | 4 | SHY-ann | @prettyballer42 |
| 22 | Katie Lou Samuelson | G/F | 6-3 | 169 | 06/13/1997 | Connecticut | R | | @33katielou |
| 14 | Allie Quigley | G | 5-10 | 140 | 06/20/1986 | DePaul | 10 | | @alliequigley |
| 22 | Courtney Vandersloot | G | 5-8 | 145 | 02/08/1989 | Gonzaga | 8 | VAN-der-SLEWT | @Sloot22 |
| 15 | Gabby Williams | F | 5-11 | 172 | 09/08/1996 | Connecticut | 1 | | @gabbywilliams15 |

GENERAL MANAGER/HEAD COACH:
ASSISTANT COACHES:
STRENGTH & CONDITIONING COACH:
PLAYER DEVELOPMENT COACH:
HEAD ATHLETIC TRAINER:

James Wade
Carla Morrow, Bridget Pettis
Ann Crosby
Emre Vatansever
Meghan Lockerby

2019 SEASON TEAM LEADERS

POINTS

Diamond DeShields
15.8 PPG

REBOUNDS

Jantel Lavender
6.9 RPG

ASSISTS



Courtney Vandersloot
9.1 APG

STEALS

Courtney Vandersloot
1.3 SPG


BLOCKS

Cheyenne Parker
1.3 BPG




S P O T T E R ' S C H A R T

1



Diamond DeShields
G

2



Kahleah Copper
G/F

7




Jantel Lavender
F/C

14



Allie Quigley
G

15



Gabby Williams
F

21




Jamierra Faulkner
G

22




Courtney Vandersloot
G

31



Stefanie Dolson
C

32




Cheyenne Parker
F

33



Katie Lou Samuelson
G/F

40



Kayla Alexander
C

45



Astou Ndour
C

SKY SWEEP SEASON SERIES AGAINST MERCURY IN POTENTIAL FIRST-ROUND PLAYOFF PREVIEW

MERCURY 78, SKY 105 (Sunday, Sept. 1, 2019 | Wintrust Arena)

In their final 2019 regular season home game, the Sky soundly defeated the Mercury, scoring a season-high 105 points and committing a season-low six turnovers. Chicago dominated on the rebounding front, 45-32, and especially out-played Phoenix on the offensive glass, edging its potential first-round playoff opponent, 15-7. The Sky bench also out-scored the Mercury's 41-28, including 18 points from **Cheyenne Parker**, who also grabbed a team-high eight rebounds.

As a team, Chicago shot 50.6% from the field and 40.9% from deep. **Astou Ndour** scored a season-high 18 points, as she was one of six Sky players to score in double-figures on the evening. The Mercury's 2019 All-Stars performed well in the loss, as **DeWanna Bonner** posted a double-double with 12 points and 12 rebounds and **Brittney Griner** poured in 26 points on 11-for-18 shooting and secured nine rebounds. If the postseason were to begin today, the Sky would host the Mercury in a one-game first-round series on Wednesday, September 11.

TODAY'S OPPONENT: CONNECTICUT SUN

ALL-TIME HEAD-TO-HEAD vs. SUN: **23-28**

ALL-TIME ON ROAD vs. SUN: **9-15**

CURRENT STREAK vs. SUN: **W1**

2019 VS. CONNECTICUT: (1-1)

| | |
|---------------------------|------------------|
| Sunday, June 23 vs. Sun | W, 93-75 |
| Tuesday, July 30 @ Sun | L, 100-94 |
| Friday, September 6 @ Sun | — |

- **6/23/19:** In the teams' first meeting of the season, the Sun entered Wintrust Arena with an WNBA-leading 9-1 record, but they left the Windy City with a 93-75 loss. For Chicago, who shot a scorching 52.8%, **Cheyenne Parker** scored a career-high 22 points, which she has since matched, and **Jantel Lavender** matched a career high with 13 rebounds.
- **7/30/19:** In the second matchup, the Sun snapped the Sky's four-game winning streak, 100-94, at Mohegan Sun Arena. Chicago's 31-18 fourth-quarter advantage was not enough to pull off the comeback, nor were 46 combined points from **Allie Quigley** and **Courtney Vandersloot**. Sun center **Jonquel Jones** boasted a monster performance with 27 points and 11 rebounds, and point guard **Jasmine Thomas** contributed 18 points and eight assists. As a team, Connecticut shot the lights out to the tune of 50% from the floor and 40% from beyond the arc.

2018 VS. CONNECTICUT: (1-2)

| | |
|---------------------------|------------------|
| Friday, June 1 vs. Sun | L, 110-72 |
| Friday, August 10 vs. Sun | W, 97-86 |
| Sunday, August 12 @ Sun | L, 82-75 |

PLAYOFF HISTORIES:

In their fourteenth season, the Sky have now qualified for the playoffs for just the fifth time. Chicago has never received a first-round bye, but it made the WNBA Finals in 2014, ultimately getting swept by Phoenix. The Sky are currently seeded fifth with two games remaining in their regular season.

The Sun have clinched a top-2 finish in playoff seeding and will compete in the playoffs for the third consecutive year after failing to qualify the previous four seasons. It's also the third straight year the Sun have clinched a first-round bye, but Connecticut has been eliminated after its first playoff game each of the past two postseasons. The franchise has never won a championship, but it made it to the WNBA Finals in 2004 and 2005.

DIAMOND DESHIELDS NEARS 1,000 CAREER POINTS

- Needs six points to reach 1,000 in her WNBA career
- Leads the team in scoring, averaging 15.8 ppg (Ranks 10th in WNBA)
- Has 22 straight double-figure scoring games (has scored in double figures in 28 of the Sky's 32 games)
- Posted six straight games of 17+ points before scoring 15 against the Mercury Sunday

COURTNEY VANDERSLOOT ONE ASSIST AWAY FROM BREAKING OWN APG RECORD

- Broke her own WNBA record of 258 assists in a season Tuesday against the Lynx in Minneapolis
- Has 11 double-figure assist games in 2019, 44 in her career (now tied with Sue Bird for second in WNBA history)
- Over her last 12 games, in which the Sky are 8-4, has averaged: 13.8 PPG and 10.1 APG on 50.0% shooting
- When Vandersloot scores in double figures in 2019, the Sky are 12-4
- Needs one assist (0.5 per game) to break her WNBA record of 8.6 APG for a season
- Needs 14 assists (7.0 per game) to average 9 APG.
- No WNBA player other than Vandersloot has ever averaged more than 8.0 APG in a WNBA season (Ticha Penicheiro 8.0 in 2002). Vandersloot has done it two times prior to this season (8.07 in 2017 and 8.6 in 2018)


SKY 2019 ALL-STARs + DOLSON ("The Big Four") vs. SUN (2019)

| | MPG | PPG | FG% | RPG | APG |
|-------------|------|------|------|-----|-----|
| DeShields | 28.6 | 11.0 | 32.0 | 6.0 | 2.0 |
| Dolson | 21.1 | 10.0 | 61.5 | 7.0 | 3.0 |
| Quigley | 29.0 | 19.0 | 50.0 | 3.5 | 2.0 |
| Vandersloot | 26.7 | 17.5 | 70.0 | 9.0 | 2.0 |

SUN 2019 TOP PERFORMERS vs. SKY (2019):

| | MPG | PPG | FG% | RPG | APG |
|-----------|------|------|------|------|-----|
| Jones | 26.9 | 19.0 | 52.0 | 10.5 | 1.5 |
| A. Thomas | 25.7 | 12.5 | 60.0 | 6.0 | 3.0 |
| J. Thomas | 29.4 | 15.0 | 57.9 | 1.0 | 7.5 |
| Williams | 26.8 | 9.5 | 37.5 | 4.0 | 4.5 |

SKY LEADERS




POINTS

15.8

Diamond DeShields

G




ASSISTS

9.1

Courtney Vandersloot

G




REBOUNDS

6.9

Jantel Lavender

F-C

SUN LEADERS



POINTS

14.6

Jonquel Jones

F-C



ASSISTS

5.3

Jasmine Thomas

G



REBOUNDS

9.8

Jonquel Jones

F-C

TEAM COMPARISONS



| | | |
|-------------------------------|-------|------------------|
| PPG | 83.8 | 2 nd |
| FG% | .443 | 3 rd |
| 3P FG% | .338 | 5 th |
| FT% | .818 | 4 th |
| OREB | 8.38 | 10 th |
| REB | 36.47 | 3 rd |
| APG | 21.47 | 2 nd |
| TPG | 15.1 | 9 th |
| SPG | 6.69 | 9 th |
| BPG | 4.53 | 3 rd |
| OPP PPG | 82.1 | 11 th |
| OPP FG% | .417 | 3 rd |
| OPP 3P FG% | .323 | 3 rd |
| OPP FT% | .800 | 6 th |
| OPP OREB | 9.63 | 8 th |
| OPP REB | 35.03 | 8 th |
| OPP APG | 18.84 | 7 th |
| OPP TPG | 13.3 | 9 th |
| OPP SPG | 8.13 | 9 th |
| OPP BLKS | 4.22 | 7 th |
| PTS OFF TO | 17.5 | 10 th |
| 2ND CHANCE PTS | 11.4 | 6 th |
| FB PTS | 12.7 | 2 nd |
| PTS IN PAINT | 41.6 | 6 th |
| OPP PTS TO | 15.3 | 4 th |
| OPP 2ND PTS | 12.6 | 11 th |
| OPP FB | 8.3 | 6 th |
| OPP PTS IN PAINT | 37.0 | 12 th |

| | |
|-------|------------------|
| 80.3 | 4 th |
| .426 | 4 th |
| .352 | 3 rd |
| .701 | 12 th |
| 10.75 | 1 st |
| 36.69 | 2 nd |
| 19.19 | 6 th |
| 14.0 | 4 th |
| 8.78 | 2 nd |
| 4.06 | 6 th |
| 76.2 | 3 rd |
| .431 | 9 th |
| .299 | 1 st |
| .806 | 8 th |
| 7.38 | 1 st |
| 32.88 | 3 rd |
| 19.22 | 9 th |
| 15.6 | 4 th |
| 6.97 | 5 th |
| 4.09 | 6 th |
| 21.8 | 3 rd |
| 13.3 | 1 st |
| 13.1 | 1 st |
| 43.9 | 4 th |
| 13.9 | 3 rd |
| 9.9 | 3 rd |
| 6.1 | 2 nd |
| 32.7 | 9 th |

S E R I E S H I S T O R Y

WOMEN'S NATIONAL BASKETBALL ASSOCIATION

OFFICIAL SCORER'S REPORT FINAL BOX

Sunday, June 23, 2019 Wintrust Arena, Chicago, IL

Officials: #39 Michael Price, #50 Kevin Sparrock, #86 Angelica Suffren

Game Duration: 1:44

Attendance: 5607

VISITOR: Connecticut Sun (9-2)

| | POS | MIN | FG | FGA | 3P | 3PA | FT | FTA | OR | DR | TOT | A | PF | ST | TO | BS | +/- | PTS |
|-----------------------|------------------------------|-------|-------|-----|-------|-----|-------|-----|------------|----|-----|---------------------|----|----|----|----|-----|-----|
| 40 Shekinna Stricklen | F | 15:11 | 0 | 5 | 0 | 3 | 0 | 0 | 0 | 1 | 1 | 0 | 2 | 0 | 0 | 0 | -11 | 0 |
| 25 Alyssa Thomas | F | 21:48 | 6 | 9 | 0 | 0 | 1 | 1 | 2 | 1 | 3 | 2 | 1 | 3 | 3 | 0 | -10 | 13 |
| 35 Jonquel Jones | C | 23:09 | 4 | 9 | 1 | 5 | 2 | 4 | 2 | 8 | 10 | 0 | 4 | 1 | 0 | 1 | -16 | 11 |
| 10 Courtney Williams | G | 25:43 | 3 | 9 | 0 | 0 | 1 | 2 | 0 | 4 | 4 | 5 | 1 | 1 | 3 | 0 | -10 | 7 |
| 5 Jasmine Thomas | G | 27:16 | 4 | 11 | 2 | 4 | 2 | 2 | 0 | 0 | 0 | 7 | 0 | 2 | 4 | 0 | -12 | 12 |
| 32 Bria Holmes | | 24:49 | 3 | 8 | 0 | 1 | 0 | 0 | 1 | 3 | 4 | 4 | 2 | 0 | 2 | 1 | -7 | 6 |
| 31 Kristine Anigwe | | 12:09 | 2 | 4 | 0 | 0 | 3 | 4 | 0 | 3 | 3 | 1 | 2 | 1 | 0 | 1 | -5 | 7 |
| 1 Rachel Banham | | 17:01 | 4 | 8 | 2 | 4 | 0 | 0 | 0 | 2 | 2 | 0 | 1 | 0 | 3 | 0 | -15 | 10 |
| 33 Morgan Tuck | | 18:12 | 2 | 6 | 0 | 0 | 3 | 6 | 0 | 2 | 2 | 1 | 2 | 1 | 0 | 0 | -8 | 7 |
| 21 Bridget Carleton | | 10:00 | 0 | 2 | 0 | 0 | 0 | 0 | 0 | 1 | 1 | 0 | 0 | 0 | 0 | 0 | 1 | 0 |
| 42 Brionna Jones | | 04:42 | 1 | 1 | 0 | 0 | 0 | 2 | 2 | 1 | 3 | 0 | 1 | 0 | 0 | 0 | 3 | 2 |
| 23 Layshia Clarendon | NWT - Injury/Illness - Ankle | | | | | | | | | | | | | | | | | |
| 200:00 | | | 29 | 72 | 5 | 17 | 12 | 21 | 7 | 26 | 33 | 20 | 16 | 9 | 15 | 3 | -18 | 75 |
| | | | 40.3% | | 29.4% | | 57.1% | | TM REB: 12 | | | TOT TO: 16 (17 PTS) | | | | | | |

HOME: CHICAGO SKY (6-3)

| | POS | MIN | FG | FGA | 3P | 3PA | FT | FTA | OR | DR | TOT | A | PF | ST | TO | BS | +/- | PTS |
|-------------------------|------------------------------|-------|-------|-----|-------|-----|-----|-----|-----------|----|-----|---------------------|----|----|----|----|-----|-----|
| 1 Diamond DeShields | F | 28:31 | 5 | 14 | 2 | 4 | 0 | 0 | 0 | 9 | 9 | 2 | 5 | 2 | 6 | 0 | 4 | 12 |
| 7 Jantel Lavender | F | 31:29 | 4 | 8 | 0 | 1 | 0 | 0 | 2 | 11 | 13 | 2 | 1 | 0 | 0 | 1 | 26 | 8 |
| 31 Stefanie Dolson | C | 20:19 | 5 | 7 | 2 | 4 | 0 | 0 | 0 | 4 | 4 | 2 | 4 | 1 | 2 | 0 | 11 | 12 |
| 14 Allie Quigley | G | 30:35 | 6 | 12 | 2 | 7 | 0 | 0 | 0 | 5 | 5 | 3 | 3 | 1 | 1 | 0 | 26 | 14 |
| 22 Courtney Vandersloot | G | 24:19 | 5 | 8 | 0 | 1 | 3 | 4 | 0 | 2 | 2 | 7 | 1 | 3 | 2 | 1 | 4 | 13 |
| 32 Cheyenne Parker | | 23:23 | 8 | 10 | 0 | 1 | 6 | 6 | 3 | 3 | 6 | 0 | 3 | 1 | 0 | 2 | 7 | 22 |
| 2 Kahleah Copper | | 17:12 | 2 | 5 | 2 | 3 | 0 | 0 | 0 | 0 | 0 | 1 | 2 | 1 | 1 | 0 | 6 | 6 |
| 15 Gabby Williams | | 21:11 | 3 | 8 | 0 | 1 | 0 | 0 | 0 | 1 | 1 | 5 | 2 | 1 | 2 | 0 | 10 | 6 |
| 25 Victoria Macaulay | | 03:01 | 0 | 0 | 0 | 0 | 0 | 0 | 0 | 0 | 0 | 0 | 0 | 0 | 0 | 0 | -4 | 0 |
| 21 Jamierra Faulkner | DND - Injury/Illness - Knee | | | | | | | | | | | | | | | | | |
| 0 Chloe Jackson | DND - Injury/Illness - Ankle | | | | | | | | | | | | | | | | | |
| 33 Katie Lou Samuelson | DND - Injury/Illness - Hand | | | | | | | | | | | | | | | | | |
| 200:00 | | | 38 | 72 | 8 | 22 | 9 | 10 | 5 | 35 | 40 | 22 | 21 | 10 | 14 | 4 | 18 | 93 |
| | | | 52.8% | | 36.4% | | 90% | | TM REB: 2 | | | TOT TO: 16 (12 PTS) | | | | | | |

SCORE BY PERIOD

| | 1 | 2 | 3 | 4 | FINAL |
|-----|----|----|----|----|-------|
| Sun | 27 | 8 | 18 | 22 | 75 |
| SKY | 27 | 29 | 16 | 21 | 93 |

Inactive: Sun -

Inactive: Sky -

Points in the Paint: Sun 40 (20/41), SKY 32 (16/27) Biggest Lead: Sun 2, SKY 24

2nd Chance Points: Sun 15 (7/9), SKY 11 (4/4) Lead Changes: 1

Fast Break Points: Sun 6 (3/8), SKY 17 (8/12) Times Tied: 3

MEMO: Parker- New career high in points (Previous 20)

MEMO: Laverder- Tied career high in rebounds

S E R I E S H I S T O R Y

WOMEN'S NATIONAL BASKETBALL ASSOCIATION

OFFICIAL SCORER'S REPORT FINAL BOX

Tuesday, July 30, 2019 Mohegan Sun Arena, Uncasville, CT
Officials: #42 Roy Gulbeyan, #13 Cheryl Flores, #50 Kevin Sparrock

Game Duration: 1:56
Attendance: 6358

VISITOR: Chicago Sky (11-9)

| | POS | MIN | FG | FGA | 3P | 3PA | FT | FTA | OR | DR | TOT | A | PF | ST | TO | BS | +/- | PTS |
|-------------------------|----------------------|-------|-------|-----|-------|-----|-------|-----|------------|----|-----|---------------------|----|----|----|----|-----|-----|
| 1 Diamond DeShields | F | 28:43 | 3 | 11 | 1 | 7 | 3 | 4 | 0 | 3 | 3 | 2 | 4 | 3 | 4 | 0 | -1 | 10 |
| 7 Jantel Lavender | F | 32:07 | 4 | 10 | 0 | 2 | 1 | 1 | 3 | 4 | 7 | 0 | 2 | 1 | 0 | 0 | 1 | 9 |
| 31 Stefanie Dolson | C | 21:47 | 3 | 6 | 0 | 2 | 2 | 2 | 1 | 9 | 10 | 4 | 5 | 0 | 1 | 1 | 11 | 8 |
| 14 Allie Quigley | G | 27:25 | 7 | 14 | 4 | 8 | 6 | 7 | 0 | 2 | 2 | 1 | 0 | 0 | 1 | 0 | -3 | 24 |
| 22 Courtney Vandersloot | G | 29:08 | 9 | 12 | 2 | 4 | 2 | 3 | 0 | 2 | 2 | 11 | 3 | 1 | 2 | 1 | -3 | 22 |
| 2 Kahleah Copper | | 15:33 | 2 | 8 | 1 | 2 | 0 | 0 | 2 | 0 | 2 | 3 | 1 | 0 | 4 | 0 | -5 | 5 |
| 21 Jamierra Faulkner | | 10:52 | 0 | 0 | 0 | 0 | 0 | 0 | 1 | 1 | 2 | 5 | 2 | 0 | 0 | 0 | -3 | 0 |
| 32 Cheyenne Parker | | 12:46 | 1 | 4 | 0 | 0 | 0 | 0 | 0 | 1 | 1 | 0 | 2 | 1 | 1 | 0 | -13 | 2 |
| 33 Katie Lou Samuelson | | 08:19 | 1 | 2 | 1 | 2 | 3 | 4 | 0 | 0 | 0 | 0 | 1 | 0 | 0 | 0 | -3 | 6 |
| 45 Astou Ndour | | 10:13 | 3 | 6 | 1 | 2 | 0 | 0 | 0 | 0 | 0 | 0 | 0 | 0 | 1 | 1 | -10 | 7 |
| 0 Chloe Jackson | | 03:07 | 0 | 0 | 0 | 0 | 1 | 2 | 1 | 1 | 2 | 0 | 0 | 0 | 0 | 0 | -1 | 1 |
| 15 Gabby Williams | NWT - Injury/Illness | | | | | | | | | | | | | | | | | |
| 200:00 | | | 33 | 73 | 10 | 29 | 18 | 23 | 8 | 23 | 31 | 26 | 20 | 6 | 14 | 3 | -6 | 94 |
| | | | 45.2% | | 34.5% | | 78.3% | | TM REB: 11 | | | TOT TO: 14 (13 PTS) | | | | | | |

HOME: CONNECTICUT SUN (14-6)

| | POS | MIN | FG | FGA | 3P | 3PA | FT | FTA | OR | DR | TOT | A | PF | ST | TO | BS | +/- | PTS |
|-----------------------|------------------------------------|-------|-----|-----|-----|-----|-------|-----|-----------|----|-----|---------------------|----|----|----|----|-----|-----|
| 40 Shekinna Stricklen | F | 23:03 | 1 | 5 | 0 | 3 | 2 | 3 | 0 | 5 | 5 | 6 | 3 | 1 | 1 | 0 | 5 | 4 |
| 25 Alyssa Thomas | F | 29:34 | 6 | 11 | 0 | 0 | 0 | 1 | 3 | 6 | 9 | 4 | 4 | 2 | 4 | 1 | 6 | 12 |
| 35 Jonquel Jones | C | 30:44 | 9 | 16 | 3 | 7 | 6 | 6 | 5 | 6 | 11 | 3 | 4 | 0 | 2 | 2 | 10 | 27 |
| 10 Courtney Williams | G | 27:49 | 3 | 7 | 1 | 1 | 5 | 6 | 1 | 3 | 4 | 4 | 0 | 1 | 1 | 0 | 11 | 12 |
| 5 Jasmine Thomas | G | 31:31 | 7 | 8 | 3 | 4 | 1 | 2 | 0 | 2 | 2 | 8 | 4 | 1 | 5 | 0 | 10 | 18 |
| 1 Rachel Banham | | 12:11 | 1 | 5 | 1 | 2 | 0 | 0 | 0 | 0 | 0 | 0 | 2 | 0 | 1 | 0 | -5 | 3 |
| 31 Kristine Anigwe | | 02:38 | 0 | 0 | 0 | 0 | 0 | 0 | 0 | 0 | 0 | 0 | 0 | 0 | 0 | 0 | 2 | 0 |
| 32 Bria Holmes | | 16:57 | 4 | 8 | 1 | 3 | 2 | 2 | 0 | 1 | 1 | 1 | 3 | 1 | 1 | 0 | 1 | 11 |
| 2 Natisha Hiedeman | | 08:29 | 2 | 6 | 1 | 3 | 0 | 0 | 0 | 0 | 0 | 1 | 1 | 0 | 0 | 1 | -4 | 5 |
| 33 Morgan Tuck | | 10:26 | 2 | 5 | 0 | 2 | 0 | 1 | 1 | 2 | 3 | 2 | 1 | 0 | 1 | 0 | 0 | 4 |
| 42 Brionna Jones | | 06:38 | 2 | 3 | 0 | 0 | 0 | 0 | 0 | 2 | 2 | 0 | 0 | 0 | 0 | 0 | -6 | 4 |
| 23 Layshia Clarendon | DND - Injury/Illness - Right Ankle | | | | | | | | | | | | | | | | | |
| 200:00 | | | 37 | 74 | 10 | 25 | 16 | 21 | 10 | 27 | 37 | 29 | 22 | 6 | 16 | 4 | 6 | 100 |
| | | | 50% | | 40% | | 76.2% | | TM REB: 8 | | | TOT TO: 16 (14 PTS) | | | | | | |

| SCORE BY PERIOD | 1 | 2 | 3 | 4 | FINAL |
|-----------------|----|----|----|----|-------|
| Sky | 26 | 17 | 20 | 31 | 94 |
| SUN | 28 | 29 | 25 | 18 | 100 |

Inactive: Sky -
Inactive: Sun -
Points in the Paint: Sky 36 (18/31), SUN 40 (20/37) Biggest Lead: Sky 3, SUN 21
2nd Chance Points: Sky 14 (6/9), SUN 15 (6/11) Lead Changes: 9
Fast Break Points: Sky 4 (1/6), SUN 12 (6/11) Times Tied: 3
Technical fouls - Individual
Sky (1): Wade 4:59 3rd
SUN (1): Thomas 1:37 4th



2019 REGULAR SEASON LEADERS

| | 10+ Points | 20+ Points | 30+ Points | 10+ Rebounds | 10+ Assists | Double Doubles |
|----------------------|------------|------------|------------|--------------|-------------|-------------------|
| Kayla Alexander | | | | | | |
| Kahleah Copper | 6 | | | | | |
| Diamond DeShields | 28 | 8 | | 1 | | |
| Stefanie Dolson | 16 | | | 2 | | 1 |
| Jamierra Faulkner | | | | | | |
| Jantel Lavender | 9 | 3 | | 4 | | 3 |
| Astou Ndour | 6 | | | 3 | | 2 |
| Cheyenne Parker | 12 | 2 | | 6 | | 3 |
| Allie Quigley | 25 | 8 | | | | |
| Katie Lou Samuelson | 1 | | | | | |
| Courtney Vandersloot | 16 | 2 | | | 11 | 5 |
| Gabby Williams | 4 | | | | | |



TEAM STATISTICS

| | FGM | FGA | FG% | FTM | FTA | FT% | 3PM | 3PA | 3P% | OFF | DEF | TOT | AST | STL | BLK | PTS |
|---------------|-----|------|------|-----|-----|-------|-----|-----|------|-----|-----|------|-----|-----|-----|------|
| 5/29 at MIN | 28 | 70 | 40.0 | 12 | 15 | 80.0 | 3 | 13 | 23.1 | 6 | 23 | 29 | 19 | 11 | 3 | 71 |
| 6/1 vs. SEA | 36 | 70 | 51.4 | 4 | 5 | 80.0 | 7 | 22 | 31.8 | 5 | 32 | 37 | 27 | 8 | 3 | 83 |
| 6/5 at WAS | 34 | 68 | 50.0 | 11 | 14 | 78.6 | 6 | 20 | 30.0 | 12 | 20 | 32 | 20 | 7 | 3 | 85 |
| 6/9 vs. SEA | 31 | 73 | 42.5 | 8 | 11 | 72.7 | 8 | 22 | 36.4 | 11 | 34 | 45 | 20 | 8 | 2 | 78 |
| 6/11 vs. PHX | 32 | 73 | 43.8 | 6 | 6 | 100.0 | 12 | 23 | 52.2 | 9 | 30 | 39 | 22 | 5 | 4 | 82 |
| 6/15 at IND | 22 | 68 | 32.4 | 18 | 20 | 90.0 | 8 | 21 | 38.1 | 13 | 32 | 45 | 17 | 4 | 6 | 70 |
| 6/19 at NY | 34 | 67 | 50.7 | 16 | 20 | 80.0 | 7 | 19 | 36.8 | 5 | 35 | 40 | 20 | 6 | 7 | 91 |
| 6/21 vs. IND | 25 | 67 | 37.3 | 12 | 13 | 92.3 | 7 | 23 | 30.4 | 5 | 20 | 25 | 18 | 8 | 4 | 69 |
| 6/23 vs. CONN | 38 | 72 | 52.8 | 9 | 10 | 90.0 | 8 | 22 | 36.4 | 5 | 35 | 40 | 22 | 10 | 4 | 93 |
| 6/26 vs. WAS | 29 | 69 | 42.0 | 11 | 11 | 100 | 5 | 22 | 22.7 | 7 | 27 | 34 | 18 | 4 | 8 | 74 |
| 6/28 at SEA | 31 | 65 | 47.7 | 9 | 14 | 64.3 | 5 | 16 | 31.3 | 9 | 28 | 37 | 18 | 6 | 4 | 76 |
| 6/30 at LA | 24 | 72 | 33.3 | 11 | 13 | 84.6 | 10 | 24 | 41.7 | 9 | 22 | 31 | 13 | 7 | 7 | 69 |
| 7/2 at LV | 31 | 70 | 44.3 | 11 | 12 | 91.7 | 9 | 23 | 39.1 | 6 | 28 | 34 | 25 | 9 | 2 | 82 |
| 7/7 vs. DAL | 28 | 63 | 44.4 | 14 | 16 | 87.5 | 8 | 20 | 40 | 3 | 31 | 34 | 23 | 4 | 1 | 78 |
| 7/10 vs. MIN | 27 | 73 | 37.0 | 10 | 13 | 76.9 | 8 | 27 | 29.6 | 8 | 30 | 38 | 21 | 6 | 9 | 72 |
| 7/12 vs. NY | 38 | 70 | 54.3 | 18 | 24 | 75.0 | 5 | 12 | 41.7 | 5 | 30 | 35 | 30 | 7 | 4 | 99 |
| 7/14 at DAL | 32 | 63 | 50.8 | 14 | 17 | 82.4 | 11 | 20 | 55.0 | 4 | 31 | 35 | 26 | 4 | 3 | 89 |
| 7/17 vs. ATL | 29 | 69 | 42.0 | 13 | 17 | 76.5 | 6 | 22 | 27.3 | 9 | 34 | 43 | 19 | 5 | 9 | 77 |
| 7/21 vs. IND | 28 | 63 | 44.4 | 14 | 18 | 77.8 | 8 | 22 | 36.4 | 11 | 29 | 40 | 22 | 3 | 5 | 78 |
| 7/30 at CONN | 33 | 73 | 45.2 | 18 | 23 | 78.3 | 10 | 29 | 34.5 | 8 | 23 | 31 | 26 | 6 | 3 | 94 |
| 8/3 at ATL | 34 | 69 | 49.3 | 8 | 10 | 80.0 | 11 | 25 | 44.0 | 5 | 34 | 39 | 29 | 7 | 6 | 87 |
| 8/7 vs. NY | 35 | 76 | 46.1 | 26 | 31 | 83.9 | 5 | 22 | 22.7 | 10 | 22 | 32 | 24 | 8 | 3 | 101 |
| 8/9 at LV | 27 | 63 | 42.9 | 28 | 31 | 90.3 | 5 | 25 | 20.0 | 7 | 26 | 33 | 22 | 6 | 4 | 87 |
| 8/11 at LA | 28 | 65 | 43.1 | 19 | 25 | 76.0 | 6 | 24 | 25.0 | 11 | 24 | 35 | 12 | 16 | 5 | 81 |
| 8/16 vs. LA | 32 | 67 | 47.8 | 15 | 17 | 88.2 | 12 | 28 | 42.9 | 11 | 27 | 38 | 21 | 5 | 5 | 91 |
| 8/18 vs. LV | 26 | 76 | 34.2 | 24 | 31 | 77.4 | 9 | 32 | 28.1 | 11 | 22 | 33 | 18 | 3 | 4 | 85 |
| 8/20 at ATL | 33 | 72 | 45.8 | 16 | 21 | 76.2 | 5 | 18 | 27.8 | 8 | 28 | 36 | 21 | 5 | 9 | 87 |
| 8/23 vs. WAS | 32 | 70 | 45.7 | 15 | 18 | 83.3 | 6 | 18 | 33.3 | 8 | 32 | 40 | 22 | 8 | 2 | 85 |
| 8/25 at PHX | 35 | 84 | 41.7 | 18 | 22 | 81.8 | 6 | 23 | 26.1 | 15 | 32 | 47 | 21 | 7 | 3 | 94 |
| 8/27 at MIN | 32 | 74 | 43.2 | 14 | 14 | 100 | 7 | 18 | 38.9 | 8 | 26 | 34 | 26 | 8 | 9 | 85 |
| 8/29 vs. DAL | 28 | 64 | 43.8 | 24 | 27 | 88.9 | 3 | 18 | 16.7 | 9 | 22 | 31 | 22 | 5 | 2 | 83 |
| 9/1 vs. PHX | 40 | 79 | 50.6 | 16 | 26 | 61.5 | 9 | 22 | 40.9 | 15 | 30 | 45 | 23 | 8 | 2 | 105 |
| 9/6 at CONN | | | | | | | | | | | | | | | | |
| 9/8 at WAS | | | | | | | | | | | | | | | | |
| TOTALS | 992 | 2237 | 44.3 | 462 | 565 | 81.8 | 235 | 695 | 33.8 | 268 | 899 | 1167 | 687 | 214 | 145 | 2681 |



1

Diamond DeShields

G/F

6-1

163

03/05/95

Tennessee

2nd Season



| 2019 Season Highs | | Date |
|-------------------|-------------------------|-----------------------|
| PTS | 28 vs. LV | 8/18/19 |
| FGM | 10 vs. PHX | 6/11/19 |
| FGA | 20, 2x (vs. LV, at ATL) | 8/20/19 (most recent) |
| 3FGM | 5, 3x | 8/18/19 (most recent) |
| 3FGA | 10 vs. LV | 8/18/19 |
| FTM | 10, 2x (vs. ATL, at LV) | 8/9/19 (most recent) |
| FTA | 13 vs. ATL | 7/17/19 |
| OR | 4 at WAS | 6/5/19 |
| DR | 12 at ATL | 8/3/19 |
| TR | 12 at ATL | 8/3/19 |
| AST | 6 at ATL | 8/3/19 |
| STL | 3, 4x | 7/30/19 (most recent) |
| BLK | 2, 2x (vs. WAS, at ATL) | 8/20/19 |
| MIN | 37 vs. IND | 6/21/19 |

2019 GAME-BY-GAME STATISTICS

| Date | OPP | W/L | MIN | FG | 3FG | FT | OR | DR | TR | AST | PF | STL | TO | BS | PTS |
|------|------|-----|-----|----|-----|----|----|----|----|-----|----|-----|----|----|-----|
| 5/29 | MIN | L | 11 | 0 | 0 | 0 | 0 | 1 | 1 | 0 | 3 | 0 | 0 | 0 | 0 |
| 6/1 | SEA | W | 35 | 9 | 2 | 1 | 0 | 5 | 5 | 3 | 1 | 2 | 2 | 1 | 21 |
| 6/5 | WAS | L | 31 | 9 | 3 | 3 | 4 | 1 | 5 | 4 | 1 | 1 | 1 | 0 | 24 |
| 6/9 | SEA | W | 27 | 3 | 1 | 0 | 2 | 5 | 7 | 3 | 2 | 2 | 2 | 0 | 7 |
| 6/11 | PHX | W | 36 | 10 | 5 | 0 | 1 | 1 | 2 | 2 | 3 | 3 | 1 | 1 | 25 |
| 6/15 | IND | W | 31 | 3 | 1 | 0 | 1 | 7 | 8 | 2 | 2 | 1 | 2 | 0 | 7 |
| 6/19 | NY | W | 32 | 4 | 2 | 2 | 0 | 8 | 8 | 4 | 1 | 0 | 0 | 1 | 12 |
| 6/21 | IND | L | 37 | 6 | 1 | 6 | 0 | 5 | 5 | 0 | 2 | 0 | 1 | 0 | 19 |
| 6/23 | CONN | W | 29 | 5 | 2 | 0 | 0 | 9 | 9 | 2 | 5 | 2 | 6 | 0 | 12 |
| 6/26 | WAS | L | 28 | 3 | 0 | 2 | 2 | 7 | 9 | 2 | 0 | 0 | 4 | 2 | 8 |
| 6/28 | SEA | L | 33 | 7 | 0 | 5 | 2 | 4 | 6 | 3 | 4 | 1 | 4 | 0 | 19 |
| 6/30 | LA | L | 31 | 7 | 3 | 6 | 0 | 5 | 5 | 0 | 3 | 1 | 1 | 0 | 23 |
| 7/2 | LV | L | 30 | 3 | 0 | 5 | 0 | 4 | 4 | 3 | 5 | 3 | 5 | 0 | 11 |
| 7/7 | DAL | W | 31 | 4 | 2 | 0 | 0 | 5 | 5 | 4 | 3 | 0 | 2 | 0 | 10 |
| 7/10 | MIN | L | 30 | 4 | 0 | 5 | 2 | 7 | 9 | 4 | 1 | 1 | 2 | 1 | 13 |
| 7/12 | NY | W | 22 | 7 | 0 | 2 | 0 | 6 | 6 | 2 | 2 | 2 | 1 | 1 | 16 |
| 7/14 | DAL | W | 29 | 7 | 5 | 7 | 0 | 2 | 2 | 1 | 3 | 3 | 1 | 0 | 26 |
| 7/17 | ATL | W | 32 | 5 | 2 | 10 | 2 | 6 | 8 | 4 | 4 | 1 | 3 | 1 | 22 |
| 7/21 | IND | W | 31 | 5 | 1 | 2 | 2 | 5 | 7 | 6 | 1 | 1 | 1 | 0 | 13 |
| 7/30 | CONN | L | 29 | 3 | 1 | 3 | 0 | 3 | 3 | 2 | 4 | 3 | 4 | 0 | 10 |
| 8/3 | ATL | W | 28 | 5 | 1 | 1 | 0 | 12 | 12 | 6 | 3 | 2 | 5 | 0 | 12 |
| 8/7 | NY | W | 33 | 6 | 1 | 3 | 0 | 3 | 3 | 2 | 2 | 1 | 0 | 0 | 16 |
| 8/9 | LV | W | 28 | 3 | 0 | 10 | 2 | 5 | 7 | 0 | 1 | 1 | 2 | 0 | 16 |
| 8/11 | LA | L | 31 | 5 | 1 | 5 | 1 | 5 | 6 | 1 | 4 | 1 | 2 | 1 | 16 |
| 8/16 | LA | W | 28 | 2 | 1 | 6 | 1 | 5 | 6 | 1 | 4 | 2 | 2 | 1 | 11 |
| 8/18 | LV | L | 31 | 8 | 5 | 7 | 0 | 3 | 3 | 1 | 3 | 0 | 1 | 0 | 28 |
| 8/20 | ATL | W | 33 | 7 | 0 | 3 | 1 | 3 | 4 | 4 | 3 | 1 | 2 | 2 | 17 |
| 8/23 | WAS | W | 32 | 9 | 3 | 1 | 2 | 2 | 4 | 2 | 0 | 1 | 3 | 0 | 22 |
| 8/25 | PHX | W | 33 | 7 | 1 | 3 | 0 | 5 | 5 | 2 | 5 | 1 | 3 | 1 | 18 |
| 8/27 | MIN | L | 32 | 7 | 3 | 2 | 0 | 4 | 4 | 5 | 4 | 0 | 2 | 0 | 19 |
| 8/29 | DAL | L | 31 | 6 | 0 | 5 | 1 | 4 | 5 | 4 | 4 | 2 | 3 | 1 | 17 |
| 9/1 | PHX | W | 27 | 7 | 0 | 1 | 2 | 4 | 6 | 0 | 2 | 2 | 2 | 0 | 15 |
| 9/6 | CONN | | | | | | | | | | | | | | |
| 9/8 | WAS | | | | | | | | | | | | | | |

2019 SEASON AVERAGES

| G | GS | PPG | RPG | APG | SPG | TOPG | BPG | MPG | FG% | 3FG% | FT% |
|----|----|------|-----|-----|-----|------|-----|------|------|------|------|
| 32 | 32 | 15.8 | 5.6 | 2.4 | 1.2 | 2.1 | 0.4 | 30.0 | 39.5 | 32.0 | 83.5 |

2018 SEASON AVERAGES

| G | GS | PPG | RPG | APG | SPG | TOPG | BPG | MPG | FG% | 3FG% | FT% |
|----|----|------|-----|-----|-----|------|-----|------|------|------|------|
| 34 | 33 | 14.4 | 4.9 | 2.2 | 1.0 | 2.0 | 0.2 | 28.5 | 42.5 | 32.8 | 83.6 |

Diamond DeShields (born March 5, 1995) is a guard for the Chicago Sky.

CAREER HIGHLIGHTS:

- Drafted third overall in 2018 by the Chicago Sky
- WNBA All-Rookie team in 2018
- WNBA All-Star in 2019
- WNBA All-Star Weekend Skills Challenge champion in 2019

2018 HIGHLIGHTS (CHICAGO):

- Finished her first season ranking second on the team in points, averaging 14.4 per game.

- In DeShields' rookie year, she started in 33 out of 34 games played.

- Ranked second on the team in rebounds at 4.9.

INTERNATIONAL HIGHLIGHTS:

2017-2018: In 2017 Diamond DeShields took her career overseas ending up in Turkey. DeShields played 22 games, averaging 16.9 points per game, with a free-throw percentage of 80.6%, an average higher than her college career.

COLLEGE HIGHLIGHTS:

2016-2017: In her second year at Tennessee, DeShields averaged 17.4 points per game, scoring 504 points in her total 29 games played.

2015-2016: In her first year at Tennessee, DeShields averaged 5.2 rebounds per game, with an average of 14.3 points per game.

2013-2014: In her first year at UNC, DeShields averaged 18.0 points per game, shooting 42.6% from the field and 77.6% from the line.

2

Kahleah Copper

G/F

6-1

155

08/28/94

Rutgers

4th Season



| 2019 Season Highs | | Date |
|-------------------|--------------------------|-----------------------|
| PTS | 16 vs. DAL | 7/7/19 |
| FGM | 5, 2x (vs. DAL, vs. ATL) | 7/17/19 (most recent) |
| FGA | 10, 3x | 9/1/19 (most recent) |
| 3FGM | 2, 3x | 7/2/19 |
| 3FGA | 4 at LA | 6/30/19 |
| FTM | 7 at IND | 6/15/19 |
| FTA | 8 at IND | 6/15/19 |
| OR | 2, 2x (at CON, vs. PHO) | 9/1/19 (most recent) |
| DR | 5 at MIN | 5/29/19 |
| TR | 6 vs. PHO | 9/1/19 |
| AST | 4 at ATL | 8/3/19 |
| STL | 2 at LA | 8/11/19 |
| BLK | 2 vs. MIN | 7/10/19 |
| MIN | 23 vs. DAL | 7/7/19 |

2019 GAME-BY-GAME STATISTICS

| Date | OPP | W/L | MIN | FG | 3FG | FT | OR | DR | TR | AST | PF | STL | TO | BS | PTS |
|------|------|-----|-----|----|-----|----|----|----|----|-----|----|-----|----|----|-----|
| 5/29 | MIN | L | 18 | 4 | 0 | 3 | 0 | 5 | 5 | 0 | 3 | 1 | 3 | 0 | 11 |
| 6/1 | SEA | W | 11 | 2 | 0 | 0 | 0 | 3 | 3 | 1 | 1 | 0 | 0 | 0 | 4 |
| 6/5 | WAS | L | 12 | 2 | 0 | 0 | 0 | 0 | 0 | 0 | 3 | 1 | 1 | 0 | 4 |
| 6/9 | SEA | W | 18 | 3 | 1 | 2 | 1 | 3 | 4 | 3 | 2 | 0 | 2 | 0 | 9 |
| 6/11 | PHX | W | 14 | 1 | 0 | 2 | 0 | 2 | 2 | 1 | 1 | 1 | 1 | 0 | 4 |
| 6/15 | IND | W | 13 | 0 | 0 | 7 | 0 | 3 | 3 | 0 | 1 | 1 | 1 | 0 | 7 |
| 6/19 | NY | W | 13 | 4 | 0 | 0 | 0 | 0 | 0 | 1 | 3 | 0 | 0 | 0 | 8 |
| 6/21 | IND | L | 10 | 1 | 0 | 0 | 0 | 1 | 1 | 0 | 1 | 0 | 0 | 0 | 2 |
| 6/23 | CONN | W | 17 | 2 | 2 | 0 | 0 | 0 | 0 | 1 | 2 | 1 | 1 | 0 | 6 |
| 6/26 | WAS | L | 13 | 2 | 0 | 0 | 0 | 3 | 3 | 0 | 1 | 0 | 1 | 0 | 4 |
| 6/28 | SEA | L | 21 | 4 | 0 | 1 | 1 | 1 | 2 | 1 | 3 | 0 | 0 | 0 | 9 |
| 6/30 | LA | L | 19 | 4 | 2 | 2 | 0 | 0 | 0 | 1 | 1 | 0 | 2 | 0 | 12 |
| 7/2 | LV | L | 14 | 3 | 2 | 3 | 0 | 1 | 1 | 0 | 1 | 0 | 1 | 0 | 11 |
| 7/7 | DAL | W | 23 | 5 | 1 | 5 | 1 | 1 | 2 | 1 | 1 | 1 | 3 | 0 | 16 |
| 7/10 | MIN | L | 22 | 3 | 1 | 2 | 0 | 3 | 3 | 3 | 1 | 0 | 0 | 2 | 9 |
| 7/12 | NY | W | 19 | 4 | 0 | 1 | 0 | 0 | 0 | 2 | 2 | 1 | 1 | 0 | 9 |
| 7/14 | DAL | W | 15 | 2 | 0 | 2 | 0 | 2 | 2 | 2 | 2 | 0 | 1 | 0 | 6 |
| 7/17 | ATL | W | 18 | 5 | 0 | 0 | 0 | 2 | 2 | 0 | 1 | 0 | 3 | 0 | 10 |
| 7/21 | IND | W | 14 | 1 | 0 | 1 | 0 | 1 | 1 | 0 | 0 | 0 | 4 | 0 | 3 |
| 7/30 | CONN | L | 16 | 2 | 1 | 0 | 2 | 0 | 2 | 3 | 1 | 0 | 4 | 0 | 5 |
| 8/3 | ATL | W | 15 | 2 | 1 | 0 | 0 | 2 | 2 | 4 | 3 | 0 | 0 | 0 | 5 |
| 8/7 | NY | W | 10 | 1 | 1 | 4 | 0 | 0 | 0 | 1 | 1 | 0 | 0 | 0 | 7 |
| 8/9 | LV | W | 19 | 1 | 0 | 5 | 1 | 3 | 4 | 1 | 3 | 0 | 1 | 0 | 7 |
| 8/11 | LA | L | 20 | 3 | 0 | 2 | 1 | 3 | 4 | 0 | 1 | 2 | 2 | 0 | 8 |
| 8/16 | LA | W | 13 | 1 | 1 | 0 | 0 | 0 | 0 | 0 | 2 | 0 | 2 | 1 | 3 |
| 8/18 | LV | L | 11 | 0 | 0 | 1 | 1 | 0 | 1 | 0 | 0 | 0 | 1 | 0 | 1 |
| 8/20 | ATL | W | 7 | 1 | 0 | 0 | 0 | 2 | 2 | 0 | 1 | 0 | 2 | 0 | 2 |
| 8/23 | WAS | W | 14 | 1 | 1 | 0 | 1 | 2 | 3 | 1 | 2 | 1 | 2 | 0 | 3 |
| 8/25 | PHX | W | 10 | 2 | 0 | 2 | 0 | 1 | 1 | 0 | 2 | 0 | 0 | 0 | 6 |
| 8/27 | MIN | L | 3 | 0 | 0 | 0 | 1 | 0 | 1 | 0 | 0 | 0 | 0 | 0 | 0 |
| 8/29 | DAL | L | 10 | 1 | 0 | 2 | 0 | 0 | 0 | 0 | 2 | 1 | 1 | 0 | 4 |
| 9/1 | PHX | W | 19 | 4 | 1 | 2 | 2 | 4 | 6 | 1 | 2 | 0 | 0 | 0 | 11 |
| 9/6 | CONN | | | | | | | | | | | | | | |
| 9/8 | WAS | | | | | | | | | | | | | | |

2019 SEASON AVERAGES

| G | GS | PPG | RPG | APG | SPG | TOPG | BPG | MPG | FG% | 3FG% | FT% |
|----|----|-----|-----|-----|-----|------|-----|------|------|------|------|
| 32 | 0 | 6.4 | 1.9 | 0.9 | 0.3 | 1.2 | 0.0 | 14.8 | 37.6 | 31.3 | 75.4 |

2018 SEASON AVERAGES

| G | GS | PPG | RPG | APG | SPG | TOPG | BPG | MPG | FG% | 3FG% | FT% |
|----|----|-----|-----|-----|-----|------|-----|------|------|------|------|
| 33 | 2 | 7.1 | 2.2 | 0.6 | 0.3 | 0.9 | 0.1 | 15.9 | 39.7 | 37.5 | 87.5 |

Kahleah Copper (born August 28, 1994) is a guard-forward for the Chicago Sky.

CAREER HIGHLIGHTS:

-Drafted seventh overall by the Washington Mystics in 2016

2018 HIGHLIGHTS (CHICAGO):

-Missed only one game all season.
 -Scored a career-high 23 points against Dallas on July 20.
 -Averaged career highs in 3-pointers made and attempted.
 -Averaged career highs in offensive and defensive rebounds per game.

2017 HIGHLIGHTS (CHICAGO):

-One of only two Sky players to play all 34 games in the season.
 -Made a career-high 10 field goals on September 1 against Minnesota.
 -Recorded less than one turnover per game, a career-low average.

2016 HIGHLIGHTS (CHICAGO):

-Started in 3 out of 30 games played.
 -Ranked ninth on team in scoring with 6.2 points per game.
 -Ranked fourth on team in rebounds with 3.1 per game.
 -Finished the season first overall in three point field goal percentage (.467) and sixth overall in field goal percentage (.471).

COLLEGE HIGHLIGHTS:

-Ranked No. 3 on Rutgers' career points chart behind only future WNBA stars Cappie Pondexter and Sue Wicks.
 -Fourth Scarlet Knight woman to top 1,800 career points.

2015-16: In her final season at Rutgers, Copper was selected for the All-Big Ten First Team by coaches and media members, and was named one of 20 on the Drysdale Award Watch List as nation's top player.

2014-15: For the second straight season, Copper was the Rutgers' leading scorer and was voted onto the Second Team All-Big Ten.

2013-14: Copper was named WNIT's Most Valuable Player and First Team All-American Athletic Conference.

2012-13: In her first year at Rutgers, Copper was named to BIG EAST All-Freshman Team. A McDonald's All-America prep player at Philadelphia's Prep Charter, she chose Rutgers in order to be closer to mom, Leticia, who was undergoing treatment for breast cancer.

7

Jantel Lavender

F/C

6-4

185

11/12/88

Ohio State

9th Season



| 2019 Season Highs | | Date |
|-------------------|--------------------------|---------|
| PTS | 20, 2x (vs. DAL, vs. NY) | 8/7/19 |
| FGM | 8, 2x (vs. NY, vs. DAL) | 7/12/19 |
| FGA | 14, 2x (vs. NY, vs. NY) | 8/7/19 |
| 3FGM | 2 at DAL | 7/14/19 |
| 3FGA | 4 at DAL | 7/14/19 |
| FTM | 6 vs. NY | 8/7/19 |
| FTA | 7 vs. NY | 8/7/19 |
| OR | 5 vs. NY | 8/7/19 |
| DR | 11 vs. CONN | 6/23/19 |
| TR | 13 vs. CONN | 6/23/19 |
| AST | 4 vs. NY | 8/7/19 |
| STL | 2 vs. SEA | 6/1/19 |
| BLK | 3, 2x (at IND, at NY) | 6/19/19 |
| MIN | 37 vs. DAL | 7/7/19 |

2019 GAME-BY-GAME STATISTICS

| Date | OPP | W/L | MIN | FG | 3FG | FT | OR | DR | TR | AST | PF | STL | TO | BS | PTS |
|------|------|-----|-----|----|-----|----|----|----|----|-----|----|-----|----|----|-----|
| 5/29 | MIN | L | 22 | 4 | 0 | 2 | 1 | 2 | 3 | 1 | 3 | 1 | 1 | 0 | 10 |
| 6/1 | SEA | W | 32 | 4 | 0 | 0 | 3 | 4 | 7 | 3 | 1 | 2 | 4 | 0 | 8 |
| 6/5 | WAS | L | 29 | 7 | 1 | 0 | 1 | 4 | 5 | 1 | 0 | 0 | 2 | 0 | 15 |
| 6/9 | SEA | W | 24 | 2 | 0 | 2 | 2 | 5 | 7 | 2 | 1 | 0 | 1 | 0 | 6 |
| 6/11 | PHX | W | 22 | 1 | 0 | 0 | 2 | 2 | 4 | 0 | 4 | 0 | 2 | 0 | 2 |
| 6/15 | IND | W | 33 | 3 | 0 | 0 | 2 | 5 | 7 | 2 | 2 | 1 | 0 | 3 | 6 |
| 6/19 | NY | W | 25 | 4 | 0 | 0 | 2 | 5 | 7 | 1 | 0 | 0 | 2 | 3 | 8 |
| 6/21 | IND | L | 27 | 4 | 0 | 0 | 2 | 5 | 7 | 0 | 3 | 0 | 2 | 0 | 8 |
| 6/23 | CONN | W | 31 | 4 | 0 | 0 | 2 | 11 | 13 | 2 | 1 | 0 | 0 | 1 | 8 |
| 6/26 | WAS | L | 28 | 2 | 0 | 2 | 4 | 3 | 7 | 1 | 2 | 0 | 2 | 1 | 6 |
| 6/28 | SEA | L | 32 | 6 | 1 | 0 | 2 | 8 | 10 | 0 | 1 | 0 | 2 | 1 | 13 |
| 6/30 | LA | L | 22 | 3 | 0 | 0 | 2 | 1 | 3 | 0 | 1 | 0 | 0 | 1 | 6 |
| 7/2 | LV | L | 25 | 6 | 0 | 0 | 2 | 4 | 6 | 0 | 1 | 1 | 2 | 0 | 12 |
| 7/7 | DAL | W | 37 | 8 | 1 | 3 | 1 | 9 | 10 | 1 | 2 | 0 | 1 | 0 | 20 |
| 7/10 | MIN | L | 17 | 2 | 0 | 0 | 0 | 6 | 6 | 1 | 1 | 0 | 1 | 1 | 4 |
| 7/12 | NY | W | 25 | 8 | 0 | 1 | 3 | 4 | 7 | 1 | 1 | 0 | 3 | 0 | 17 |
| 7/14 | DAL | W | 31 | 7 | 2 | 0 | 1 | 6 | 7 | 3 | 2 | 0 | 1 | 1 | 16 |
| 7/17 | ATL | W | 24 | 4 | 0 | 0 | 1 | 4 | 5 | 1 | 2 | 0 | 2 | 1 | 8 |
| 7/21 | IND | W | 29 | 4 | 0 | 0 | 3 | 8 | 11 | 1 | 1 | 0 | 1 | 0 | 8 |
| 7/30 | CONN | L | 32 | 4 | 0 | 1 | 3 | 4 | 7 | 0 | 2 | 1 | 0 | 0 | 9 |
| 8/3 | ATL | W | 17 | 3 | 0 | 2 | 1 | 2 | 3 | 1 | 2 | 0 | 2 | 0 | 8 |
| 8/7 | NY | W | 32 | 7 | 0 | 6 | 5 | 5 | 10 | 4 | 0 | 0 | 1 | 0 | 20 |
| 8/9 | LV | W | 22 | 6 | 1 | 0 | 1 | 5 | 6 | 0 | 1 | 1 | 0 | 0 | 13 |
| 8/11 | LA | L | 0 | 0 | 0 | 0 | 0 | 0 | 0 | 0 | 0 | 0 | 0 | 0 | 0 |
| 8/16 | LA | W | 0 | 0 | 0 | 0 | 0 | 0 | 0 | 0 | 0 | 0 | 0 | 0 | 0 |
| 8/18 | LV | L | 0 | 0 | 0 | 0 | 0 | 0 | 0 | 0 | 0 | 0 | 0 | 0 | 0 |
| 8/20 | ATL | W | 0 | 0 | 0 | 0 | 0 | 0 | 0 | 0 | 0 | 0 | 0 | 0 | 0 |
| 8/23 | WAS | W | 0 | 0 | 0 | 0 | 0 | 0 | 0 | 0 | 0 | 0 | 0 | 0 | 0 |
| 8/25 | PHX | W | 0 | 0 | 0 | 0 | 0 | 0 | 0 | 0 | 0 | 0 | 0 | 0 | 0 |
| 8/27 | MIN | L | 0 | 0 | 0 | 0 | 0 | 0 | 0 | 0 | 0 | 0 | 0 | 0 | 0 |
| 8/29 | DAL | L | 0 | 0 | 0 | 0 | 0 | 0 | 0 | 0 | 0 | 0 | 0 | 0 | 0 |
| 9/1 | PHX | W | 0 | 0 | 0 | 0 | 0 | 0 | 0 | 0 | 0 | 0 | 0 | 0 | 0 |
| 9/6 | CONN | | | | | | | | | | | | | | |
| 9/8 | WAS | | | | | | | | | | | | | | |

2019 SEASON AVERAGES

| G | GS | PPG | RPG | APG | SPG | TOPG | BPG | MPG | FG% | 3FG% | FT% |
|----|----|------|-----|-----|-----|------|-----|------|------|------|------|
| 23 | 22 | 10.0 | 6.9 | 1.1 | 0.3 | 1.3 | 0.5 | 26.9 | 49.0 | 22.2 | 90.5 |

2018 SEASON AVERAGES (Los Angeles Sparks)

| G | GS | PPG | RPG | APG | SPG | TOPG | BPG | MPG | FG% | 3FG% | FT% |
|----|----|-----|-----|-----|-----|------|-----|------|------|------|------|
| 30 | 7 | 5.2 | 3.7 | 0.7 | 0.4 | 1.0 | 0.2 | 17.0 | 42.8 | 18.8 | 90.0 |

Jantel Lavender (born November 12, 1988) is a forward for the Chicago Sky.

CAREER HIGHLIGHTS:

- WNBA champion with the Los Angeles Sparks in 2016
- WNBA Sixth Woman of the Year in 2016
- WNBA All-Star as an injury replacement player in 2015

2018 HIGHLIGHTS (LOS ANGELES):

- Played in 30 games and started seven during the regular season.
- Scored season-high 23 points against the Indiana Fever on July 20.

2017 HIGHLIGHTS (LOS ANGELES):

- Played 32 games off the bench.
- Ranked fifth amongst teammates in points.
- Scored in double figures nine times.
- Scored a season-high 18 points against San Antonio on July 28.

2016 HIGHLIGHTS (LOS ANGELES):

- Played in all 34 games as a reserve.
- Ranked 10 in league field goal percentage.
- Ranked fourth in team scoring.
- Tied career high points with 25 against Connecticut on July 15.

2015 HIGHLIGHTS (LOS ANGELES):

- Only Sparks player to play and start in all 34 regular season games.
- Recorded 12 double-doubles, tied for the most in the 2015 season.
- Ranked in top-five of league leaders for minutes per game, total rebounds and rebounds per game, and field goal percentage.
- three starts.

| | | | | | |
|---------------------|------|-----|----------|--------|-------------|
| C H I C A G O S K Y | | | | | |
| 14 Allie Quigley | | | | | |
| G | 5-10 | 140 | 06/20/86 | DePaul | 11th Season |



| 2019 Season Highs | | Date |
|-------------------|-------------------------|-----------------------|
| PTS | 26 vs. LA | 8/16/19 |
| FGM | 11 vs. SEA | 6/1/19 |
| FGA | 17, 2x (vs. SEA, at LA) | 8/11/19 (most recent) |
| 3FGM | 6 vs. MIN | 7/10/19 |
| 3FGA | 13 vs. MIN | 7/10/19 |
| FTM | 6 at CON | 7/30/19 |
| FTA | 7 at CON | 7/30/19 |
| OR | 2, 3x | 8/16/19 (most recent) |
| DR | 6, 2x (at LV, at DAL) | 7/14/19 (most recent) |
| TR | 6, 3x | 7/14/19 (most recent) |
| AST | 8 at LV | 7/2/19 |
| STL | 3 at LA | 8/11/19 |
| BLK | 2 at LA | 6/30/19 |
| MIN | 37 vs. WAS | 6/26/19 |

| 2019 GAME-BY-GAME STATISTICS | | | | | | | | | | | | | | | | |
|------------------------------|------|-----|-----|----|-----|----|----|----|----|-----|----|-----|----|----|-----|--|
| Date | OPP | W/L | MIN | FG | 3FG | FT | OR | DR | TR | AST | PF | STL | TO | BS | PTS | |
| 5/29 | MIN | L | 26 | 4 | 2 | 0 | 0 | 1 | 1 | 1 | 3 | 1 | 0 | 0 | 10 | |
| 6/1 | SEA | W | 30 | 11 | 3 | 0 | 0 | 1 | 1 | 4 | 1 | 1 | 2 | 1 | 25 | |
| 6/5 | WAS | L | 25 | 0 | 0 | 0 | 1 | 4 | 5 | 3 | 1 | 1 | 0 | 0 | 0 | |
| 6/9 | SEA | W | 27 | 1 | 1 | 1 | 0 | 0 | 0 | 1 | 1 | 0 | 2 | 0 | 4 | |
| 6/11 | PHX | W | 30 | 3 | 2 | 0 | 2 | 4 | 6 | 3 | 1 | 0 | 1 | 0 | 8 | |
| 6/15 | IND | W | 35 | 6 | 4 | 2 | 2 | 1 | 3 | 2 | 3 | 0 | 0 | 0 | 18 | |
| 6/19 | NY | W | 31 | 4 | 3 | 2 | 0 | 3 | 3 | 1 | 1 | 1 | 4 | 0 | 13 | |
| 6/21 | IND | L | 30 | 4 | 2 | 0 | 0 | 2 | 2 | 4 | 2 | 1 | 1 | 1 | 10 | |
| 6/23 | CONN | W | 31 | 6 | 2 | 0 | 0 | 5 | 5 | 3 | 3 | 1 | 1 | 0 | 14 | |
| 6/26 | WAS | L | 37 | 8 | 4 | 1 | 0 | 3 | 3 | 5 | 2 | 2 | 0 | 0 | 21 | |
| 6/28 | SEA | L | 27 | 4 | 3 | 0 | 1 | 1 | 2 | 3 | 0 | 1 | 0 | 0 | 11 | |
| 6/30 | LA | L | 25 | 3 | 3 | 1 | 0 | 5 | 5 | 2 | 1 | 0 | 2 | 2 | 10 | |
| 7/2 | LV | L | 31 | 7 | 3 | 1 | 0 | 6 | 6 | 8 | 1 | 1 | 3 | 0 | 18 | |
| 7/7 | DAL | W | 23 | 2 | 2 | 2 | 0 | 0 | 0 | 1 | 0 | 1 | 0 | 0 | 8 | |
| 7/10 | MIN | L | 35 | 8 | 6 | 2 | 1 | 3 | 4 | 1 | 2 | 2 | 2 | 0 | 24 | |
| 7/12 | NY | W | 23 | 5 | 3 | 1 | 0 | 4 | 4 | 7 | 2 | 1 | 0 | 0 | 14 | |
| 7/14 | DAL | W | 32 | 4 | 2 | 2 | 0 | 6 | 6 | 6 | 3 | 0 | 1 | 0 | 12 | |
| 7/17 | ATL | W | 20 | 4 | 2 | 0 | 0 | 3 | 3 | 0 | 1 | 1 | 3 | 0 | 10 | |
| 7/21 | IND | W | 32 | 7 | 4 | 1 | 0 | 4 | 4 | 1 | 4 | 0 | 4 | 0 | 19 | |
| 7/30 | CONN | L | 27 | 7 | 4 | 6 | 0 | 2 | 2 | 1 | 0 | 0 | 1 | 0 | 24 | |
| 8/3 | ATL | W | 21 | 3 | 1 | 1 | 0 | 2 | 2 | 2 | 0 | 0 | 0 | 1 | 8 | |
| 8/7 | NY | W | 31 | 8 | 3 | 3 | 0 | 3 | 3 | 2 | 0 | 2 | 2 | 0 | 22 | |
| 8/9 | LV | W | 29 | 1 | 0 | 2 | 1 | 3 | 4 | 3 | 1 | 1 | 2 | 1 | 4 | |
| 8/11 | LA | L | 26 | 8 | 3 | 1 | 0 | 0 | 0 | 2 | 3 | 3 | 4 | 0 | 20 | |
| 8/16 | LA | W | 33 | 9 | 4 | 4 | 2 | 3 | 5 | 0 | 2 | 1 | 3 | 0 | 26 | |
| 8/18 | LV | L | 29 | 4 | 1 | 1 | 1 | 4 | 5 | 1 | 4 | 0 | 1 | 0 | 10 | |
| 8/20 | ATL | W | 33 | 6 | 1 | 3 | 0 | 0 | 0 | 4 | 3 | 1 | 1 | 1 | 16 | |
| 8/23 | WAS | W | 28 | 1 | 1 | 0 | 0 | 5 | 5 | 1 | 4 | 1 | 1 | 0 | 2 | |
| 8/25 | PHX | W | 31 | 8 | 3 | 5 | 1 | 0 | 1 | 1 | 1 | 2 | 0 | 0 | 24 | |
| 8/27 | MIN | L | 31 | 6 | 2 | 0 | 0 | 2 | 2 | 2 | 4 | 1 | 2 | 0 | 14 | |
| 8/29 | DAL | L | 32 | 5 | 2 | 4 | 1 | 3 | 4 | 3 | 3 | 0 | 1 | 0 | 16 | |
| 9/1 | PHX | W | 25 | 5 | 1 | 1 | 0 | 1 | 1 | 4 | 0 | 0 | 1 | 0 | 12 | |
| 9/6 | CONN | | | | | | | | | | | | | | | |
| 9/8 | WAS | | | | | | | | | | | | | | | |

| 2019 SEASON AVERAGES | | | | | | | | | | | |
|----------------------|----|------|-----|-----|-----|------|-----|------|------|------|------|
| G | GS | PPG | RPG | APG | SPG | TOPG | BPG | MPG | FG% | 3FG% | FT% |
| 32 | 32 | 14.0 | 3.0 | 2.6 | 0.8 | 1.4 | 0.2 | 29.0 | 48.8 | 43.7 | 87.0 |

| 2018 SEASON AVERAGES | | | | | | | | | | | |
|----------------------|----|------|-----|-----|-----|------|-----|------|------|------|------|
| G | GS | PPG | RPG | APG | SPG | TOPG | BPG | MPG | FG% | 3FG% | FT% |
| 32 | 32 | 15.4 | 2.4 | 2.5 | 0.6 | 2.0 | 0.3 | 29.7 | 46.6 | 42.0 | 85.7 |

Allie Quigley (born June 20, 1986) is a guard for the Chicago Sky.

CAREER HIGHLIGHTS:
 -WNBA Sixth Woman of the Year in 2014 and 2015
 -WNBA All-Star in 2017, 2018, and 2019
 -WNBA Three-Point Shootout Champion in 2017 and 2018

2018 HIGHLIGHTS (CHICAGO):
 -Ranked second among teammates in minutes per game.
 -Led Sky in points per game with 15.4.
 -Led team in 3-pointers made, attempted, and 3-point percentage.
 -Matched career high in rebounds with seven against Connecticut on August 12.

2017 HIGHLIGHTS (CHICAGO):
 -Her 16.4 points per game lead the Sky in scoring.
 -Led team in 3-pointers attempted and made per game.
 -Started all 31 games she played in the season.
 -Dished a career-high nine assists on August 10 against San Antonio.

2016 HIGHLIGHTS (CHICAGO):
 -Played all 34 games.
 -Scored season-high 29 points against New York.
 -Recorded season high in assists against Seattle with six.

2015 HIGHLIGHTS (CHICAGO):
 -Ranked fourth amongst team with 11.1 points per game.
 -Scored 10-plus points in 18 games.

2014 HIGHLIGHTS (CHICAGO):
 -Made first career start on July 10.
 -Named WNBA Eastern Conference Player of the Week.
 -Scored 10-plus points 21 times, the most of any player on the Sky.

2013 HIGHLIGHTS (CHICAGO):
 -Played all 34 games during the regular season.

COLLEGE HIGHLIGHTS:
 -One of four players in DePaul history to score over 2,000 in her career.
 -Averaged a team-leading 19.4 points per game as a senior.
 -Named to the 2008 All-Big East team.

15

Gabby Williams

F

5-11

172

09/09/96

Connecticut

2nd Season



| 2019 Season Highs | | Date |
|-------------------|--------------------------|-----------------------|
| PTS | 12, 2x (at WAS, vs. MIN) | 7/10/19 |
| FGM | 6 vs. MIN | 7/10/19 |
| FGA | 12, 2x (at MIN, vs. MIN) | 7/10/19 |
| 3FGM | 1, 4x | 7/17/19 (most recent) |
| 3FGA | 3, 5x | 8/9/19 (most recent) |
| FTM | 5 vs. NY | 8/7/19 |
| FTA | 6 vs. NY | 8/7/19 |
| OR | 3 at WAS | 6/5/19 |
| DR | 5, 2x (at LA, at MIN) | 8/27/19 (most recent) |
| TR | 6 at MIN | 8/27/19 |
| AST | 6 at LA | 8/11/19 |
| STL | 3 vs. IND | 6/21/19 |
| BLK | 1, 5x | 8/9/19 (most recent) |
| MIN | 36 at LA | 8/11/19 |

2019 GAME-BY-GAME STATISTICS

| Date | OPP | W/L | MIN | FG | 3FG | FT | OR | DR | TR | AST | PF | STL | TO | BS | PTS |
|------|------|-----|-----|----|-----|----|----|----|----|-----|----|-----|----|----|-----|
| 5/29 | MIN | L | 25 | 5 | 1 | 0 | 1 | 1 | 2 | 4 | 1 | 1 | 2 | 0 | 11 |
| 6/1 | SEA | W | 9 | 0 | 0 | 0 | 0 | 3 | 3 | 2 | 0 | 0 | 0 | 0 | 0 |
| 6/5 | WAS | L | 17 | 5 | 0 | 2 | 3 | 1 | 4 | 1 | 1 | 1 | 1 | 0 | 12 |
| 6/9 | SEA | W | 18 | 2 | 0 | 1 | 0 | 1 | 1 | 2 | 0 | 1 | 1 | 0 | 5 |
| 6/11 | PHX | W | 23 | 3 | 0 | 4 | 1 | 4 | 5 | 2 | 3 | 0 | 3 | 0 | 10 |
| 6/15 | IND | W | 8 | 0 | 0 | 1 | 0 | 1 | 1 | 0 | 0 | 0 | 2 | 0 | 1 |
| 6/19 | NY | W | 12 | 3 | 0 | 0 | 0 | 0 | 0 | 2 | 2 | 0 | 0 | 1 | 6 |
| 6/21 | IND | L | 13 | 3 | 1 | 0 | 0 | 0 | 0 | 0 | 3 | 3 | 2 | 0 | 7 |
| 6/23 | CONN | W | 21 | 3 | 0 | 0 | 0 | 1 | 1 | 5 | 2 | 1 | 2 | 0 | 6 |
| 6/26 | WAS | L | 16 | 4 | 0 | 0 | 0 | 3 | 3 | 1 | 0 | 0 | 2 | 0 | 8 |
| 6/28 | SEA | L | 13 | 3 | 0 | 3 | 0 | 1 | 1 | 1 | 3 | 2 | 1 | 1 | 9 |
| 6/30 | LA | L | 1 | 0 | 0 | 0 | 0 | 1 | 1 | 1 | 0 | 1 | 1 | 0 | 2 |
| 7/2 | LV | L | 12 | 3 | 1 | 0 | 0 | 0 | 0 | 0 | 1 | 0 | 1 | 0 | 7 |
| 7/7 | DAL | W | 16 | 1 | 0 | 2 | 1 | 2 | 3 | 4 | 1 | 0 | 2 | 1 | 4 |
| 7/10 | MIN | L | 26 | 6 | 0 | 0 | 1 | 3 | 4 | 5 | 2 | 0 | 3 | 1 | 12 |
| 7/12 | NY | W | 18 | 2 | 0 | 1 | 0 | 4 | 4 | 3 | 1 | 0 | 0 | 0 | 5 |
| 7/14 | DAL | W | 16 | 2 | 0 | 1 | 1 | 1 | 2 | 4 | 1 | 0 | 1 | 0 | 5 |
| 7/17 | ATL | W | 12 | 2 | 1 | 0 | 0 | 1 | 1 | 1 | 1 | 0 | 1 | 0 | 5 |
| 7/21 | IND | W | 9 | 0 | 0 | 0 | 0 | 1 | 1 | 0 | 1 | 0 | 3 | 0 | 0 |
| 7/30 | CONN | L | 0 | 0 | 0 | 0 | 0 | 0 | 0 | 0 | 0 | 0 | 0 | 0 | 0 |
| 8/3 | ATL | W | 13 | 3 | 1 | 0 | 0 | 1 | 1 | 2 | 1 | 1 | 4 | 0 | 7 |
| 8/7 | NY | W | 9 | 0 | 0 | 5 | 0 | 1 | 1 | 0 | 0 | 0 | 1 | 0 | 5 |
| 8/9 | LV | W | 14 | 2 | 0 | 1 | 0 | 0 | 0 | 2 | 3 | 2 | 2 | 1 | 5 |
| 8/11 | LA | L | 36 | 3 | 0 | 0 | 0 | 5 | 5 | 6 | 3 | 2 | 5 | 0 | 6 |
| 8/16 | LA | W | 13 | 1 | 0 | 0 | 1 | 2 | 3 | 3 | 1 | 1 | 0 | 0 | 2 |
| 8/18 | LV | L | 18 | 2 | 0 | 4 | 0 | 3 | 3 | 2 | 2 | 1 | 1 | 0 | 8 |
| 8/20 | ATL | W | 11 | 1 | 0 | 0 | 0 | 1 | 1 | 1 | 1 | 0 | 1 | 0 | 1 |
| 8/23 | WAS | W | 14 | 2 | 0 | 0 | 1 | 2 | 3 | 3 | 0 | 1 | 1 | 0 | 4 |
| 8/25 | PHX | W | 11 | 1 | 0 | 0 | 0 | 0 | 0 | 0 | 1 | 1 | 2 | 0 | 2 |
| 8/27 | MIN | L | 17 | 1 | 0 | 1 | 1 | 5 | 6 | 3 | 1 | 0 | 2 | 0 | 3 |
| 8/29 | DAL | L | 11 | 0 | 0 | 0 | 1 | 1 | 2 | 1 | 0 | 0 | 1 | 0 | 0 |
| 9/1 | PHX | W | 15 | 2 | 0 | 3 | 0 | 1 | 1 | 3 | 1 | 0 | 2 | 0 | 7 |
| 9/6 | CONN | | | | | | | | | | | | | | |
| 9/8 | WAS | | | | | | | | | | | | | | |

2019 SEASON AVERAGES

| G | GS | PPG | RPG | APG | SPG | TOPG | BPG | MPG | FG% | 3FG% | FT% |
|----|----|-----|-----|-----|-----|------|-----|------|------|------|------|
| 31 | 2 | 5.4 | 2.0 | 2.1 | 0.6 | 1.6 | 0.1 | 15.7 | 39.1 | 13.2 | 72.5 |

2018 SEASON AVERAGES

| G | GS | PPG | RPG | APG | SPG | TOPG | BPG | MPG | FG% | 3FG% | FT% |
|----|----|-----|-----|-----|-----|------|-----|------|------|------|------|
| 34 | 30 | 7.3 | 4.3 | 1.6 | 1.6 | 1.1 | 0.2 | 23.0 | 43.2 | 26.9 | 78.3 |

Gabby Williams (born September 9, 1996) is a forward for the Chicago Sky.

CAREER HIGHLIGHTS:

-Drafted fourth overall in the 2018 by the Chicago Sky

2018 HIGHLIGHTS WITH CHICAGO:

-Finished her first season averaging 7.3 points per game.
-Started in 30 out of 34 games played.

COLLEGE HIGHLIGHTS:

2017-2018: In her last season at the University of Connecticut, Williams averaged 5.3 assists per game, an average that was double her first two seasons at UConn. Williams averaged 11.1 points per game, with an average of 7.4 rebounds per game.

2016-2017: At UConn, Williams started in all of the 37 games played, averaging 14.3 points per game, ending the season third in point averages. Williams ended the season ranked sixth in the American Athletic conference for rebounds, averaging 8.4.

2015-2016: Williams finished the season, ranking third on the team in rebounds, averaging 5.7 per game. Williams scored in double-figures 19 of the 38 games she played.

2014-2015: Williams had a career-high 16 boards in only 22-minutes against SMU on January 11, 2015. Williams finished third on the team in rebounds, averaging 5.7 per game.

C

H

I

C

A

G

O

S

K

Y

21

Jamierra Faulkner

G

5-6

138

03/09/92

Southern Miss

5th Season



| 2019 Season Highs | | | Date |
|-------------------|--------------------------|--|-----------------------|
| PTS | 7 at ATL | | 8/3/19 |
| FGM | 3 at ATL | | 8/3/19 |
| FGA | 4, 2x (at ATL, vs. NY) | | 8/7/19 (most recent) |
| 3FGM | 1 at ATL | | 8/3/19 |
| 3FGA | 2, 2x (at ATL, vs. NY) | | 8/7/19 (most recent) |
| FTM | 1, 3x | | 8/20/19 (most recent) |
| FTA | 2, 3x | | 8/20/19 (most recent) |
| OR | 1, 2x (at CON, vs. NY) | | 8/7/19 (most recent) |
| DR | 1 vs. NY | | 7/12/19 |
| TR | 2 at CON | | 7/30/19 |
| AST | 5 at CON | | 7/30/19 |
| STL | 1, 2x (vs. ATL, vs. PHO) | | 9/1/19 (most recent) |
| BLK | | | |
| MIN | 11, 2x (at CON, at ATL) | | 8/3/19 (most recent) |

| 2019 GAME-BY-GAME STATISTICS | | | | | | | | | | | | | | | | |
|------------------------------|------|-----|-----|----|-----|----|----|----|----|-----|----|-----|----|----|-----|--|
| Date | OPP | W/L | MIN | FG | 3FG | FT | OR | DR | TR | AST | PF | STL | TO | BS | PTS | |
| 5/29 | MIN | L | 0 | 0 | 0 | 0 | 0 | 0 | 0 | 0 | 0 | 0 | 0 | 0 | 0 | |
| 6/1 | SEA | W | 0 | 0 | 0 | 0 | 0 | 0 | 0 | 0 | 0 | 0 | 0 | 0 | 0 | |
| 6/5 | WAS | L | 0 | 0 | 0 | 0 | 0 | 0 | 0 | 0 | 0 | 0 | 0 | 0 | 0 | |
| 6/9 | SEA | W | 0 | 0 | 0 | 0 | 0 | 0 | 0 | 0 | 0 | 0 | 0 | 0 | 0 | |
| 6/11 | PHX | W | 0 | 0 | 0 | 0 | 0 | 0 | 0 | 0 | 0 | 0 | 0 | 0 | 0 | |
| 6/15 | IND | W | 0 | 0 | 0 | 0 | 0 | 0 | 0 | 0 | 0 | 0 | 0 | 0 | 0 | |
| 6/19 | NY | W | 0 | 0 | 0 | 0 | 0 | 0 | 0 | 0 | 0 | 0 | 0 | 0 | 0 | |
| 6/21 | IND | L | 0 | 0 | 0 | 0 | 0 | 0 | 0 | 0 | 0 | 0 | 0 | 0 | 0 | |
| 6/23 | CONN | W | 0 | 0 | 0 | 0 | 0 | 0 | 0 | 0 | 0 | 0 | 0 | 0 | 0 | |
| 6/26 | WAS | L | 0 | 0 | 0 | 0 | 0 | 0 | 0 | 0 | 0 | 0 | 0 | 0 | 0 | |
| 6/28 | SEA | L | 0 | 0 | 0 | 0 | 0 | 0 | 0 | 0 | 0 | 0 | 0 | 0 | 0 | |
| 6/30 | LA | L | 0 | 0 | 0 | 0 | 0 | 0 | 0 | 0 | 0 | 0 | 0 | 0 | 0 | |
| 7/2 | LV | L | 0 | 0 | 0 | 0 | 0 | 0 | 0 | 0 | 0 | 0 | 0 | 0 | 0 | |
| 7/7 | DAL | W | 0 | 0 | 0 | 0 | 0 | 0 | 0 | 0 | 0 | 0 | 0 | 0 | 0 | |
| 7/10 | MIN | L | 0 | 0 | 0 | 0 | 0 | 0 | 0 | 0 | 0 | 0 | 0 | 0 | 0 | |
| 7/12 | NY | W | 7 | 1 | 0 | 0 | 0 | 1 | 1 | 1 | 1 | 0 | 3 | 0 | 2 | |
| 7/14 | DAL | W | 0 | 0 | 0 | 0 | 0 | 0 | 0 | 0 | 0 | 0 | 0 | 0 | 0 | |
| 7/17 | ATL | W | 5 | 0 | 0 | 1 | 0 | 0 | 0 | 1 | 0 | 1 | 0 | 0 | 1 | |
| 7/21 | IND | W | 2 | 0 | 0 | 0 | 0 | 0 | 0 | 0 | 0 | 0 | 0 | 0 | 0 | |
| 7/30 | CONN | L | 11 | 0 | 0 | 0 | 1 | 1 | 2 | 5 | 2 | 0 | 0 | 0 | 0 | |
| 8/3 | ATL | W | 11 | 3 | 1 | 0 | 0 | 0 | 0 | 2 | 0 | 0 | 1 | 0 | 7 | |
| 8/7 | NY | W | 5 | 1 | 0 | 0 | 1 | 0 | 1 | 0 | 0 | 0 | 0 | 0 | 2 | |
| 8/9 | LV | W | 0 | 0 | 0 | 0 | 0 | 0 | 0 | 0 | 0 | 0 | 0 | 0 | 0 | |
| 8/11 | LA | L | 0 | 0 | 0 | 0 | 0 | 0 | 0 | 0 | 0 | 0 | 0 | 0 | 0 | |
| 8/16 | LA | W | 0 | 0 | 0 | 0 | 0 | 0 | 0 | 0 | 0 | 0 | 0 | 0 | 0 | |
| 8/18 | LV | L | 7 | 0 | 0 | 1 | 0 | 0 | 0 | 0 | 0 | 0 | 0 | 0 | 1 | |
| 8/20 | ATL | W | 4 | 0 | 0 | 1 | 0 | 0 | 0 | 0 | 1 | 0 | 0 | 0 | 1 | |
| 8/23 | WAS | W | 0 | 0 | 0 | 0 | 0 | 0 | 0 | 0 | 0 | 0 | 0 | 0 | 0 | |
| 8/25 | PHX | W | 0 | 0 | 0 | 0 | 0 | 0 | 0 | 0 | 0 | 0 | 0 | 0 | 0 | |
| 8/27 | MIN | L | 0 | 0 | 0 | 0 | 0 | 0 | 0 | 0 | 0 | 0 | 0 | 0 | 0 | |
| 8/29 | DAL | L | 3 | 0 | 0 | 0 | 0 | 0 | 0 | 0 | 0 | 0 | 0 | 0 | 0 | |
| 9/1 | PHX | W | 8 | 0 | 0 | 0 | 0 | 0 | 0 | 0 | 1 | 1 | 0 | 0 | 0 | |
| 9/6 | CONN | | | | | | | | | | | | | | | |
| 9/8 | WAS | | | | | | | | | | | | | | | |

| 2019 SEASON AVERAGES | | | | | | | | | | | |
|----------------------|----|-----|-----|-----|-----|------|-----|-----|------|-------|------|
| G | GS | PPG | RPG | APG | SPG | TOPG | BPG | MPG | FG% | 3FG% | FT% |
| 11 | 0 | 1.3 | 0.4 | 0.8 | 0.1 | 0.3 | 0.0 | 5.7 | 33.3 | 14.34 | 50.0 |

| 2018 SEASON AVERAGES | | | | | | | | | | | |
|----------------------|----|-----|-----|-----|-----|------|-----|------|------|------|------|
| G | GS | PPG | RPG | APG | SPG | TOPG | BPG | MPG | FG% | 3FG% | FT% |
| 17 | 0 | 7.6 | 1.4 | 3.9 | 0.4 | 2.0 | 0.1 | 21.2 | 34.3 | 30.2 | 75.0 |

Jamierra Faulkner (born March 9, 1992) is a guard for the Chicago Sky.

2018 HIGHLIGHTS (CHICAGO):

- Played just 17 games before suffering a knee injury.
- Averaged a career high in field goals attempted.
- Career-high averages in 3-pointers made and attempted.

2016 HIGHLIGHTS (CHICAGO):

- One of only three players to play all 34 games, starting 14 of them.
- Ranked top-five among teammates in three-pointers made, attempted, and 3-point percentage.
- Ranked second on Sky in assists per game.
- Recorded career-high 11 assists against San Antonio on May 27 and matched it four months later against New York.

2015 HIGHLIGHTS (CHICAGO):

- Recorded career-high seven rebounds against Washington on July 15.
- Scored season-high 16 points in just 20 minutes on August 14.
- Notched a career-high six steals against Seattle on September 6.

2014 HIGHLIGHTS (CHICAGO):

- Became the first third-round pick in Sky history to start a game.
- Scored 27 points in first career WNBA start on June 1.
- Tallied 13 points in back-to-back games in July against Washington and Phoenix.

INTERNATIONAL HIGHLIGHTS:

- Led the Israel-1 league in scoring with 20.4 points per game during the 2015-16 season.
- Won consecutive Player of the Week awards during the 2015-16 season.

COLLEGE HIGHLIGHTS:

- Conference USA All-Conference First Team and All-Defensive Team selection.
- Became the first Southern Mississippi player to receive the C Spire Gillom Trophy.
- Set a Southern Mississippi single-game record and top single-game performance in the nation with 17 assists.

22

Courtney Vandersloot

G

5-8

145

02/08/89

Gonzaga

9th Season



| 2019 Season Highs | | Date |
|-------------------|--------------------------|-----------------------|
| PTS | 25 at NY | 6/19/19 |
| FGM | 9, 2x (at NY, at CON) | 7/30/19 (most recent) |
| FGA | 16 at IND | 6/15/19 |
| 3FGM | 3 vs. PHX | 6/11/19 |
| 3FGA | 6, 3x | 8/25/19 (most recent) |
| FTM | 6 vs. NY | 7/12/19 |
| FTA | 7 vs. NY | 7/12/19 |
| OR | 2, 4x | 8/25/19 (most recent) |
| DR | 8 vs. SEA | 6/1/19 |
| TR | 9 at PHO | 8/25/19 |
| AST | 14 vs. IND | 7/21/19 |
| STL | 3, 4x | 9/1/19 (most recent) |
| BLK | 3 vs. WAS | 6/26/19 |
| MIN | 34, 2x (vs. SEA, at IND) | 6/15/19 (most recent) |

2019 GAME-BY-GAME STATISTICS

| Date | OPP | W/L | MIN | FG | 3FG | FT | OR | DR | TR | AST | PF | STL | TO | BS | PTS |
|------|------|-----|-----|----|-----|----|----|----|----|-----|----|-----|----|----|-----|
| 5/29 | MIN | L | 29 | 3 | 0 | 0 | 2 | 2 | 4 | 8 | 1 | 3 | 4 | 0 | 6 |
| 6/1 | SEA | W | 34 | 3 | 1 | 3 | 0 | 8 | 8 | 11 | 2 | 2 | 5 | 0 | 10 |
| 6/5 | WAS | L | 27 | 2 | 1 | 0 | 0 | 2 | 2 | 8 | 0 | 1 | 4 | 0 | 5 |
| 6/9 | SEA | W | 30 | 4 | 2 | 1 | 0 | 7 | 7 | 7 | 3 | 2 | 5 | 0 | 11 |
| 6/11 | PHX | W | 31 | 7 | 3 | 0 | 0 | 4 | 4 | 8 | 2 | 1 | 4 | 1 | 17 |
| 6/15 | IND | W | 34 | 4 | 1 | 0 | 1 | 4 | 5 | 8 | 4 | 0 | 3 | 0 | 9 |
| 6/19 | NY | W | 32 | 9 | 2 | 5 | 1 | 7 | 8 | 6 | 1 | 2 | 2 | 0 | 25 |
| 6/21 | IND | L | 31 | 4 | 2 | 0 | 1 | 3 | 4 | 8 | 3 | 1 | 0 | 0 | 10 |
| 6/23 | CONN | W | 24 | 5 | 0 | 3 | 0 | 2 | 2 | 7 | 1 | 3 | 2 | 1 | 13 |
| 6/26 | WAS | L | 32 | 2 | 0 | 4 | 1 | 5 | 6 | 8 | 2 | 1 | 4 | 3 | 8 |
| 6/28 | SEA | L | 27 | 1 | 0 | 0 | 1 | 5 | 6 | 6 | 1 | 1 | 3 | 0 | 2 |
| 6/30 | LA | L | 22 | 2 | 2 | 0 | 0 | 0 | 0 | 7 | 2 | 0 | 4 | 0 | 6 |
| 7/2 | LV | L | 33 | 3 | 0 | 0 | 2 | 3 | 5 | 12 | 1 | 2 | 1 | 1 | 6 |
| 7/7 | DAL | W | 26 | 3 | 1 | 0 | 0 | 2 | 2 | 11 | 0 | 1 | 6 | 0 | 7 |
| 7/10 | MIN | L | 28 | 2 | 0 | 1 | 1 | 5 | 6 | 4 | 0 | 2 | 3 | 1 | 5 |
| 7/12 | NY | W | 30 | 5 | 1 | 6 | 0 | 1 | 1 | 12 | 1 | 1 | 2 | 0 | 17 |
| 7/14 | DAL | W | 28 | 4 | 0 | 0 | 0 | 5 | 5 | 8 | 3 | 1 | 2 | 0 | 8 |
| 7/17 | ATL | W | 32 | 4 | 1 | 0 | 1 | 3 | 4 | 9 | 0 | 2 | 4 | 0 | 9 |
| 7/21 | IND | W | 32 | 3 | 1 | 2 | 1 | 3 | 4 | 14 | 1 | 0 | 4 | 1 | 9 |
| 7/30 | CONN | L | 29 | 9 | 2 | 2 | 0 | 2 | 2 | 11 | 3 | 1 | 2 | 1 | 22 |
| 8/3 | ATL | W | 27 | 4 | 2 | 3 | 1 | 2 | 3 | 9 | 0 | 2 | 3 | 0 | 13 |
| 8/7 | NY | W | 32 | 7 | 0 | 2 | 0 | 0 | 6 | 8 | 0 | 2 | 2 | 0 | 16 |
| 8/9 | LV | W | 31 | 5 | 2 | 4 | 0 | 3 | 3 | 13 | 2 | 1 | 3 | 0 | 16 |
| 8/11 | LA | L | 0 | 0 | 0 | 0 | 0 | 0 | 0 | 0 | 0 | 0 | 0 | 0 | 0 |
| 8/16 | LA | W | 33 | 7 | 2 | 1 | 1 | 3 | 4 | 9 | 4 | 0 | 2 | 0 | 17 |
| 8/18 | LV | L | 29 | 4 | 1 | 2 | 0 | 3 | 3 | 9 | 2 | 0 | 1 | 1 | 11 |
| 8/20 | ATL | W | 31 | 6 | 1 | 1 | 0 | 6 | 6 | 10 | 1 | 1 | 5 | 1 | 14 |
| 8/23 | WAS | W | 32 | 5 | 0 | 5 | 2 | 6 | 8 | 9 | 3 | 3 | 1 | 1 | 15 |
| 8/25 | PHX | W | 30 | 2 | 1 | 4 | 2 | 7 | 9 | 13 | 2 | 0 | 0 | 1 | 9 |
| 8/27 | MIN | L | 29 | 1 | 0 | 2 | 1 | 1 | 2 | 10 | 1 | 1 | 6 | 1 | 4 |
| 8/29 | DAL | L | 31 | 6 | 1 | 6 | 0 | 2 | 2 | 7 | 2 | 1 | 2 | 0 | 19 |
| 9/1 | PHX | W | 27 | 3 | 0 | 3 | 1 | 3 | 4 | 13 | 1 | 3 | 0 | 1 | 9 |
| 9/6 | CONN | | | | | | | | | | | | | | |
| 9/8 | WAS | | | | | | | | | | | | | | |

2019 SEASON AVERAGES

| G | GS | PPG | RPG | APG | SPG | TOPG | BPG | MPG | FG% | 3FG% | FT% |
|----|----|------|-----|-----|-----|------|-----|------|------|------|------|
| 31 | 31 | 11.2 | 4.4 | 9.1 | 1.3 | 2.8 | 0.4 | 29.9 | 45.1 | 29.4 | 84.5 |

2018 SEASON AVERAGES

| G | GS | PPG | RPG | APG | SPG | TOPG | BPG | MPG | FG% | 3FG% | FT% |
|----|----|------|-----|-----|-----|------|-----|------|------|------|------|
| 30 | 30 | 12.5 | 3.7 | 8.6 | 1.3 | 3.4 | 0.5 | 31.8 | 48.9 | 39.8 | 82.6 |

Courtney Vandersloot (born February 8, 1989) is a guard for the Chicago Sky.

CAREER HIGHLIGHTS:

- WNBA All-Star in 2011 and 2019
- WNBA All-Rookie Team in 2011
- All-WNBA Second Team in 2015 and 2018

2018 HIGHLIGHTS (CHICAGO):

- Led the Sky in minutes per game.
- Led team in assists with 8.6 per game.
- Recorded career-high 10 rebounds against Dallas on July 20.
- Dished a career-high 15 assists on July 20 and match it on August 10 against Connecticut.

2017 HIGHLIGHTS (CHICAGO):

- Led team in assists with 8.1 per game.
- Scored career-high 26 points against Minnesota on July 8 and matched it on August 5 against Atlanta.
- Matched career-high five steals against Dallas on July 16.

2016 HIGHLIGHTS (CHICAGO):

- Started 21 of 30 games played.
- Ranked fourth on team with 4.7 assists per game.
- Played a season-high 26 minutes against Connecticut.

2015 HIGHLIGHTS (CHICAGO):

- Started all 34 games.
- Received the WNBA Peak Performer Award for leading the league in assists.
- Named the Eastern Conference Player of the Week during August.
- Scored her 1,000th career points on July 19.

2014 HIGHLIGHTS (CHICAGO):

- Recorded 10-plus assists in three straight games in May.
- Became the Sky's career leader in assists on May 26.
- Set a new Sy record with 13 assists in a single game on May 30 against Connecticut.

2013 HIGHLIGHTS (CHICAGO):

- Started 33 games.
- With 10 assists against Atlanta on August 31, she broke her record for assists in a single season with 162.
- Led all WNBA guards in both total blocks and blocks per game.
- Dished seven or more assists in 12 games.

2012 HIGHLIGHTS (CHICAGO):

- Her 157 assists were fourth most in the league.
- Delivered a career and franchise-high 11 assists against Connecticut on August 26.
- Made career-high five 3-pointers on August 25.

31

Stefanie Dolson

C


6-5

231

01/08/92

Connecticut

6th Season



| 2019 Season Highs | | | Date |
|-------------------|--------------------------|--|-----------------------|
| PTS | 19 vs. IND | | 7/21/19 |
| FGM | 6, 6x | | 8/29/19 (most recent) |
| FGA | 12 vs. DAL | | 8/29/19 |
| 3FGM | 4 at ATL | | 8/3/19 |
| 3FGA | 6 vs. LA | | 8/16/19 |
| FTM | 6, 2x (vs. IND, vs. WAS) | | 8/23/19 (most recent) |
| FTA | 7 vs. IND | | 7/21/19 |
| OR | 4, 3x | | 8/25/19 (most recent) |
| DR | 9 vs. DAL | | 8/29/19 |
| TR | 11 vs. DAL | | 8/29/19 |
| AST | 6 vs. NY | | 8/7/19 |
| STL | 3, 2x (vs. IND, at LA) | | 8/11/19 (most recent) |
| BLK | 5 vs. ATL | | 7/17/19 |
| MIN | 33 at NY | | 6/19/19 |

2019 GAME-BY-GAME STATISTICS

| Date | OPP | W/L | MIN | FG | 3FG | FT | OR | DR | TR | AST | PF | STL | TO | BS | PTS |
|------|------|-----|-----|----|-----|----|----|----|----|-----|----|-----|----|----|-----|
| 5/29 | MIN | L | 15 | 2 | 0 | 2 | 1 | 6 | 7 | 1 | 3 | 0 | 2 | 0 | 6 |
| 6/1 | SEA | W | 27 | 3 | 0 | 0 | 2 | 4 | 6 | 2 | 2 | 0 | 4 | 1 | 6 |
| 6/5 | WAS | L | 18 | 4 | 1 | 2 | 1 | 4 | 5 | 1 | 2 | 0 | 3 | 0 | 11 |
| 6/9 | SEA | W | 23 | 7 | 1 | 0 | 0 | 5 | 5 | 1 | 4 | 1 | 4 | 1 | 15 |
| 6/11 | PHX | W | 26 | 6 | 2 | 0 | 0 | 6 | 6 | 3 | 4 | 0 | 1 | 1 | 14 |
| 6/15 | IND | W | 28 | 2 | 2 | 2 | 4 | 4 | 8 | 3 | 1 | 0 | 0 | 1 | 8 |
| 6/19 | NY | W | 33 | 2 | 0 | 2 | 1 | 5 | 6 | 5 | 3 | 0 | 1 | 1 | 6 |
| 6/21 | IND | L | 31 | 3 | 1 | 4 | 1 | 1 | 2 | 4 | 5 | 3 | 4 | 2 | 11 |
| 6/23 | CONN | W | 20 | 5 | 2 | 0 | 0 | 4 | 4 | 2 | 4 | 1 | 2 | 0 | 12 |
| 6/26 | WAS | L | 28 | 6 | 1 | 0 | 0 | 1 | 1 | 0 | 2 | 1 | 2 | 1 | 13 |
| 6/28 | SEA | L | 24 | 3 | 1 | 0 | 1 | 4 | 5 | 2 | 5 | 0 | 3 | 0 | 7 |
| 6/30 | LA | L | 18 | 0 | 0 | 1 | 2 | 2 | 4 | 1 | 3 | 2 | 0 | 0 | 0 |
| 7/2 | LV | L | 25 | 4 | 2 | 0 | 1 | 5 | 6 | 1 | 4 | 0 | 2 | 1 | 10 |
| 7/7 | DAL | W | 29 | 3 | 1 | 2 | 0 | 7 | 7 | 1 | 2 | 0 | 2 | 0 | 9 |
| 7/10 | MIN | L | 25 | 1 | 1 | 0 | 2 | 1 | 3 | 2 | 3 | 0 | 1 | 1 | 3 |
| 7/12 | NY | W | 24 | 5 | 1 | 2 | 1 | 8 | 9 | 1 | 2 | 1 | 1 | 1 | 13 |
| 7/14 | DAL | W | 26 | 2 | 1 | 2 | 1 | 6 | 7 | 1 | 4 | 0 | 2 | 0 | 7 |
| 7/17 | ATL | W | 26 | 3 | 0 | 0 | 3 | 6 | 9 | 2 | 3 | 0 | 1 | 5 | 6 |
| 7/21 | IND | W | 32 | 6 | 1 | 6 | 4 | 5 | 9 | 1 | 3 | 2 | 1 | 3 | 19 |
| 7/30 | CONN | L | 22 | 3 | 0 | 2 | 1 | 9 | 10 | 4 | 5 | 0 | 1 | 1 | 8 |
| 8/3 | ATL | W | 25 | 6 | 4 | 0 | 0 | 4 | 4 | 2 | 4 | 0 | 3 | 3 | 16 |
| 8/7 | NY | W | 29 | 4 | 0 | 0 | 2 | 3 | 5 | 6 | 3 | 1 | 0 | 2 | 8 |
| 8/9 | LV | W | 27 | 5 | 2 | 4 | 0 | 2 | 2 | 3 | 5 | 0 | 2 | 1 | 16 |
| 8/11 | LA | L | 24 | 1 | 0 | 0 | 3 | 2 | 5 | 2 | 5 | 3 | 4 | 0 | 2 |
| 8/16 | LA | W | 29 | 4 | 2 | 0 | 1 | 4 | 5 | 4 | 4 | 1 | 3 | 2 | 10 |
| 8/18 | LV | L | 11 | 0 | 0 | 0 | 0 | 0 | 0 | 0 | 5 | 1 | 1 | 1 | 0 |
| 8/20 | ATL | W | 21 | 4 | 2 | 2 | 1 | 5 | 6 | 0 | 5 | 0 | 2 | 0 | 12 |
| 8/23 | WAS | W | 29 | 6 | 0 | 6 | 0 | 3 | 3 | 2 | 3 | 0 | 5 | 0 | 18 |
| 8/25 | PHX | W | 31 | 4 | 0 | 0 | 4 | 5 | 9 | 0 | 4 | 2 | 1 | 0 | 8 |
| 8/27 | MIN | L | 23 | 0 | 0 | 2 | 0 | 1 | 1 | 4 | 4 | 2 | 2 | 1 | 2 |
| 8/29 | DAL | L | 29 | 6 | 0 | 3 | 2 | 9 | 11 | 3 | 4 | 0 | 1 | 1 | 15 |
| 9/1 | PHX | W | 14 | 4 | 2 | 0 | 0 | 6 | 6 | 2 | 6 | 0 | 0 | 0 | 10 |
| 9/6 | CONN | | | | | | | | | | | | | | |
| 9/8 | WAS | | | | | | | | | | | | | | |

2019 SEASON AVERAGES

| G | GS | PPG | RPG | APG | SPG | TOPG | BPG | MPG | FG% | 3FG% | FT% |
|----|----|-----|-----|-----|-----|------|-----|------|------|------|------|
| 32 | 32 | 9.4 | 5.5 | 2.1 | 0.6 | 1.9 | 0.9 | 24.8 | 51.4 | 36.6 | 91.5 |

2018 SEASON AVERAGES

| G | GS | PPG | RPG | APG | SPG | TOPG | BPG | MPG | FG% | 3FG% | FT% |
|----|----|-----|-----|-----|-----|------|-----|------|------|------|------|
| 27 | 25 | 9.7 | 4.6 | 3.0 | 0.5 | 1.7 | 0.8 | 27.6 | 46.7 | 34.6 | 93.8 |

Stefanie Dolson (born January 8, 1992) is a forward for the Chicago Sky.

CAREER HIGHLIGHTS:

-WNBA All-Star in 2015 and 2017.
 -Drafted sixth overall in 2014 by the Washington Mystics

2018 HIGHLIGHTS (CHICAGO):

-Dished a career-high three assists per game.
 -Recorded her lone double-double of the season against New York on July 1.

2017 HIGHLIGHTS (CHICAGO):

-Led the team in field goal percentage with 56.1 per game.
 -Missed only one game all season, started all 33 games played.
 -Scored a career-high 29 points against Phoenix on July 28.
 -Made a career-high six three-pointers on June 1 against Phoenix.

2016 HIGHLIGHTS (WASHINGTON):

-Started 31 of 34 games played.
 -Ranked third on team in scoring with 9.3 points per game.
 -Ranked second in rebounds among teammates with 4.7 per game.
 -Finished the season fifth in minutes played per game among league leaders.

2015 HIGHLIGHTS (WASHINGTON):

-Started 33 out of 34 games played.
 -Her 10.6 points per game ranked third on Mystics.

2014 HIGHLIGHTS (WASHINGTON):

-Played all 34 games, starting in one.
 -Blocked a career-high four shots in three games.
 -Ranked second among league rookies in blocks.

COLLEGE HIGHLIGHTS:

-Won NCAA Women's Basketball Championship with the University of Connecticut in 2014.
 -Named the AAC Defensive Player of the Year in 2014.

32

Cheyenne Parker

F

6-4

193

08/22/92

Middle Tennessee

5th Season



| 2019 Season Highs | | Date |
|-------------------|--------------------------|-----------------------|
| PTS | 22, 2x (vs. CON, at MIN) | 8/27/19 (most recent) |
| FGM | 9 at MIN | 8/27/19 |
| FGA | 16 vs. SEA | 6/5/19 |
| 3FGM | 2 vs. PHO | 9/1/19 |
| 3FGA | 2, 3x | 9/1/19 (most recent) |
| FTM | 8 at LA | 8/11/19 |
| FTA | 9 at LA | 8/11/19 |
| OR | 6 vs. SEA | 6/5/19 |
| DR | 10 at PHO | 8/25/19 |
| TR | 12 at PHO | 8/25/19 |
| AST | 3, 2x (vs. LA, at PHO) | 8/25/19 (most recent) |
| STL | 3, 2x (at NY, at LA) | 8/11/19 (most recent) |
| BLK | 6 at MIN | 8/27/19 |
| MIN | 30 at LAS | 6/30/19 |

2019 GAME-BY-GAME STATISTICS

| Date | OPP | W/L | MIN | FG | 3FG | FT | OR | DR | TR | AST | PF | STL | TO | BS | PTS |
|------|------|-----|-----|----|-----|----|----|----|----|-----|----|-----|----|----|-----|
| 5/29 | MIN | L | 18 | 2 | 0 | 3 | 1 | 3 | 4 | 0 | 1 | 0 | 1 | 3 | 7 |
| 6/1 | SEA | W | 13 | 1 | 0 | 0 | 0 | 4 | 4 | 1 | 4 | 1 | 1 | 0 | 2 |
| 6/5 | WAS | L | 19 | 5 | 0 | 4 | 1 | 3 | 4 | 1 | 1 | 0 | 4 | 3 | 14 |
| 6/9 | SEA | W | 23 | 8 | 1 | 1 | 6 | 5 | 11 | 1 | 3 | 2 | 5 | 0 | 11 |
| 6/11 | PHX | W | 13 | 1 | 0 | 0 | 3 | 7 | 10 | 2 | 1 | 0 | 0 | 1 | 2 |
| 6/15 | IND | W | 19 | 4 | 0 | 6 | 3 | 7 | 10 | 0 | 5 | 1 | 2 | 2 | 14 |
| 6/19 | NY | W | 21 | 4 | 0 | 5 | 1 | 6 | 7 | 0 | 4 | 3 | 1 | 1 | 13 |
| 6/21 | IND | L | 18 | 0 | 0 | 2 | 1 | 2 | 3 | 2 | 1 | 0 | 0 | 1 | 2 |
| 6/23 | CONN | W | 23 | 8 | 0 | 6 | 3 | 3 | 6 | 0 | 3 | 1 | 0 | 2 | 22 |
| 6/26 | WAS | L | 18 | 2 | 0 | 2 | 0 | 2 | 2 | 1 | 4 | 0 | 2 | 1 | 6 |
| 6/28 | SEA | L | 24 | 3 | 0 | 0 | 1 | 4 | 5 | 2 | 2 | 1 | 2 | 2 | 6 |
| 6/30 | LA | L | 30 | 3 | 0 | 0 | 4 | 7 | 11 | 1 | 2 | 2 | 4 | 3 | 6 |
| 7/2 | LV | L | 25 | 1 | 1 | 2 | 1 | 4 | 5 | 1 | 3 | 1 | 2 | 0 | 5 |
| 7/7 | DAL | W | 14 | 2 | 0 | 0 | 0 | 5 | 5 | 0 | 1 | 1 | 0 | 0 | 4 |
| 7/10 | MIN | L | 18 | 1 | 0 | 0 | 1 | 2 | 3 | 1 | 1 | 1 | 0 | 2 | 2 |
| 7/12 | NY | W | 12 | 1 | 0 | 4 | 1 | 1 | 2 | 1 | 4 | 0 | 1 | 0 | 6 |
| 7/14 | DAL | W | 20 | 3 | 0 | 0 | 1 | 1 | 2 | 1 | 1 | 0 | 1 | 2 | 6 |
| 7/17 | ATL | W | 18 | 1 | 0 | 2 | 2 | 8 | 10 | 0 | 2 | 0 | 0 | 2 | 4 |
| 7/21 | IND | W | 15 | 1 | 0 | 2 | 1 | 2 | 3 | 1 | 1 | 0 | 0 | 1 | 4 |
| 7/30 | CONN | L | 13 | 1 | 0 | 0 | 0 | 1 | 1 | 0 | 2 | 1 | 1 | 0 | 2 |
| 8/3 | ATL | W | 23 | 3 | 0 | 1 | 2 | 6 | 8 | 1 | 1 | 0 | 1 | 2 | 7 |
| 8/7 | NY | W | 13 | 1 | 0 | 3 | 1 | 1 | 2 | 1 | 1 | 1 | 1 | 1 | 5 |
| 8/9 | LV | W | 19 | 4 | 0 | 2 | 2 | 2 | 4 | 0 | 5 | 0 | 2 | 1 | 10 |
| 8/11 | LA | L | 24 | 5 | 1 | 8 | 3 | 4 | 7 | 0 | 5 | 3 | 4 | 0 | 19 |
| 8/16 | LA | W | 23 | 2 | 0 | 2 | 2 | 4 | 6 | 3 | 1 | 0 | 4 | 0 | 6 |
| 8/18 | LV | L | 22 | 6 | 0 | 4 | 5 | 2 | 7 | 2 | 5 | 1 | 0 | 1 | 16 |
| 8/20 | ATL | W | 21 | 2 | 0 | 3 | 3 | 3 | 6 | 0 | 1 | 2 | 0 | 1 | 7 |
| 8/23 | WAS | W | 21 | 3 | 0 | 2 | 0 | 7 | 7 | 1 | 2 | 0 | 2 | 1 | 8 |
| 8/25 | PHX | W | 24 | 6 | 0 | 2 | 2 | 10 | 12 | 3 | 5 | 0 | 1 | 0 | 14 |
| 8/27 | MIN | L | 27 | 9 | 0 | 4 | 1 | 7 | 8 | 0 | 4 | 1 | 0 | 6 | 22 |
| 8/29 | DAL | L | 20 | 3 | 0 | 4 | 2 | 0 | 2 | 2 | 1 | 0 | 1 | 0 | 10 |
| 9/1 | PHX | W | 23 | 7 | 2 | 2 | 5 | 3 | 8 | 0 | 2 | 1 | 0 | 1 | 18 |
| 9/6 | CONN | | | | | | | | | | | | | | |
| 9/8 | WAS | | | | | | | | | | | | | | |

2019 SEASON AVERAGES

| G | GS | PPG | RPG | APG | SPG | TOPG | BPG | MPG | FG% | 3FG% | FT% |
|----|----|-----|-----|-----|-----|------|-----|------|------|------|------|
| 32 | 0 | 9.0 | 5.8 | 0.9 | 0.7 | 1.2 | 1.2 | 19.8 | 46.2 | 29.4 | 84.4 |

2018 SEASON AVERAGES

| G | GS | PPG | RPG | APG | SPG | TOPG | BPG | MPG | FG% | 3FG% | FT% |
|----|----|------|-----|-----|-----|------|-----|------|------|------|------|
| 34 | 5 | 10.0 | 5.8 | 0.7 | 0.5 | 1.4 | 1.0 | 19.7 | 53.1 | 31.6 | 71.3 |

Cheyenne Parker (born August 22, 1992) is a forward for the Chicago Sky.

CAREER HIGHLIGHTS

-Drafted fifth overall by the Sky in 2015

2018 HIGHLIGHTS (CHICAGO):

-One of only three players to play all 34 games.

-Ranked second on the Sky in field goal percentage with 53.1 percent made per game.

-Ranked second among teammates in free throws made and attempted per game.

-Led team in offensive and defensive rebounds per game.

-Led Sky in blocks per game.

-Recorded a career-high 13 rebounds against Las Vegas on June 3.

2017 HIGHLIGHTS (CHICAGO):

-Ranked third on Sky in offensive rebounds per game.

-Among teammates, she ranked fourth in blocks per game.

-Recorded a career-high three assists in game against Phoenix on June 1.

2016 HIGHLIGHTS (CHICAGO):

-Started 7 out of 25 games played.

-Scored a career-high 31 points against Seattle.

-Grabbed a career-high 10 rebounds against Seattle.

2015 HIGHLIGHTS (CHICAGO):

-Made her WNBA debut against Indiana, scoring eight points and four rebounds.

-Set a career-high in rebounds with seven against Washington on August 2.

COLLEGE HIGHLIGHTS:

-Big South All-Freshmen Team in 2011 with High Point

-Set Big South single-season rebounding record with 403.

-Big South Defensive Player of the Year in 2012 and 2013.

-First High Point player to ever record a triple-double.

-Became first Middle Tennessee player to record a triple-double after transferring.

-Set Middle Tennessee record for blocks in a season and blocks in a game.

33

Katie Lou Samuelson

G/F

6-3

169

06/13/97

Connecticut

Rookie



| 2019 Season Highs | | Date |
|-------------------|--------------------------|-----------------------|
| PTS | 10 vs. LV | 8/18/19 |
| FGM | 2 vs. LV | 8/18/19 |
| FGA | 5 vs. LV | 8/18/19 |
| 3FGM | 2 vs. LV | 8/18/19 |
| 3FGA | 5 vs. LV | 8/18/19 |
| FTM | 4 vs. LV | 8/18/19 |
| FTA | 5 vs. PHO | 9/1/19 |
| OR | 2 vs. PHO | 9/1/19 |
| DR | 3 vs. SEA | 6/9/19 |
| TR | 3, 2x (vs. SEA, vs. PHO) | 9/1/19 (most recent) |
| AST | 2 at MIN | 5/29/19 |
| STL | 1, 6x | 9/1/19 (most recent) |
| BLK | 1, 2x (vs. NY, at MIN) | 8/27/19 (most recent) |
| MIN | 18 at MIN | 5/29/19 |

2019 GAME-BY-GAME STATISTICS

| Date | OPP | W/L | MIN | FG | 3FG | FT | OR | DR | TR | AST | PF | STL | TO | BS | PTS |
|------|------|-----|-----|----|-----|----|----|----|----|-----|----|-----|----|----|-----|
| 5/29 | MIN | L | 18 | 1 | 0 | 2 | 0 | 1 | 1 | 2 | 2 | 1 | 1 | 0 | 4 |
| 6/1 | SEA | W | 0 | 0 | 0 | 0 | 0 | 0 | 0 | 0 | 0 | 0 | 0 | 0 | 0 |
| 6/5 | WAS | L | 15 | 0 | 0 | 0 | 0 | 1 | 1 | 1 | 0 | 1 | 0 | 0 | 0 |
| 6/9 | SEA | W | 7 | 1 | 1 | 0 | 0 | 3 | 3 | 0 | 0 | 0 | 0 | 0 | 3 |
| 6/11 | PHX | W | 0 | 0 | 0 | 0 | 0 | 0 | 0 | 0 | 0 | 0 | 0 | 0 | 0 |
| 6/15 | IND | W | 0 | 0 | 0 | 0 | 0 | 0 | 0 | 0 | 0 | 0 | 0 | 0 | 0 |
| 6/19 | NY | W | 0 | 0 | 0 | 0 | 0 | 0 | 0 | 0 | 0 | 0 | 0 | 0 | 0 |
| 6/21 | IND | L | 0 | 0 | 0 | 0 | 0 | 0 | 0 | 0 | 0 | 0 | 0 | 0 | 0 |
| 6/23 | CONN | W | 0 | 0 | 0 | 0 | 0 | 0 | 0 | 0 | 0 | 0 | 0 | 0 | 0 |
| 6/26 | WAS | L | 0 | 0 | 0 | 0 | 0 | 0 | 0 | 0 | 0 | 0 | 0 | 0 | 0 |
| 6/28 | SEA | L | 0 | 0 | 0 | 0 | 0 | 0 | 0 | 0 | 0 | 0 | 0 | 0 | 0 |
| 6/30 | LA | L | 0 | 0 | 0 | 0 | 0 | 0 | 0 | 0 | 0 | 0 | 0 | 0 | 0 |
| 7/2 | LV | L | 0 | 0 | 0 | 0 | 0 | 0 | 0 | 0 | 0 | 0 | 0 | 0 | 0 |
| 7/7 | DAL | W | 0 | 0 | 0 | 0 | 0 | 0 | 0 | 0 | 0 | 0 | 0 | 0 | 0 |
| 7/10 | MIN | L | 0 | 0 | 0 | 0 | 0 | 0 | 0 | 0 | 0 | 0 | 0 | 0 | 0 |
| 7/12 | NY | W | 7 | 0 | 0 | 0 | 0 | 0 | 0 | 0 | 0 | 0 | 0 | 1 | 0 |
| 7/14 | DAL | W | 0 | 0 | 0 | 0 | 0 | 0 | 0 | 0 | 0 | 0 | 0 | 0 | 0 |
| 7/17 | ATL | W | 0 | 0 | 0 | 0 | 0 | 0 | 0 | 0 | 0 | 0 | 0 | 0 | 0 |
| 7/21 | IND | W | 2 | 1 | 1 | 0 | 0 | 0 | 0 | 0 | 0 | 0 | 0 | 0 | 3 |
| 7/30 | CONN | L | 8 | 1 | 1 | 3 | 0 | 0 | 0 | 0 | 1 | 0 | 0 | 0 | 6 |
| 8/3 | ATL | W | 5 | 0 | 0 | 0 | 0 | 0 | 0 | 0 | 1 | 1 | 0 | 0 | 0 |
| 8/7 | NY | W | 1 | 0 | 0 | 0 | 0 | 0 | 0 | 0 | 0 | 1 | 0 | 0 | 0 |
| 8/9 | LV | W | 4 | 0 | 0 | 0 | 0 | 2 | 2 | 0 | 1 | 0 | 0 | 0 | 0 |
| 8/11 | LA | L | 5 | 1 | 1 | 0 | 0 | 0 | 0 | 0 | 1 | 0 | 0 | 0 | 3 |
| 8/16 | LA | W | 4 | 1 | 1 | 2 | 0 | 0 | 0 | 0 | 0 | 0 | 0 | 0 | 5 |
| 8/18 | LV | L | 14 | 2 | 2 | 4 | 0 | 1 | 1 | 1 | 1 | 0 | 0 | 0 | 10 |
| 8/20 | ATL | W | 8 | 0 | 0 | 2 | 1 | 0 | 1 | 0 | 0 | 0 | 0 | 0 | 2 |
| 8/23 | WAS | W | 0 | 0 | 0 | 0 | 0 | 0 | 0 | 0 | 2 | 0 | 0 | 0 | 0 |
| 8/25 | PHX | W | 4 | 0 | 0 | 0 | 0 | 0 | 0 | 1 | 0 | 0 | 0 | 0 | 0 |
| 8/27 | MIN | L | 11 | 1 | 0 | 0 | 1 | 1 | 2 | 1 | 2 | 0 | 2 | 1 | 2 |
| 8/29 | DAL | L | 6 | 0 | 0 | 0 | 0 | 0 | 0 | 1 | 0 | 1 | 0 | 0 | 0 |
| 9/1 | PHX | W | 12 | 0 | 0 | 3 | 2 | 1 | 3 | 0 | 1 | 1 | 0 | 0 | 3 |
| 9/6 | CONN | | | | | | | | | | | | | | |
| 9/8 | WAS | | | | | | | | | | | | | | |

2019 SEASON AVERAGES

| G | GS | PPG | RPG | APG | SPG | TOPG | BPG | MPG | FG% | 3FG% | FT% |
|----|----|-----|-----|-----|-----|------|-----|-----|------|------|------|
| 18 | 0 | 2.3 | 0.8 | 0.4 | 0.3 | 0.1 | 0.1 | 7.6 | 29.0 | 29.2 | 80.0 |

2018 SEASON AVERAGES

| G | GS | PPG | RPG | APG | SPG | TOPG | BPG | MPG | FG% | 3FG% | FT% |
|-----|-----|-----|-----|-----|-----|------|-----|-----|-----|------|-----|
| --- | --- | --- | --- | --- | --- | --- | --- | --- | --- | --- | --- |

Katie Lou Samuelson (born June 13, 1997) is a guard-forward for the Chicago Sky.

CAREER HIGHLIGHTS:

-Drafted fourth overall by the Chicago Sky in 2019.

COLLEGE HIGHLIGHTS:

2018-2019: In her senior season at the University of Connecticut, Samuelson started in 34 games and scored in double-digits in 33 games. Samuelson was second on the team in points, averaging 18.5 per game. Samuelson ranked second on the team in rebounds with 6.3 per game.

2017-2018: Samuelson led the team in average points, with 17.4 per game. Samuelson led the nation in three-point field goal percentage at 47.5%. Samuelson garnered a season-high in points on 12/22/17, with 33, shooting 11-of-14 from the field.

2016-2017: In her sophomore season, Samuelson started in all 37 games, ranking second on the team with 20.2 points per game. Samuelson led her team in three-pointers, with 119 in 37 games.

2015-2016: In her freshman season Samuelson led the team in three-point field goals, with 78. Samuelson averaged 11.0 points per game. Samuelson totaled 408 points in 37 games, the eighth most for a UConn freshman.

| | | | | | |
|---------------------|-----|-----|----------|----------|------------|
| C H I C A G O S K Y | | | | | |
| 40 Kayla Alexander | | | | | |
| C | 6-4 | 169 | 01/05/91 | Syracuse | 7th Season |



| 2019 Season Highs | | Date |
|-------------------|-------------------------|----------------------|
| PTS | 2, 2x (at MIN, vs. PHO) | 9/1/19 (most recent) |
| FGM | 1 vs. PHO | 9/1/19 |
| FGA | 1, 2x (at MIN, vs. PHO) | 9/1/19 (most recent) |
| 3FGM | | |
| 3FGA | | |
| FTM | 2 at MIN | 8/27/19 |
| FTA | 2 at MIN | 8/27/19 |
| OR | 1, 2x (at MIN, vs. PHO) | 9/1/19 (most recent) |
| DR | 2 vs. PHO | 9/1/19 |
| TR | 3 vs. PHO | 9/1/19 |
| AST | | |
| STL | | |
| BLK | | |
| MIN | 6 vs. PHO | 9/1/19 |

| 2019 GAME-BY-GAME STATISTICS | | | | | | | | | | | | | | | |
|------------------------------|------|-----|-----|----|-----|----|----|----|----|-----|----|-----|----|----|-----|
| Date | OPP | W/L | MIN | FG | 3FG | FT | OR | DR | TR | AST | PF | STL | TO | BS | PTS |
| 5/29 | MIN | L | - | - | - | - | - | - | - | - | - | - | - | - | - |
| 6/1 | SEA | W | - | - | - | - | - | - | - | - | - | - | - | - | - |
| 6/5 | WAS | L | - | - | - | - | - | - | - | - | - | - | - | - | - |
| 6/9 | SEA | W | - | - | - | - | - | - | - | - | - | - | - | - | - |
| 6/11 | PHX | W | - | - | - | - | - | - | - | - | - | - | - | - | - |
| 6/15 | IND | W | - | - | - | - | - | - | - | - | - | - | - | - | - |
| 6/19 | NY | W | - | - | - | - | - | - | - | - | - | - | - | - | - |
| 6/21 | IND | L | - | - | - | - | - | - | - | - | - | - | - | - | - |
| 6/23 | CONN | W | - | - | - | - | - | - | - | - | - | - | - | - | - |
| 6/26 | WAS | L | - | - | - | - | - | - | - | - | - | - | - | - | - |
| 6/28 | SEA | L | - | - | - | - | - | - | - | - | - | - | - | - | - |
| 6/30 | LA | L | - | - | - | - | - | - | - | - | - | - | - | - | - |
| 7/2 | LV | L | - | - | - | - | - | - | - | - | - | - | - | - | - |
| 7/7 | DAL | W | - | - | - | - | - | - | - | - | - | - | - | - | - |
| 7/10 | MIN | L | - | - | - | - | - | - | - | - | - | - | - | - | - |
| 7/12 | NY | W | - | - | - | - | - | - | - | - | - | - | - | - | - |
| 7/14 | DAL | W | - | - | - | - | - | - | - | - | - | - | - | - | - |
| 7/17 | ATL | W | - | - | - | - | - | - | - | - | - | - | - | - | - |
| 7/21 | IND | W | - | - | - | - | - | - | - | - | - | - | - | - | - |
| 7/30 | CONN | L | - | - | - | - | - | - | - | - | - | - | - | - | - |
| 8/3 | ATL | W | - | - | - | - | - | - | - | - | - | - | - | - | - |
| 8/7 | NY | W | - | - | - | - | - | - | - | - | - | - | - | - | - |
| 8/9 | LV | W | - | - | - | - | - | - | - | - | - | - | - | - | - |
| 8/11 | LA | L | - | - | - | - | - | - | - | - | - | - | - | - | - |
| 8/16 | LA | W | - | - | - | - | - | - | - | - | - | - | - | - | - |
| 8/18 | LV | L | - | - | - | - | - | - | - | - | - | - | - | - | - |
| 8/20 | ATL | W | - | - | - | - | - | - | - | - | - | - | - | - | - |
| 8/23 | WAS | W | 0 | 0 | 0 | 0 | 0 | 0 | 0 | 0 | 0 | 0 | 0 | 0 | 0 |
| 8/25 | PHX | W | 0 | 0 | 0 | 0 | 0 | 0 | 0 | 0 | 0 | 0 | 0 | 0 | 0 |
| 8/27 | MIN | L | 3 | 0 | 0 | 2 | 1 | 1 | 2 | 0 | 0 | 0 | 0 | 0 | 2 |
| 8/29 | DAL | L | 0 | 0 | 0 | 0 | 0 | 0 | 0 | 0 | 0 | 0 | 0 | 0 | 0 |
| 9/1 | PHX | W | 6 | 1 | 0 | 0 | 1 | 2 | 3 | 0 | 1 | 0 | 1 | 0 | 2 |
| 9/6 | CONN | | | | | | | | | | | | | | |
| 9/8 | WAS | | | | | | | | | | | | | | |

| 2019 SEASON AVERAGES | | | | | | | | | | | | |
|----------------------|----|-----|-----|-----|-----|------|-----|-----|------|------|-------|--|
| G | GS | PPG | RPG | APG | SPG | TOPG | BPG | MPG | FG% | 3FG% | FT% | |
| 2 | 0 | 2.0 | 2.5 | 0.0 | 0.0 | 0.5 | 0.0 | 4.4 | 50.0 | --- | 100.0 | |

| 2018 SEASON AVERAGES | | | | | | | | | | | | |
|----------------------|-----|-----|-----|-----|-----|------|-----|-----|-----|------|-----|--|
| G | GS | PPG | RPG | APG | SPG | TOPG | BPG | MPG | FG% | 3FG% | FT% | |
| --- | --- | --- | --- | --- | --- | --- | --- | --- | --- | --- | --- | |

Selected 8th overall by San Antonio in the 2013 WNBA Draft.

WNBA CAREER

2019: Waived by Indiana Fever 5/22/2019

2018 (Indiana Fever)
 Appeared in 30 games, avg. 8.6 minutes, 2.7 pts, 2.2 reb, .3 blocks per game

2017 (San Antonio)
 Ranked 27th in the WNBA in blocked shots per game (0.5) ... Was tops among Stars regulars in field goal percentage (.582), but was four made field goals shy of qualifying for the league leaders (would have ranked third) ... Scored a career-high 19 points thanks to a career-high 9 made field goals vs. New York on August 1, while tying her career highs with 3 blocked shots and 3 steals in the same game

2016 (San Antonio)
 Appeared in 25 games, averaged 8.0 points and 4.5 rebounds in 19.5 minutes, the highest season averages of her career... sustained a concussion on Aug. 28 at Washington and missed the remainder of the season... led the Stars with 47 offensive rebounds and ranked second in field goal percentage (.546)... led the Stars in rebounds 4 times and scoring twice... scored 10-plus points 10 times, 5-plus rebounds 11 times and 10-plus rebounds 2 times

2015 (San Antonio)
 2014 (San Antonio)
 2013 (San Antonio)

INTERNATIONAL

2016-17
 (Bourges- France): French Cup Winner... Ranked second in scoring (253) and first in rebounds (189)... Averaged 10.2 points and 7.3 rebounds in 24.4 minutes.
 (Bourges- Euroleague): Appeared in the Euroleague quarterfinals... Ranked second in scoring (151) and first in rebounds (123)... Averaged 9.4 points and 7.7 rebounds in 25.3 minutes.

2015-16
 (Dyn. GUVU-Russia): Averaged 19.1 points and 13.4 rebounds in 35.1 minutes ... shot 51.4 percent from the field.
 (Sparta&K MR- Eurocup): Helped lead team to quarterfinals... Ranked third on her team in points averaged (.120)... Averaged 12.0 points, 8.0 rebounds and 2.0 steals.

2014-15
 (Chevakata- Russia): Led the team in rebounds (175).... Ranked second in field goal percentage (.503) and second in points averaged (.105)... averaged 8.0 rebounds.
 (Sparta&K MR- Russia): Appeared in Russian PBL Semifinals

45

Astou Ndour

C

6-5

150

08/22/94

Senegal

4th Season



| 2019 Season Highs | | Date |
|-------------------|-------------------------|-----------------------|
| PTS | 18 vs. PHO | 9/1/19 |
| FGM | 7, 2x (at MIN, vs. PHO) | 9/1/19 |
| FGA | 12 vs. PHO | 9/1/19 |
| 3FGM | 3 vs. PHO | 9/1/19 |
| 3FGA | 4, 3x | 9/1/19 (most recent) |
| FTM | 3 at LA | 8/11/19 |
| FTA | 4, 2x (at LA, at PHO) | 8/25/19 (most recent) |
| OR | 6 at PHO | 8/25/19 |
| DR | 8 at ATL | 8/20/19 |
| TR | 10, 3x | 8/25/19 (most recent) |
| AST | 3 vs. WAS | 8/23/19 |
| STL | 3 at MIN | 8/27/19 |
| BLK | 4, 2x (at LA, at ATL) | 8/20/19 (most recent) |
| MIN | 32, 2x (at LA, at ATL) | 8/20/19 (most recent) |

2019 GAME-BY-GAME STATISTICS

| Date | OPP | W/L | MIN | FG | 3FG | FT | OR | DR | TR | AST | PF | STL | TO | BS | PTS |
|------|------|-----|-----|----|-----|----|----|----|----|-----|----|-----|----|----|-----|
| 5/29 | MIN | L | 5 | 1 | 0 | 0 | 0 | 0 | 0 | 0 | 2 | 0 | 0 | 0 | 2 |
| 6/1 | SEA | W | 8 | 3 | 1 | 0 | 0 | 0 | 0 | 0 | 0 | 0 | 1 | 0 | 7 |
| 6/5 | WAS | L | 0 | 0 | 0 | 0 | 0 | 0 | 0 | 0 | 0 | 0 | 0 | 0 | 0 |
| 6/9 | SEA | W | 0 | 0 | 0 | 0 | 0 | 0 | 0 | 0 | 0 | 0 | 0 | 0 | 0 |
| 6/11 | PHX | W | 0 | 0 | 0 | 0 | 0 | 0 | 0 | 0 | 0 | 0 | 0 | 0 | 0 |
| 6/15 | IND | W | 0 | 0 | 0 | 0 | 0 | 0 | 0 | 0 | 0 | 0 | 0 | 0 | 0 |
| 6/19 | NY | W | 0 | 0 | 0 | 0 | 0 | 0 | 0 | 0 | 0 | 0 | 0 | 0 | 0 |
| 6/21 | IND | L | 0 | 0 | 0 | 0 | 0 | 0 | 0 | 0 | 0 | 0 | 0 | 0 | 0 |
| 6/23 | CONN | W | 0 | 0 | 0 | 0 | 0 | 0 | 0 | 0 | 0 | 0 | 0 | 0 | 0 |
| 6/26 | WAS | L | 0 | 0 | 0 | 0 | 0 | 0 | 0 | 0 | 0 | 0 | 0 | 0 | 0 |
| 6/28 | SEA | L | 0 | 0 | 0 | 0 | 0 | 0 | 0 | 0 | 0 | 0 | 0 | 0 | 0 |
| 6/30 | LA | L | 0 | 0 | 0 | 0 | 0 | 0 | 0 | 0 | 0 | 0 | 0 | 0 | 0 |
| 7/2 | LV | L | 0 | 0 | 0 | 0 | 0 | 0 | 0 | 0 | 0 | 0 | 0 | 0 | 0 |
| 7/7 | DAL | W | 0 | 0 | 0 | 0 | 0 | 0 | 0 | 0 | 0 | 0 | 0 | 0 | 0 |
| 7/10 | MIN | L | 0 | 0 | 0 | 0 | 0 | 0 | 0 | 0 | 0 | 0 | 0 | 0 | 0 |
| 7/12 | NY | W | 12 | 0 | 0 | 0 | 0 | 1 | 1 | 0 | 2 | 1 | 0 | 1 | 0 |
| 7/14 | DAL | W | 4 | 1 | 1 | 0 | 0 | 2 | 2 | 0 | 0 | 0 | 0 | 0 | 3 |
| 7/17 | ATL | W | 12 | 1 | 0 | 0 | 0 | 1 | 1 | 1 | 0 | 0 | 0 | 0 | 2 |
| 7/21 | IND | W | 3 | 0 | 0 | 0 | 0 | 0 | 0 | 0 | 0 | 0 | 0 | 0 | 0 |
| 7/30 | CONN | L | 10 | 3 | 1 | 0 | 0 | 0 | 0 | 0 | 0 | 0 | 1 | 1 | 7 |
| 8/3 | ATL | W | 15 | 2 | 0 | 0 | 1 | 3 | 4 | 0 | 0 | 1 | 0 | 0 | 4 |
| 8/7 | NY | W | 4 | 0 | 0 | 0 | 1 | 0 | 1 | 0 | 2 | 0 | 1 | 0 | 0 |
| 8/9 | LV | W | 7 | 0 | 0 | 0 | 0 | 1 | 1 | 0 | 2 | 0 | 0 | 0 | 0 |
| 8/11 | LA | L | 32 | 2 | 0 | 3 | 2 | 5 | 7 | 0 | 5 | 1 | 1 | 4 | 7 |
| 8/16 | LA | W | 25 | 5 | 1 | 0 | 3 | 6 | 9 | 1 | 3 | 0 | 2 | 1 | 11 |
| 8/18 | LV | L | 26 | 0 | 0 | 0 | 4 | 6 | 10 | 2 | 3 | 0 | 1 | 1 | 0 |
| 8/20 | ATL | W | 32 | 6 | 1 | 1 | 2 | 8 | 10 | 2 | 2 | 0 | 2 | 4 | 14 |
| 8/23 | WAS | W | 25 | 5 | 2 | 1 | 2 | 5 | 7 | 3 | 5 | 1 | 1 | 0 | 13 |
| 8/25 | PHX | W | 25 | 5 | 1 | 2 | 6 | 4 | 10 | 1 | 4 | 1 | 0 | 1 | 13 |
| 8/27 | MIN | L | 25 | 7 | 2 | 1 | 2 | 4 | 6 | 1 | 0 | 3 | 0 | 0 | 17 |
| 8/29 | DAL | L | 27 | 1 | 0 | 0 | 2 | 3 | 5 | 1 | 2 | 0 | 3 | 0 | 2 |
| 9/1 | PHX | W | 25 | 7 | 3 | 1 | 2 | 5 | 7 | 0 | 1 | 0 | 0 | 0 | 18 |
| 9/6 | CONN | | | | | | | | | | | | | | |
| 9/8 | WAS | | | | | | | | | | | | | | |

2019 SEASON AVERAGES

| G | GS | PPG | RPG | APG | SPG | TOPG | BPG | MPG | FG% | 3FG% | FT% |
|----|----|-----|-----|-----|-----|------|-----|------|------|------|------|
| 19 | 9 | 6.3 | 4.3 | 0.6 | 0.4 | 0.6 | 0.6 | 17.0 | 50.0 | 44.8 | 64.3 |

2018 SEASON AVERAGES

| G | GS | PPG | RPG | APG | SPG | TOPG | BPG | MPG | FG% | 3FG% | FT% |
|----|----|-----|-----|-----|-----|------|-----|------|------|------|------|
| 22 | 9 | 4.6 | 2.5 | 0.3 | 0.2 | 0.5 | 0.4 | 11.6 | 47.4 | 31.8 | 76.9 |

Astou Ndour (born August 22, 1994) is a center for the Chicago Sky.

2018 HIGHLIGHTS (CHICAGO):

- Averaged a career-high field goal percentage with 47.4 made per game.
- Her one offensive rebound per game was a career-high average in the category.
- She matched her career high in free-throws made with six against Atlanta on June 27.
- Matched her career high for assists with two on July 18 against Seattle.

2016 HIGHLIGHTS (SAN ANTONIO):

- Started nine of 30 games played.
- Scored a career-high 20 points against Atlanta on September 13.
- Recorded a career-high nine rebounds on June 11 against New York.
- Averaged a career-high 14.9 points per game.

2014 HIGHLIGHTS (SAN ANTONIO):

- Recorded her first career block against Indiana on July 26.
- Played first WNBA game of her career on July 25 against Minnesota.

INTERNATIONAL HIGHLIGHTS:

2015-16 (Spanish): Ndour started all 31 games for the team, ranked third on her team in scoring with 10 points per game, led team in rebounds with 6.8 per game, and also led team in blocks with one per game.

2015-16 (Euro): She ranked second on her team with 11.3 points per game, led team in total rebounds with 8.1 per game, and led team in blocks, averaging just shy of one per game (0.9).

2014-15 (Turkey): Ndour ranked fifth on her team in scoring with 8.6 points per game and tied for fourth on the team in total rebounds per game (4.7). She had the third best shooting average from the field on the team (54.3 percent) and averaged 0.5 steals per game.

2014-15 (Euro): She played in 14 games, leading the team in three-point shooting, hitting 44.4 percent of her shots from behind the arc. Ndour ranked fifth on her team in field goal shooting percentage (48.4 percent) and ranked fifth in points per game (9.6).