



GAME NOTES

CHICAGO SKY (11-9) AT ATLANTA DREAM (5-16)
 Saturday, August 3, 2019 • 6 p.m. CT
 State Farm Arena • Atlanta, GA
 REGULAR SEASON GAME 21 • AWAY GAME 10



2019 PRESEASON (0-2)

5/14 INDIANA.....L, 58-69
 5/16 at Indiana.....L, 65-76

2019 REGULAR SEASON (11-8)

5/25 at Minnesota.....L, 71-89
 6/1 SEATTLE.....W, 83-79
 6/5 at Washington.....L, 85-103
 6/9 SEATTLE.....W, 78-71
 6/11 PHOENIX.....W, 82-75
 6/15 at Indiana.....W, 70-64
 6/19 at New York.....W, 91-83
 6/21 INDIANA.....L, 69-76
 6/23 CONNECTICUT.....W, 93-75
 6/26 WASHINGTON.....L, 74-81
 6/28 at Seattle.....L, 76-79
 6/30 at Los Angeles.....L, 69-94
 7/2 at Las Vegas.....L, 82-90
 7/7 DALLAS.....W, 78-66
 7/10 MINNESOTA.....L, 72-73
 7/12 NEW YORK.....W, 99-83
 7/14 at Dallas.....W, 89-79
 7/17 ATLANTA.....W, 77 - 76
 7/21 INDIANA.....W, 78-70
 7/30 at Connecticut.....L 100-94
 8/3 at Atlanta.....6:00 PM
 8/7 NEW YORK.....7:00 PM
 8/9 at Las Vegas.....9:30 PM
 8/11 at Los Angeles.....4:00 PM
 8/16 LOS ANGELES.....7:00 PM
 8/18 at Las Vegas.....5:00 PM
 8/20 at Atlanta.....6:00 PM
 8/23 WASHINGTON.....7:00 PM
 8/25 at Phoenix.....5:00 PM
 8/27 at Minnesota.....7:00 PM
 8/29 DALLAS.....7:00 PM
 9/1 PHOENIX.....5:00 PM
 9/6 at Connecticut.....6:30 PM
 9/8 at Washington.....3:00 PM

All times Central | Times are subject to change

A live streaming webcast is available for all games on Twitter, WNBA League Pass, or FOX Sports GO.

PROBABLE STARTERS

| Position | # | Name | Ht | Wt | Notes |
|----------|----|----------------------|------|-----|--|
| Forward | 1 | Diamond DeShields | 6-1 | 163 | Drafted No. 3 overall by the Chicago Sky in the 2018 WNBA draft, DeShields started 33 out of 34 games played last season. She ranked second on the team in points per game (14.4) and rebounds per game (4.9). Diamond scored in double-digits 23 times, and she scored a career high 28 points, which was the highest scoring regulation performance by a rookie in Chicago franchise history. |
| Forward | 7 | Jantel Lavender | 6-4 | 185 | Lavender was acquired by the Chicago Sky in May 2019, following eight seasons as a member of the Los Angeles Sparks. She has been named a WNBA All-Star and a WNBA Sixth Woman of the Year over the course of her career, and has continued to perform in the Windy City. |
| Center | 31 | Stefanie Dolson | 6-5 | 214 | Dolson started 25 of 27 games played last season. She ranked No. 15 in the WNBA and second on the team in blocks per game. Dolson was third on the team for assists per game averaging 3.0 and shot 93.8 percent from the free throw line. She averaged 9.7 points and 4.6 rebounds per game |
| Guard | 14 | Allie Quigley | 5-10 | 140 | The two-time WNBA All-Star and 3-point champion scored in double-digits 24 times last season. In 10 of those games she scored over 20 points. Quigley led the team in points per game with 15.4. She also led the team in 3-point percentage and ranked No. 7 in the WNBA (42.0%). Allie started in all 32 games played. She leads the WNBA this season in 3-pointers made and ranks second in the league in 3-point percentage. |
| Guard | 22 | Courtney Vandersloot | 5-8 | 145 | Vandersloot enjoyed a record-breaking year last season. She led the WNBA in assists per game with 8.6. Sloot recorded the first triple-double in Chicago Sky history with 13 points, 15 assists, 10 rebounds vs. Dallas on 7/20, and was the seventh player in WNBA history to do so. She moved into the No. 9 spot on the WNBA All-Time Assist leaderboard (1385), dished a career-high 15 assists twice this season, and became the first WNBA player to score 20 points and 15 assists in a game vs. Connecticut on 8/10. |

2019 Regular Season

Overall (Current Streak):

Record:

11-9 (L1)

Home:

8-3 (W3)

Road:

3-6 (L1)

Eastern:

6-3 (W3)

4-2 (W3)

2-2 (L1)

Western:

5-5 (W1)

4-1 (L1)

1-4 (W1)

Overtime:

0-0

0-0

0-0

Recent Transactions

July 10: Waived Forward Victoria Macaulay.
 June 13: Signed forward Victoria Macaulay (Hardship Exception)
 May 23: Waived Victoria Macaulay, Linnae Harper, Hind Ben Abdelkader
 May 21: Traded Alaina Coates to Minnesota Lynx in exchange for 2020 second-round draft pick
 May 20: Acquired All-Star forward/center Jantel Lavender

Injury Report

No injuries to report.

Pronunciation Guide

Kahleah Copper.....Kuh-LEE-ah
 Jamierra Faulkner.....jah-MEER-rah

Astou Ndour.....ah-stoo Nuh-doo
 Cheyenne Parker.....SHY-ann
 Courtney Vandersloot.....VAN-der-SLEWT

CHICAGO SKY BASKETBALL

By the Numbers | Sky Notes & Milestones

200

The Chicago Sky celebrated their 200th franchise victory with a 99-83 home victory over the New York Liberty on July 12, 2019.

133

The sharpshooting Sky have sunk 133 3-pointers this season, good for second in the entire WNBA, trailing the leader by a single 3.

52

Stefanie Dolson's 52.1 field-goal percentage ranks her fourth in the league this season.

47

Allie Quigley leads the WNBA in 3-pointers made with 47 and ranks second in 3-point percentage with 47.5%

30

The Sky's 30 assists against the Liberty on July 12 is the second-highest assists total by a WNBA team this season.

26

Recently named first-time All-Star Diamond DeShields scored a career-high 26 points on the road against the Dallas Wings on July 14, 2019.

12

Point guard Courtney Vandersloot's 12 assists against the Aces on July 2 are tied for the most in a game this season. Sloot tallied 12 assists again in a game 10 days later.

8

Courtney Vandersloot's 8.2 assists per game are more than two assists per game ahead of the next WNBA player in the category this season.

2019 CHICAGO SKY ROSTER (ALPHABETICAL)

| NO | PLAYER | POS | HT | WT | BIRTHDATE | FROM | WNBA YRS | PRONUNCIATION | TWITTER HANDLE |
|----|----------------------|-----|------|-----|------------|------------------|----------|-----------------|------------------|
| 2 | Kahleah Copper | G/F | 6-1 | 155 | 08/28/1994 | Rutgers | 3 | Kuh-LEE-ah | @kahleahcopper |
| 1 | Diamond DeShields | G | 6-1 | 163 | 03/05/1995 | Tennessee | 1 | | @DDDeShields |
| 31 | Stefanie Dolson | C | 6-5 | 214 | 01/08/1992 | Connecticut | 5 | | @bigmommastef |
| 21 | Jamiera Faulkner | G | 5-6 | 141 | 03/09/1992 | Southern Miss | 4 | jah-MEER-rah | @The_Comeup21 |
| 0 | Chloe Jackson | G | 5-8 | 147 | 08/21/1996 | Baylor | R | | |
| 7 | Jantel Lavender | F/C | 6-4 | 185 | 11/12/1988 | Ohio State | 8 | | |
| 45 | Astou Ndour | C | 6-5 | 165 | 08/22/1994 | Senegal | 3 | ah-stoo Nuh-doo | @NdouraStou |
| 32 | Cheyenne Parker | F | 6-4 | 190 | 08/22/1992 | Middle Tennessee | 4 | SHY-ann | @prettyballer42 |
| 22 | Katie Lou Samuelson | G/F | 6-3 | 169 | 06/13/1997 | Connecticut | R | | |
| 14 | Allie Quigley | G | 5-10 | 140 | 06/20/1986 | DePaul | 10 | | @alliquigley |
| 22 | Courtney Vandersloot | G | 5-8 | 145 | 02/08/1989 | Gonzaga | 8 | VAN-der-SLEWT | @Sloot22 |
| 15 | Gabby Williams | F | 5-11 | 172 | 09/08/1996 | Connecticut | 1 | | @gabbywilliams15 |


GENERAL MANAGER/HEAD COACH:
ASSISTANT COACHES:
STRENGTH & CONDITIONING COACH:
PLAYER DEVELOPMENT COACH:
HEAD ATHLETIC TRAINER:

James Wade
Carla Morrow, Bridget Pettis
Ann Crosby
Emre Vatansever
Meghan Lockerby

2019 SEASON TEAM LEADERS

POINTS

Diamond DeShields
14.9 PPG



REBOUNDS

Jantel Lavender
7.0 RPG



ASSISTS

Courtney Vandersloot
8.7 APG



STEALS

Courtney Vandersloot
1.4 SPG



BLOCKS

Cheyenne Parker
1.4 BPG




SPOTTER'S CHART

0



Chloe Jackson

1



Diamond DeShields

2



Kahleah Copper

7



Jantel Lavender

14



Allie Quigley

15




Gabby Williams

21




Jamierra Faulkner

22



Courtney Vandersloot

31



Stefanie Dolson

32



Cheyenne Parker

33



Katie Lou Samuelson

45



Astou Ndour



SKY - TEAM NOTES

2019 SEASON THUS FAR

The Sky enter with an 11-9 record, having just had their four-game winning streak snapped by the Sun on the road. As a team, the Sky lead the WNBA in assists per game and rank second in field-goal percentage and in three-point percentage. Chicago places third in points per game. The Sky sent three players— **Diamond DeShields**, **Courtney Vandersloot** and **Allie Quigley**— to the All-Star game last weekend, tied with the Aces for the most representatives from any team this season.

THE SKY'S RECORD THIS SEASON WHEN THEY...

Out-assist their opponents: 9-5 (the Sky have out-assisted their opponents 14 of 20 games this season)

Out-rebound their opponents: 7-3 (the Sky have only held the edge in offensive rebounds in four games this season)

Lose the turnover battle: 8-5 (the Sky have lost the turnover battle a whopping 13 times this season, and yet they have managed a respectable record in those games)

Shoot a higher FG% than their opponents: 10-1

Shoot a higher 3PT% than their opponents: 9-3

TONIGHT'S OPPONENT: ATLANTA DREAM

The Sky possess a 27-18 all-time record against the Dream and stand 12-11 in Atlanta. In the team's first matchup of the season, **Stefanie Dolson** hit the game-winner with 2.3 seconds left to go, also tying a career-high for blocks in the game with five. **Diamond DeShields** scored 20 of her 22 points in the first half, **Cheyenne Parker** contributed 10 rebounds and **Courtney Vandersloot** tallied nine points and nine assists. For the Dream, former Sky forward **Jessica Breland** posted her lone double-double of the season with 10 points and 11 boards, and point guard **Renee Montgomery** scored a season-high 23 points.

LAST SEASON AGAINST THE DREAM

In 2018, the Dream won two of the three times the teams times squared off, with none of the matchups decided by fewer than 13 points. In the lone Sky victory, Diamond DeShields scored 23 and Allie Quigley went for 22.

2019 SKY VS. DREAM

Wednesday, July 17 vs. ATL W 77-76

Saturday, August 3 at ATL

Tuesday, August 20 at ATL





SKY - PLAYER NOTES

COURTNEY'S COMING FOR CAPPIE

Courtney Vandersloot is coming off of her third double-double of the season, an 11-assist performance against the Sun, and the two-time All-Star point guard needs 21 assists to surpass Cappie Pondexter for sixth on the WNBA all-time assists list.

A BALANCED ATTACK

In 20 games this season, the Sky have had eight different scoring leaders in a game. Here are the players who have led Chicago in scoring and the team's record when that player was the leading scorer:

Kahleah Copper (0-1)
Diamond DeShields (3-4)
Stefanie Dolson (1-0)
Jantel Lavender (2-0)
Cheyenne Parker (2-0)
Allie Quigley (3-4)
Courtney Vandersloot (2-0)
Gabby Williams (0-1)

GANG REBOUNDING

The Sky, who are tied for third in the WNBA in rebounds per game, have had six different rebounding leaders this season. Below are the players who have led Chicago in rebounding and the team's record when each player is the leading rebounder:

Diamond DeShields (1-3)
Stefanie Dolson (2-4)
Jantel Lavender (4-4)
Cheyenne Parker (4-1)
Allie Quigley (0-2)
Courtney Vandersloot (2-0)

DOLSON IS QUIETLY HAVING A CAREER SEASON

In her sixth WNBA season, **Stefanie Dolson** is averaging a career high 6.0 rebounds per game, while shooting 53 percent from the floor and 96.3 percent from the free-throw line.

Dolson, a WNBA All-Star in 2015 and 2017, has started each of the Sky's first 20 games this season.





2019 REGULAR SEASON LEADERS

| | 10+ Points | 20+ Points | 30+ Points | 10+ Rebounds | 10+ Assists | Double Doubles |
|----------------------|------------|------------|------------|--------------|-------------|-------------------|
| Kahleah Cooper | 5 | | | | | |
| Diamond DeShields | 17 | 6 | | | | |
| Stefanie Dolson | 9 | | | 1 | | |
| Jamierra Faulkner | | | | | | |
| Chloe Jackson | | | | | | |
| Jantel Lavender | 7 | 2 | | 3 | | 2 |
| Astou Ndour | | | | | | |
| Cheyenne Parker | 5 | 1 | | 5 | | 2 |
| Allie Quigley | 16 | 4 | | | | |
| Katie Lou Samuelson | | | | | | |
| Courtney Vandersloot | 8 | 2 | | | 6 | 3 |
| Gabby Williams | 4 | | | | | |



T E A M S T A T I S T I C S

| | FGM | FGA | FG% | FTM | FTA | FT% | 3PM | 3PA | 3P% | OFF | DEF | TOT | AST | STL | BLK | PTS |
|---------------|-----|------|------|-----|-----|-------|-----|-----|------|-----|-----|-----|-----|-----|-----|------|
| 5/29 at MIN | 28 | 70 | 40.0 | 12 | 15 | 80.0 | 3 | 13 | 23.1 | 6 | 23 | 29 | 19 | 11 | 3 | 71 |
| 6/1 vs. SEA | 36 | 70 | 51.4 | 4 | 5 | 80.0 | 7 | 22 | 31.8 | 5 | 32 | 37 | 27 | 8 | 3 | 83 |
| 6/5 at WAS | 34 | 68 | 50.0 | 11 | 14 | 78.6 | 6 | 20 | 30.0 | 12 | 20 | 32 | 20 | 7 | 3 | 85 |
| 6/9 vs. SEA | 31 | 73 | 42.5 | 8 | 11 | 72.7 | 8 | 22 | 36.4 | 11 | 34 | 45 | 20 | 8 | 2 | 78 |
| 6/11 vs. PHX | 32 | 73 | 43.8 | 6 | 6 | 100.0 | 12 | 23 | 52.2 | 9 | 30 | 39 | 22 | 5 | 4 | 82 |
| 6/15 at IND | 22 | 68 | 32.4 | 18 | 20 | 90.0 | 8 | 21 | 38.1 | 13 | 32 | 45 | 17 | 4 | 6 | 70 |
| 6/19 at NY | 34 | 67 | 50.7 | 16 | 20 | 80.0 | 7 | 19 | 36.8 | 5 | 35 | 40 | 20 | 6 | 7 | 91 |
| 6/21 vs. IND | 25 | 67 | 37.3 | 12 | 13 | 92.3 | 7 | 23 | 30.4 | 5 | 20 | 25 | 18 | 8 | 4 | 69 |
| 6/23 vs. CONN | 38 | 72 | 52.8 | 9 | 10 | 90.0 | 8 | 22 | 36.4 | 5 | 35 | 40 | 22 | 10 | 4 | 93 |
| 6/26 vs. WAS | 29 | 69 | 42.0 | 11 | 11 | 100 | 5 | 22 | 22.7 | 7 | 27 | 34 | 18 | 4 | 8 | 74 |
| 6/28 at SEA | 31 | 65 | 47.7 | 9 | 14 | 64.3 | 5 | 16 | 31.3 | 9 | 28 | 37 | 18 | 6 | 4 | 76 |
| 6/30 at LA | 24 | 72 | 33.3 | 11 | 13 | 84.6 | 10 | 24 | 41.7 | 9 | 22 | 31 | 13 | 7 | 7 | 69 |
| 7/2 at LV | 31 | 70 | 44.3 | 11 | 12 | 91.7 | 9 | 23 | 39.1 | 6 | 28 | 34 | 25 | 9 | 2 | 82 |
| 7/7 vs. DAL | 28 | 63 | 44.4 | 14 | 16 | 87.5 | 8 | 20 | 40 | 3 | 31 | 34 | 23 | 4 | 1 | 78 |
| 7/10 vs. MIN | 27 | 73 | 37.0 | 10 | 13 | 76.9 | 8 | 27 | 29.6 | 8 | 30 | 38 | 21 | 6 | 9 | 72 |
| 7/12 vs. NY | 38 | 70 | 54.3 | 18 | 24 | 75.0 | 5 | 12 | 41.7 | 5 | 30 | 35 | 30 | 7 | 4 | 99 |
| 7/14 at DAL | 32 | 63 | 50.8 | 14 | 17 | 82.4 | 11 | 20 | 55.0 | 4 | 31 | 35 | 26 | 4 | 3 | 89 |
| 7/17 vs. ATL | 29 | 69 | 42.0 | 13 | 17 | 76.5 | 6 | 22 | 27.3 | 9 | 34 | 43 | 19 | 5 | 9 | 77 |
| 7/21 vs. IND | 28 | 63 | 44.4 | 14 | 18 | 77.8 | 8 | 22 | 36.4 | 11 | 29 | 40 | 22 | 3 | 5 | 78 |
| 7/30 at CONN | 33 | 73 | 45.2 | 18 | 23 | 78.3 | 10 | 29 | 34.5 | 8 | 23 | 31 | 26 | 6 | 3 | 94 |
| 8/3 at ATL | | | | | | | | | | | | | | | | |
| 8/7 vs. NY | | | | | | | | | | | | | | | | |
| 8/9 at LV | | | | | | | | | | | | | | | | |
| 8/11 at LA | | | | | | | | | | | | | | | | |
| 8/16 vs. LA | | | | | | | | | | | | | | | | |
| 8/18 vs. LV | | | | | | | | | | | | | | | | |
| 8/20 at ATL | | | | | | | | | | | | | | | | |
| 8/23 vs. WAS | | | | | | | | | | | | | | | | |
| 8/25 at PHX | | | | | | | | | | | | | | | | |
| 8/27 at MIN | | | | | | | | | | | | | | | | |
| 8/29 vs. DAL | | | | | | | | | | | | | | | | |
| 9/1 vs. PHX | | | | | | | | | | | | | | | | |
| 9/6 at CONN | | | | | | | | | | | | | | | | |
| 9/8 at WAS | | | | | | | | | | | | | | | | |
| TOTALS | 610 | 1378 | 44.3 | 239 | 292 | 81.8 | 151 | 422 | 35.8 | 150 | 574 | 724 | 426 | 128 | 91 | 1610 |



C
H
I
C
A
G
O

S
K
Y

0

Chloe Jackson

G

5-8

147

08/21/96

Baylor

Rookie



| 2019 Season Highs | | Date |
|-------------------|------------------------|--------------------------|
| PTS | 4 at MIN | 05/29/2019 |
| FGM | 2 at MIN | 05/29/2019 |
| FGA | 5 at MIN | 05/29/2019 |
| 3FGM | | |
| 3FGA | | |
| FTM | 1 at CON | 7/30/19 |
| FTA | 2, 3x | 07/30/2019 (most recent) |
| OR | 1, 2x (at WAS, at CON) | 07/30/2019 (most recent) |
| DR | 1 at MIN | 05/29/2019 |
| TR | 2 at CON | 07/30/2019 |
| AST | 2 at MIN | 05/29/2019 |
| STL | 3 at MIN | 05/29/2019 |
| BLK | | |
| MIN | 10 at MIN | 05/29/2019 |

| 2019 GAME-BY-GAME STATISTICS | | | | | | | | | | | | | | | |
|------------------------------|------|-----|-----|----|-----|----|----|----|----|-----|----|-----|----|----|-----|
| Date | OPP | W/L | MIN | FG | 3FG | FT | OR | DR | TR | AST | PF | STL | TO | BS | PTS |
| 5/29 | MIN | L | 10 | 2 | 0 | 0 | 0 | 1 | 1 | 2 | 0 | 3 | 1 | 0 | 4 |
| 6/1 | SEA | W | 0 | 0 | 0 | 0 | 0 | 0 | 0 | 0 | 0 | 0 | 0 | 0 | 0 |
| 6/5 | WAS | L | 6 | 0 | 0 | 0 | 1 | 0 | 1 | 0 | 0 | 1 | 1 | 0 | 0 |
| 6/9 | SEA | W | 0 | 0 | 0 | 0 | 0 | 0 | 0 | 0 | 0 | 0 | 0 | 0 | 0 |
| 6/11 | PHX | W | 3 | 0 | 0 | 0 | 0 | 0 | 0 | 1 | 1 | 0 | 1 | 0 | 0 |
| 6/15 | IND | W | 0 | 0 | 0 | 0 | 0 | 0 | 0 | 0 | 0 | 0 | 0 | 0 | 0 |
| 6/19 | NY | W | 0 | 0 | 0 | 0 | 0 | 0 | 0 | 0 | 0 | 0 | 0 | 0 | 0 |
| 6/21 | IND | L | 0 | 0 | 0 | 0 | 0 | 0 | 0 | 0 | 0 | 0 | 0 | 0 | 0 |
| 6/23 | CONN | W | 0 | 0 | 0 | 0 | 0 | 0 | 0 | 0 | 0 | 0 | 0 | 0 | 0 |
| 6/26 | WAS | L | 0 | 0 | 0 | 0 | 0 | 0 | 0 | 0 | 0 | 0 | 0 | 0 | 0 |
| 6/28 | SEA | L | 0 | 0 | 0 | 0 | 0 | 0 | 0 | 0 | 0 | 0 | 0 | 0 | 0 |
| 6/30 | LA | L | 4 | 0 | 0 | 0 | 0 | 1 | 1 | 0 | 0 | 0 | 0 | 0 | 0 |
| 7/2 | LV | L | 0 | 0 | 0 | 0 | 0 | 0 | 0 | 0 | 0 | 0 | 0 | 0 | 0 |
| 7/7 | DAL | W | 0 | 0 | 0 | 0 | 0 | 0 | 0 | 0 | 0 | 0 | 0 | 0 | 0 |
| 7/10 | MIN | L | 0 | 0 | 0 | 0 | 0 | 0 | 0 | 0 | 0 | 0 | 0 | 0 | 0 |
| 7/12 | NY | W | 2 | 0 | 0 | 0 | 0 | 0 | 0 | 0 | 0 | 0 | 0 | 0 | 0 |
| 7/14 | DAL | W | 0 | 0 | 0 | 0 | 0 | 0 | 0 | 0 | 0 | 0 | 0 | 0 | 0 |
| 7/17 | ATL | W | 0 | 0 | 0 | 0 | 0 | 0 | 0 | 0 | 0 | 0 | 0 | 0 | 0 |
| 7/21 | IND | W | 0 | 0 | 0 | 0 | 0 | 0 | 0 | 0 | 0 | 0 | 0 | 0 | 0 |
| 7/30 | CONN | L | 3 | 0 | 0 | 1 | 1 | 1 | 2 | 0 | 0 | 0 | 0 | 0 | 1 |
| 8/3 | ATL | | | | | | | | | | | | | | |
| 8/7 | NY | | | | | | | | | | | | | | |
| 8/9 | LV | | | | | | | | | | | | | | |
| 8/11 | LA | | | | | | | | | | | | | | |
| 8/16 | LA | | | | | | | | | | | | | | |
| 8/18 | LV | | | | | | | | | | | | | | |
| 8/20 | ATL | | | | | | | | | | | | | | |
| 8/23 | WAS | | | | | | | | | | | | | | |
| 8/25 | PHX | | | | | | | | | | | | | | |
| 8/27 | MIN | | | | | | | | | | | | | | |
| 8/29 | DAL | | | | | | | | | | | | | | |
| 9/1 | PHX | | | | | | | | | | | | | | |
| 9/6 | CONN | | | | | | | | | | | | | | |
| 9/8 | WAS | | | | | | | | | | | | | | |

| 2019 SEASON AVERAGES | | | | | | | | | | | |
|----------------------|----|-----|-----|-----|-----|------|-----|-----|------|------|------|
| G | GS | PPG | RPG | APG | SPG | TOPG | BPG | MPG | FG% | 3FG% | FT% |
| 6 | 0 | 0.8 | 0.8 | 0.5 | 0.6 | 0.5 | 0.0 | 4.6 | 25.0 | -- | 16.7 |

| 2018 SEASON AVERAGES | | | | | | | | | | | |
|----------------------|----|-----|-----|-----|-----|------|-----|-----|-----|------|-----|
| G | GS | PPG | RPG | APG | SPG | TOPG | BPG | MPG | FG% | 3FG% | FT% |
| -- | -- | -- | -- | -- | -- | -- | -- | -- | -- | -- | -- |

Chloe Jackson (born August 21, 1996) is a guard for the Chicago Sky. She played college basketball at Baylor.

CAREER HIGHLIGHTS:

-Drafted No. 15 overall in the 2019 WNBA Draft, by the Chicago Sky.

2018-2019: In her fifth year of eligibility, Jackson played at Baylor University, averaging 11.4 points per game, with a season-high of 26 points against Notre Dame on 04/07/19. Jackson had 189 assists in 35 games, averaging 5.4 per game. She had a season-high in assists, with 11, against Iowa State on 01/23/19.

2017-2018: In her second season at LSU, Jackson averaged 18.1 points per game, with 526 point in 29 games.

2016-2017: Jackson started in all 32 games in her first season of eligibility at LSU. She was second on the team in scoring, averaging 13.1 points per game. Jackson logged 20 or more points in six of the 32 games.

1

Diamond DeShields

G/F

6-1

163

03/05/95

Tennessee

2nd Season



| 2019 Season Highs | | Date |
|-------------------|--------------------------|--------------------------|
| PTS | 26 at DAL | 07/14/19 |
| FGM | 10 vs. PHX | 06/11/2019 |
| FGA | 19, 2x (vs. PHX, at LAS) | 06/30/2019 |
| 3FGM | 5, 2x (vs. PHX, at DAL) | 07/14/2019 (most recent) |
| 3FGA | 8 vs. PHX | 06/11/2019 |
| FTM | 10 vs. ATL | 07/17/19 |
| FTA | 13 vs. ATL | 07/17/2019 |
| OR | 4 at WAS | 06/05/2019 |
| DR | 9 vs. CONN | 06/23/2019 |
| TR | 9, 3x | 07/10/2019 |
| AST | 4, 6x | 07/21/2019 (most recent) |
| STL | 3, 4x | 07/30/2019 (most recent) |
| BLK | 2 vs. WAS | 06/26/2019 |
| MIN | 37 vs. IND | 06/21/2019 |

Diamond DeShields (born March 5, 1995) is a guard for the Chicago Sky. She played college basketball at Tennessee

CAREER HIGHLIGHTS:

-Drafted No. 3 overall in the 2018 WNBA Draft, by the Chicago Sky.

2018 HIGHLIGHTS WITH CHICAGO:

-Finished her first season ranking second on the team for points, averaging 14.4 per game.

-In DeShields' rookie year, she started in 33 out of 34 games played.

-Ranked second on the team for average rebounds at 4.9.

INTERNATIONAL HIGHLIGHTS:

2017-2018: In 2017 Diamond DeShields took her career overseas ending up in Turkey. DeShields played 22 games, averaging 16.9 points per game, with a free-throw percentage of 80.6%, an average higher than her college career.

COLLEGE HIGHLIGHTS:

2016-2017: In her second year at Tennessee, DeShields averaged 17.4 points per game, scoring 504 points in her total 29 games played.

2015-2016:

In her first year at Tennessee, DeShields averaged 5.2 rebounds per game, with an average of 14.3 points per game.

2013-2014:

In her first year at UNC, DeShields averaged 18.0 points per game, shooting 42.6% from the field and 77.6% from the line.

2019 GAME-BY-GAME STATISTICS

| Date | OPP | W/L | MIN | FG | 3FG | FT | OR | DR | TR | AST | PF | STL | TO | BS | PTS |
|------|------|-----|-----|----|-----|----|----|----|----|-----|----|-----|----|----|-----|
| 5/29 | MIN | L | 11 | 0 | 0 | 0 | 0 | 1 | 1 | 0 | 3 | 0 | 0 | 0 | 0 |
| 6/1 | SEA | W | 35 | 9 | 2 | 1 | 0 | 5 | 5 | 3 | 1 | 2 | 2 | 1 | 21 |
| 6/5 | WAS | L | 31 | 9 | 3 | 3 | 4 | 1 | 5 | 4 | 1 | 1 | 1 | 0 | 24 |
| 6/9 | SEA | W | 27 | 3 | 1 | 0 | 2 | 5 | 7 | 3 | 2 | 2 | 2 | 0 | 7 |
| 6/11 | PHX | W | 36 | 10 | 5 | 0 | 1 | 1 | 2 | 2 | 3 | 3 | 1 | 1 | 25 |
| 6/15 | IND | W | 31 | 3 | 1 | 0 | 1 | 7 | 8 | 2 | 2 | 1 | 2 | 0 | 7 |
| 6/19 | NY | W | 32 | 4 | 2 | 2 | 0 | 8 | 8 | 4 | 1 | 0 | 0 | 1 | 12 |
| 6/21 | IND | L | 37 | 6 | 1 | 6 | 0 | 5 | 5 | 0 | 2 | 0 | 1 | 0 | 19 |
| 6/23 | CONN | W | 29 | 5 | 2 | 0 | 0 | 9 | 9 | 2 | 5 | 2 | 6 | 0 | 12 |
| 6/26 | WAS | L | 28 | 3 | 0 | 2 | 2 | 7 | 9 | 2 | 0 | 0 | 4 | 2 | 8 |
| 6/28 | SEA | L | 33 | 7 | 0 | 5 | 2 | 4 | 6 | 3 | 4 | 1 | 4 | 0 | 19 |
| 6/30 | LA | L | 31 | 7 | 3 | 6 | 0 | 5 | 5 | 0 | 3 | 1 | 1 | 0 | 23 |
| 7/2 | LV | L | 30 | 3 | 0 | 5 | 0 | 4 | 4 | 3 | 5 | 3 | 5 | 0 | 11 |
| 7/7 | DAL | W | 31 | 4 | 2 | 0 | 0 | 5 | 5 | 4 | 3 | 0 | 2 | 0 | 10 |
| 7/10 | MIN | L | 30 | 4 | 0 | 5 | 2 | 7 | 9 | 4 | 1 | 1 | 2 | 1 | 13 |
| 7/12 | NY | W | 22 | 7 | 0 | 2 | 0 | 6 | 6 | 2 | 2 | 2 | 1 | 1 | 16 |
| 7/14 | DAL | W | 29 | 7 | 5 | 7 | 0 | 2 | 2 | 1 | 3 | 3 | 1 | 0 | 26 |
| 7/17 | ATL | W | 32 | 5 | 2 | 10 | 2 | 6 | 8 | 4 | 4 | 1 | 3 | 1 | 22 |
| 7/21 | IND | W | 31 | 5 | 1 | 2 | 2 | 5 | 7 | 6 | 1 | 1 | 1 | 0 | 13 |
| 7/30 | CONN | L | 29 | 3 | 1 | 3 | 0 | 3 | 3 | 2 | 4 | 3 | 4 | 0 | 10 |
| 8/3 | ATL | | | | | | | | | | | | | | |
| 8/7 | NY | | | | | | | | | | | | | | |
| 8/9 | LV | | | | | | | | | | | | | | |
| 8/11 | LA | | | | | | | | | | | | | | |
| 8/16 | LA | | | | | | | | | | | | | | |
| 8/18 | LV | | | | | | | | | | | | | | |
| 8/20 | ATL | | | | | | | | | | | | | | |
| 8/23 | WAS | | | | | | | | | | | | | | |
| 8/25 | PHX | | | | | | | | | | | | | | |
| 8/27 | MIN | | | | | | | | | | | | | | |
| 8/29 | DAL | | | | | | | | | | | | | | |
| 9/1 | PHX | | | | | | | | | | | | | | |
| 9/6 | CONN | | | | | | | | | | | | | | |
| 9/8 | WAS | | | | | | | | | | | | | | |

2019 SEASON AVERAGES

| G | GS | PPG | RPG | APG | SPG | TOPG | BPG | MPG | FG% | 3FG% | FT% |
|----|----|------|-----|-----|-----|------|-----|------|------|------|------|
| 20 | 20 | 14.9 | 5.7 | 2.5 | 1.3 | 2.1 | 0.4 | 29.6 | 37.5 | 33.3 | 79.7 |

2018 SEASON AVERAGES

| G | GS | PPG | RPG | APG | SPG | TOPG | BPG | MPG | FG% | 3FG% | FT% |
|----|----|------|-----|-----|-----|------|-----|------|------|------|------|
| 34 | 33 | 14.4 | 4.9 | 2.2 | 1.0 | 2.0 | 0.2 | 28.5 | 42.5 | 32.8 | 83.6 |

2

Kahleah Copper

G/F

6-1

155

08/28/94

Rutgers

4th Season



| 2019 Season Highs | | Date |
|-------------------|--------------------------|--------------------------|
| PTS | 16 vs. DAL | 07/07/2019 |
| FGM | 5, 2x (vs. DAL, vs. ATL) | 07/17/2019 (most recent) |
| FGA | 10, 2x (at SEA, vs. DAL) | 07/07/2019 |
| 3FGM | 2, 3x | 07/02/2019 |
| 3FGA | 4 at LAS | 06/30/2019 |
| FTM | 7 at IND | 06/15/2019 |
| FTA | 8 at IND | 06/15/2019 |
| OR | 2 at CON | 07/30/2019 |
| DR | 5 at MIN | 05/29/2019 |
| TR | 5 at MIN | 05/29/2019 |
| AST | 3, 3x | 07/30/2019 (most recent) |
| STL | 1, 7x | 07/12/2019 |
| BLK | 2 vs. MIN | 07/10/2019 |
| MIN | 23 vs. DAL | 07/07/2019 |

2019 GAME-BY-GAME STATISTICS

| Date | OPP | W/L | MIN | FG | 3FG | FT | OR | DR | TR | AST | PF | STL | TO | BS | PTS |
|------|------|-----|-----|----|-----|----|----|----|----|-----|----|-----|----|----|-----|
| 5/29 | MIN | L | 18 | 4 | 0 | 3 | 0 | 5 | 5 | 0 | 3 | 1 | 3 | 0 | 11 |
| 6/1 | SEA | W | 11 | 2 | 0 | 0 | 0 | 3 | 3 | 1 | 1 | 0 | 0 | 0 | 4 |
| 6/5 | WAS | L | 12 | 2 | 0 | 0 | 0 | 0 | 0 | 0 | 3 | 1 | 1 | 0 | 4 |
| 6/9 | SEA | W | 18 | 3 | 1 | 2 | 1 | 3 | 4 | 3 | 2 | 0 | 2 | 0 | 9 |
| 6/11 | PHX | W | 14 | 1 | 0 | 2 | 0 | 2 | 2 | 1 | 1 | 1 | 1 | 0 | 4 |
| 6/15 | IND | W | 13 | 0 | 0 | 7 | 0 | 3 | 3 | 0 | 1 | 1 | 1 | 0 | 7 |
| 6/19 | NY | W | 13 | 4 | 0 | 0 | 0 | 0 | 0 | 1 | 3 | 0 | 0 | 0 | 8 |
| 6/21 | IND | L | 10 | 1 | 0 | 0 | 0 | 1 | 1 | 0 | 1 | 0 | 0 | 0 | 2 |
| 6/23 | CONN | W | 17 | 2 | 2 | 0 | 0 | 0 | 0 | 1 | 2 | 1 | 1 | 0 | 6 |
| 6/26 | WAS | L | 13 | 2 | 0 | 0 | 0 | 3 | 3 | 0 | 1 | 0 | 1 | 0 | 4 |
| 6/28 | SEA | L | 21 | 4 | 0 | 1 | 1 | 1 | 2 | 1 | 3 | 0 | 0 | 0 | 9 |
| 6/30 | LA | L | 19 | 4 | 2 | 2 | 0 | 0 | 0 | 1 | 1 | 0 | 2 | 0 | 12 |
| 7/2 | LV | L | 14 | 3 | 2 | 3 | 0 | 1 | 1 | 0 | 1 | 0 | 1 | 0 | 11 |
| 7/7 | DAL | W | 23 | 5 | 1 | 5 | 1 | 1 | 2 | 1 | 1 | 1 | 3 | 0 | 16 |
| 7/10 | MIN | L | 22 | 3 | 1 | 2 | 0 | 3 | 3 | 3 | 1 | 0 | 0 | 2 | 9 |
| 7/12 | NY | W | 19 | 4 | 0 | 1 | 0 | 0 | 0 | 2 | 2 | 1 | 1 | 0 | 9 |
| 7/14 | DAL | W | 15 | 2 | 0 | 2 | 0 | 2 | 2 | 2 | 2 | 0 | 1 | 0 | 6 |
| 7/17 | ATL | W | 18 | 5 | 0 | 0 | 0 | 2 | 2 | 0 | 1 | 0 | 3 | 0 | 10 |
| 7/21 | IND | W | 14 | 1 | 0 | 1 | 0 | 1 | 1 | 0 | 0 | 0 | 4 | 0 | 3 |
| 7/30 | CONN | L | 16 | 2 | 1 | 0 | 2 | 0 | 2 | 3 | 1 | 0 | 4 | 0 | 5 |
| 8/3 | ATL | | | | | | | | | | | | | | |
| 8/7 | NY | | | | | | | | | | | | | | |
| 8/9 | LV | | | | | | | | | | | | | | |
| 8/11 | LA | | | | | | | | | | | | | | |
| 8/16 | LA | | | | | | | | | | | | | | |
| 8/18 | LV | | | | | | | | | | | | | | |
| 8/20 | ATL | | | | | | | | | | | | | | |
| 8/23 | WAS | | | | | | | | | | | | | | |
| 8/25 | PHX | | | | | | | | | | | | | | |
| 8/27 | MIN | | | | | | | | | | | | | | |
| 8/29 | DAL | | | | | | | | | | | | | | |
| 9/1 | PHX | | | | | | | | | | | | | | |
| 9/6 | CONN | | | | | | | | | | | | | | |
| 9/8 | WAS | | | | | | | | | | | | | | |

2019 SEASON AVERAGES

| G | GS | PPG | RPG | APG | SPG | TOPG | BPG | MPG | FG% | 3FG% | FT% |
|----|----|-----|-----|-----|-----|------|-----|------|------|------|------|
| 20 | 0 | 7.5 | 1.8 | 1.0 | 0.3 | 1.4 | 0.1 | 16.1 | 39.7 | 33.3 | 77.5 |

2018 SEASON AVERAGES

| G | GS | PPG | RPG | APG | SPG | TOPG | BPG | MPG | FG% | 3FG% | FT% |
|----|----|-----|-----|-----|-----|------|-----|------|------|------|------|
| 33 | 2 | 7.1 | 2.2 | 0.6 | 0.3 | 0.9 | 0.1 | 15.9 | 39.7 | 37.5 | 87.5 |

CAREER HIGHLIGHTS:

Drafted No. 7 overall by the Washington Mystics in the 2016 WNBA Draft

2016 HIGHLIGHTS WITH CHICAGO:

Started in 3 out of 30 games played
 Ranked ninth on team in scoring with 6.2 points per game
 Ranked fourth on team in rebounds with 3.1 per game
 Finished the season first overall in three point field goal percentage (.467) and sixth overall in field goal percentage (.471)

COLLEGE HIGHLIGHTS:

Ranked No. 3 on Rutgers' career points chart behind only future WNBA stars Cappie Pondexter and Sue Wicks.
 Fourth Scarlet Knight woman to top 1,800 career points.

2015-16:

All-Big Ten First Team pick (coaches and media)
 One of 20 named to the Drysdale Award Watch List as nation's top player.
 Scored in double figures in 30 games.

2014-15:

Second Team All-Big Ten (coaches and media) after being Rutgers' leading scorer for second straight season
 Was 7th in Big Ten in scoring. reached double-figure scoring in all but four contests; led Scarlet Knights in scoring in 15 games.

2013-14:

Named WNIT's Most Valuable Player and First Team All-American Athletic Conf. Excelled twice against eventual NCAA champ UConn, putting up 20 and 22-pt. efforts vs. Huskies.

2012-13:

Named to BIG EAST All-Freshman Team. A McDonald's All-America prep player at Philadelphia's Prep Charter, she chose Rutgers in order to be closer to mom, Leticia, who was undergoing treatment for breast cancer

7

Jantel Lavender

F/C

6-4

185

11/12/88

Ohio State

9th Season



| 2019 Season Highs | | | Date |
|-------------------|-------------------------|--|--------------------------|
| PTS | 20 vs. DAL | | 07/07/2019 |
| FGM | 8, 2x (vs. NY, vs. DAL) | | 07/12/2019 |
| FGA | 14 vs. NY | | 07/12/2019 |
| 3FGM | 2 at DAL | | 07/14/2019 |
| 3FGA | 4 at DAL | | 07/14/2019 |
| FTM | 3 vs. DAL | | 07/07/2019 |
| FTA | 3 vs. DAL | | 07/07/2019 |
| OR | 4 vs. WAS | | 06/26/2019 |
| DR | 11 vs. CONN | | 06/23/2019 |
| TR | 13 vs. CONN | | 06/23/2019 |
| AST | 3, 2x (vs. SEA, at DAL) | | 07/14/2019 (most recent) |
| STL | 2 vs. SEA | | 06/01/2019 |
| BLK | 3, 2x (at IND, at NY) | | 06/19/2019 |
| MIN | 37 vs. DAL | | 07/07/2019 |

2019 GAME-BY-GAME STATISTICS

| Date | OPP | W/L | MIN | FG | 3FG | FT | OR | DR | TR | AST | PF | STL | TO | BS | PTS |
|------|------|-----|-----|----|-----|----|----|----|----|-----|----|-----|----|----|-----|
| 5/29 | MIN | L | 22 | 4 | 0 | 2 | 1 | 2 | 3 | 1 | 3 | 1 | 1 | 0 | 10 |
| 6/1 | SEA | W | 32 | 4 | 0 | 0 | 3 | 4 | 7 | 3 | 1 | 2 | 4 | 0 | 8 |
| 6/5 | WAS | L | 29 | 7 | 1 | 0 | 1 | 4 | 5 | 1 | 0 | 0 | 2 | 0 | 15 |
| 6/9 | SEA | W | 24 | 2 | 0 | 2 | 2 | 5 | 7 | 2 | 1 | 0 | 1 | 0 | 6 |
| 6/11 | PHX | W | 22 | 1 | 0 | 0 | 2 | 2 | 4 | 0 | 4 | 0 | 2 | 0 | 2 |
| 6/15 | IND | W | 33 | 3 | 0 | 0 | 2 | 5 | 7 | 2 | 2 | 1 | 0 | 3 | 6 |
| 6/19 | NY | W | 25 | 4 | 0 | 0 | 2 | 5 | 7 | 1 | 0 | 0 | 2 | 3 | 8 |
| 6/21 | IND | L | 27 | 4 | 0 | 0 | 2 | 5 | 7 | 0 | 3 | 0 | 2 | 0 | 8 |
| 6/23 | CONN | W | 31 | 4 | 0 | 0 | 2 | 11 | 13 | 2 | 1 | 0 | 0 | 1 | 8 |
| 6/26 | WAS | L | 28 | 2 | 0 | 2 | 4 | 3 | 7 | 1 | 2 | 0 | 2 | 1 | 6 |
| 6/28 | SEA | L | 32 | 6 | 1 | 0 | 2 | 8 | 10 | 0 | 1 | 0 | 2 | 1 | 13 |
| 6/30 | LA | L | 22 | 3 | 0 | 0 | 2 | 1 | 3 | 0 | 1 | 0 | 0 | 1 | 6 |
| 7/2 | LV | L | 25 | 6 | 0 | 0 | 2 | 4 | 6 | 0 | 1 | 1 | 2 | 0 | 12 |
| 7/7 | DAL | W | 37 | 8 | 1 | 3 | 1 | 9 | 10 | 1 | 2 | 0 | 1 | 0 | 20 |
| 7/10 | MIN | L | 17 | 2 | 0 | 0 | 0 | 6 | 6 | 1 | 1 | 0 | 1 | 1 | 4 |
| 7/12 | NY | W | 25 | 8 | 0 | 1 | 3 | 4 | 7 | 1 | 1 | 0 | 3 | 0 | 17 |
| 7/14 | DAL | W | 31 | 7 | 2 | 0 | 1 | 6 | 7 | 3 | 2 | 0 | 1 | 1 | 16 |
| 7/17 | ATL | W | 24 | 4 | 0 | 0 | 1 | 4 | 5 | 1 | 2 | 0 | 2 | 1 | 8 |
| 7/21 | IND | W | 29 | 4 | 0 | 0 | 3 | 8 | 11 | 1 | 1 | 0 | 1 | 0 | 8 |
| 7/30 | CONN | L | 32 | 4 | 0 | 1 | 3 | 4 | 7 | 0 | 2 | 1 | 0 | 0 | 9 |
| 8/3 | ATL | | | | | | | | | | | | | | |
| 8/7 | NY | | | | | | | | | | | | | | |
| 8/9 | LV | | | | | | | | | | | | | | |
| 8/11 | LA | | | | | | | | | | | | | | |
| 8/16 | LA | | | | | | | | | | | | | | |
| 8/18 | LV | | | | | | | | | | | | | | |
| 8/20 | ATL | | | | | | | | | | | | | | |
| 8/23 | WAS | | | | | | | | | | | | | | |
| 8/25 | PHX | | | | | | | | | | | | | | |
| 8/27 | MIN | | | | | | | | | | | | | | |
| 8/29 | DAL | | | | | | | | | | | | | | |
| 9/1 | PHX | | | | | | | | | | | | | | |
| 9/6 | CONN | | | | | | | | | | | | | | |
| 9/8 | WAS | | | | | | | | | | | | | | |

2019 SEASON AVERAGES

| G | GS | PPG | RPG | APG | SPG | TOPG | BPG | MPG | FG% | 3FG% | FT% |
|----|----|-----|-----|-----|-----|------|-----|------|------|------|------|
| 20 | 19 | 9.5 | 7.0 | 1.1 | 0.3 | 1.4 | 0.6 | 27.4 | 49.2 | 21.7 | 91.7 |

2018 SEASON AVERAGES (Los Angeles Sparks)

| G | GS | PPG | RPG | APG | SPG | TOPG | BPG | MPG | FG% | 3FG% | FT% |
|----|----|-----|-----|-----|-----|------|-----|------|------|------|------|
| 30 | 7 | 5.2 | 3.7 | 0.7 | 0.4 | 1.0 | 0.2 | 17.0 | 42.8 | 18.8 | 90.0 |

WNBA CAREER CAPSULE

WNBA Champion (2016)

WNBA Sixth Woman of the year (2016)

WNBA All-Star (injury replacement player in 2015)

2018 (Los Angeles): Lavender played in 30 games and started seven during the Sparks 2018 regular season. Lavender missed the first four games due to overseas commitments. Lavender scored a season-high 23 points against the Indiana Fever on 7/20/18.

2017 (Los Angeles): Played 32 games off the bench... Averaged 17.3 mpg, 7.3 ppg, and 3.0 rpg... She was the fifth leading scorer for the Los Angeles Sparks... Shot 22-26 (84.6%) from the free-throw line... Scored in double-figures 9 times... Played a season-high 28 minutes vs. Seattle on 7/25... Had a season-high 18 points @ San Antonio on 7/28.

2016 (Los Angeles): Named 2016 WNBA Sixth Woman of the Year... Appeared in all 34 games as a reserve... Averaged 9.6 ppg, 3.6 rpg and 1.3 apg... Ranked 10th in the league in field goal percentage (.538) – sixth consecutive season shooting 50 percent or better from the field... Ranked fourth on the team in scoring, second in field goal percentage and third in rebounding... Scored in double figures on 17 occasions, including three games of 20 or more points... Tied her career high with 25 points at Connecticut (7/15).

2015 (Los Angeles): Averaged 14.5 points, 8.3 rebounds, 1.8 assists and 1.2 blocked shots in 34 regular season games played – single-season career-high in each category... Selected as WNBA All-Star injury replacement player, first All-Star nod in career... Only Sparks player to have played and started in all 34 games this season, a single-season career-high ... Recorded 12 double-doubles – tied with forward Candace Parker for most in the WNBA this season... Ranked second in minutes played (33.8 mpg) among league leaders... Ranked fourth in total rebounds (281) and rebounds per game (8.3 rpg) among league leaders... Ranked fifth in field goal percentage (.525) – fifth consecutive season shooting 50 percent or better from the field... Ranked seventh in blocked shots (1.2 bpg) among

C H I C A G O S K Y

14

Allie Quigley

G

5-10

140

06/20/86

DePaul

11th Season



| 2019 Season Highs | | Date |
|-------------------|--------------------------|--------------------------|
| PTS | 25 vs. SEA | 06/01/2019 |
| FGM | 11 vs. SEA | 06/01/2019 |
| FGA | 17 vs. SEA | 06/01/2019 |
| 3FGM | 6 vs. MIN | 07/10/2019 |
| 3FGA | 13 vs. MIN | 07/10/2019 |
| FTM | 6 at CON | 7/30/19 |
| FTA | 7 at CON | 7/30/19 |
| OR | 2, 2x (vs. PHX, at IND) | 06/15/2019 |
| DR | 6, 2x (at LVA, at DAL) | 07/14/2019 (most recent) |
| TR | 6, 3x | 07/14/2019 (most recent) |
| AST | 8 at LVA | 07/02/2019 |
| STL | 2, 2x (vs. WAS, vs. MIN) | 07/10/2019 |
| BLK | 2 at LAS | 06/30/2019 |
| MIN | 37 vs. WAS | 06/26/2019 |

| 2019 GAME-BY-GAME STATISTICS | | | | | | | | | | | | | | | | |
|------------------------------|------|-----|-----|----|-----|----|----|----|----|-----|----|-----|----|----|-----|--|
| Date | OPP | W/L | MIN | FG | 3FG | FT | OR | DR | TR | AST | PF | STL | TO | BS | PTS | |
| 5/29 | MIN | L | 26 | 4 | 2 | 0 | 0 | 1 | 1 | 1 | 3 | 1 | 0 | 0 | 10 | |
| 6/1 | SEA | W | 30 | 11 | 3 | 0 | 0 | 1 | 1 | 4 | 1 | 1 | 2 | 1 | 25 | |
| 6/5 | WAS | L | 25 | 0 | 0 | 0 | 1 | 4 | 5 | 3 | 1 | 1 | 0 | 0 | 0 | |
| 6/9 | SEA | W | 27 | 1 | 1 | 1 | 0 | 0 | 0 | 1 | 1 | 0 | 2 | 0 | 4 | |
| 6/11 | PHX | W | 30 | 3 | 2 | 0 | 2 | 4 | 6 | 3 | 1 | 0 | 1 | 0 | 8 | |
| 6/15 | IND | W | 35 | 6 | 4 | 2 | 2 | 1 | 3 | 2 | 3 | 0 | 0 | 0 | 18 | |
| 6/19 | NY | W | 31 | 4 | 3 | 2 | 0 | 3 | 3 | 1 | 1 | 1 | 4 | 0 | 13 | |
| 6/21 | IND | L | 30 | 4 | 2 | 0 | 0 | 2 | 2 | 4 | 2 | 1 | 1 | 1 | 10 | |
| 6/23 | CONN | W | 31 | 6 | 2 | 0 | 0 | 5 | 5 | 3 | 3 | 1 | 1 | 0 | 14 | |
| 6/26 | WAS | L | 37 | 8 | 4 | 1 | 0 | 3 | 3 | 5 | 2 | 2 | 0 | 0 | 21 | |
| 6/28 | SEA | L | 27 | 4 | 3 | 0 | 1 | 1 | 2 | 3 | 0 | 1 | 0 | 0 | 11 | |
| 6/30 | LA | L | 25 | 3 | 3 | 1 | 0 | 5 | 5 | 2 | 1 | 0 | 2 | 2 | 10 | |
| 7/2 | LV | L | 31 | 7 | 3 | 1 | 0 | 6 | 6 | 8 | 1 | 1 | 3 | 0 | 18 | |
| 7/7 | DAL | W | 23 | 2 | 2 | 2 | 0 | 0 | 0 | 1 | 0 | 1 | 0 | 0 | 8 | |
| 7/10 | MIN | L | 35 | 8 | 6 | 2 | 1 | 3 | 4 | 1 | 2 | 2 | 2 | 0 | 24 | |
| 7/12 | NY | W | 23 | 5 | 3 | 1 | 0 | 4 | 4 | 7 | 2 | 1 | 0 | 0 | 14 | |
| 7/14 | DAL | W | 32 | 4 | 2 | 2 | 0 | 6 | 6 | 6 | 3 | 0 | 1 | 0 | 12 | |
| 7/17 | ATL | W | 20 | 4 | 2 | 0 | 0 | 3 | 3 | 0 | 1 | 1 | 3 | 0 | 10 | |
| 7/21 | IND | W | 32 | 7 | 4 | 1 | 0 | 4 | 4 | 1 | 4 | 0 | 4 | 0 | 19 | |
| 7/30 | CONN | L | 27 | 7 | 4 | 6 | 0 | 2 | 2 | 1 | 0 | 0 | 1 | 0 | 24 | |
| 8/3 | ATL | | | | | | | | | | | | | | | |
| 8/7 | NY | | | | | | | | | | | | | | | |
| 8/9 | LV | | | | | | | | | | | | | | | |
| 8/11 | LA | | | | | | | | | | | | | | | |
| 8/16 | LA | | | | | | | | | | | | | | | |
| 8/18 | LV | | | | | | | | | | | | | | | |
| 8/20 | ATL | | | | | | | | | | | | | | | |
| 8/23 | WAS | | | | | | | | | | | | | | | |
| 8/25 | PHX | | | | | | | | | | | | | | | |
| 8/27 | MIN | | | | | | | | | | | | | | | |
| 8/29 | DAL | | | | | | | | | | | | | | | |
| 9/1 | PHX | | | | | | | | | | | | | | | |
| 9/6 | CONN | | | | | | | | | | | | | | | |
| 9/8 | WAS | | | | | | | | | | | | | | | |

| 2019 SEASON AVERAGES | | | | | | | | | | | |
|----------------------|----|------|-----|-----|-----|------|-----|------|------|------|------|
| G | GS | PPG | RPG | APG | SPG | TOPG | BPG | MPG | FG% | 3FG% | FT% |
| 20 | 20 | 13.7 | 3.3 | 2.9 | 0.7 | 1.3 | 0.2 | 29.0 | 49.5 | 47.8 | 91.7 |

| 2018 SEASON AVERAGES | | | | | | | | | | | |
|----------------------|----|------|-----|-----|-----|------|-----|------|------|------|------|
| G | GS | PPG | RPG | APG | SPG | TOPG | BPG | MPG | FG% | 3FG% | FT% |
| 32 | 32 | 15.4 | 2.4 | 2.5 | 0.6 | 2.0 | 0.3 | 29.7 | 46.6 | 42.0 | 85.7 |

CAREER HIGHLIGHTS

WNBA

2016 - Played 34 games ... Played a season high 30 minutes (2 times) ... Scored a season high 29 points vs. New York Liberty ... Totaled 3 rebounds (3 times) ... Had a season high 6 assists vs. Seattle Storm Had 3 steals (2 times).

2015 - Started seven of 32 games in which she appeared for the Sky ... Averaged 11.1 PPG, good for fourth on the team ... Scored a season high 23 points vs. Atlanta Dream ... Notched 10+ points in 18 games ... Won the Sixth Woman of the Year Award for the second consecutive season.

2014 - Made first career start against the Seattle Storm on 06/10 ... Earned WNBA Eastern Conference Player of the Week honors after scoring 17+ points off the bench in three straight games ... Scored 10+ points a team-high 21 times ... Led the Sky in scoring a team-high nine times ...

2013 - Played in 34 games during first season in Chicago ... Averaged 3.8 points on the year.

COLLEGE

One of just four players in DePaul Blue Demons' history to score over 2,000 points in her career, she averaged a team-leading 19.4 points per game as a senior and is third on the all-time career list with 2,078 points ... for her efforts, she was named to the 2008 All-Big East second team and she was a Big East Academic All-Star.

PERSONAL

She has a sister, Sam, and two brothers, Jake and Ryan...her sister was the second leading scorer (13.1 PPG) for DePaul in 2009-10...her brother Ryan was a pitcher on the baseball team at Saint Xavier University.

C H I C A G O S K Y

15

Gabby Williams

F5-1117209/09/96Connecticut2nd Season



| 2019 Season Highs | | Date |
|-------------------|---------------------------|--------------------------|
| PTS | 12, 2x (at WAS, vs. MIN) | 07/10/2019 |
| FGM | 6 vs. MIN | 07/10/2019 |
| FGA | 12, 2x (at MIN, vs. MIN) | 07/10/2019 |
| 3FGM | 1, 4x | 07/17/2019 (most recent) |
| 3FGA | 3, 4x | 06/21/2019 |
| FTM | 4 vs. PHX | 06/11/2019 |
| FTA | 4, 2x (vs. PHX, at SEA) | 06/28/2019 |
| OR | 3 at WAS | 06/05/2019 |
| DR | 4, 2x (vs. PHO, vs. NY) | 07/12/2019 |
| TR | 5 vs. PHX | 06/11/2019 |
| AST | 5, 2x (vs. CONN, vs. MIN) | 07/10/2019 |
| STL | 3 vs. IND | 06/21/2019 |
| BLK | 1, 4x | 07/10/2019 |
| MIN | 26 vs. MIN | 07/10/2019 |

| 2019 GAME-BY-GAME STATISTICS | | | | | | | | | | | | | | | | |
|------------------------------|------|-----|-----|----|-----|----|----|----|----|-----|----|-----|----|----|-----|--|
| Date | OPP | W/L | MIN | FG | 3FG | FT | OR | DR | TR | AST | PF | STL | TO | BS | PTS | |
| 5/29 | MIN | L | 25 | 5 | 1 | 0 | 1 | 1 | 2 | 4 | 1 | 1 | 2 | 0 | 11 | |
| 6/1 | SEA | W | 9 | 0 | 0 | 0 | 0 | 3 | 3 | 2 | 0 | 0 | 0 | 0 | 0 | |
| 6/5 | WAS | L | 17 | 5 | 0 | 2 | 3 | 1 | 4 | 1 | 1 | 1 | 1 | 0 | 12 | |
| 6/9 | SEA | W | 18 | 2 | 0 | 1 | 0 | 1 | 1 | 2 | 0 | 1 | 1 | 0 | 5 | |
| 6/11 | PHX | W | 23 | 3 | 0 | 4 | 1 | 4 | 5 | 2 | 3 | 0 | 3 | 0 | 10 | |
| 6/15 | IND | W | 8 | 0 | 0 | 1 | 0 | 1 | 1 | 0 | 0 | 0 | 2 | 0 | 1 | |
| 6/19 | NY | W | 12 | 3 | 0 | 0 | 0 | 0 | 0 | 2 | 2 | 0 | 0 | 1 | 6 | |
| 6/21 | IND | L | 13 | 3 | 1 | 0 | 0 | 0 | 0 | 0 | 3 | 3 | 2 | 0 | 7 | |
| 6/23 | CONN | W | 21 | 3 | 0 | 0 | 0 | 1 | 1 | 5 | 2 | 1 | 2 | 0 | 6 | |
| 6/26 | WAS | L | 16 | 4 | 0 | 0 | 0 | 3 | 3 | 1 | 0 | 0 | 2 | 0 | 8 | |
| 6/28 | SEA | L | 13 | 3 | 0 | 3 | 0 | 1 | 1 | 1 | 3 | 2 | 1 | 1 | 9 | |
| 6/30 | LA | L | 1 | 0 | 0 | 0 | 0 | 1 | 1 | 1 | 0 | 1 | 1 | 0 | 2 | |
| 7/2 | LV | L | 12 | 3 | 1 | 0 | 0 | 0 | 0 | 0 | 1 | 0 | 1 | 0 | 7 | |
| 7/7 | DAL | W | 16 | 1 | 0 | 2 | 1 | 2 | 3 | 4 | 1 | 0 | 2 | 1 | 4 | |
| 7/10 | MIN | L | 26 | 6 | 0 | 0 | 1 | 3 | 4 | 5 | 2 | 0 | 3 | 1 | 12 | |
| 7/12 | NY | W | 18 | 2 | 0 | 1 | 0 | 4 | 4 | 3 | 1 | 0 | 0 | 0 | 5 | |
| 7/14 | DAL | W | 16 | 2 | 0 | 1 | 1 | 1 | 2 | 4 | 1 | 0 | 1 | 0 | 5 | |
| 7/17 | ATL | W | 12 | 2 | 1 | 0 | 0 | 1 | 1 | 1 | 1 | 0 | 1 | 0 | 5 | |
| 7/21 | IND | W | 9 | 0 | 0 | 0 | 0 | 1 | 1 | 0 | 1 | 0 | 3 | 0 | 0 | |
| 7/30 | CONN | L | 0 | 0 | 0 | 0 | 0 | 0 | 0 | 0 | 0 | 0 | 0 | 0 | 0 | |
| 8/3 | ATL | | | | | | | | | | | | | | | |
| 8/7 | NY | | | | | | | | | | | | | | | |
| 8/9 | LV | | | | | | | | | | | | | | | |
| 8/11 | LA | | | | | | | | | | | | | | | |
| 8/16 | LA | | | | | | | | | | | | | | | |
| 8/18 | LV | | | | | | | | | | | | | | | |
| 8/20 | ATL | | | | | | | | | | | | | | | |
| 8/23 | WAS | | | | | | | | | | | | | | | |
| 8/25 | PHX | | | | | | | | | | | | | | | |
| 8/27 | MIN | | | | | | | | | | | | | | | |
| 8/29 | DAL | | | | | | | | | | | | | | | |
| 9/1 | PHX | | | | | | | | | | | | | | | |
| 9/6 | CONN | | | | | | | | | | | | | | | |
| 9/8 | WAS | | | | | | | | | | | | | | | |

| 2019 SEASON AVERAGES | | | | | | | | | | | |
|----------------------|----|-----|-----|-----|-----|------|-----|------|------|------|------|
| G | GS | PPG | RPG | APG | SPG | TOPG | BPG | MPG | FG% | 3FG% | FT% |
| 19 | 1 | 6.1 | 1.9 | 2.0 | 0.5 | 1.4 | 0.2 | 15.9 | 42.5 | 15.4 | 71.4 |

| 2018 SEASON AVERAGES | | | | | | | | | | | |
|----------------------|----|-----|-----|-----|-----|------|-----|------|------|------|------|
| G | GS | PPG | RPG | APG | SPG | TOPG | BPG | MPG | FG% | 3FG% | FT% |
| 34 | 30 | 7.3 | 4.3 | 1.6 | 1.6 | 1.1 | 0.2 | 23.0 | 43.2 | 26.9 | 78.3 |

Gabby Williams (born September 9, 1996) is a forward for the Chicago Sky. She played college basketball at Connecticut.

CAREER HIGHLIGHTS:
-Drafted No. 4 overall in the 2018 WNBA Draft, by the Chicago Sky.

2018 HIGHLIGHTS WITH CHICAGO:
-Finished her first season averaging 7.3 points per game.
-Started in 30 out of 34 games played.

COLLEGE HIGHLIGHTS:
2017-2018: In her last season at University of Connecticut, Williams averaged 5.3 assists per game, an average that was double her first two seasons at UConn. Williams averaged 11.1 points per game, with an average of 7.4 rebounds per game.

2016-2017: At UConn, Williams started in all of the 37 games played, averaging 14.3 points per game, ending the season third in point averages. Williams ended the season ranked sixth in the American Athletic conference for rebounds, averaging 8.4.

2015-2016: Williams finished the season, ranking third on the team in rebounds, averaging 5.7 per game. Williams scored in double-figures 19 of the 38 games she played.

2014-2015: Williams had a career-high 16 boards in only 22-minutes against SMU on January 11, 2015. Williams finished third on the team in rebounds, averaging 5.7 per game.

21

Jamierra Faulkner

G

5-6

138

03/09/92

Southern Miss

5th Season



| 2019 Season Highs | | | Date |
|-------------------|-----------|--|---------|
| PTS | 2 vs. NY | | 7/12/19 |
| FGM | 1 vs. NY | | 7/12/19 |
| FGA | 2 vs. NY | | 7/12/19 |
| 3FGM | | | |
| 3FGA | | | |
| FTM | 1 vs. ATL | | 7/17/19 |
| FTA | 2 vs. ATL | | 7/17/19 |
| OR | 1 at CON | | 7/30/19 |
| DR | 1 vs. NY | | 7/12/19 |
| TR | 2 at CON | | 7/30/19 |
| AST | 5 at CON | | 7/30/19 |
| STL | 1 vs. ATL | | 7/17/19 |
| BLK | | | |
| MIN | 11 at CON | | 7/30/19 |

2019 GAME-BY-GAME STATISTICS

| Date | OPP | W/L | MIN | FG | 3FG | FT | OR | DR | TR | AST | PF | STL | TO | BS | PTS |
|------|------|-----|-----|----|-----|----|----|----|----|-----|----|-----|----|----|-----|
| 5/29 | MIN | L | 0 | 0 | 0 | 0 | 0 | 0 | 0 | 0 | 0 | 0 | 0 | 0 | 0 |
| 6/1 | SEA | W | 0 | 0 | 0 | 0 | 0 | 0 | 0 | 0 | 0 | 0 | 0 | 0 | 0 |
| 6/5 | WAS | L | 0 | 0 | 0 | 0 | 0 | 0 | 0 | 0 | 0 | 0 | 0 | 0 | 0 |
| 6/9 | SEA | W | 0 | 0 | 0 | 0 | 0 | 0 | 0 | 0 | 0 | 0 | 0 | 0 | 0 |
| 6/11 | PHX | W | 0 | 0 | 0 | 0 | 0 | 0 | 0 | 0 | 0 | 0 | 0 | 0 | 0 |
| 6/15 | IND | W | 0 | 0 | 0 | 0 | 0 | 0 | 0 | 0 | 0 | 0 | 0 | 0 | 0 |
| 6/19 | NY | W | 0 | 0 | 0 | 0 | 0 | 0 | 0 | 0 | 0 | 0 | 0 | 0 | 0 |
| 6/21 | IND | L | 0 | 0 | 0 | 0 | 0 | 0 | 0 | 0 | 0 | 0 | 0 | 0 | 0 |
| 6/23 | CONN | W | 0 | 0 | 0 | 0 | 0 | 0 | 0 | 0 | 0 | 0 | 0 | 0 | 0 |
| 6/26 | WAS | L | 0 | 0 | 0 | 0 | 0 | 0 | 0 | 0 | 0 | 0 | 0 | 0 | 0 |
| 6/28 | SEA | L | 0 | 0 | 0 | 0 | 0 | 0 | 0 | 0 | 0 | 0 | 0 | 0 | 0 |
| 6/30 | LA | L | 0 | 0 | 0 | 0 | 0 | 0 | 0 | 0 | 0 | 0 | 0 | 0 | 0 |
| 7/2 | LV | L | 0 | 0 | 0 | 0 | 0 | 0 | 0 | 0 | 0 | 0 | 0 | 0 | 0 |
| 7/7 | DAL | W | 0 | 0 | 0 | 0 | 0 | 0 | 0 | 0 | 0 | 0 | 0 | 0 | 0 |
| 7/10 | MIN | L | 0 | 0 | 0 | 0 | 0 | 0 | 0 | 0 | 0 | 0 | 0 | 0 | 0 |
| 7/12 | NY | W | 7 | 1 | 0 | 0 | 0 | 1 | 1 | 1 | 1 | 0 | 3 | 0 | 2 |
| 7/14 | DAL | W | 0 | 0 | 0 | 0 | 0 | 0 | 0 | 0 | 0 | 0 | 0 | 0 | 0 |
| 7/17 | ATL | W | 5 | 0 | 0 | 1 | 0 | 0 | 0 | 1 | 0 | 1 | 0 | 0 | 1 |
| 7/21 | IND | W | 2 | 0 | 0 | 0 | 0 | 0 | 0 | 0 | 0 | 0 | 0 | 0 | 0 |
| 7/30 | CONN | L | 11 | 0 | 0 | 0 | 1 | 1 | 2 | 5 | 2 | 0 | 0 | 0 | 0 |
| 8/3 | ATL | | | | | | | | | | | | | | |
| 8/7 | NY | | | | | | | | | | | | | | |
| 8/9 | LV | | | | | | | | | | | | | | |
| 8/11 | LA | | | | | | | | | | | | | | |
| 8/16 | LA | | | | | | | | | | | | | | |
| 8/18 | LV | | | | | | | | | | | | | | |
| 8/20 | ATL | | | | | | | | | | | | | | |
| 8/23 | WAS | | | | | | | | | | | | | | |
| 8/25 | PHX | | | | | | | | | | | | | | |
| 8/27 | MIN | | | | | | | | | | | | | | |
| 8/29 | DAL | | | | | | | | | | | | | | |
| 9/1 | PHX | | | | | | | | | | | | | | |
| 9/6 | CONN | | | | | | | | | | | | | | |
| 9/8 | WAS | | | | | | | | | | | | | | |

2019 SEASON AVERAGES

| G | GS | PPG | RPG | APG | SPG | TOPG | BPG | MPG | FG% | 3FG% | FT% |
|---|----|-----|-----|-----|-----|------|-----|-----|------|------|------|
| 4 | 0 | 0.8 | 0.8 | 1.8 | 0.2 | 0.7 | 0.0 | 6.0 | 25.0 | - | 50.0 |

2018 SEASON AVERAGES

| G | GS | PPG | RPG | APG | SPG | TOPG | BPG | MPG | FG% | 3FG% | FT% |
|----|----|-----|-----|-----|-----|------|-----|------|------|------|------|
| 17 | 0 | 7.6 | 1.4 | 3.9 | 0.4 | 2.0 | 0.1 | 21.2 | 34.3 | 30.2 | 75.0 |

WNBA

2015

Averaged 4.1 points and 1.7 assists per game...improved her 2014 field goal percentage from .362 to .414 in 2015... Sky's average margin of victory was 26.5 points per game when Faulkner scored at least 10 points...recorded 12 points, five assists, three blocks and a career-high seven rebounds in Chicago's 85-57 victory over Washington on 7/15...scored a season-high 16 points in 20 minutes on 8/14 in...notched a career-high six steals in 22 minutes of action against Seattle on 9/6.

2014

Averaged 7.9 points, 3.5 assists and 2 rebounds in 20.4 minutes per game... scored 27 points in her first career WNBA start on 6/1 against Los Angeles... became the first third round draft pick in Sky history to ever make a start...tallied 13 points each in back-to-back games on 7/9 vs. Washington and 7/11 vs. Phoenix...put in 19 points on 7/29 against San Antonio... contributed 14 points and 6 rebounds on 8/10 against Atlanta after receiving her college diploma at halftime

International Career

2015-16:

Traveled to Israel to run the point for Elitzur Maclaren Holon...only WNBA player on team roster for 2015-16 Israel-1 season...led league in scoring with 20.4 points, 6.4 rebounds and 6.4 assists per game ... won consecutive player of the week awards late in the season.

2014-15

Spent off-season playing with PINKK-Pesci in Hungary...led team to A-division quarterfinals...averaged 15.9 points, 4.4 rebounds and 4.4 assists per game.

College Career

Conference USA All-Conference First Team and All-Defensive Team selection... Became the first Southern Miss player to receive the C Spire Gillom Trophy... Southern Miss all-time career steals and assists leader... Finished her career with 2056 points...Averaged 17.7 points, 8.6 assists, and 3.7 rebounds per game as a senior...Set a Southern Miss single-game record and top single-game performance in the nation with 17 assists.

22

Courtney Vandersloot

G

5-8

145

02/08/89

Gonzaga

9th Season



| 2019 Season Highs | | | Date |
|-------------------|--------------------------|--|--------------------------|
| PTS | 25 at NY | | 06/19/2019 |
| FGM | 9, 2x (at NY, at CON) | | 07/30/2019 (most recent) |
| FGA | 16 at IND | | 06/15/2019 |
| 3FGM | 3 vs. PHX | | 06/11/2019 |
| 3FGA | 6, 2x (vs. PHX, at IND) | | 06/15/2019 (most recent) |
| FTM | 6 vs. NY | | 07/12/2019 |
| FTA | 7 vs. NY | | 07/12/2019 |
| OR | 2, 2x (at MIN, at LVA) | | 07/02/2019 (most recent) |
| DR | 8 vs. SEA | | 06/01/2019 |
| TR | 8, 2x (vs. SEA, at NY) | | 06/19/2019 (most recent) |
| AST | 14 vs. IND | | 07/21/2019 |
| STL | 3, 2x (at MIN, vs. CONN) | | 06/23/2019 (most recent) |
| BLK | 3 vs. WAS | | 06/26/2019 |
| MIN | 34, 2x (vs. SEA, at IND) | | 06/15/2019 (most recent) |

2019 GAME-BY-GAME STATISTICS

| Date | OPP | W/L | MIN | FG | 3FG | FT | OR | DR | TR | AST | PF | STL | TO | BS | PTS |
|------|------|-----|-----|----|-----|----|----|----|----|-----|----|-----|----|----|-----|
| 5/29 | MIN | L | 29 | 3 | 0 | 0 | 2 | 2 | 4 | 8 | 1 | 3 | 4 | 0 | 6 |
| 6/1 | SEA | W | 34 | 3 | 1 | 3 | 0 | 8 | 8 | 11 | 2 | 2 | 5 | 0 | 10 |
| 6/5 | WAS | L | 27 | 2 | 1 | 0 | 0 | 2 | 2 | 8 | 0 | 1 | 4 | 0 | 5 |
| 6/9 | SEA | W | 30 | 4 | 2 | 1 | 0 | 7 | 7 | 7 | 3 | 2 | 5 | 0 | 11 |
| 6/11 | PHX | W | 31 | 7 | 3 | 0 | 0 | 4 | 4 | 8 | 2 | 1 | 4 | 1 | 17 |
| 6/15 | IND | W | 34 | 4 | 1 | 0 | 1 | 4 | 5 | 8 | 4 | 0 | 3 | 0 | 9 |
| 6/19 | NY | W | 32 | 9 | 2 | 5 | 1 | 7 | 8 | 6 | 1 | 2 | 2 | 0 | 25 |
| 6/21 | IND | L | 31 | 4 | 2 | 0 | 1 | 3 | 4 | 8 | 3 | 1 | 0 | 0 | 10 |
| 6/23 | CONN | W | 24 | 5 | 0 | 3 | 0 | 2 | 2 | 7 | 1 | 3 | 2 | 1 | 13 |
| 6/26 | WAS | L | 32 | 2 | 0 | 4 | 1 | 5 | 6 | 8 | 2 | 1 | 4 | 3 | 8 |
| 6/28 | SEA | L | 27 | 1 | 0 | 0 | 1 | 5 | 6 | 6 | 1 | 1 | 3 | 0 | 2 |
| 6/30 | LA | L | 22 | 2 | 2 | 0 | 0 | 0 | 0 | 7 | 2 | 0 | 4 | 0 | 6 |
| 7/2 | LV | L | 33 | 3 | 0 | 0 | 2 | 3 | 5 | 12 | 1 | 2 | 1 | 1 | 6 |
| 7/7 | DAL | W | 26 | 3 | 1 | 0 | 0 | 2 | 2 | 11 | 0 | 1 | 6 | 0 | 7 |
| 7/10 | MIN | L | 28 | 2 | 0 | 1 | 1 | 5 | 6 | 4 | 0 | 2 | 3 | 1 | 5 |
| 7/12 | NY | W | 30 | 5 | 1 | 6 | 0 | 1 | 1 | 12 | 1 | 1 | 2 | 0 | 17 |
| 7/14 | DAL | W | 28 | 4 | 0 | 0 | 0 | 5 | 5 | 8 | 3 | 1 | 2 | 0 | 8 |
| 7/17 | ATL | W | 32 | 4 | 1 | 0 | 1 | 3 | 4 | 9 | 0 | 2 | 4 | 0 | 9 |
| 7/21 | IND | W | 32 | 3 | 1 | 2 | 1 | 3 | 4 | 14 | 1 | 0 | 4 | 1 | 9 |
| 7/30 | CONN | L | 29 | 9 | 2 | 2 | 0 | 2 | 2 | 11 | 3 | 1 | 2 | 1 | 22 |
| 8/3 | ATL | | | | | | | | | | | | | | |
| 8/7 | NY | | | | | | | | | | | | | | |
| 8/9 | LV | | | | | | | | | | | | | | |
| 8/11 | LA | | | | | | | | | | | | | | |
| 8/16 | LA | | | | | | | | | | | | | | |
| 8/18 | LV | | | | | | | | | | | | | | |
| 8/20 | ATL | | | | | | | | | | | | | | |
| 8/23 | WAS | | | | | | | | | | | | | | |
| 8/25 | PHX | | | | | | | | | | | | | | |
| 8/27 | MIN | | | | | | | | | | | | | | |
| 8/29 | DAL | | | | | | | | | | | | | | |
| 9/1 | PHX | | | | | | | | | | | | | | |
| 9/6 | CONN | | | | | | | | | | | | | | |
| 9/8 | WAS | | | | | | | | | | | | | | |

2019 SEASON AVERAGES

| G | GS | PPG | RPG | APG | SPG | TOPG | BPG | MPG | FG% | 3FG% | FT% |
|----|----|------|-----|-----|-----|------|-----|------|------|------|------|
| 20 | 20 | 10.3 | 4.3 | 8.7 | 1.3 | 3.2 | 0.4 | 29.7 | 43.9 | 32.3 | 77.1 |

2018 SEASON AVERAGES

| G | GS | PPG | RPG | APG | SPG | TOPG | BPG | MPG | FG% | 3FG% | FT% |
|----|----|------|-----|-----|-----|------|-----|------|------|------|------|
| 30 | 30 | 12.5 | 3.7 | 8.6 | 1.3 | 3.4 | 0.5 | 31.8 | 48.9 | 39.8 | 82.6 |

WNBA

2016

Courtney started in 21 games out of 30 played...She ranked 4 on the team with averaging 4.7 assists per game...She ranked 7 on the team with 141 assists in total...Courtney ranked 10 on the team with averaging 1.37 steals per game...She played a season high of 36 minutes vs. Connecticut Sun...She scored a season high of 18 points vs. Minnesota Lynx... Courtney had 7 rebounds (2 times)...She contributed a season high of 11 assists vs. Minnesota Lynx...She also had a season high of 5 steals vs. New York Liberty...

2015

Averaged 11.4 points, 5.8 assists and 2.4 rebounds per game...started all 34 games...All-WNBA Second Team... received WNBA Peak Performer Award for leading league in assists...named Eastern Conference Play of the Week during week of August 31st, scored 1,000th career point on 6/19...recorded first double-double of season on 6/30 with 14 points and 10 assists...recorded a season-high 21 points on 8/14 against Seattle...tied her season high in Sky's win against New York on 9/3.

2014

Averaged 6.8 points, 5.6 assists and 2.3 rebounds ... scored 12 points with 8 assists on 5/17 vs. New York...tallied 18 points and 7 assists on 5/21 against Connecticut... recorded 10+ assists in 3 straight games from May 24-May 30...became the Sky's career leader in assists with a 10-assist performance vs. Minnesota on 5/26...set a new Sky record with 13 assists in a single game on 5/30 vs. Connecticut...delivered 17 points and 8 assists on 6/18 against New York...finished the 2014 season with an average of 6.0 assists per game, a new career high.

2013

Averaged 8.6 points, 5.6 assists and 3.2 rebounds per game ... started 33 games... 10 assist performance vs. Atlanta on 8/31 broke her own Sky record for assists in a season with 162...led all WNBA guards in both total blocks (24) and blocks per game ... had 12 games of seven or more assists.

2012

Averaged 8.9 points, 4.6 assists and 2.1 rebounds per game ... started 27 games...157 assists were fourth most in the league...delivered career and franchise high 11 assists at Connecticut on 8/26...Recorded 23 points, five rebounds and four assists at Tulsa on 8/24... made career high five three-pointers on August 24...posted six points, eight assists and a career high seven rebounds in July 6 loss

31

Stefanie Dolson

C

6-5

231

01/08/92

Connecticut

6th Season



| 2019 Season Highs | | | Date |
|-------------------|---------------------------|--|--------------------------|
| PTS | 19 vs. IND | | 07/21/2019 |
| FGM | 6, 3x | | 07/21/19 (most recent) |
| FGA | 10, 2x (vs. PHX, vs. WAS) | | 06/26/2019 (most recent) |
| 3FGM | 2, 4x | | 07/02/2019 |
| 3FGA | 5 at LVA | | 07/02/2019 |
| FTM | 6 vs. IND | | 07/21/2019 |
| FTA | 7 vs. IND | | 07/21/2019 |
| OR | 4, 2x (at IND, vs. IND) | | 07/21/2019 (most recent) |
| DR | 8 vs. NY | | 07/12/2019 |
| TR | 10 at CON | | 7/30/19 |
| AST | 5 at NY | | 06/19/2019 |
| STL | 3 vs. IND | | 06/21/2019 |
| BLK | 5 vs. ATL | | 07/17/2019 |
| MIN | 33 at NY | | 06/19/2019 |

2019 GAME-BY-GAME STATISTICS

| Date | OPP | W/L | MIN | FG | 3FG | FT | OR | DR | TR | AST | PF | STL | TO | BS | PTS |
|------|------|-----|-----|----|-----|----|----|----|----|-----|----|-----|----|----|-----|
| 5/29 | MIN | L | 15 | 2 | 0 | 2 | 1 | 6 | 7 | 1 | 3 | 0 | 2 | 0 | 6 |
| 6/1 | SEA | W | 27 | 3 | 0 | 0 | 2 | 4 | 6 | 2 | 2 | 0 | 4 | 1 | 6 |
| 6/5 | WAS | L | 18 | 4 | 1 | 2 | 1 | 4 | 5 | 1 | 2 | 0 | 3 | 0 | 11 |
| 6/9 | SEA | W | 23 | 7 | 1 | 0 | 0 | 5 | 5 | 1 | 4 | 1 | 4 | 1 | 15 |
| 6/11 | PHX | W | 26 | 6 | 2 | 0 | 0 | 6 | 6 | 3 | 4 | 0 | 1 | 1 | 14 |
| 6/15 | IND | W | 28 | 2 | 2 | 2 | 4 | 4 | 8 | 3 | 1 | 0 | 0 | 1 | 8 |
| 6/19 | NY | W | 33 | 2 | 0 | 2 | 1 | 5 | 6 | 5 | 3 | 0 | 1 | 1 | 6 |
| 6/21 | IND | L | 31 | 3 | 1 | 4 | 1 | 1 | 2 | 4 | 5 | 3 | 4 | 2 | 11 |
| 6/23 | CONN | W | 20 | 5 | 2 | 0 | 0 | 4 | 4 | 2 | 4 | 1 | 2 | 0 | 12 |
| 6/26 | WAS | L | 28 | 6 | 1 | 0 | 0 | 1 | 1 | 0 | 2 | 1 | 2 | 1 | 13 |
| 6/28 | SEA | L | 24 | 3 | 1 | 0 | 1 | 4 | 5 | 2 | 5 | 0 | 3 | 0 | 7 |
| 6/30 | LA | L | 18 | 0 | 0 | 1 | 2 | 2 | 4 | 1 | 3 | 2 | 0 | 0 | 0 |
| 7/2 | LV | L | 25 | 4 | 2 | 0 | 1 | 5 | 6 | 1 | 4 | 0 | 2 | 1 | 10 |
| 7/7 | DAL | W | 29 | 3 | 1 | 2 | 0 | 7 | 7 | 1 | 2 | 0 | 2 | 0 | 9 |
| 7/10 | MIN | L | 25 | 1 | 1 | 0 | 2 | 1 | 3 | 2 | 3 | 0 | 1 | 1 | 3 |
| 7/12 | NY | W | 24 | 5 | 1 | 2 | 1 | 8 | 9 | 1 | 2 | 1 | 1 | 1 | 13 |
| 7/14 | DAL | W | 26 | 2 | 1 | 2 | 1 | 6 | 7 | 1 | 4 | 0 | 2 | 0 | 7 |
| 7/17 | ATL | W | 26 | 3 | 0 | 0 | 3 | 6 | 9 | 2 | 3 | 0 | 1 | 5 | 6 |
| 7/21 | IND | W | 32 | 6 | 1 | 6 | 4 | 5 | 9 | 1 | 3 | 2 | 1 | 3 | 19 |
| 7/30 | CONN | L | 22 | 3 | 0 | 2 | 1 | 9 | 10 | 4 | 5 | 0 | 1 | 1 | 8 |
| 8/3 | ATL | | | | | | | | | | | | | | |
| 8/7 | NY | | | | | | | | | | | | | | |
| 8/9 | LV | | | | | | | | | | | | | | |
| 8/11 | LA | | | | | | | | | | | | | | |
| 8/16 | LA | | | | | | | | | | | | | | |
| 8/18 | LV | | | | | | | | | | | | | | |
| 8/20 | ATL | | | | | | | | | | | | | | |
| 8/23 | WAS | | | | | | | | | | | | | | |
| 8/25 | PHX | | | | | | | | | | | | | | |
| 8/27 | MIN | | | | | | | | | | | | | | |
| 8/29 | DAL | | | | | | | | | | | | | | |
| 9/1 | PHX | | | | | | | | | | | | | | |
| 9/6 | CONN | | | | | | | | | | | | | | |
| 9/8 | WAS | | | | | | | | | | | | | | |

2019 SEASON AVERAGES

| G | GS | PPG | RPG | APG | SPG | TOPG | BPG | MPG | FG% | 3FG% | FT% |
|----|----|-----|-----|-----|-----|------|-----|------|------|------|------|
| 20 | 20 | 9.2 | 6.0 | 1.9 | 0.5 | 1.8 | 1.0 | 25.1 | 53.0 | 36.7 | 96.3 |

2018 SEASON AVERAGES

| G | GS | PPG | RPG | APG | SPG | TOPG | BPG | MPG | FG% | 3FG% | FT% |
|----|----|-----|-----|-----|-----|------|-----|------|------|------|------|
| 27 | 25 | 9.7 | 4.6 | 3.0 | 0.5 | 1.7 | 0.8 | 27.6 | 46.7 | 34.6 | 93.8 |

CAREER HIGHLIGHTS:

Named to the 2015 All-Star Team as a reserve

2016 HIGHLIGHTS WITH WASHINGTON:

Started in 31 out of 34 games
 Ranked third on the team in scoring with 9.3 points per game
 Ranked second on the team in rebounds with 4.7 per game
 Finished the season fifth in minutes played per game (22.5), fourth in field goal percentage (.495) and ranked first in blocks (1.06) amongst all sophomores

2015 HIGHLIGHTS WITH WASHINGTON:

Started in 33 out of 34 games played
 Ranked third on team in scoring with 10.6 points per game
 Ranked third on the team and first amongst sophomores in rebounds per game, pulling down 5.6 per contest
 Finished fifth in minutes (24.7), tied for first in field goal percentage (.495) and ranked first in blocks (1.06) amongst all sophomores

2014 HIGHLIGHTS WITH WASHINGTON:

Drafted No. 6 overall by the Washington Mystics in the 2014 WNBA Draft
 Played in all 34 games, starting in one
 Averaged 18.4 minutes per game and 6.0 points per game
 Shot .811 from the free throw line, led team with 1.09 blocks per game
 Blocked a career-high four shots in three games, ranking second amongst rookies in the category
 Fourth on team and amongst rookies in rebounds, averaging 4.4 boards per game

OVERSEAS COMPETITION:

2017-18: Napoli, Italy
 2016-17: China
 2015-16: Turkey
 2014-15: Moscow, Russia

32

Cheyenne Parker

F

6-4

193

08/22/92

Middle Tennessee

5th Season



| 2019 Season Highs | | Date |
|-------------------|---------------------------|--------------------------|
| PTS | 22 vs. CONN | 06/23/2019 |
| FGM | 8, 2x (vs. SEA, vs. CONN) | 06/23/2019 (most recent) |
| FGA | 16 vs. SEA | 06/05/2019 |
| 3FGM | 1, 2x (vs. SEA, at LVA) | 07/02/2019 (most recent) |
| 3FGA | 2 at LVA | 07/02/2019 |
| FTM | 6, 2x (at IND, vs. CONN) | 06/23/2019 |
| FTA | 6, 4x | 07/12/2019 (most recent) |
| OR | 6 vs. SEA | 06/05/2019 |
| DR | 8 vs. ATL | 07/17/2019 |
| TR | 11, 2x (vs. SEA, at LAS) | 06/30/2019 |
| AST | 2, 3x | 06/28/2019 (most recent) |
| STL | 3 at. NY | 06/19/2019 |
| BLK | 3, 3x | 06/30/2019 (most recent) |
| MIN | 30 at LAS | 06/30/2019 |

2019 GAME-BY-GAME STATISTICS

| Date | OPP | W/L | MIN | FG | 3FG | FT | OR | DR | TR | AST | PF | STL | TO | BS | PTS |
|------|------|-----|-----|----|-----|----|----|----|----|-----|----|-----|----|----|-----|
| 5/29 | MIN | L | 18 | 2 | 0 | 3 | 1 | 3 | 4 | 0 | 1 | 0 | 1 | 3 | 7 |
| 6/1 | SEA | W | 13 | 1 | 0 | 0 | 0 | 4 | 4 | 1 | 4 | 1 | 1 | 0 | 2 |
| 6/5 | WAS | L | 19 | 5 | 0 | 4 | 1 | 3 | 4 | 1 | 1 | 0 | 4 | 3 | 14 |
| 6/9 | SEA | W | 23 | 8 | 1 | 1 | 6 | 5 | 11 | 1 | 3 | 2 | 5 | 0 | 11 |
| 6/11 | PHX | W | 13 | 1 | 0 | 0 | 3 | 7 | 10 | 2 | 1 | 0 | 0 | 1 | 2 |
| 6/15 | IND | W | 19 | 4 | 0 | 6 | 3 | 7 | 10 | 0 | 5 | 1 | 2 | 2 | 14 |
| 6/19 | NY | W | 21 | 4 | 0 | 5 | 1 | 6 | 7 | 0 | 4 | 3 | 1 | 1 | 13 |
| 6/21 | IND | L | 18 | 0 | 0 | 2 | 1 | 2 | 3 | 2 | 1 | 0 | 0 | 1 | 2 |
| 6/23 | CONN | W | 23 | 8 | 0 | 6 | 3 | 3 | 6 | 0 | 3 | 1 | 0 | 2 | 22 |
| 6/26 | WAS | L | 18 | 2 | 0 | 2 | 0 | 2 | 2 | 1 | 4 | 0 | 2 | 1 | 6 |
| 6/28 | SEA | L | 24 | 3 | 0 | 0 | 1 | 4 | 5 | 2 | 2 | 1 | 2 | 2 | 6 |
| 6/30 | LA | L | 30 | 3 | 0 | 0 | 4 | 7 | 11 | 1 | 2 | 2 | 4 | 3 | 6 |
| 7/2 | LV | L | 25 | 1 | 1 | 2 | 1 | 4 | 5 | 1 | 3 | 1 | 2 | 0 | 5 |
| 7/7 | DAL | W | 14 | 2 | 0 | 0 | 0 | 5 | 5 | 0 | 1 | 1 | 0 | 0 | 4 |
| 7/10 | MIN | L | 18 | 1 | 0 | 0 | 1 | 2 | 3 | 1 | 1 | 1 | 0 | 2 | 2 |
| 7/12 | NY | W | 12 | 1 | 0 | 4 | 1 | 1 | 2 | 1 | 4 | 0 | 1 | 0 | 6 |
| 7/14 | DAL | W | 20 | 3 | 0 | 0 | 1 | 1 | 2 | 1 | 1 | 0 | 1 | 2 | 6 |
| 7/17 | ATL | W | 18 | 1 | 0 | 2 | 2 | 8 | 10 | 0 | 2 | 0 | 0 | 2 | 4 |
| 7/21 | IND | W | 15 | 1 | 0 | 2 | 1 | 2 | 3 | 1 | 1 | 0 | 0 | 1 | 4 |
| 7/30 | CONN | L | 13 | 1 | 0 | 0 | 0 | 1 | 1 | 0 | 2 | 1 | 1 | 0 | 2 |
| 8/3 | ATL | | | | | | | | | | | | | | |
| 8/7 | NY | | | | | | | | | | | | | | |
| 8/9 | LV | | | | | | | | | | | | | | |
| 8/11 | LA | | | | | | | | | | | | | | |
| 8/16 | LA | | | | | | | | | | | | | | |
| 8/18 | LV | | | | | | | | | | | | | | |
| 8/20 | ATL | | | | | | | | | | | | | | |
| 8/23 | WAS | | | | | | | | | | | | | | |
| 8/25 | PHX | | | | | | | | | | | | | | |
| 8/27 | MIN | | | | | | | | | | | | | | |
| 8/29 | DAL | | | | | | | | | | | | | | |
| 9/1 | PHX | | | | | | | | | | | | | | |
| 9/6 | CONN | | | | | | | | | | | | | | |
| 9/8 | WAS | | | | | | | | | | | | | | |

2019 SEASON AVERAGES

| G | GS | PPG | RPG | APG | SPG | TOPG | BPG | MPG | FG% | 3FG% | FT% |
|----|----|-----|-----|-----|-----|------|-----|------|------|------|------|
| 20 | 0 | 7.3 | 5.4 | 0.8 | 0.7 | 1.2 | 1.3 | 18.7 | 43.7 | 20.0 | 90.7 |

2018 SEASON AVERAGES

| G | GS | PPG | RPG | APG | SPG | TOPG | BPG | MPG | FG% | 3FG% | FT% |
|----|----|------|-----|-----|-----|------|-----|------|------|------|------|
| 34 | 5 | 10.0 | 5.8 | 0.7 | 0.5 | 1.4 | 1.0 | 19.7 | 53.1 | 31.6 | 71.3 |

CAREER HIGHLIGHTS

Drafted fifth overall by the Sky in the 2015 WNBA Draft

2016

Cheyenne started in 7 games out of 25 played...She played a career high of 31 points vs. Seattle Storm...She scored a career high of 15 points vs. Seattle Storm...Cheyenne grabbed a career high of 10 rebounds vs. Seattle Storm...

2015

Made her WNBA debut on June 5 against Indiana and had eight points (career high) and four rebounds in 12 minutes of action...Set a career high in rebounds with seven against Washington on 8/2...Averaged 9.3 minutes per game and played in 30 of 33 games...Averaged 2.2 points and 2.5 rebounds per game over the course of the season.

College

Attended High Point for three years before transferring to Middle Tennessee...Big South All-Freshman Team in 2011...Set High Point and Big South single-season rebounding record (403)...Big South Defensive Player of the Year (2012,2013)...Set Big South single-season blocks record (131)...Became first High Point player to ever record a triple-double...Became first Middle Tennessee player to ever record a triple-double...Set Middle Tennessee record for blocks in a season (88)...Set Middle Tennessee record for blocks in a game (11)

Personal

Born August 2, 1992 in New York City... Daughter of Stanley Parker and Verna Bryant...Brother Kalik played college basketball at SUNY Plattsburgh...Brother Yusef played football for the New York Panthers...Majored in mass communications

2015-2016: In her freshman season Samuelson led the team in three-point field goals, with 78. Samuelson averaged 11.0 points per game. Samuelson totaled 408 points in 37 games, the eighth most for a UConn freshman.

45

Astou Ndour

C

6-5

150

08/22/94

Senegal

4th Season



| 2019 Season Highs | | Date |
|-------------------|--------------------------|--------------------------|
| PTS | 7, 2x (vs. SEA, at CON) | 7/30/19 (most recent) |
| FGM | 3 vs. SEA | 06/01/2019 |
| FGA | 3 vs. SEA | 06/01/2019 |
| 3FGM | 1, 2x (vs. SEA, at DAL) | 07/14/2019 (most recent) |
| 3FGA | 1, 3x | 07/17/2019 (most recent) |
| FTM | | |
| FTA | | |
| OR | | |
| DR | 2 at DAL | 07/14/2019 |
| TR | 2 at DAL | 07/14/2019 |
| AST | 1 vs. ATL | 07/17/2019 |
| STL | 1 vs. NY | 07/12/2019 |
| BLK | 1 vs. NY | 07/12/2019 |
| MIN | 12, 2x (vs. NY, vs. ATL) | 07/17/2019 (most recent) |

2019 GAME-BY-GAME STATISTICS

| Date | OPP | W/L | MIN | FG | 3FG | FT | OR | DR | TR | AST | PF | STL | TO | BS | PTS |
|------|------|-----|-----|----|-----|----|----|----|----|-----|----|-----|----|----|-----|
| 5/29 | MIN | L | 5 | 1 | 0 | 0 | 0 | 0 | 0 | 0 | 2 | 0 | 0 | 0 | 2 |
| 6/1 | SEA | W | 8 | 3 | 1 | 0 | 0 | 0 | 0 | 0 | 0 | 0 | 1 | 0 | 7 |
| 6/5 | WAS | L | 0 | 0 | 0 | 0 | 0 | 0 | 0 | 0 | 0 | 0 | 0 | 0 | 0 |
| 6/9 | SEA | W | 0 | 0 | 0 | 0 | 0 | 0 | 0 | 0 | 0 | 0 | 0 | 0 | 0 |
| 6/11 | PHX | W | 0 | 0 | 0 | 0 | 0 | 0 | 0 | 0 | 0 | 0 | 0 | 0 | 0 |
| 6/15 | IND | W | 0 | 0 | 0 | 0 | 0 | 0 | 0 | 0 | 0 | 0 | 0 | 0 | 0 |
| 6/19 | NY | W | 0 | 0 | 0 | 0 | 0 | 0 | 0 | 0 | 0 | 0 | 0 | 0 | 0 |
| 6/21 | IND | L | 0 | 0 | 0 | 0 | 0 | 0 | 0 | 0 | 0 | 0 | 0 | 0 | 0 |
| 6/23 | CONN | W | 0 | 0 | 0 | 0 | 0 | 0 | 0 | 0 | 0 | 0 | 0 | 0 | 0 |
| 6/26 | WAS | L | 0 | 0 | 0 | 0 | 0 | 0 | 0 | 0 | 0 | 0 | 0 | 0 | 0 |
| 6/28 | SEA | L | 0 | 0 | 0 | 0 | 0 | 0 | 0 | 0 | 0 | 0 | 0 | 0 | 0 |
| 6/30 | LA | L | 0 | 0 | 0 | 0 | 0 | 0 | 0 | 0 | 0 | 0 | 0 | 0 | 0 |
| 7/2 | LV | L | 0 | 0 | 0 | 0 | 0 | 0 | 0 | 0 | 0 | 0 | 0 | 0 | 0 |
| 7/7 | DAL | W | 0 | 0 | 0 | 0 | 0 | 0 | 0 | 0 | 0 | 0 | 0 | 0 | 0 |
| 7/10 | MIN | L | 0 | 0 | 0 | 0 | 0 | 0 | 0 | 0 | 0 | 0 | 0 | 0 | 0 |
| 7/12 | NY | W | 12 | 0 | 0 | 0 | 0 | 1 | 1 | 0 | 2 | 1 | 0 | 1 | 0 |
| 7/14 | DAL | W | 4 | 1 | 1 | 0 | 0 | 2 | 2 | 0 | 0 | 0 | 0 | 0 | 3 |
| 7/17 | ATL | W | 12 | 1 | 0 | 0 | 0 | 1 | 1 | 1 | 0 | 0 | 0 | 0 | 2 |
| 7/21 | IND | W | 3 | 0 | 0 | 0 | 0 | 0 | 0 | 0 | 0 | 0 | 0 | 0 | 0 |
| 7/30 | CONN | L | 10 | 3 | 1 | 0 | 0 | 0 | 0 | 0 | 0 | 0 | 1 | 1 | 7 |
| 8/3 | ATL | | | | | | | | | | | | | | |
| 8/7 | NY | | | | | | | | | | | | | | |
| 8/9 | LV | | | | | | | | | | | | | | |
| 8/11 | LA | | | | | | | | | | | | | | |
| 8/16 | LA | | | | | | | | | | | | | | |
| 8/18 | LV | | | | | | | | | | | | | | |
| 8/20 | ATL | | | | | | | | | | | | | | |
| 8/23 | WAS | | | | | | | | | | | | | | |
| 8/25 | PHX | | | | | | | | | | | | | | |
| 8/27 | MIN | | | | | | | | | | | | | | |
| 8/29 | DAL | | | | | | | | | | | | | | |
| 9/1 | PHX | | | | | | | | | | | | | | |
| 9/6 | CONN | | | | | | | | | | | | | | |
| 9/8 | WAS | | | | | | | | | | | | | | |

2019 SEASON AVERAGES

| G | GS | PPG | RPG | APG | SPG | TOPG | BPG | MPG | FG% | 3FG% | FT% |
|---|----|-----|-----|-----|-----|------|-----|-----|------|------|-----|
| 7 | 0 | 3.0 | 0.6 | 0.1 | 0.1 | 0.2 | 0.2 | 7.7 | 47.4 | 60.0 | - |

2018 SEASON AVERAGES

| G | GS | PPG | RPG | APG | SPG | TOPG | BPG | MPG | FG% | 3FG% | FT% |
|----|----|-----|-----|-----|-----|------|-----|------|------|------|------|
| 22 | 9 | 4.6 | 2.5 | 0.3 | 0.2 | 0.5 | 0.4 | 11.6 | 47.4 | 31.8 | 76.9 |

Astou Ndour (born August 22, 1994) is a center for the Chicago Sky.

Perfumerias Avenida

2015-16 (Spanish): Started all 31 games for the team ... ranked third on her team in scoring with 10 points per game ... led team in rebounds with 6.8 per game ... also led team in blocks with one per game

2015-16 (Euro): Ranked second on her team with 11.3 points per game ... led team in total rebounds with 8.1 per game ... also led team in blocks, averaging just shy of one per game (0.9)

Fenerbahce

2014-15 (Turkey): Ranked fifth on her team in scoring with 8.6 points per game ... tied for fourth on the team in total rebounds per game (4.7) ... had the third best shooting average from the field on the team (54.3 percent) ... also averaged 0.5 steals per game

2014-15 (Euro): Played in 14 games ... led team in three-point shooting, hitting 44.4 percent of her shots from behind the arc ... ranked fifth on her team in field goal shooting percentage (48.4 percent) ... also ranked fifth in points per game (9.6)

San Antonio Stars

2014: Recorded the first three-point field goal of her career vs. Minnesota (8/15) ... Recorded her first career block vs. Indiana (7/26) ... Saw first WNBA action at Minnesota (7/25) ... Drafted 16th overall in the 2014 WNBA Draft by the Stars.

Gran Canaria

2013-14: Finished second on her team in points with 17.3 per game, only trailing Brittany Chambers ... also ranked second on team in minutes played (36.2) ... second on team in field goal percentage, shooting 52 percent ... led team in rebounds and blocks with 13.1 and 1.6 per game, respectively

2012-13: Averaged 14.5 points per game, good for second on the team ... made 52.4 percent of her shots from the field ... averaged 7.6 rebounds per game and 0.7 steals per game ... finished fourth on the team in three-point shooting (31.6 percent)

2011-12 (Spanish): Averaged 9.7 points per game ... finished third on the team in total rebounds (7 per game) ... shot 34.5 percent from behind the arc ... made 75 percent of her free throw shots and averaged 0.5 blocks per game