



GAME NOTES

CHICAGO SKY (8-8) at DALLAS WINGS (5-10)
 Sunday, July 14, 2019 • 3 p.m. CT
 College Park Center • Dallas, TX
 REGULAR SEASON GAME 17 • ROAD GAME 8



2019 PRESEASON (0-2)

5/14 INDIANA.....L, 58-69
 5/16 at Indiana.....L, 65-76

2019 REGULAR SEASON (8-8)

5/25 at Minnesota.....L, 71-89
 6/1 SEATTLE.....W, 83-79
 6/5 at Washington.....L, 85-103
 6/9 SEATTLE.....W, 78-71
 6/11 PHOENIX.....W, 82-75
 6/15 at Indiana.....W, 70-64
 6/19 at New York.....W, 91-83
 6/21 INDIANA.....L, 69-76
 6/23 CONNECTICUT.....W, 93-75
 6/26 WASHINGTON.....L, 74-81
 6/28 at Seattle.....L, 76-79
 6/30 at Los Angeles.....L, 69-94
 7/2 at Las Vegas.....L, 82-90
 7/7 DALLAS.....W, 78-66
 7/10 MINNESOTA.....L, 72-73
 7/12 NEW YORK.....W, 99-83
 7/14 at Dallas.....3:00 PM
 7/17 ATLANTA.....11:00 AM
 7/21 INDIANA.....5:00 PM
 7/30 at Connecticut.....6:00 PM
 8/3 at Atlanta.....6:00 PM
 8/7 NEW YORK.....7:00 PM
 8/9 at Las Vegas.....9:30 PM
 8/11 at Los Angeles.....4:00 PM
 8/16 LOS ANGELES.....7:00 PM
 8/18 at Las Vegas.....5:00 PM
 8/20 at Atlanta.....6:00 PM
 8/23 WASHINGTON.....7:00 PM
 8/25 at Phoenix.....5:00 PM
 8/27 at Minnesota.....7:00 PM
 8/29 DALLAS.....7:00 PM
 9/1 PHOENIX.....5:00 PM
 9/6 at Connecticut.....6:30 PM
 9/8 at Washington.....3:00 PM

All times Central | Times are subject to change

A live streaming webcast is available for all games on Twitter, WNBA League Pass, or FOX Sports GO.

PROBABLE STARTERS

Position	#	Name	Ht	Wt	Notes
Forward	1	Diamond DeShields	6-1	163	Drafted No. 3 overall by the Chicago Sky in the 2018 WNBA draft, DeShields started 33 out of 34 games played last season. She ranked second on the team in points per game (14.4) and rebounds per game (4.9). Diamond scored in double-digits 23 times, and she scored a career high 28 points, which was the highest scoring regulation performance by a rookie in Chicago franchise history.
Forward	7	Jantel Lavender	6-4	185	Lavender was acquired by the Chicago Sky in May 2019, following eight seasons as a member of the Los Angeles Sparks. She has been named a WNBA All-Star and a WNBA Sixth Woman of the Year over the course of her career, and has continued to perform in the Windy City.
Center	31	Stefanie Dolson	6-5	214	Dolson started 25 of 27 games played last season. She ranked No. 15 in the WNBA and second on the team in blocks per game. Dolson was third on the team for assists per game averaging 3.0 and shot 93.8 percent from the free throw line. She averaged 9.7 points and 4.6 rebounds per game
Guard	14	Allie Quigley	5-10	140	The two-time WNBA All-Star and 3-point champion scored in double-digits 24 times last season. In 10 of those games she scored over 20 points. Quigley led the team in points per game with 15.4. She also led the team in 3-point percentage and ranked No. 7 in the WNBA (42.0%). Allie started in all 32 games played. She leads the WNBA this season in 3-pointers made and ranks second in the league in 3-point percentage.
Guard	22	Courtney Vandersloot	5-8	145	Vandersloot enjoyed a record-breaking year last season. She led the WNBA in assists per game with 8.6. Sloot recorded the first triple-double in Chicago Sky history with 13 points, 15 assists, 10 rebounds vs. Dallas on 7/20, and was the seventh player in WNBA history to do so. She moved into the No. 9 spot on the WNBA All-Time Assist leaderboard (1385), dished a career-high 15 assists twice this season, and became the first WNBA player to score 20 points and 15 assists in a game vs. Connecticut on 8/10.

2019 Regular Season

Overall (Current Streak):

Record:

8-8 (W1)

Home:

6-3 (W1)

Road:

2-5 (L3)

Eastern:

4-3 (W1)

2-2 (W1)

2-1 (W2)

Western:

4-5 (L1)

4-1 (L1)

0-4 (L4)

Overtime:

0-0

0-0

0-0

Recent Transactions

July 10: Waived Forward Victoria Macaulay.
 June 13: Signed forward Victoria Macaulay (Hardship Exception)
 May 23: Waived Victoria Macaulay, Linnae Harper, Hind Ben Abdelkader
 May 21: Traded Alaina Coates to Minnesota Lynx in exchange for 2020 second-round draft pick
 May 20: Acquired All-Star forward/center Jantel Lavender

Injury Report

No injuries to report.

Pronunciation Guide

Kahleah Copper.....Kuh-LEE-ah
 Jamierra Faulkner.....jah-MEER-rah

Astou Ndour.....ah-stoo Nuh-doo
 Cheyenne Parker.....SHY-ann
 Courtney Vandersloot.....VAN-der-SLEWT

CHICAGO SKY BASKETBALL

By the Numbers | Sky Notes & Milestones

114

Chicago scored a franchise-record 114 points against Dallas to win a high-scoring contest 114-99 on July 20.

50

With her 14 assists against the Wings on August 1, Courtney Vandersloot recorded the most assists over a four-game period with 50 assists. The previous record was 46 assists by Ticha Penicheiro.

29

On July 28, Allie Quigley set the record for most points made in a 3-point contest across the NBA and WNBA with 20 of 25 shots made, amounting to 29 points.

28

Diamond DeShields scored 28 points in the win in Minnesota. That is the most points scored in regulation by a rookie in Chicago franchise history.

20 & 15

Courtney Vandersloot became the first WNBA player to score 20 points and 15 assists in a game in the Sky's win against Connecticut.

7

Courtney Vandersloot moved into the No. 7 spot on the WNBA All-Time Assist leaderboard, and she now has 1516.

7

Courtney Vandersloot is the seventh player in WNBA history to earn a triple-double. She got 15 assists, 13 points, and 10 rebounds in the win against Dallas on July 20.

2

Chicago ranked No. 2 in the league for 3-point percentage. They shot 36.5 percent from beyond the arc last season.

2019 CHICAGO SKY ROSTER (ALPHABETICAL)

NO	PLAYER	POS	HT	WT	BIRTHDATE	FROM	WNBA YRS	PRONUNCIATION	TWITTER HANDLE
2	Kahleah Copper	G/F	6-1	155	08/28/1994	Rutgers	3	Kuh-LEE-ah	@kahleahcopper
1	Diamond DeShields	G	6-1	163	03/05/1995	Tennessee	1		@DDDeShields
31	Stefanie Dolson	C	6-5	214	01/08/1992	Connecticut	5		@bigmommastef
21	Jamiera Faulkner	G	5-6	141	03/09/1992	Southern Miss	4	jah-MEER-rah	@The_Comeup21
0	Chloe Jackson	G	5-8	147	08/21/1996	Baylor	R		
7	Jantel Lavender	F/C	6-4	185	11/12/1988	Ohio State	8		
45	Astou Ndour	C	6-5	165	08/22/1994	Senegal	3	ah-stoo Nuh-doo	@NdouraStou
32	Cheyenne Parker	F	6-4	190	08/22/1992	Middle Tennessee	4	SHY-ann	@prettyballer42
22	Katie Lou Samuelson	G/F	6-3	169	06/13/1997	Connecticut	R		
14	Allie Quigley	G	5-10	140	06/20/1986	DePaul	10		@alliquigley
22	Courtney Vandersloot	G	5-8	145	02/08/1989	Gonzaga	8	VAN-der-SLEWT	@Sloot22
15	Gabby Williams	F	5-11	172	09/08/1996	Connecticut	1		@gabbywilliams15


GENERAL MANAGER/HEAD COACH:
ASSISTANT COACHES:
STRENGTH & CONDITIONING COACH:
PLAYER DEVELOPMENT COACH:
HEAD ATHLETIC TRAINER:

James Wade
Carla Morrow, Bridget Pettis
Ann Crosby
Emre Vatansever
Meghan Lockerby

2019 SEASON TEAM LEADERS

POINTS

Diamond DeShields
14.2 PPG



REBOUNDS

Jantel Lavender
6.8 RPG



ASSISTS

Courtney Vandersloot
8.2 APG



STEALS

Courtney Vandersloot
1.4 SPG




BLOCKS

Cheyenne Parker
1.4 BPG




S P O T T E R ' S C H A R T

0



Chloe Jackson

1



Diamond DeShields

2



Kahleah Copper

7



Jantel Lavender

14



Allie Quigley

15




Gabby Williams

21




Jamierra Faulkner

22



Courtney Vandersloot

31



Stefanie Dolson

32



Cheyenne Parker

33



Katie Lou Samuelson

45



Astou Ndour



SKY - TEAM NOTES

THE GAME BEFORE LAST: BARELY BEATEN BY MINNESOTA

Ahead by a point in the closing seconds of a thriller at Wintrust Arena, the Sky had their hearts broken on an **Odyssey Sims** turnaround jumper with 6.4 seconds left that sealed the win for the Lynx on Wednesday night. Sims finished with a team-high 16 points while adding four rebounds and four assists. The Lynx kicked off the contest with a 16-5 run over the first 9 minutes of play, putting the Sky in a hole of which they needed all of the first half to dig themselves out. The Sky's 12 first-half turnovers led to 10 easy points for the Lynx, and the Minnesota defense limited **Courtney Vandersloot** to a season-low four assists. After a 20-point, 10-rebound performance against the Wings on Sunday, **Jantel Lavender** was limited to four points and six rebounds in the loss.

DESPITE LOSS, QUIGLEY AND DESHIELDS SHINE

Allie Quigley scored a team-high 24 points for the Sky and tied a career high by converting six three-point field goals against Minnesota. **Diamond DeShields** contributed with an effective night on the glass, tying her season high with nine rebounds.

A LOOK AT THE LAST WIN

The Chicago Sky earned their 200th franchise victory on Friday night, 99-83, a nearly coast-to-coast win over the New York Liberty at Wintrust Arena that featured just two lead changes. Chicago posted season highs in points, assists, field-goal percentage, and free-throw attempts. **Courtney Vandersloot** dished 12 assists and contributed an efficient 17 points on 5-for-7 shooting. Four other Sky players scored in double figures, including **Jantel Lavender**, who also tallied 17 points to go with 7 rebounds. **Stefanie Dolson** posted a season-high nine rebounds, and three familiar faces made their Sky returns. **Jamierra Faulkner** made her long-awaited season debut after recovering from back-to-back season-ending ACL injuries, **Katie Lou Samuelson** returned from a month-long injury absence and **Astou Ndour** played in her first game since June 1 after playing overseas.

TONIGHT'S OPPONENT: DALLAS WINGS

The Sky have beaten the Wings in three of the team's last four meetings, cutting the deficit in the all-time head-to-head record to 16-20. Chicago holds a 5-12 record against Dallas on the road.

HOW WE FARED IN FIRST COMPETITION VS. WINGS THIS SEASON

Exactly a week before Sunday's matchup on July 7, the Sky defeated the Wings in Chicago by a score of 78-66 on the strength of season highs in points from **Jantel Lavender** and **Kahleah Copper**. Chicago's bench unit outscored Dallas' 24-8. The WNBA's 2019 assists leader **Courtney Vandersloot** contributed 11 assists in the game, moving to seventh on the league's all-time assists list. Wings Rookie of the Year candidate **Arike Ogunbowale** contributed 23 points for the Wings in a losing effort, and **Isabelle Harrison** secured a career-high five offensive rebounds.

LAST SEASON: 2018 SKY VS. DALLAS WINGS

Tuesday, July 3	@ Dallas	L 108-85
Friday, July 20	vs. Dallas	W 114-99
Tuesday, July 31	at Dallas	W 92-91





SKY - PLAYER NOTES

FLAWLESS FROM THE FREE THROW LINE

Three Sky players are still perfect from the free-throw line this season. Jantel Lavender missed a free throw against the Liberty on Friday, so she is now a mere mortal 10-for-11 from the charity stripe.

Stefanie Dolson: 16-16

Allie Quigley: 13-13

Katie Lou Samuelson: 2-2

COURTNEY VANDERSLOOT CLIMBING THE RANKS AMONG ALL-TIME WNBA POINT GUARDS

– Vandersloot has reached double figures in assists three of the last four games (four times for the season).

– She now has 37 double-figure assist games in her career and is the third all-time in the WNBA, behind Ticha Penichienro (64) and Sue Bird (44).

– The Sky are 24-13 when Vandersloot clocks 10+ assists.

– Vandersloot entered Friday's game in a shooting slump with five straight games below double-figure scoring and .500 shooting, averaging 5.8 PPG and .282 FG%/.231 3FG% during that stretch, but she posted an efficient 5-for-7 shooting performance against the Liberty.

– Over the six games prior to the slump, Vandersloot averaged 14.2 PPG on .485 FG%/.400 3FG%. She had double-figure scoring in five of those six games, and Chicago won five of the six.

– Has scored in double-figures in seven games this season.

DIAMOND SHONE BRIGHTLY FRIDAY NIGHT


Before Friday night, Diamond DeShields had shot 40% or below from the field in 11 of her previous 12 games. Well, against the Liberty Friday, she converted 7-for-12 from the floor (58.3%), scoring 16 points. It was the best shooting percentage DeShields has posted in a game since the third contest of the season. On Friday, she also contributed two steals, two assists, six rebounds, a block and just one turnover.

LAVENDER LOOKS TO ESTABLISH CONSISTENCY

Jantel Lavender has posted four double-digit point totals in her last six games. In those four games, she is averaging 15.5 points and 8.25 rebounds, while shooting 62.2%.

However, in the other two games, Lavender has struggled, averaging 5 points and 4.5 boards, while shooting 33.3%. Her season high in points of 20 came against the Wings on July 7, and her season high in rebounds is 13, which came against the Sun on June 23.

As a member of the L.A. Sparks for the first eight years of her WNBA career before being acquired by the Sky this preseason, Lavender posted 23 double-doubles.





2 0 1 9 R E G U L A R S E A S O N L E A D E R S

	10+ Points	20+ Points	30+ Points	10+ Rebounds	10+ Assists	Double Doubles
Kahleah Cooper	4					
Diamond DeShields	12	4				
Stefanie Dolson	8					
Jamierra Faulkner						
Chloe Jackson						
Jantel Lavender	6	1		3		2
Astou Ndour						
Cheyenne Parker	5	1		4		2
Allie Quigley	12	3				
Katie Lou Samuelson						
Courtney Vandersloot	7	1			4	1
Gabby Williams	4					



T E A M S T A T I S T I C S

	FGM	FGA	FG%	FTM	FTA	FT%	3PM	3PA	3P%	OFF	DEF	TOT	AST	STL	BLK	PTS
5/29 at MIN	28	70	40.0	12	15	80.0	3	13	23.1	6	23	29	19	11	3	71
6/1 vs. SEA	36	70	51.4	4	5	80.0	7	22	31.8	5	32	37	27	8	3	83
6/5 at WAS	34	68	50.0	11	14	78.6	6	20	30.0	12	20	32	20	7	3	85
6/9 vs. SEA	31	73	42.5	8	11	72.7	8	22	36.4	11	34	45	20	8	2	78
6/11 vs. PHX	32	73	43.8	6	6	100.0	12	23	52.2	9	30	39	22	5	4	82
6/15 at IND	22	68	32.4	18	20	90.0	8	21	38.1	13	32	45	17	4	6	70
6/19 at NY	34	67	50.7	16	20	80.0	7	19	36.8	5	35	40	20	6	7	91
6/21 vs. IND	25	67	37.3	12	13	92.3	7	23	30.4	5	20	25	18	8	4	69
6/23 vs. CONN	38	72	52.8	9	10	90.0	8	22	36.4	5	35	40	22	10	4	93
6/26 vs. WAS	29	69	42.0	11	11	100	5	22	22.7	7	27	34	18	4	8	74
6/28 at SEA	31	65	47.7	9	14	64.3	5	16	31.3	9	28	37	18	6	4	76
6/30 at LA	24	72	33.3	11	13	84.6	10	24	41.7	9	22	31	13	7	7	69
7/2 at LV	31	70	44.3	11	12	91.7	9	23	39.1	6	28	34	25	9	2	82
7/7 vs. DAL	28	63	44.4	14	16	87.5	8	20	40	3	31	34	23	4	1	78
7/10 vs. MIN	27	73	37.0	10	13	76.9	8	27	29.6	8	30	38	21	6	9	72
7/12 vs. NY	38	70	54.3	18	24	75.0	5	12	41.7	5	30	35	30	7	4	99
7/14 at DAL																
7/17 vs. ATL																
7/21 vs. IND																
7/30 at CONN																
8/3 at ATL																
8/7 vs. NY																
8/9 at LV																
8/11 at LA																
8/16 vs. LA																
8/18 vs. LV																
8/20 at ATL																
8/23 vs. WAS																
8/25 at PHX																
8/27 at MIN																
8/29 vs. DAL																
9/1 vs. PHX																
9/6 at CONN																
9/8 at WAS																
TOTALS	488	1110	44.0	180	215	83.7	116	329	35.3	117	456	573	333	110	71	1272



C H I C A G O S K Y

0

Chloe Jackson

G	5-8	147	08/21/96	Baylor	Rookie
---	-----	-----	----------	--------	--------



2019 Season Highs		Date
PTS	4 at MIN	05/29/2019
FGM	2 at MIN	05/29/2019
FGA	5 at MIN	05/29/2019
3FGM		
3FGA		
FTM		
FTA	2 at MIN	05/29/2019
OR	1 at WAS	06/05/2019
DR	1 at MIN	05/29/2019
TR	1, 2x (at MIN, at WAS)	06/05/2019 (most recent)
AST	2 at MIN	05/29/2019
STL	3 at MIN	05/29/2019
BLK		
MIN	10 at MIN	05/29/2019

2019 GAME-BY-GAME STATISTICS															
Date	OPP	W/L	MIN	FG	3FG	FT	OR	DR	TR	A	PF	STL	TO	BS	PTS
5/29	MIN	L	10	2	0	0	0	1	1	2	0	3	1	0	4
6/1	SEA	W	0	0	0	0	0	0	0	0	0	0	0	0	0
6/5	WAS	L	6	0	0	0	1	0	1	0	0	1	1	0	0
6/9	SEA	W	0	0	0	0	0	0	0	0	0	0	0	0	0
6/11	PHX	W	3	0	0	0	0	0	0	1	1	0	1	0	0
6/15	IND	W	0	0	0	0	0	0	0	0	0	0	0	0	0
6/19	NY	W	0	0	0	0	0	0	0	0	0	0	0	0	0
6/21	IND	L	0	0	0	0	0	0	0	0	0	0	0	0	0
6/23	CONN	W	0	0	0	0	0	0	0	0	0	0	0	0	0
6/26	WAS	L	0	0	0	0	0	0	0	0	0	0	0	0	0
6/28	SEA	L	0	0	0	0	0	0	0	0	0	0	0	0	0
6/30	LA	L	4	0	0	0	0	1	1	0	0	0	0	0	0
7/2	LV	L	0	0	0	0	0	0	0	0	0	0	0	0	0
7/7	DAL	W	0	0	0	0	0	0	0	0	0	0	0	0	0
7/10	MIN	L	0	0	0	0	0	0	0	0	0	0	0	0	0
7/12	NY	W	2	0	0	0	0	0	0	0	0	0	0	0	0
7/14	DAL														
7/17	ATL														
7/21	IND														
7/30	CONN														
8/3	ATL														
8/7	NY														
8/9	LV														
8/11	LA														
8/16	LA														
8/18	LV														
8/20	ATL														
8/23	WAS														
8/25	PHX														
8/27	MIN														
8/29	DAL														
9/1	PHX														
9/6	CONN														
9/8	WAS														

2019 SEASON AVERAGES											
G	GS	PPG	RPG	APG	SPG	TOPG	BPG	MPG	FG%	3FG%	FT%
5	0	0.8	0.6	0.6	0.8	0.6	0.0	5.0	25.0	0.0	0.0

2018 SEASON AVERAGES											
G	GS	PPG	RPG	APG	SPG	TOPG	BPG	MPG	FG%	3FG%	FT%
--	--	--	--	--	--	--	--	--	--	--	--

Chloe Jackson (born August 21, 1996) is a guard for the Chicago Sky. She played college basketball at Baylor.

CAREER HIGHLIGHTS:

-Drafted No. 15 overall in the 2019 WNBA Draft, by the Chicago Sky.

2018-2019: In her fifth year of eligibility, Jackson played at Baylor University, averaging 11.4 points per game, with a season-high of 26 points against Notre Dame on 04/07/19. Jackson had 189 assists in 35 games, averaging 5.4 per game. She had a season-high in assists, with 11, against Iowa State on 01/23/19.

2017-2018: In her second season at LSU, Jackson averaged 18.1 points per game, with 526 point in 29 games.

2016-2017: Jackson started in all 32 games in her first season of eligibility at LSU. She was second on the team in scoring, averaging 13.1 points per game. Jackson logged 20 or more points in six of the 32 games.

1

Diamond DeShields

G/F

6-1

163

03/05/95

Tennessee

2nd Season



2019 Season Highs		Date
PTS	25 vs. PHX	06/11/2019
FGM	10 vs. PHX	06/11/2019
FGA	19, 2x (vs. PHX, at LAS)	06/30/2019 (most recent)
3FGM	5 vs. PHX	06/11/2019
3FGA	8 vs. PHX	06/11/2019
FTM	6, 2x (vs. IND, at LAS)	06/30/2019 (most recent)
FTA	8 at SEA	06/28/2019
OR	4 at WAS	06/05/2019
DR	9 vs. CONN	06/23/2019
TR	9, 3x	07/10/2019 (most recent)
AST	4, 4x	07/10/2019 (most recent)
STL	3, 2x (vs. PHX, at LVA)	07/02/2019
BLK	2 vs. WAS	06/26/2019
MIN	37 vs. IND	06/21/2019

Diamond DeShields (born March 5, 1995) is a guard for the Chicago Sky. She played college basketball at Tennessee

CAREER HIGHLIGHTS:

-Drafted No. 3 overall in the 2018 WNBA Draft, by the Chicago Sky.

2018 HIGHLIGHTS WITH CHICAGO:

-Finished her first season ranking second on the team for points, averaging 14.4 per game.

-In DeShields' rookie year, she started in 33 out of 34 games played.

-Ranked second on the team for average rebounds at 4.9.

INTERNATIONAL HIGHLIGHTS:

2017-2018: In 2017 Diamond DeShields took her career overseas ending up in Turkey. DeShields played 22 games, averaging 16.9 points per game, with a free-throw percentage of 80.6%, an average higher than her college career.

COLLEGE HIGHLIGHTS:

2016-2017: In her second year at Tennessee, DeShields averaged 17.4 points per game, scoring 504 points in her total 29 games played.

2015-2016:

In her first year at Tennessee, DeShields averaged 5.2 rebounds per game, with an average of 14.3 points per game.

2013-2014:

In her first year at UNC, DeShields averaged 18.0 points per game, shooting 42.6% from the field and 77.6% from the line.

2019 GAME-BY-GAME STATISTICS

Date	OPP	W/L	MIN	FG	3FG	FT	OR	DR	TR	A	PF	STL	TO	BS	PTS
5/29	MIN	L	11	0	0	0	0	1	1	0	3	0	0	0	0
6/1	SEA	W	35	9	2	1	0	5	5	3	1	2	2	1	21
6/5	WAS	L	31	9	3	3	4	1	5	4	1	1	1	0	24
6/9	SEA	W	27	3	1	0	2	5	7	3	2	2	2	0	7
6/11	PHX	W	36	10	5	0	1	1	2	2	3	3	1	1	25
6/15	IND	W	31	3	1	0	1	7	8	2	2	1	2	0	7
6/19	NY	W	32	4	2	2	0	8	8	4	1	0	0	1	12
6/21	IND	L	37	6	1	6	0	5	5	0	2	0	1	0	19
6/23	CONN	W	29	5	2	0	0	9	9	2	5	2	6	0	12
6/26	WAS	L	28	3	0	2	2	7	9	2	0	0	4	2	8
6/28	SEA	L	33	7	0	5	2	4	6	3	4	1	4	0	19
6/30	LA	L	31	7	3	6	0	5	5	0	3	1	1	0	23
7/2	LV	L	30	3	0	5	0	4	4	3	5	3	5	0	11
7/7	DAL	W	31	4	2	0	0	5	5	4	3	0	2	0	10
7/10	MIN	L	30	4	0	5	2	7	9	4	1	1	2	1	13
7/12	NY	W	22	7	0	2	0	6	6	2	2	2	1	1	16
7/14	DAL														
7/17	ATL														
7/21	IND														
7/30	CONN														
8/3	ATL														
8/7	NY														
8/9	LV														
8/11	LA														
8/16	LA														
8/18	LV														
8/20	ATL														
8/23	WAS														
8/25	PHX														
8/27	MIN														
8/29	DAL														
9/1	PHX														
9/6	CONN														
9/8	WAS														

2019 SEASON AVERAGES

G	GS	PPG	RPG	APG	SPG	TOPG	BPG	MPG	FG%	3FG%	FT%
16	16	14.2	5.9	2.4	1.2	2.1	0.4	29.5	37.2	31.4	80.4

2018 SEASON AVERAGES

G	GS	PPG	RPG	APG	SPG	TOPG	BPG	MPG	FG%	3FG%	FT%
34	33	14.4	4.9	2.2	1.0	2.0	0.2	28.5	42.5	32.8	83.6

2

Kahleah Copper

G/F

6-1

155

08/28/94

Rutgers

4th Season



2019 Season Highs		Date
PTS	16 vs. DAL	07/07/2019
FGM	5 vs. DAL	07/07/2019
FGA	10, 2x (at SEA, vs. DAL)	07/07/2019 (most recent)
3FGM	2, 3x	07/02/2019 (most recent)
3FGA	4 at LAS	06/30/2019
FTM	7 at IND	06/15/2019
FTA	8 at IND	06/15/2019
OR	1, 3x	07/07/2019 (most recent)
DR	5 at MIN	05/29/2019
TR	5 at MIN	05/29/2019
AST	3, 2x (vs. SEA, vs. MIN)	07/10/2019 (most recent)
STL	1, 7x	07/12/2019 (most recent)
BLK	2 vs. MIN	07/10/2019
MIN	23 vs. DAL	07/07/2019

2019 GAME-BY-GAME STATISTICS

Date	OPP	W/L	MIN	FG	3FG	FT	OR	DR	TR	A	PF	STL	TO	BS	PTS
5/29	MIN	L	18	4	0	3	0	5	5	0	3	1	3	0	11
6/1	SEA	W	11	2	0	0	0	3	3	1	1	0	0	0	4
6/5	WAS	L	12	2	0	0	0	0	0	0	3	1	1	0	4
6/9	SEA	W	18	3	1	2	1	3	4	3	2	0	2	0	9
6/11	PHX	W	14	1	0	2	0	2	2	1	1	1	1	0	4
6/15	IND	W	13	0	0	7	0	3	3	0	1	1	1	0	7
6/19	NY	W	13	4	0	0	0	0	0	1	3	0	0	0	8
6/21	IND	L	10	1	0	0	0	1	1	0	1	0	0	0	2
6/23	CONN	W	17	2	2	0	0	0	0	1	2	1	1	0	6
6/26	WAS	L	13	2	0	0	0	3	3	0	1	0	1	0	4
6/28	SEA	L	21	4	0	1	1	1	2	1	3	0	0	0	9
6/30	LA	L	19	4	2	2	0	0	0	1	1	0	2	0	12
7/2	LV	L	14	3	2	3	0	1	1	0	1	0	1	0	11
7/7	DAL	W	23	5	1	5	1	1	2	1	1	1	3	0	16
7/10	MIN	L	22	3	1	2	0	3	3	3	1	0	0	2	9
7/12	NY	W	19	4	0	1	0	0	0	2	2	1	1	0	9
7/14	DAL														
7/17	ATL														
7/21	IND														
7/30	CONN														
8/3	ATL														
8/7	NY														
8/9	LV														
8/11	LA														
8/16	LA														
8/18	LV														
8/20	ATL														
8/23	WAS														
8/25	PHX														
8/27	MIN														
8/29	DAL														
9/1	PHX														
9/6	CONN														
9/8	WAS														

2019 SEASON AVERAGES

G	GS	PPG	RPG	APG	SPG	TOPG	BPG	MPG	FG%	3FG%	FT%
16	0	7.8	1.8	0.9	0.4	1.1	0.1	16.2	40.7	37.5	80.0

2018 SEASON AVERAGES

G	GS	PPG	RPG	APG	SPG	TOPG	BPG	MPG	FG%	3FG%	FT%
33	2	7.1	2.2	0.6	0.3	0.9	0.1	15.9	39.7	37.5	87.5

CAREER HIGHLIGHTS:

Drafted No. 7 overall by the Washington Mystics in the 2016 WNBA Draft

2016 HIGHLIGHTS WITH CHICAGO:

Started in 3 out of 30 games played
 Ranked ninth on team in scoring with 6.2 points per game
 Ranked fourth on team in rebounds with 3.1 per game
 Finished the season first overall in three point field goal percentage (.467) and sixth overall in field goal percentage (.471)

COLLEGE HIGHLIGHTS:

Ranked No. 3 on Rutgers' career points chart behind only future WNBA stars Cappie Pondexter and Sue Wicks.
 Fourth Scarlet Knight woman to top 1,800 career points.

2015-16:

All-Big Ten First Team pick (coaches and media)

One of 20 named to the Drysdale Award Watch List as nation's top player.

Scored in double figures in 30 games.

2014-15:

Second Team All-Big Ten (coaches and media) after being Rutgers' leading scorer for second straight season

Was 7th in Big Ten in scoring. reached double-figure scoring in all but four contests; led Scarlet Knights in scoring in 15 games.

2013-14:

Named WNIT's Most Valuable Player and First Team All-American Athletic Conf. Excelled twice against eventual NCAA champ UConn, putting up 20 and 22-pt. efforts vs. Huskies.

2012-13:

Named to BIG EAST All-Freshman Team. A McDonald's All-America prep player at Philadelphia's Prep Charter, she chose Rutgers in order to be closer to mom, Leticia, who was undergoing treatment for breast cancer

7

Jantel Lavender

F/C

6-4

185

11/12/88

Ohio State

9th Season



2019 Season Highs		Date
PTS	20 vs. DAL	07/07/2019
FGM	8, 2x (vs. NY, vs. DAL)	07/12/2019 (most recent)
FGA	14 vs. NY	07/12/2019
3FGM	1 (three times)	07/07/2019 (most recent)
3FGA	2, 2x (at WAS, at LVA)	06/30/2019 (most recent)
FTM	3 vs. DAL	07/07/2019
FTA	3 vs. DAL	07/07/2019
OR	4 vs. WAS	06/26/2019
DR	11 vs. CONN	06/23/2019
TR	13 vs. CONN	06/23/2019
AST	3 vs. SEA	06/01/2019
STL	2 vs. SEA	06/01/2019
BLK	3, 2x (at IND, at NY)	06/19/2019 (most recent)
MIN	37 vs. DAL	07/07/2019

2019 GAME-BY-GAME STATISTICS

Date	OPP	W/L	MIN	FG	3FG	FT	OR	DR	TR	A	PF	STL	TO	BS	PTS
5/29	MIN	L	22	4	0	2	1	2	3	1	3	1	1	0	10
6/1	SEA	W	32	4	0	0	3	4	7	3	1	2	4	0	8
6/5	WAS	L	29	7	1	0	1	4	5	1	0	0	2	0	15
6/9	SEA	W	24	2	0	2	2	5	7	2	1	0	1	0	6
6/11	PHX	W	22	1	0	0	2	2	4	0	4	0	2	0	2
6/15	IND	W	33	3	0	0	2	5	7	2	2	1	0	3	6
6/19	NY	W	25	4	0	0	2	5	7	1	0	0	2	3	8
6/21	IND	L	27	4	0	0	2	5	7	0	3	0	2	0	8
6/23	CONN	W	31	4	0	0	2	11	13	2	1	0	0	1	8
6/26	WAS	L	28	2	0	2	4	3	7	1	2	0	2	1	6
6/28	SEA	L	32	6	1	0	2	8	10	0	1	0	2	1	13
6/30	LA	L	22	3	0	0	2	1	3	0	1	0	0	1	6
7/2	LV	L	25	6	0	0	2	4	6	0	1	1	2	0	12
7/7	DAL	W	37	8	1	3	1	9	10	1	2	0	1	0	20
7/10	MIN	L	17	2	0	0	0	6	6	1	1	0	1	1	4
7/12	NY	W	25	8	0	1	3	4	7	1	1	0	3	0	17
7/14	DAL														
7/17	ATL														
7/21	IND														
7/30	CONN														
8/3	ATL														
8/7	NY														
8/9	LV														
8/11	LA														
8/16	LA														
8/18	LV														
8/20	ATL														
8/23	WAS														
8/25	PHX														
8/27	MIN														
8/29	DAL														
9/1	PHX														
9/6	CONN														
9/8	WAS														

2019 SEASON AVERAGES

G	GS	PPG	RPG	APG	SPG	TOPG	BPG	MPG	FG%	3FG%	FT%
16	15	9.3	6.8	1.0	0.3	1.6	0.7	27.1	50.0	20.0	90.9

2018 SEASON AVERAGES (Los Angeles Sparks)

G	GS	PPG	RPG	APG	SPG	TOPG	BPG	MPG	FG%	3FG%	FT%
30	7	5.2	3.7	0.7	0.4	1.0	0.2	17.0	42.8	18.8	90.0

WNBA CAREER CAPSULE

WNBA Champion (2016)

WNBA Sixth Woman of the year (2016)

WNBA All-Star (injury replacement player in 2015)

2018 (Los Angeles): Lavender played in 30 games and started seven during the Sparks 2018 regular season. Lavender missed the first four games due to overseas commitments. Lavender scored a season-high 23 points against the Indiana Fever on 7/20/18.

2017 (Los Angeles): Played 32 games off the bench... Averaged 17.3 mpg, 7.3 ppg, and 3.0 rpg... She was the fifth leading scorer for the Los Angeles Sparks... Shot 22-26 (84.6%) from the free-throw line... Scored in double-figures 9 times... Played a season-high 28 minutes vs. Seattle on 7/25... Had a season-high 18 points @ San Antonio on 7/28.

2016 (Los Angeles): Named 2016 WNBA Sixth Woman of the Year... Appeared in all 34 games as a reserve... Averaged 9.6 ppg, 3.6 rpg and 1.3 apg... Ranked 10th in the league in field goal percentage (.538) – sixth consecutive season shooting 50 percent or better from the field... Ranked fourth on the team in scoring, second in field goal percentage and third in rebounding... Scored in double figures on 17 occasions, including three games of 20 or more points... Tied her career high with 25 points at Connecticut (7/15).

2015 (Los Angeles): Averaged 14.5 points, 8.3 rebounds, 1.8 assists and 1.2 blocked shots in 34 regular season games played – single-season career-high in each category... Selected as WNBA All-Star injury replacement player, first All-Star nod in career... Only Sparks player to have played and started in all 34 games this season, a single-season career-high ... Recorded 12 double-doubles – tied with forward Candace Parker for most in the WNBA this season... Ranked second in minutes played (33.8 mpg) among league leaders... Ranked fourth in total rebounds (281) and rebounds per game (8.3 rpg) among league leaders... Ranked fifth in field goal percentage (.525) – fifth consecutive season shooting 50 percent or better from the field... Ranked seventh in blocked shots (1.2 bpg) among

C H I C A G O S K Y

14

Allie Quigley

G


5-10

140

06/20/86

DePaul

11th Season



2019 Season Highs		Date
PTS	25 vs. SEA	06/01/2019
FGM	11 vs. SEA	06/01/2019
FGA	17 vs. SEA	06/01/2019
3FGM	6 vs. MIN	07/10/2019
3FGA	13 vs. MIN	07/10/2019
FTM	2, 4x	07/10/2019 (most recent)
FTA	2, 4x	07/10/2019 (most recent)
OR	2, 2x (vs. PHX, at IND)	06/15/2019 (most recent)
DR	6 at LVA	07/02/2019
TR	6, 2x (vs. PHX, at LVA)	07/02/2019 (most recent)
AST	8 at LVA	07/02/2019
STL	2, 2x (vs. WAS, vs. MIN)	07/10/2019 (most recent)
BLK	2 at LAS	06/30/2019
MIN	37 vs. WAS	06/26/2019

2019 GAME-BY-GAME STATISTICS

Date	OPP	W/L	MIN	FG	3FG	FT	OR	DR	TR	A	PF	STL	TO	BS	PTS
5/29	MIN	L	26	4	2	0	0	1	1	1	3	1	0	0	10
6/1	SEA	W	30	11	3	0	0	1	1	4	1	1	2	1	25
6/5	WAS	L	25	0	0	0	1	4	5	3	1	1	0	0	0
6/9	SEA	W	27	1	1	1	0	0	0	1	1	0	2	0	4
6/11	PHX	W	30	3	2	0	2	4	6	3	1	0	1	0	8
6/15	IND	W	35	6	4	2	2	1	3	2	3	0	0	0	18
6/19	NY	W	31	4	3	2	0	3	3	1	1	1	4	0	13
6/21	IND	L	30	4	2	0	0	2	2	4	2	1	1	1	10
6/23	CONN	W	31	6	2	0	0	5	5	3	3	1	1	0	14
6/26	WAS	L	37	8	4	1	0	3	3	5	2	2	0	0	21
6/28	SEA	L	27	4	3	0	1	1	2	3	0	1	0	0	11
6/30	LA	L	25	3	3	1	0	5	5	2	1	0	2	2	10
7/2	LV	L	31	7	3	1	0	6	6	8	1	1	3	0	18
7/7	DAL	W	23	2	2	2	0	0	0	1	0	1	0	0	8
7/10	MIN	L	35	8	6	2	1	3	4	1	2	2	2	0	24
7/12	NY	W	23	5	3	1	0	4	4	7	2	1	0	0	14
7/14	DAL														
7/17	ATL														
7/21	IND														
7/30	CONN														
8/3	ATL														
8/7	NY														
8/9	LV														
8/11	LA														
8/16	LA														
8/18	LV														
8/20	ATL														
8/23	WAS														
8/25	PHX														
8/27	MIN														
8/29	DAL														
9/1	PHX														
9/6	CONN														
9/8	WAS														

2019 SEASON AVERAGES

G	GS	PPG	RPG	APG	SPG	TOPG	BPG	MPG	FG%	3FG%	FT%
16	16	13.0	3.1	3.1	0.9	1.1	0.3	29.3	49.4	48.3	100

2018 SEASON AVERAGES

G	GS	PPG	RPG	APG	SPG	TOPG	BPG	MPG	FG%	3FG%	FT%
32	32	15.4	2.4	2.5	0.6	2.0	0.3	29.7	46.6	42.0	85.7

CAREER HIGHLIGHTS

WNBA

2016 - Played 34 games ... Played a season high 30 minutes (2 times) ... Scored a season high 29 points vs. New York Liberty ... Totaled 3 rebounds (3 times) ... Had a season high 6 assists vs. Seattle Storm Had 3 steals (2 times).

2015 - Started seven of 32 games in which she appeared for the Sky ... Averaged 11.1 PPG, good for fourth on the team ... Scored a season high 23 points vs. Atlanta Dream ... Notched 10+ points in 18 games ... Won the Sixth Woman of the Year Award for the second consecutive season.

2014 - Made first career start against the Seattle Storm on 06/10 ... Earned WNBA Eastern Conference Player of the Week honors after scoring 17+ points off the bench in three straight games ... Scored 10+ points a team-high 21 times ... Led the Sky in scoring a team-high nine times ...

2013 - Played in 34 games during first season in Chicago ... Averaged 3.8 points on the year.

COLLEGE

One of just four players in DePaul Blue Demons' history to score over 2,000 points in her career, she averaged a team-leading 19.4 points per game as a senior and is third on the all-time career list with 2,078 points ... for her efforts, she was named to the 2008 All-Big East second team and she was a Big East Academic All-Star.

PERSONAL

She has a sister, Sam, and two brothers, Jake and Ryan...her sister was the second leading scorer (13.1 PPG) for DePaul in 2009-10...her brother Ryan was a pitcher on the baseball team at Saint Xavier University.

15

Gabby Williams

F


5-11

172

09/09/96

Connecticut

2nd Season



2019 Season Highs		Date
PTS	12, 2x (at WAS, vs. MIN)	07/10/2019 (most recent)
FGM	6 vs. MIN	07/10/2019
FGA	12, 2x (at MIN, vs. MIN)	07/10/2019 (most recent)
3FGM	1, 3x	07/02/2019 (most recent)
3FGA	3, 4x	06/21/2019 (most recent)
FTM	4 vs. PHX	06/11/2019
FTA	4, 2x (vs. PHX, at SEA)	06/28/2019 (most recent)
OR	3 at WAS	06/05/2019
DR	4, 2x (vs. PHO, vs. NY)	07/12/2019 (most recent)
TR	5 vs. PHX	06/11/2019
AST	5, 2x (vs. CONN, vs. MIN)	07/10/2019 (most recent)
STL	3 vs. IND	06/21/2019
BLK	1, 4x	07/10/2019 (most recent)
MIN	26 vs. MIN	07/10/2019

2019 GAME-BY-GAME STATISTICS

Date	OPP	W/L	MIN	FG	3FG	FT	OR	DR	TR	A	PF	STL	TO	BS	PTS
5/29	MIN	L	25	5	1	0	1	1	2	4	1	1	2	0	11
6/1	SEA	W	9	0	0	0	0	3	3	2	0	0	0	0	0
6/5	WAS	L	17	5	0	2	3	1	4	1	1	1	1	0	12
6/9	SEA	W	18	2	0	1	0	1	1	2	0	1	1	0	5
6/11	PHX	W	23	3	0	4	1	4	5	2	3	0	3	0	10
6/15	IND	W	8	0	0	1	0	1	1	0	0	0	2	0	1
6/19	NY	W	12	3	0	0	0	0	0	2	2	0	0	1	6
6/21	IND	L	13	3	1	0	0	0	0	0	3	3	2	0	7
6/23	CONN	W	21	3	0	0	0	1	1	5	2	1	2	0	6
6/26	WAS	L	16	4	0	0	0	3	3	1	0	0	2	0	8
6/28	SEA	L	13	3	0	3	0	1	1	1	3	2	1	1	9
6/30	LA	L	1	0	0	0	0	1	1	1	0	1	1	0	2
7/2	LV	L	12	3	1	0	0	0	0	0	1	0	1	0	7
7/7	DAL	W	16	1	0	2	1	2	3	4	1	0	2	1	4
7/10	MIN	L	26	6	0	0	1	3	4	5	2	0	3	1	12
7/12	NY	W	18	2	0	1	0	4	4	3	1	0	0	0	5
7/14	DAL														
7/17	ATL														
7/21	IND														
7/30	CONN														
8/3	ATL														
8/7	NY														
8/9	LV														
8/11	LA														
8/16	LA														
8/18	LV														
8/20	ATL														
8/23	WAS														
8/25	PHX														
8/27	MIN														
8/29	DAL														
9/1	PHX														
9/6	CONN														
9/8	WAS														

2019 SEASON AVERAGES

G	GS	PPG	RPG	APG	SPG	TOPG	BPG	MPG	FG%	3FG%	FT%
16	1	6.6	1.8	2.1	0.6	1.4	0.3	16.6	41.9	12.5	73.7

2018 SEASON AVERAGES

G	GS	PPG	RPG	APG	SPG	TOPG	BPG	MPG	FG%	3FG%	FT%
34	30	7.3	4.3	1.6	1.6	1.1	0.2	23.0	43.2	26.9	78.3

Gabby Williams (born September 9, 1996) is a forward for the Chicago Sky. She played college basketball at Connecticut.

CAREER HIGHLIGHTS:

-Drafted No. 4 overall in the 2018 WNBA Draft, by the Chicago Sky.

2018 HIGHLIGHTS WITH CHICAGO:

-Finished her first season averaging 7.3 points per game.

-Started in 30 out of 34 games played.

COLLEGE HIGHLIGHTS:

2017-2018: In her last season at University of Connecticut, Williams averaged 5.3 assists per game, an average that was double her first two seasons at UConn. Williams averaged 11.1 points per game, with an average of 7.4 rebounds per game.

2016-2017: At UConn, Williams started in all of the 37 games played, averaging 14.3 points per game, ending the season third in point averages. Williams ended the season ranked sixth in the American Athletic conference for rebounds, averaging 8.4.

2015-2016: Williams finished the season, ranking third on the team in rebounds, averaging 5.7 per game. Williams scored in double-figures 19 of the 38 games she played.

2014-2015: Williams had a career-high 16 boards in only 22-minutes against SMU on January 11, 2015. Williams finished third on the team in rebounds, averaging 5.7 per game.

21

Jamiera Faulkner

G

5-6

138

03/09/92

Southern Miss

5th Season



2019 Season Highs			Date
PTS	2 vs. NY		7/12/19
FGM	1 vs. NY		7/12/19
FGA	2 vs. NY		7/12/19
3FGM			
3FGA			
FTM			
FGA			
OR			
DR	1 vs. NY		7/12/19
TR	1 vs. NY		7/12/19
AST	1 vs. NY		7/12/19
STL			
BLK			
MIN	7 vs. NY		7/12/19

2019 GAME-BY-GAME STATISTICS

Date	OPP	W/L	MIN	FG	3FG	FT	OR	DR	TR	A	PF	STL	TO	BS	PTS
5/29	MIN	L	0	0	0	0	0	0	0	0	0	0	0	0	0
6/1	SEA	W	0	0	0	0	0	0	0	0	0	0	0	0	0
6/5	WAS	L	0	0	0	0	0	0	0	0	0	0	0	0	0
6/9	SEA	W	0	0	0	0	0	0	0	0	0	0	0	0	0
6/11	PHX	W	0	0	0	0	0	0	0	0	0	0	0	0	0
6/15	IND	W	0	0	0	0	0	0	0	0	0	0	0	0	0
6/19	NY	W	0	0	0	0	0	0	0	0	0	0	0	0	0
6/21	IND	L	0	0	0	0	0	0	0	0	0	0	0	0	0
6/23	CONN	W	0	0	0	0	0	0	0	0	0	0	0	0	0
6/26	WAS	L	0	0	0	0	0	0	0	0	0	0	0	0	0
6/28	SEA	L	0	0	0	0	0	0	0	0	0	0	0	0	0
6/30	LA	L	0	0	0	0	0	0	0	0	0	0	0	0	0
7/2	LV	L	0	0	0	0	0	0	0	0	0	0	0	0	0
7/7	DAL	W	0	0	0	0	0	0	0	0	0	0	0	0	0
7/10	MIN	L	0	0	0	0	0	0	0	0	0	0	0	0	0
7/12	NY	W	7	1	0	0	0	1	1	1	1	0	3	0	2
7/14	DAL														
7/17	ATL														
7/21	IND														
7/30	CONN														
8/3	ATL														
8/7	NY														
8/9	LV														
8/11	LA														
8/16	LA														
8/18	LV														
8/20	ATL														
8/23	WAS														
8/25	PHX														
8/27	MIN														
8/29	DAL														
9/1	PHX														
9/6	CONN														
9/8	WAS														

2019 SEASON AVERAGES

G	GS	PPG	RPG	APG	SPG	TOPG	BPG	MPG	FG%	3FG%	FT%
1	0	2.0	1.0	1.0	0.0	3.0	0	7.0	50.0	0	0

2018 SEASON AVERAGES

G	GS	PPG	RPG	APG	SPG	TOPG	BPG	MPG	FG%	3FG%	FT%
17	0	7.6	1.4	3.9	0.4	2.0	0.1	21.2	34.3	30.2	75.0

WNBA

2015

Averaged 4.1 points and 1.7 assists per game...improved her 2014 field goal percentage from .362 to .414 in 2015... Sky's average margin of victory was 26.5 points per game when Faulkner scored at least 10 points...recorded 12 points, five assists, three blocks and a career-high seven rebounds in Chicago's 85-57 victory over Washington on 7/15...scored a season-high 16 points in 20 minutes on 8/14 in...notched a career-high six steals in 22 minutes of action against Seattle on 9/6.

2014

Averaged 7.9 points, 3.5 assists and 2 rebounds in 20.4 minutes per game... scored 27 points in her first career WNBA start on 6/1 against Los Angeles... became the first third round draft pick in Sky history to ever make a start...tallied 13 points each in back-to-back games on 7/9 vs. Washington and 7/11 vs. Phoenix...put in 19 points on 7/29 against San Antonio... contributed 14 points and 6 rebounds on 8/10 against Atlanta after receiving her college diploma at halftime

International Career

2015-16:

Traveled to Israel to run the point for Elitzur Maclaren Holon...only WNBA player on team roster for 2015-16 Israel-1 season...led league in scoring with 20.4 points, 6.4 rebounds and 6.4 assists per game ... won consecutive player of the week awards late in the season.

2014-15

Spent off-season playing with PINKK-Pesci in Hungary...led team to A-division quarterfinals...averaged 15.9 points, 4.4 rebounds and 4.4 assists per game.

College Career

Conference USA All-Conference First Team and All-Defensive Team selection... Became the first Southern Miss player to receive the C Spire Gillom Trophy... Southern Miss all-time career steals and assists leader... Finished her career with 2056 points...Averaged 17.7 points, 8.6 assists, and 3.7 rebounds per game as a senior...Set a Southern Miss single-game record and top single-game performance in the nation with 17 assists.

22

Courtney Vandersloot

G

5-8

145

02/08/89

Gonzaga

9th Season



2019 Season Highs		Date
PTS	25 at NY	06/19/2019
FGM	9 at NY	06/19/2019
FGA	16 at IND	06/15/2019
3FGM	3 vs. PHX	06/11/2019
3FGA	6, 2x (vs. PHX, at IND)	06/15/2019 (most recent)
FTM	6 vs. NY	07/12/2019
FTA	7 vs. NY	07/12/2019
OR	2, 2x (at MIN, at LVA)	07/02/2019 (most recent)
DR	8 vs. SEA	06/01/2019
TR	8, 2x (vs. SEA, at NY)	06/19/2019 (most recent)
AST	12, 2x (at LVA, vs. NY)	07/02/2019 (most recent)
STL	3, 2x (at MIN, vs. CONN)	06/23/2019 (most recent)
BLK	3 vs. WAS	06/26/2019
MIN	34, 2x (vs. SEA, at IND)	06/15/2019 (most recent)

2019 GAME-BY-GAME STATISTICS

Date	OPP	W/L	MIN	FG	3FG	FT	OR	DR	TR	A	PF	STL	TO	BS	PTS
5/29	MIN	L	29	3	0	0	2	2	4	8	1	3	4	0	6
6/1	SEA	W	34	3	1	3	0	8	8	11	2	2	5	0	10
6/5	WAS	L	27	2	1	0	0	2	2	8	0	1	4	0	5
6/9	SEA	W	30	4	2	1	0	7	7	7	3	2	5	0	11
6/11	PHX	W	31	7	3	0	0	4	4	8	2	1	4	1	17
6/15	IND	W	34	4	1	0	1	4	5	8	4	0	3	0	9
6/19	NY	W	32	9	2	5	1	7	8	6	1	2	2	0	25
6/21	IND	L	31	4	2	0	1	3	4	8	3	1	0	0	10
6/23	CONN	W	24	5	0	3	0	2	2	7	1	3	2	1	13
6/26	WAS	L	32	2	0	4	1	5	6	8	2	1	4	3	8
6/28	SEA	L	27	1	0	0	1	5	6	6	1	1	3	0	2
6/30	LA	L	22	2	2	0	0	0	0	7	2	0	4	0	6
7/2	LV	L	33	3	0	0	2	3	5	12	1	2	1	1	6
7/7	DAL	W	26	3	1	0	0	2	2	11	0	1	6	0	7
7/10	MIN	L	28	2	0	1	1	5	6	4	0	2	3	1	5
7/12	NY	W	30	5	1	6	0	1	1	12	1	1	2	0	17
7/14	DAL														
7/17	ATL														
7/21	IND														
7/30	CONN														
8/3	ATL														
8/7	NY														
8/9	LV														
8/11	LA														
8/16	LA														
8/18	LV														
8/20	ATL														
8/23	WAS														
8/25	PHX														
8/27	MIN														
8/29	DAL														
9/1	PHX														
9/6	CONN														
9/8	WAS														

W2019 SEASON AVERAGES

G	GS	PPG	RPG	APG	SPG	TOPG	BPG	MPG	FG%	3FG%	FT%
16	16	9.8	4.4	8.2	1.4	3.3	0.4	29.6	40.4	32.0	82.1

2018 SEASON AVERAGES

G	GS	PPG	RPG	APG	SPG	TOPG	BPG	MPG	FG%	3FG%	FT%
30	30	12.5	3.7	8.6	1.3	3.4	0.5	31.8	48.9	39.8	82.6

WNBA

2016

Courtney started in 21 games out of 30 played...She ranked 4 on the team with averaging 4.7 assists per game...She ranked 7 on the team with 141 assists in total...Courtney ranked 10 on the team with averaging 1.37 steals per game...She played a season high of 36 minutes vs. Connecticut Sun...She scored a season high of 18 points vs. Minnesota Lynx... Courtney had 7 rebounds (2 times)...She contributed a season high of 11 assists vs. Minnesota Lynx...She also had a season high of 5 steals vs. New York Liberty...

2015

Averaged 11.4 points, 5.8 assists and 2.4 rebounds per game...started all 34 games...All-WNBA Second Team... received WNBA Peak Performer Award for leading league in assists...named Eastern Conference Play of the Week during week of August 31st, scored 1,000th career point on 6/19...recorded first double-double of season on 6/30 with 14 points and 10 assists...recorded a season-high 21 points on 8/14 against Seattle...tied her season high in Sky's win against New York on 9/3.

2014

Averaged 6.8 points, 5.6 assists and 2.3 rebounds ... scored 12 points with 8 assists on 5/17 vs. New York...tallied 18 points and 7 assists on 5/21 against Connecticut... recorded 10+ assists in 3 straight games from May 24-May 30...became the Sky's career leader in assists with a 10-assist performance vs. Minnesota on 5/26...set a new Sky record with 13 assists in a single game on 5/30 vs. Connecticut...delivered 17 points and 8 assists on 6/18 against New York...finished the 2014 season with an average of 6.0 assists per game, a new career high.

2013

Averaged 8.6 points, 5.6 assists and 3.2 rebounds per game ... started 33 games... 10 assist performance vs. Atlanta on 8/31 broke her own Sky record for assists in a season with 162...led all WNBA guards in both total blocks (24) and blocks per game ... had 12 games of seven or more assists.

2012

Averaged 8.9 points, 4.6 assists and 2.1 rebounds per game ... started 27 games...157 assists were fourth most in the league...delivered career and franchise high 11 assists at Connecticut on 8/26...Recorded 23 points, five rebounds and four assists at Tulsa on 8/24... made career high five three-pointers on August 24...posted six points, eight assists and a career high seven rebounds in July 6 loss

31

Stefanie Dolson

C

6-5

231

01/08/92

Connecticut

6th Season



2019 Season Highs			Date
PTS	15 vs. SEA		06/09/2019
FGM	6, 2x (vs. PHX, vs. WAS)		06/26/2019 (most recent)
FGA	10, 2x (vs. PHX, vs. WAS)		06/26/2019 (most recent)
3FGM	2, 4x		07/02/2019 (most recent)
3FGA	5 at LVA		07/02/2019
FTM	4 vs. IND		06/21/2019
FTA	4 vs. IND		06/21/2019
OR	4 at IND		06/15/2019
DR	8 vs. NY		07/12/2019
TR	9 vs. NY		07/12/2019
AST	5 at NY		06/19/2019
STL	3 vs. IND		06/21/2019
BLK	2 vs. IND		06/21/2019
MIN	33 at NY		06/19/2019

2019 GAME-BY-GAME STATISTICS

Date	OPP	W/L	MIN	FG	3FG	FT	OR	DR	TR	A	PF	STL	TO	BS	PTS
5/29	MIN	L	15	2	0	2	1	6	7	1	3	0	2	0	6
6/1	SEA	W	27	3	0	0	2	4	6	2	2	0	4	1	6
6/5	WAS	L	18	4	1	2	1	4	5	1	2	0	3	0	11
6/9	SEA	W	23	7	1	0	0	5	5	1	4	1	4	1	15
6/11	PHX	W	26	6	2	0	0	6	6	3	4	0	1	1	14
6/15	IND	W	28	2	2	2	4	4	8	3	1	0	0	1	8
6/19	NY	W	33	2	0	2	1	5	6	5	3	0	1	1	6
6/21	IND	L	31	3	1	4	1	1	2	4	5	3	4	2	11
6/23	CONN	W	20	5	2	0	0	4	4	2	4	1	2	0	12
6/26	WAS	L	28	6	1	0	0	1	1	0	2	1	2	1	13
6/28	SEA	L	24	3	1	0	1	4	5	2	5	0	3	0	7
6/30	LA	L	18	0	0	1	2	2	4	1	3	2	0	0	0
7/2	LV	L	25	4	2	0	1	5	6	1	4	0	2	1	10
7/7	DAL	W	29	3	1	2	0	7	7	1	2	0	2	0	9
7/10	MIN	L	25	1	1	0	2	1	3	2	3	0	1	1	3
7/12	NY	W	24	5	1	2	1	8	9	1	2	1	1	1	13
7/14	DAL														
7/17	ATL														
7/21	IND														
7/30	CONN														
8/3	ATL														
8/7	NY														
8/9	LV														
8/11	LA														
8/16	LA														
8/18	LV														
8/20	ATL														
8/23	WAS														
8/25	PHX														
8/27	MIN														
8/29	DAL														
9/1	PHX														
9/6	CONN														
9/8	WAS														

2019 SEASON AVERAGES

G	GS	PPG	RPG	APG	SPG	TOPG	BPG	MPG	FG%	3FG%	FT%
16	16	9.0	5.2	1.9	0.6	2.0	0.7	24.8	53.8	39.0	100

2018 SEASON AVERAGES

G	GS	PPG	RPG	APG	SPG	TOPG	BPG	MPG	FG%	3FG%	FT%
27	25	9.7	4.6	3.0	0.5	1.7	0.8	27.6	46.7	34.6	93.8

CAREER HIGHLIGHTS:

Named to the 2015 All-Star Team as a reserve

2016 HIGHLIGHTS WITH WASHINGTON:

Started in 31 out of 34 games
 Ranked third on the team in scoring with 9.3 points per game
 Ranked second on the team in rebounds with 4.7 per game
 Finished the season fifth in minutes played per game (22.5), fourth in field goal percentage (.495) and ranked first in blocks (1.06) amongst all sophomores

2015 HIGHLIGHTS WITH WASHINGTON:

Started in 33 out of 34 games played
 Ranked third on team in scoring with 10.6 points per game
 Ranked third on the team and first amongst sophomores in rebounds per game, pulling down 5.6 per contest
 Finished fifth in minutes (24.7), tied for first in field goal percentage (.495) and ranked first in blocks (1.06) amongst all sophomores

2014 HIGHLIGHTS WITH WASHINGTON:

Drafted No. 6 overall by the Washington Mystics in the 2014 WNBA Draft
 Played in all 34 games, starting in one
 Averaged 18.4 minutes per game and 6.0 points per game
 Shot .811 from the free throw line, led team with 1.09 blocks per game
 Blocked a career-high four shots in three games, ranking second amongst rookies in the category
 Fourth on team and amongst rookies in rebounds, averaging 4.4 boards per game

OVERSEAS COMPETITION:

2017-18: Napoli, Italy
 2016-17: China
 2015-16: Turkey
 2014-15: Moscow, Russia

C H I C A G O S K Y

32

Cheyenne Parker

F

6-4

193

08/22/92

Middle Tennessee

5th Season



2019 Season Highs		Date
PTS	22 vs. CONN	06/23/2019
FGM	8, 2x (vs. SEA, vs. CONN)	06/23/2019 (most recent)
FGA	16 vs. SEA	06/05/2019
3FGM	1, 2x (vs. SEA, at LVA)	07/02/2019 (most recent)
3FGA	2 at LVA	07/02/2019
FTM	6, 2x (at IND, vs. CONN)	06/23/2019 (most recent)
FTA	6, 4x	07/12/2019 (most recent)
OR	6 vs. SEA	06/05/2019
DR	7, 2x (vs. PHX, at IND)	06/15/2019 (most recent)
TR	11, 2x (vs. SEA, at LAS)	06/30/2019 (most recent)
AST	2, 3x	06/28/2019 (most recent)
STL	3 at. NY	06/19/2019
BLK	3, 3x	06/30/2019 (most recent)
MIN	30 at LAS	06/30/2019

2019 GAME-BY-GAME STATISTICS

Date	OPP	W/L	MIN	FG	3FG	FT	OR	DR	TR	A	PF	STL	TO	BS	PTS
5/29	MIN	L	18	2	0	3	1	3	4	0	1	0	1	3	7
6/1	SEA	W	13	1	0	0	0	4	4	1	4	1	1	0	2
6/5	WAS	L	19	5	0	4	1	3	4	1	1	0	4	3	14
6/9	SEA	W	23	8	1	1	6	5	11	1	3	2	5	0	11
6/11	PHX	W	13	1	0	0	3	7	10	2	1	0	0	1	2
6/15	IND	W	19	4	0	6	3	7	10	0	5	1	2	2	14
6/19	NY	W	21	4	0	5	1	6	7	0	4	3	1	1	13
6/21	IND	L	18	0	0	2	1	2	3	2	1	0	0	1	2
6/23	CONN	W	23	8	0	6	3	3	6	0	3	1	0	2	22
6/26	WAS	L	18	2	0	2	0	2	2	1	4	0	2	1	6
6/28	SEA	L	24	3	0	0	1	4	5	2	2	1	2	2	6
6/30	LA	L	30	3	0	0	4	7	11	1	2	2	4	3	6
7/2	LV	L	25	1	1	2	1	4	5	1	3	1	2	0	5
7/7	DAL	W	14	2	0	0	0	5	5	0	1	1	0	0	4
7/10	MIN	L	18	1	0	0	1	2	3	1	1	1	0	2	2
7/12	NY	W	12	1	0	4	1	1	2	1	4	0	1	0	6
7/14	DAL														
7/17	ATL														
7/21	IND														
7/30	CONN														
8/3	ATL														
8/7	NY														
8/9	LV														
8/11	LA														
8/16	LA														
8/18	LV														
8/20	ATL														
8/23	WAS														
8/25	PHX														
8/27	MIN														
8/29	DAL														
9/1	PHX														
9/6	CONN														
9/8	WAS														

2019 SEASON AVERAGES

G	GS	PPG	RPG	APG	SPG	TOPG	BPG	MPG	FG%	3FG%	FT%
16	0	8.1	5.8	0.9	0.9	1.4	1.4	19.4	44.7	22.2	89.7

2018 SEASON AVERAGES

G	GS	PPG	RPG	APG	SPG	TOPG	BPG	MPG	FG%	3FG%	FT%
34	5	10.0	5.8	0.7	0.5	1.4	1.0	19.7	53.1	31.6	71.3

CAREER HIGHLIGHTS

Drafted fifth overall by the Sky in the 2015 WNBA Draft

2016

Cheyenne started in 7 games out of 25 played...She played a career high of 31 points vs. Seattle Storm...She scored a career high of 15 points vs. Seattle Storm...Cheyenne grabbed a career high of 10 rebounds vs. Seattle Storm...

2015

Made her WNBA debut on June 5 against Indiana and had eight points (career high) and four rebounds in 12 minutes of action...Set a career high in rebounds with seven against Washington on 8/2...Averaged 9.3 minutes per game and played in 30 of 33 games...Averaged 2.2 points and 2.5 rebounds per game over the course of the season.

College

Attended High Point for three years before transferring to Middle Tennessee...Big South All-Freshman Team in 2011...Set High Point and Big South single-season rebounding record (403)...Big South Defensive Player of the Year (2012,2013)...Set Big South single-season blocks record (131)...Became first High Point player to ever record a triple-double...Became first Middle Tennessee player to ever record a triple-double...Set Middle Tennessee record for blocks in a season (88)...Set Middle Tennessee record for blocks in a game (11)

Personal

Born August 2, 1992 in New York City... Daughter of Stanley Parker and Verna Bryant...Brother Kalik played college basketball at SUNY Plattsburgh...Brother Yusef played football for the New York Panthers...Majored in mass communications

33

Katie Lou Samuelson

G/F

6-3

169

06/13/97

Connecticut

Rookie



2019 Season Highs		Date
PTS	4 at MIN	05/29/2019
FGM	1, 2x (at MIN, vs. SEA)	06/09/2019 (most recent)
FGA	3 vs. SEA	06/09/2019
3FGM	1 vs. SEA	06/09/2019
3FGA	3 vs. SEA	06/09/2019
FTM	2 at MIN	05/29/2019
FTA	2 at MIN	05/29/2019
OR		
DR	3 vs. SEA	06/09/2019
TR	3 vs. SEA	06/09/2019
AST	2 at MIN	05/29/2019
STL	1, 2x (at MIN, at WAS)	06/05/2019 (most recent)
BLK	1 vs. NY	07/12/2019
MIN	18 at MIN	05/29/2019

2019 GAME-BY-GAME STATISTICS

Date	OPP	W/L	MIN	FG	3FG	FT	OR	DR	TR	A	PF	STL	TO	BS	PTS
5/29	MIN	L	17	1	0	2	0	1	1	2	2	1	1	0	4
6/1	SEA	W	0	0	0	0	0	0	0	0	0	0	0	0	0
6/5	WAS	L	15	0	0	0	0	1	1	1	0	1	0	0	0
6/9	SEA	W	7	1	1	0	0	3	3	0	0	0	0	0	3
6/11	PHX	W	0	0	0	0	0	0	0	0	0	0	0	0	0
6/15	IND	W	0	0	0	0	0	0	0	0	0	0	0	0	0
6/19	NY	W	0	0	0	0	0	0	0	0	0	0	0	0	0
6/21	IND	L	0	0	0	0	0	0	0	0	0	0	0	0	0
6/23	CONN	W	0	0	0	0	0	0	0	0	0	0	0	0	0
6/26	WAS	L	0	0	0	0	0	0	0	0	0	0	0	0	0
6/28	SEA	L	0	0	0	0	0	0	0	0	0	0	0	0	0
6/30	LA	L	0	0	0	0	0	0	0	0	0	0	0	0	0
7/2	LV	L	0	0	0	0	0	0	0	0	0	0	0	0	0
7/7	DAL	W	0	0	0	0	0	0	0	0	0	0	0	0	0
7/10	MIN	L	0	0	0	0	0	0	0	0	0	0	0	0	0
7/12	NY	W	7	0	0	0	0	0	0	0	0	0	0	0	0
7/14	DAL														
7/17	ATL														
7/21	IND														
7/30	CONN														
8/3	ATL														
8/7	NY														
8/9	LV														
8/11	LA														
8/16	LA														
8/18	LV														
8/20	ATL														
8/23	WAS														
8/25	PHX														
8/27	MIN														
8/29	DAL														
9/1	PHX														
9/6	CONN														
9/8	WAS														

2019 SEASON AVERAGES

G	GS	PPG	RPG	APG	SPG	TOPG	BPG	MPG	FG%	3FG%	FT%
4	0	1.8	1.3	0.8	0.5	0.3	0.3	11.8	28.6	16.7	100

2018 SEASON AVERAGES

G	GS	PPG	RPG	APG	SPG	TOPG	BPG	MPG	FG%	3FG%	FT%
---	---	---	---	---	---	---	---	---	---	---	---

Katie Lou Samuelson (born June 13, 1997) is a guard for the Chicago Sky. She played college basketball at University of Connecticut.

CAREER HIGHLIGHTS:

-Drafted No. 4 overall by the Chicago Sky in the 2019 WNBA Draft, by the Chicago Sky.

USA BASKETBALL:

-Won five gold medals in competition for Team USA in the 2014 Youth Olympic Games, 2014 FIBA U17 World Championship, 2013 FIBA Americas U16 Championship, 2013 FIBA 3x3 U18 World Championship and the 2013 FIBA Americas 3x3 U18 Championship.

COLLEGE HIGHLIGHTS:

2018-2019: In her senior season at University of Connecticut, Samuelson started in 34 games and scored in double-digits in 33 games. Samuelson was second on the team in points, averaging 18.5 per game. Samuelson ranked second on the team in rebounds with 6.3 per game.

2017-2018: Samuelson led the team in average points, with 17.4 per game. Samuelson led the nation in three-point field goal percentage at 47.5%. Samuelson garnered a season-high in points on 12/22/17, with 33, shooting 11-of-14 from the field.

2016-2017: In her sophomore season, Samuelson started in all 37 games, ranking second on the team with 20.2 points per game. Samuelson led her team in three-pointers, with 119 in 37 games.

2015-2016: In her freshman season Samuelson led the team in three-point field goals, with 78. Samuelson averaged 11.0 points per game. Samuelson totaled 408 points in 37 games, the eighth most for a UConn freshman.

45

Astou Ndour

C

6-5

150

08/22/94

Senegal

4th Season



2019 Season Highs			Date
PTS	7 vs. SEA		06/01/2019
FGM	3 vs. SEA		06/01/2019
FGA	3 vs. SEA		06/01/2019
3FGM	1 vs. SEA		06/01/2019
3FGA	1 vs. SEA		06/01/2019
FTM			
FTA			
OR			
DR	1 vs. NY		07/12/2019
TR	1 vs. NY		07/12/2019
AST			
STL			
BLK			
MIN	12 vs. NY		07/12/2019

2019 GAME-BY-GAME STATISTICS

Date	OPP	W/L	MIN	FG	3FG	FT	OR	DR	TR	A	PF	STL	TO	BS	PTS
5/29	MIN	L	5	1	0	0	0	0	0	0	2	0	0	0	2
6/1	SEA	W	8	3	1	0	0	0	0	0	0	0	1	0	7
6/5	WAS	L	0	0	0	0	0	0	0	0	0	0	0	0	0
6/9	SEA	W	0	0	0	0	0	0	0	0	0	0	0	0	0
6/11	PHX	W	0	0	0	0	0	0	0	0	0	0	0	0	0
6/15	IND	W	0	0	0	0	0	0	0	0	0	0	0	0	0
6/19	NY	W	0	0	0	0	0	0	0	0	0	0	0	0	0
6/21	IND	L	0	0	0	0	0	0	0	0	0	0	0	0	0
6/23	CONN	W	0	0	0	0	0	0	0	0	0	0	0	0	0
6/26	WAS	L	0	0	0	0	0	0	0	0	0	0	0	0	0
6/28	SEA	L	0	0	0	0	0	0	0	0	0	0	0	0	0
6/30	LA	L	0	0	0	0	0	0	0	0	0	0	0	0	0
7/2	LV	L	0	0	0	0	0	0	0	0	0	0	0	0	0
7/7	DAL	W	0	0	0	0	0	0	0	0	0	0	0	0	0
7/10	MIN	L	0	0	0	0	0	0	0	0	0	0	0	0	0
7/12	NY	W	12	0	0	0	0	1	1	0	2	1	0	1	0
7/14	DAL														
7/17	ATL														
7/21	IND														
7/30	CONN														
8/3	ATL														
8/7	NY														
8/9	LV														
8/11	LA														
8/16	LA														
8/18	LV														
8/20	ATL														
8/23	WAS														
8/25	PHX														
8/27	MIN														
8/29	DAL														
9/1	PHX														
9/6	CONN														
9/8	WAS														

2019 SEASON AVERAGES

G	GS	PPG	RPG	APG	SPG	TOPG	BPG	MPG	FG%	3FG%	FT%
3	0	3.0	0.3	0.0	0.3	0.3	0.3	8.3	66.7	100	0

2018 SEASON AVERAGES

G	GS	PPG	RPG	APG	SPG	TOPG	BPG	MPG	FG%	3FG%	FT%
22	9	4.6	2.5	0.3	0.2	0.5	0.4	11.6	47.4	31.8	76.9

Astou Ndour (born August 22, 1994) is a center for the Chicago Sky.

Perfumerias Avenida

2015-16 (Spanish): Started all 31 games for the team ... ranked third on her team in scoring with 10 points per game ... led team in rebounds with 6.8 per game ... also led team in blocks with one per game

2015-16 (Euro): Ranked second on her team with 11.3 points per game ... led team in total rebounds with 8.1 per game ... also led team in blocks, averaging just shy of one per game (0.9)

Fenerbahce

2014-15 (Turkey): Ranked fifth on her team in scoring with 8.6 points per game ... tied for fourth on the team in total rebounds per game (4.7) ... had the third best shooting average from the field on the team (54.3 percent) ... also averaged 0.5 steals per game

2014-15 (Euro): Played in 14 games ... led team in three-point shooting, hitting 44.4 percent of her shots from behind the arc ... ranked fifth on her team in field goal shooting percentage (48.4 percent) ... also ranked fifth in points per game (9.6)

San Antonio Stars

2014: Recorded the first three-point field goal of her career vs. Minnesota (8/15) ... Recorded her first career block vs. Indiana (7/26) ... Saw first WNBA action at Minnesota (7/25) ... Drafted 16th overall in the 2014 WNBA Draft by the Stars.

Gran Canaria

2013-14: Finished second on her team in points with 17.3 per game, only trailing Brittany Chambers ... also ranked second on team in minutes played (36.2) ... second on team in field goal percentage, shooting 52 percent ... led team in rebounds and blocks with 13.1 and 1.6 per game, respectively

2012-13: Averaged 14.5 points per game, good for second on the team ... made 52.4 percent of her shots from the field ... averaged 7.6 rebounds per game and 0.7 steals per game ... finished fourth on the team in three-point shooting (31.6 percent)

2011-12 (Spanish): Averaged 9.7 points per game ... finished third on the team in total rebounds (7 per game) ... shot 34.5 percent from behind the arc ... made 75 percent of her free throw shots and averaged 0.5 blocks per game