



GAME NOTES

SEATTLE STORM (3-2) at CHICAGO SKY (1-2)

Sunday, June 9 • 5 p.m. CDT

Wintrust Arena • Chicago, Ill.

Regular Season GAME 4 • HOME GAME 2



2019 PRESEASON (0-2)

5/14 INDIANA.....L, 58-69
5/16 at Indiana.....L, 65-76

2019 REGULAR SEASON (1-2)

5/25 at Minnesota.....L, 71-89
6/1 SEATTLE.....W, 83-79
6/5 at Washington.....L, 85-103
6/9 SEATTLE.....5:00 PM
6/11 PHOENIX7:00 PM
6/15 at Indiana.....6:00 PM
6/19 at New York.....6:00 PM
6/21 INDIANA.....7:00 PM
6/23 CONNECTICUT.....5:00 PM
6/26 WASHINGTON.....11:00 AM
6/28 at Seattle.....9:00 PM
6/30 at Los Angeles.....4:00 PM
7/2 at Las Vegas2:00 PM
7/7 DALLAS.....5:00 PM
7/10 MINNESOTA8:00 PM
7/12 NEW YORK.....7:00 PM
7/14 at Dallas.....3:00 PM
7/17 ATLANTA11:00 AM
7/21 INDIANA5:00 PM
7/30 at Connecticut.....6:00 PM
8/3 at Atlanta.....6:00 PM
8/7 NEW YORK.....7:00 PM
8/9 at Las Vegas9:30 PM
8/11 at Los Angeles.....4:00 PM
8/16 LOS ANGELES7:00 PM
8/18 at Las Vegas5:00 PM
8/20 at Atlanta.....6:00 PM
8/23 WASHINGTON.....7:00 PM
8/25 at Phoenix.....5:00 PM
8/27 at Minnesota7:00 PM
8/29 DALLAS.....7:00 PM
9/1 PHOENIX5:00 PM
9/6 at Connecticut.....6:30 PM
9/8 at Washington.....3:00 PM

All times Central | Times are subject to change

A live streaming webcast is available for all games on Twitter, WNBA League Pass, or FOX Sports GO.

PROBABLE STARTERS

| Position | # | Name | Ht | Wt | Notes |
|----------|----|----------------------|------|-----|---|
| Forward | 1 | Diamond DeShields | 6-1 | - | Drafted No. 3 overall by the Chicago Sky in the 2018 WNBA draft, DeShields started 33 out of 34 games played last season. She ranked second on the team in points per game (14.4) and rebounds per game (4.9). Diamond scored in double-digits 23 times, and she scored a career high 28 points, which was the highest scoring regulation performance by a rookie in Chicago franchise history. |
| Forward | 15 | Gabby Williams | 5-11 | - | After being drafted No. 4 overall by the Chicago Sky in the 2018 WNBA draft, Williams led the team in steals per game (1.6) and ranked No. 2 in the WNBA last season. She started 28 of 32 games played, was No. 4 on the team in rebounds per game (4.3), scored in double-digits 10 times, and scored a career-high 26 points vs. Phoenix on 6/8 |
| Center | 31 | Stefanie Dolson | 6-5 | 214 | Dolson started 25 of 27 games played last season. She ranked No. 15 in the WNBA and second on the team in blocks per game. Dolson was third on the team for assists per game averaging 3.0 and shot 93.8 percent from the free throw line. She averaged 9.7 points and 4.6 rebounds per game |
| Guard | 14 | Allie Quigley | 5-10 | 140 | The two-time WNBA All-Star and 3-point champion scored in double-digits 24 times last season. In 10 of those games she scored over 20 points. Quigley led the team in points per game with 15.4. She also led the team in 3-point percentage and ranked No. 7 in the WNBA (42.0%). Allie started in all 32 games played. |
| Guard | 22 | Courtney Vandersloot | 5-8 | 145 | Vandersloot had a record breaking year last season. She led the WNBA in assists per game with 8.6. Sloot recorded the first triple-double in Chicago Sky history with 13 points, 15 assists, 10 rebounds vs. Dallas on 7/20, and was the seventh player in WNBA history to do so. She moved into the No. 9 spot on the WNBA All-Time Assist leaderboard (1385), dished a career high 15 assists twice this season, and became the first WNBA player to score 20 points and 15 assists in a game vs. Connecticut on 8/10 |

2019 Regular Season

Overall (Current Streak):

Eastern:

Western:

Overtime:

Record:

1-2 (L1)

0-1 (L1)

1-1 (W1)

0-0

Home:

1-0 (W1)

0-0

1-0 (W1)

0-0

Road:

0-2 (L2)

0-1 (L1)

0-1 (W1)

0-0

Recent Transactions

May 23: Victoria Macaulay, Linnae Harper, Hind Ben Abdelkader waived
May 21: Acquire 2020 pick from Minnesota in exchange for Alaina Coates
May 20: Acquire All-Star forward/center Jantel Lavender
May 19: Allazia Blockton waived

Injury Report

Pronunciation Guide

Kahleah Copper.....Kuh-LEE-ah
Jamierra Faulkner.....jah-MEER-rah

Astou Ndour.....ah-stoo Nuh-doo
Cheyenne Parker.....SHY-ann
Courtney Vandersloot.....VAN-der-SLEWT

CHICAGO SKY BASKETBALL

Last Season By the Numbers | Sky Notes & Milestones

114

Chicago scored a franchise-record 114 points against Dallas to win a high-scoring contest 114-99 on July 20.

50

With her 14 assists against the Wings on August 1, Courtney Vandersloot recorded the most assists over a four-game period with 50 assists. The previous record was 46 assists by Ticha Penicheiro.

29

On July 28, Allie Quigley set the record for most points made in a 3-point contest across the NBA and WNBA with 20 of 25 shots made, amounting to 29 points.

28

Diamond DeShields scored 28 points in the win in Minnesota. That is the most points scored in regulation by a rookie in Chicago franchise history.

20 & 15

Courtney Vandersloot became the first WNBA player to score 20 points and 15 assists in a game in the Sky's win against Connecticut.

10

Courtney Vandersloot moved into the No. 10 spot on the WNBA All-Time Assist leaderboard, and she now has 1368.

7

Courtney Vandersloot is the seventh player in WNBA history to earn a triple-double. She got 15 assists, 13 points, and 10 rebounds in the win against Dallas on July 20.

2

Chicago ranked No. 2 in the league for 3-point percentage. They shot 36.5 percent from beyond the arc last season.

1

Courtney Vandersloot led the league in assists averaging 8.6 assists.

2019 CHICAGO SKY ROSTER

| NO | PLAYER | POS | HT | WT | BIRTHDATE | FROM | WNBA YRS | PRONUNCIATION | TWITTER HANDLE |
|----|----------------------|-----|------|-----|------------|------------------|----------|-----------------|------------------|
| 2 | Kahleah Copper | G/F | 6-1 | 155 | 08/28/1994 | Rutgers | 3 | Kuh-LEE-ah | @kahleahcopper |
| 1 | Diamond DeShields | G | 6-1 | | 03/05/1995 | Tennessee | 1 | | @DDDeshields |
| 31 | Stefanie Dolson | C | 6-5 | 214 | 01/08/1992 | Connecticut | 5 | | @bigmommastef |
| 21 | Jamierra Faulkner | G | 5-6 | 141 | 03/09/1992 | Southern Miss | 4 | jah-MEER-rah | @The_Comeup21 |
| 0 | Chloe Jackson | G | 5-8 | 147 | | Baylor | R | | |
| 7 | Jantel Lavender | F/C | 6-4 | 185 | 11/12/1988 | Ohio State | 8 | | |
| 45 | Astou Ndour | C | 6-5 | 165 | 08/22/1994 | Senegal | 3 | ah-stoo Nuh-doo | @NdouraStou |
| 32 | Cheyenne Parker | F | 6-4 | 190 | 08/22/1992 | Middle Tennessee | 4 | SHY-ann | @prettyballer42 |
| 22 | Katie Lou Samuelson | G/F | 6-3 | 169 | | Connecticut | R | | |
| 14 | Allie Quigley | G | 5-10 | 140 | 06/20/1986 | DePaul | 10 | | @alliquigley |
| 22 | Courtney Vandersloot | G | 5-8 | 145 | 02/08/1989 | Gonzaga | 8 | VAN-der-SLEWT | @Sloot22 |
| 15 | Gabby Williams | F | 5-11 | | 09/08/1996 | Connecticut | 1 | | @gabbywilliams15 |


GENERAL MANAGER/HEAD COACH:
ASSISTANT COACHES:
STRENGTH & CONDITIONING COACH:
PLAYER DEVELOPMENT COACH:

James Wade
Carla D. Morrow and Bridget Pettis
Ann Crosby
Emre Vatansever

2019 SEASON TEAM LEADERS

POINTS

Diamond DeShields
15.0 PPG



REBOUNDS

Stefanie Dolson
6.0 RPG




ASSISTS

Courtney Vandersloot
9.0 APG



STEALS

Courtney Vandersloot
2.0 SPG




BLOCKS

Cheyenne Parker
2.0 BPG



S P O T T E R ' S C H A R T

0



Chloe Jackson
G

1



Diamond DeShields
G

2



Kahleah Copper
G/F

7



Jantel Lavender
F/C

14



Allie Quigley
G

15




Gabby Williams
F

21




Jamiera Faulkner
G

22



Courtney Vandersloot
G

31




Stefanie Dolson
C

32



Cheyenne Parker
F

33



Katie Lou Samuelson
F

45



Astou Ndour
C



S K Y L I G H T S

SUNDAY NIGHT LIGHTS

Following a mid-week loss on the road to the Washington Mystics, the Sky look to get back in the win column on Sunday night, as they welcome the Seattle Storm to Wintrust Arena for the second time in as many weeks. The Storm come into this rematch fresh off an 84-77 home victory over the Minnesota Lynx on Tuesday night, in which four Storm players posted double-digit point totals. Chicago will look for a repeat of last Saturday's performance when the Sky took down the visiting Seattle Storm in front of more than 7,000 fans.

CALMING THE STORM

The Sky kicked off their second season at Wintrust Arena on Saturday, June 1 with an 83-79 victory over the reigning WNBA champion Seattle Storm, breaking a four-game losing streak that dated back to the 2017 season. Allie Quigley led the Sky with 25 points on 11-of-17 shooting, while Courtney Vandersloot recorded a double-double with 10 points and 11 assists. The assist mark is especially notable, as Vandersloot has now recorded 10+ assists in 34 WNBA games, good for the third-most such games in WNBA history. The Sky were as sharp with the ball as without, holding Seattle to 39.2% from the field and just 21.4% from beyond the arc.

THE WEEK AHEAD

The Sky start a grueling three-day stretch on Sunday night, as the team will have less than 48 hours between Sunday's rematch with the Storm and a Tuesday night tilt against the visiting Phoenix Mercury. Following that game, the Sky will hit the road for a two-game road trip that starts on Saturday night against the Indiana Fever.

WELCOME COACH WADE

James Wade joins the Chicago Sky as General Manager and Head Coach after spending two seasons as an assistant coach with the Minnesota Lynx under head coach Cheryl Reeve, helping guide the team to a 2017 WNBA Championship title. Wade spent the 2013 WNBA offseason in Russia as an advance scout for UMMC Ekaterinburg, which won the FIBA EuroLeague Women championship that same year. The team won again in 2018 and 2019. Along with Wade, Assistant Coach Carla D. Morrow, Assistant Coach Bridget Pettis, Strength and Conditioning Coach / Operations Director Ann Crosby, and Player Development Coach Emre Vatansever will be the coaching staff for the Sky this season.

ROOKIES

Chicago drafted Katie Lou Samuelson out of UConn with the No. 4 overall selection in the 2019 WNBA Draft. Samuelson was the AAC Defensive Player of the Year and became 10th player in UConn history to score more than 2,000 points. The Sky also added Chloe Jackson out of Baylor with the No. 15 overall pick, who was named the Final Four Most Outstanding Player after leading the Bears to their third-ever NCAA National Championship.



JAMES WADE - GENERAL MANAGER AND HEAD COACH

James Wade enters his first season as the GM & Head Coach for the Chicago Sky.

James Wade joins the Chicago Sky as General Manager and Head Coach after spending two seasons as an assistant coach with the Minnesota Lynx under head coach Cheryl Reeve, helping guide the team to a 2017 WNBA Championship title. A native of Memphis, Tenn., Wade played collegiately at Middle Tennessee, Chattanooga, and Kennesaw State, where he graduated in 1998. After college he spent nearly 13 years playing professionally across Europe (2001-2013), including in the United Kingdom, France, Russia, Spain, the Czech Republic and Belgium.

Wade's coaching career began in 2012 when he was tapped to joining Dan Hughes' coaching staff at the San Antonio Stars. By 2013, Wade was promoted to full-time assistant coach, a position he held for four seasons (2013-16). During his tenure in San Antonio, Wade coordinated the team's defense and led individual player development, game planning, video breakdown, and team development.

A dual citizen of France and the United States, Wade spent the 2013 WNBA offseason in Russia as an advance scout for UMMC Ekaterinburg, which won the FIBA EuroLeague Women championship that same year. The team won again in 2018 and 2019. Wade also served as an assistant coach for French team Basket Lattes Montpellier Agglomération (BLMA) for three seasons (2013-16), which went on to claim the national championship for the first time in club history.

Wade is married to former San Antonio guard and national team member Edwige Lawson-Wade. They have one son, James Wade III.





2 0 1 9 R E G U L A R S E A S O N L E A D E R S

| | 10+ Points | 20+ Points | 30+ Points | 10+ Rebounds | 10+ Assists | Double Doubles |
|----------------------|------------|------------|------------|--------------|-------------|-------------------|
| Kahleah Cooper | 1 | | | | | |
| Diamond DeShields | 2 | 2 | | | | |
| Stefanie Dolson | 1 | | | | | |
| Jamierra Faulkner | | | | | | |
| Chloe Jackson | | | | | | |
| Jantel Lavender | 2 | | | | | |
| Astou Ndour | | | | | | |
| Cheyenne Parker | 1 | | | | | |
| Allie Quigley | 2 | 1 | | | | |
| Katie Lou Samuelson | | | | | | |
| Courtney Vandersloot | 1 | | | | 1 | 1 |
| Gabby Williams | 2 | | | | | |



T E A M S T A T I S T I C S

| | FGM | FGA | FG% | FTM | FTA | FT% | 3PM | 3PA | 3P% | OFF | DEF | TOT | AST | STL | BLK | PTS |
|---------------|-----|-----|------|-----|-----|------|-----|-----|------|-----|-----|-----|-----|-----|-----|-----|
| 5/29 at MIN | | | 40.0 | | | 80.0 | | | 23.1 | 6 | 23 | 29 | 19 | 11 | 3 | 71 |
| 6/1 vs. SEA | 36 | 70 | 51.4 | 4 | 5 | 80.0 | 7 | 22 | 31.8 | 5 | 32 | 37 | 27 | 8 | 3 | 83 |
| 6/5 at WAS | 34 | 68 | 50.0 | 11 | 14 | 78.6 | 6 | 20 | 30.0 | 12 | 20 | 32 | 20 | 7 | 3 | 85 |
| 6/9 vs. SEA | | | | | | | | | | | | | | | | |
| 6/11 vs. PHX | | | | | | | | | | | | | | | | |
| 6/15 at IND | | | | | | | | | | | | | | | | |
| 6/19 at NY | | | | | | | | | | | | | | | | |
| 6/21 vs. IND | | | | | | | | | | | | | | | | |
| 6/23 vs. CONN | | | | | | | | | | | | | | | | |
| 6/26 vs. WAS | | | | | | | | | | | | | | | | |
| 6/28 at SEA | | | | | | | | | | | | | | | | |
| 6/30 at LA | | | | | | | | | | | | | | | | |
| 7/2 at LV | | | | | | | | | | | | | | | | |
| 7/7 vs. DAL | | | | | | | | | | | | | | | | |
| 7/10 vs. MIN | | | | | | | | | | | | | | | | |
| 7/12 vs. NY | | | | | | | | | | | | | | | | |
| 7/14 at DAL | | | | | | | | | | | | | | | | |
| 7/17 vs. ATL | | | | | | | | | | | | | | | | |
| 7/21 vs. IND | | | | | | | | | | | | | | | | |
| 7/30 at CONN | | | | | | | | | | | | | | | | |
| 8/3 at ATL | | | | | | | | | | | | | | | | |
| 8/7 vs. NY | | | | | | | | | | | | | | | | |
| 8/9 at LV | | | | | | | | | | | | | | | | |
| 8/11 at LA | | | | | | | | | | | | | | | | |
| 8/16 vs. LA | | | | | | | | | | | | | | | | |
| 8/18 vs. LV | | | | | | | | | | | | | | | | |
| 8/20 at ATL | | | | | | | | | | | | | | | | |
| 8/23 vs. WAS | | | | | | | | | | | | | | | | |
| 8/25 at PHX | | | | | | | | | | | | | | | | |
| 8/27 at MIN | | | | | | | | | | | | | | | | |
| 8/29 vs. DAL | | | | | | | | | | | | | | | | |
| 9/1 vs. PHX | | | | | | | | | | | | | | | | |
| 9/6 at CONN | | | | | | | | | | | | | | | | |
| 9/8 at WAS | | | | | | | | | | | | | | | | |
| TOTALS | | | | | | | | | | | | | | | | |



0 Chloe Jackson

[illegible]

Chloe Jackson (born August 21, 1996) is a guard for the Chicago Sky. She played college basketball at Baylor.

1

Diamond DeShields

G/F

6-1

163

3/5/95

Tennessee

2nd Season



| 2019 Season Highs | | Date |
|-------------------|-------------------------|------------|
| PTS | 24 at WAS | 06/05/2019 |
| FGM | 9, 2x (vs. SEA, at WAS) | 06/05/2019 |
| FGA | 14 vs. SEA | 06/01/2019 |
| 3FGM | 3 at WAS | 06/05/2019 |
| 3FGA | 5 vs. SEA | 06/01/2019 |
| FTM | 3 at WAS | 06/05/2019 |
| FTA | 3 at WAS | 06/05/2019 |
| OR | 4 at WAS | 06/05/2019 |
| DR | 5, 2x (vs. SEA, at WAS) | 06/01/2019 |
| TR | 5 vs. SEA | 06/01/2019 |
| A | 3 vs. SEA | 06/01/2019 |
| STL | 2 vs. SEA | 06/01/2019 |
| BLK | 1 vs. SEA | 06/01/2019 |
| MIN | 35 vs. SEA | 06/01/2019 |

Diamond DeShields (born March 5, 1995) is a guard for the Chicago Sky. She played college basketball at Tennessee

| 2019 GAME-BY-GAME STATISTICS | | | | | | | | | | | | | | | |
|------------------------------|------|-----|-----|----|-----|----|----|----|----|---|----|-----|----|----|-----|
| Date | OPP | W/L | MIN | FG | 3FG | FT | OR | DR | TR | A | PF | STL | TO | BS | PTS |
| 5/29 | MIN | L | 11 | 0 | 0 | 0 | 0 | 1 | 1 | 0 | 3 | 0 | 0 | 0 | 0 |
| 6/1 | SEA | W | 35 | 9 | 2 | 1 | 0 | 5 | 5 | 3 | 1 | 2 | 2 | 1 | 21 |
| 6/5 | WAS | L | 31 | 9 | 3 | 3 | 4 | 1 | 5 | 4 | 1 | 1 | 1 | 0 | 24 |
| 6/9 | SEA | | | | | | | | | | | | | | |
| 6/11 | PHX | | | | | | | | | | | | | | |
| 6/15 | IND | | | | | | | | | | | | | | |
| 6/19 | NY | | | | | | | | | | | | | | |
| 6/21 | IND | | | | | | | | | | | | | | |
| 6/23 | CONN | | | | | | | | | | | | | | |
| 6/26 | WAS | | | | | | | | | | | | | | |
| 6/28 | SEA | | | | | | | | | | | | | | |
| 6/30 | LA | | | | | | | | | | | | | | |
| 7/2 | LV | | | | | | | | | | | | | | |
| 7/7 | DAL | | | | | | | | | | | | | | |
| 7/10 | MIN | | | | | | | | | | | | | | |
| 7/12 | NY | | | | | | | | | | | | | | |
| 7/14 | DAL | | | | | | | | | | | | | | |
| 7/17 | ATL | | | | | | | | | | | | | | |
| 7/21 | IND | | | | | | | | | | | | | | |
| 7/30 | CONN | | | | | | | | | | | | | | |
| 8/3 | ATL | | | | | | | | | | | | | | |
| 8/7 | NY | | | | | | | | | | | | | | |
| 8/9 | LV | | | | | | | | | | | | | | |
| 8/11 | LA | | | | | | | | | | | | | | |
| 8/16 | LA | | | | | | | | | | | | | | |
| 8/18 | LV | | | | | | | | | | | | | | |
| 8/20 | ATL | | | | | | | | | | | | | | |
| 8/23 | WAS | | | | | | | | | | | | | | |
| 8/25 | PHX | | | | | | | | | | | | | | |
| 8/27 | MIN | | | | | | | | | | | | | | |
| 8/29 | DAL | | | | | | | | | | | | | | |
| 9/1 | PHX | | | | | | | | | | | | | | |
| 9/6 | CONN | | | | | | | | | | | | | | |
| 9/8 | WAS | | | | | | | | | | | | | | |

| 2019 SEASON AVERAGES | | | | | | | | | | | |
|----------------------|----|------|-----|-----|-----|------|-----|------|------|------|-----|
| G | GS | PPG | RPG | APG | SPG | TOPG | BPG | MPG | FG% | 3FG% | FT% |
| 2 | 2 | 10.5 | 3.0 | 1.5 | 1.0 | 1.0 | 0.5 | 23.1 | 42.9 | 28.6 | 100 |

| 2018 SEASON AVERAGES | | | | | | | | | | | |
|----------------------|----|------|-----|-----|-----|------|-----|------|------|------|------|
| G | GS | PPG | RPG | APG | SPG | TOPG | BPG | MPG | FG% | 3FG% | FT% |
| 34 | 33 | 14.4 | 4.9 | 2.2 | 1.0 | 2.0 | 0.2 | 28.5 | 42.5 | 32.8 | 83.6 |

2

Kahleah Copper

G/F

6-1

155

08/28/94

Rutgers

4th Season



| 2019 Season Highs | | Date |
|-------------------|-----------|------------|
| PTS | 11 at MIN | 05/29/2019 |
| FGM | 4 at MIN | 05/29/2019 |
| FGA | 8 at MIN | 05/29/2019 |
| 3FGM | | |
| 3FGA | | |
| FTM | 3 at MIN | 05/29/2019 |
| FTA | 3 at MIN | 05/29/2019 |
| OR | | |
| DR | 5 at MIN | 05/29/2019 |
| TR | 5 at MIN | 05/29/2019 |
| A | 1 vs. SEA | 06/01/2019 |
| STL | 1 at MIN | 05/29/2019 |
| BLK | | |
| MIN | 18 at MIN | 05/29/2019 |

| 2019 GAME-BY-GAME STATISTICS | | | | | | | | | | | | | | | | |
|------------------------------|------|-----|-----|----|-----|----|----|----|----|---|----|-----|----|----|-----|--|
| Date | OPP | W/L | MIN | FG | 3FG | FT | OR | DR | TR | A | PF | STL | TO | BS | PTS | |
| 5/29 | MIN | L | 18 | 4 | 0 | 3 | 0 | 5 | 5 | 0 | 3 | 1 | 3 | 0 | 11 | |
| 6/1 | SEA | W | 11 | 2 | 0 | 0 | 0 | 3 | 3 | 1 | 1 | 0 | 0 | 0 | 4 | |
| 6/5 | WAS | L | 12 | 2 | 0 | 0 | 0 | 0 | 0 | 0 | 3 | 1 | 1 | 0 | 4 | |
| 6/9 | SEA | | | | | | | | | | | | | | | |
| 6/11 | PHX | | | | | | | | | | | | | | | |
| 6/15 | IND | | | | | | | | | | | | | | | |
| 6/19 | NY | | | | | | | | | | | | | | | |
| 6/21 | IND | | | | | | | | | | | | | | | |
| 6/23 | CONN | | | | | | | | | | | | | | | |
| 6/26 | WAS | | | | | | | | | | | | | | | |
| 6/28 | SEA | | | | | | | | | | | | | | | |
| 6/30 | LA | | | | | | | | | | | | | | | |
| 7/2 | LV | | | | | | | | | | | | | | | |
| 7/7 | DAL | | | | | | | | | | | | | | | |
| 7/10 | MIN | | | | | | | | | | | | | | | |
| 7/12 | NY | | | | | | | | | | | | | | | |
| 7/14 | DAL | | | | | | | | | | | | | | | |
| 7/17 | ATL | | | | | | | | | | | | | | | |
| 7/21 | IND | | | | | | | | | | | | | | | |
| 7/30 | CONN | | | | | | | | | | | | | | | |
| 8/3 | ATL | | | | | | | | | | | | | | | |
| 8/7 | NY | | | | | | | | | | | | | | | |
| 8/9 | LV | | | | | | | | | | | | | | | |
| 8/11 | LA | | | | | | | | | | | | | | | |
| 8/16 | LA | | | | | | | | | | | | | | | |
| 8/18 | LV | | | | | | | | | | | | | | | |
| 8/20 | ATL | | | | | | | | | | | | | | | |
| 8/23 | WAS | | | | | | | | | | | | | | | |
| 8/25 | PHX | | | | | | | | | | | | | | | |
| 8/27 | MIN | | | | | | | | | | | | | | | |
| 8/29 | DAL | | | | | | | | | | | | | | | |
| 9/1 | PHX | | | | | | | | | | | | | | | |
| 9/6 | CONN | | | | | | | | | | | | | | | |
| 9/8 | WAS | | | | | | | | | | | | | | | |

| 2019 SEASON AVERAGES | | | | | | | | | | | |
|----------------------|----|-----|-----|-----|-----|------|-----|------|------|------|------|
| G | GS | PPG | RPG | APG | SPG | TOPG | BPG | MPG | FG% | 3FG% | FT% |
| 3 | 0 | 6.3 | 2.7 | 0.3 | 0.6 | 1.3 | 0.0 | 14.0 | 44.4 | 0.0 | 60.0 |

| 2018 SEASON AVERAGES | | | | | | | | | | | |
|----------------------|----|-----|-----|-----|-----|------|-----|------|------|------|------|
| G | GS | PPG | RPG | APG | SPG | TOPG | BPG | MPG | FG% | 3FG% | FT% |
| 33 | 2 | 7.1 | 2.2 | 0.6 | 0.3 | 0.9 | 0.1 | 15.9 | 39.7 | 37.5 | 87.5 |

CAREER HIGHLIGHTS:

Drafted No. 7 overall by the Washington Mystics in the 2016 WNBA Draft

2016 HIGHLIGHTS WITH CHICAGO:

Started in 3 out of 30 games played
 Ranked ninth on team in scoring with 6.2 points per game
 Ranked fourth on team in rebounds with 3.1 per game
 Finished the season first overall in three point field goal percentage (.467) and sixth overall in field goal percentage (.471)

COLLEGE HIGHLIGHTS:

Ranked No. 3 on Rutgers' career points chart behind only future WNBA stars Cappie Pondexter and Sue Wicks.
 Fourth Scarlet Knight woman to top 1,800 career points.

2015-16:

All-Big Ten First Team pick (coaches and media)
 One of 20 named to the Drysdale Award Watch List as nation's top player.
 Scored in double figures in 30 games.

2014-15:

Second Team All-Big Ten (coaches and media) after being Rutgers' leading scorer for second straight season
 Was 7th in Big Ten in scoring. reached double-figure scoring in all but four contests; led Scarlet Knights in scoring in 15 games.

2013-14:

Named WNIT's Most Valuable Player and First Team All-American Athletic Conf. Excelled twice against eventual NCAA champ UConn, putting up 20 and 22-pt. efforts vs. Huskies.

2012-13:

Named to BIG EAST All-Freshman Team. A McDonald's All-America prep player at Philadelphia's Prep Charter, she chose Rutgers in order to be closer to mom, Leticia, who was undergoing treatment for breast cancer

7

Jantel Lavender

F/C

6-4

185

11/12/88

Ohio State

9th Season



| 2019 Season Highs | | Date |
|-------------------|------------|------------|
| PTS | 15 at WAS | 06/05/2019 |
| FGM | 7 at WAS | 06/05/2019 |
| FGA | 12 at WAS | 06/05/2019 |
| 3FGM | 1 at WAS | 06/05/2019 |
| 3FGA | 2 at WAS | 06/05/2019 |
| FTM | 2 at MIN | 05/29/2019 |
| FTA | 2 at MIN | 05/29/2019 |
| OR | 3 vs. SEA | 06/01/2019 |
| DR | 4 vs. SEA | 06/01/2019 |
| TR | 7 vs. SEA | 06/01/2019 |
| A | 3 vs. SEA | 06/01/2019 |
| STL | 2 vs. SEA | 06/01/2019 |
| BLK | | |
| MIN | 32 vs. SEA | 06/01/2019 |

2019 GAME-BY-GAME STATISTICS

| Date | OPP | W/L | MIN | FG | 3FG | FT | OR | DR | TR | A | PF | STL | TO | BS | PTS |
|------|------|-----|-----|----|-----|----|----|----|----|---|----|-----|----|----|-----|
| 5/29 | MIN | L | 22 | 4 | 0 | 2 | 1 | 2 | 3 | 1 | 3 | 1 | 1 | 0 | 10 |
| 6/1 | SEA | W | 32 | 4 | 0 | 0 | 3 | 4 | 7 | 3 | 1 | 2 | 4 | 0 | 8 |
| 6/5 | WAS | L | 29 | 7 | 1 | 0 | 1 | 4 | 5 | 1 | 0 | 0 | 2 | 0 | 15 |
| 6/9 | SEA | | | | | | | | | | | | | | |
| 6/11 | PHX | | | | | | | | | | | | | | |
| 6/15 | IND | | | | | | | | | | | | | | |
| 6/19 | NY | | | | | | | | | | | | | | |
| 6/21 | IND | | | | | | | | | | | | | | |
| 6/23 | CONN | | | | | | | | | | | | | | |
| 6/26 | WAS | | | | | | | | | | | | | | |
| 6/28 | SEA | | | | | | | | | | | | | | |
| 6/30 | LA | | | | | | | | | | | | | | |
| 7/2 | LV | | | | | | | | | | | | | | |
| 7/7 | DAL | | | | | | | | | | | | | | |
| 7/10 | MIN | | | | | | | | | | | | | | |
| 7/12 | NY | | | | | | | | | | | | | | |
| 7/14 | DAL | | | | | | | | | | | | | | |
| 7/17 | ATL | | | | | | | | | | | | | | |
| 7/21 | IND | | | | | | | | | | | | | | |
| 7/30 | CONN | | | | | | | | | | | | | | |
| 8/3 | ATL | | | | | | | | | | | | | | |
| 8/7 | NY | | | | | | | | | | | | | | |
| 8/9 | LV | | | | | | | | | | | | | | |
| 8/11 | LA | | | | | | | | | | | | | | |
| 8/16 | LA | | | | | | | | | | | | | | |
| 8/18 | LV | | | | | | | | | | | | | | |
| 8/20 | ATL | | | | | | | | | | | | | | |
| 8/23 | WAS | | | | | | | | | | | | | | |
| 8/25 | PHX | | | | | | | | | | | | | | |
| 8/27 | MIN | | | | | | | | | | | | | | |
| 8/29 | DAL | | | | | | | | | | | | | | |
| 9/1 | PHX | | | | | | | | | | | | | | |
| 9/6 | CONN | | | | | | | | | | | | | | |
| 9/8 | WAS | | | | | | | | | | | | | | |

2019 SEASON AVERAGES

| G | GS | PPG | RPG | APG | SPG | TOPG | BPG | MPG | FG% | 3FG% | FT% |
|---|----|------|-----|-----|-----|------|-----|------|------|------|-----|
| 3 | 2 | 11.0 | 5.0 | 1.7 | 1.0 | 2.3 | 0.0 | 28.1 | 53.6 | 33.3 | 100 |

2018 SEASON AVERAGES (Los Angeles Sparks)

| G | GS | PPG | RPG | APG | SPG | TOPG | BPG | MPG | FG% | 3FG% | FT% |
|----|----|-----|-----|-----|-----|------|-----|------|------|------|------|
| 30 | 7 | 5.2 | 3.7 | 0.7 | 0.4 | 1.0 | 0.2 | 17.0 | 42.8 | 18.8 | 90.0 |

WNBA CAREER CAPSULE

WNBA Champion (2016)

WNBA Sixth Woman of the year (2016)

WNBA All-Star (injury replacement player in 2015)

2018 (Los Angeles): Lavender played in 30 games and started seven during the Sparks 2018 regular

season. Lavender missed the first four games due to overseas commitments. Lavender scored a season-high 23 points against the Indiana Fever on 7/20/18.

2017 (Los Angeles): Played 32 games off the bench... Averaged 17.3 mpg, 7.3 ppg, and 3.0 rpg... She

was the fifth leading scorer for the Los Angeles Sparks... Shot 22-26 (84.6%) from the free-throw line...

Scored in double-figures 9 times... Played a season-high 28 minutes vs. Seattle on 7/25... Had a season-high 18 points @ San Antonio on 7/28.

2016 (Los Angeles): Named 2016 WNBA Sixth Woman of the Year... Appeared in all 34 games as a

reserve... Averaged 9.6 ppg, 3.6 rpg and 1.3 apg... Ranked 10th in the league in field goal percentage

(.538) – sixth consecutive season shooting 50 percent or better from the field... Ranked fourth on the

team in scoring, second in field goal percentage and third in rebounding... Scored in double figures on 17

occasions, including three games of 20 or more points... Tied her career high with 25 points at Connecticut (7/15).

2015 (Los Angeles): Averaged 14.5 points, 8.3 rebounds, 1.8 assists and 1.2 blocked shots in 34 regular

season games played – single-season career-high in each category... Selected as WNBA All-Star injury

replacement player, first All-Star nod in career... Only Sparks player to have played and started in all 34

games this season, a single-season career-high ... Recorded 12 double-doubles – tied with forward

Candace Parker for most in the WNBA this season... Ranked second in minutes played (33.8 mpg)

among league leaders... Ranked fourth in total rebounds (281) and rebounds per game (8.3 rpg) among

league leaders... Ranked fifth in field goal percentage (.525) – fifth consecutive season shooting 50

percent or better from the field... Ranked seventh in blocked shots (1.2 bpg) among

14

Allie Quigley

G

5-10

140

06/20/86

DePaul

11th Season



| 2019 Season Highs | | Date |
|-------------------|-------------------------|--------------------------|
| PTS | 25 vs. SEA | 06/01/2019 |
| FGM | 11 vs. SEA | 06/01/2019 |
| FGA | 17 vs. SEA | 06/01/2019 |
| 3FGM | 3 vs. SEA | 06/01/2019 |
| 3FGA | 6 vs. SEA | 06/01/2019 |
| FTM | | |
| FTA | | |
| OR | | |
| DR | 1, 2x (at MIN, vs. SEA) | 06/01/2019 (most recent) |
| TR | 1, 2x (at MIN, vs. SEA) | 06/01/2019 (most recent) |
| A | 4 vs. SEA | 06/01/2019 (most recent) |
| STL | 1, 2x (at MIN, vs. SEA) | 06/01/2019 (most recent) |
| BLK | 1 vs. SEA | 06/01/2019 |
| MIN | 30 vs. SEA | 06/01/2019 |

| 2019 GAME-BY-GAME STATISTICS | | | | | | | | | | | | | | | | |
|------------------------------|------|-----|-----|----|-----|----|----|----|----|---|----|-----|----|----|-----|--|
| Date | OPP | W/L | MIN | FG | 3FG | FT | OR | DR | TR | A | PF | STL | TO | BS | PTS | |
| 5/29 | MIN | L | 26 | 4 | 2 | 0 | 0 | 1 | 1 | 1 | 3 | 1 | 0 | 0 | 10 | |
| 6/1 | SEA | W | 30 | 11 | 3 | 0 | 0 | 1 | 1 | 4 | 1 | 1 | 2 | 1 | 25 | |
| 6/5 | WAS | L | 25 | 0 | 0 | 0 | 1 | 4 | 5 | 3 | 1 | 1 | 0 | 0 | 0 | |
| 6/9 | SEA | | | | | | | | | | | | | | | |
| 6/11 | PHX | | | | | | | | | | | | | | | |
| 6/15 | IND | | | | | | | | | | | | | | | |
| 6/19 | NY | | | | | | | | | | | | | | | |
| 6/21 | IND | | | | | | | | | | | | | | | |
| 6/23 | CONN | | | | | | | | | | | | | | | |
| 6/26 | WAS | | | | | | | | | | | | | | | |
| 6/28 | SEA | | | | | | | | | | | | | | | |
| 6/30 | LA | | | | | | | | | | | | | | | |
| 7/2 | LV | | | | | | | | | | | | | | | |
| 7/7 | DAL | | | | | | | | | | | | | | | |
| 7/10 | MIN | | | | | | | | | | | | | | | |
| 7/12 | NY | | | | | | | | | | | | | | | |
| 7/14 | DAL | | | | | | | | | | | | | | | |
| 7/17 | ATL | | | | | | | | | | | | | | | |
| 7/21 | IND | | | | | | | | | | | | | | | |
| 7/30 | CONN | | | | | | | | | | | | | | | |
| 8/3 | ATL | | | | | | | | | | | | | | | |
| 8/7 | NY | | | | | | | | | | | | | | | |
| 8/9 | LV | | | | | | | | | | | | | | | |
| 8/11 | LA | | | | | | | | | | | | | | | |
| 8/16 | LA | | | | | | | | | | | | | | | |
| 8/18 | LV | | | | | | | | | | | | | | | |
| 8/20 | ATL | | | | | | | | | | | | | | | |
| 8/23 | WAS | | | | | | | | | | | | | | | |
| 8/25 | PHX | | | | | | | | | | | | | | | |
| 8/27 | MIN | | | | | | | | | | | | | | | |
| 8/29 | DAL | | | | | | | | | | | | | | | |
| 9/1 | PHX | | | | | | | | | | | | | | | |
| 9/6 | CONN | | | | | | | | | | | | | | | |
| 9/8 | WAS | | | | | | | | | | | | | | | |

| 2019 SEASON AVERAGES | | | | | | | | | | | | |
|----------------------|----|------|-----|-----|-----|------|-----|------|------|------|-----|--|
| G | GS | PPG | RPG | APG | SPG | TOPG | BPG | MPG | FG% | 3FG% | FT% | |
| 3 | 3 | 11.7 | 2.3 | 2.7 | 1.0 | 0.6 | 0.3 | 27.2 | 46.9 | 35.7 | 0.0 | |

| 2018 SEASON AVERAGES | | | | | | | | | | | | |
|----------------------|----|------|-----|-----|-----|------|-----|------|------|------|------|--|
| G | GS | PPG | RPG | APG | SPG | TOPG | BPG | MPG | FG% | 3FG% | FT% | |
| 32 | 32 | 15.4 | 2.4 | 2.5 | 0.6 | 2.0 | 0.3 | 29.7 | 46.6 | 42.0 | 85.7 | |

CAREER HIGHLIGHTS

WNBA

2016 - Played 34 games ... Played a season high 30 minutes (2 times) ... Scored a season high 29 points vs. New York Liberty ... Totaled 3 rebounds (3 times) ... Had a season high 6 assists vs. Seattle Storm Had 3 steals (2 times).

2015 - Started seven of 32 games in which she appeared for the Sky ... Averaged 11.1 PPG, good for fourth on the team ... Scored a season high 23 points vs. Atlanta Dream ... Notched 10+ points in 18 games ... Won the Sixth Woman of the Year Award for the second consecutive season.

2014 - Made first career start against the Seattle Storm on 06/10 ... Earned WNBA Eastern Conference Player of the Week honors after scoring 17+ points off the bench in three straight games ... Scored 10+ points a team-high 21 times ... Led the Sky in scoring a team-high nine times ...

2013 - Played in 34 games during first season in Chicago ... Averaged 3.8 points on the year.

COLLEGE

One of just four players in DePaul Blue Demons' history to score over 2,000 points in her career, she averaged a team-leading 19.4 points per game as a senior and is third on the all-time career list with 2,078 points ... for her efforts, she was named to the 2008 All-Big East second team and she was a Big East Academic All-Star.

PERSONAL

She has a sister, Sam, and two brothers, Jake and Ryan...her sister was the second leading scorer (13.1 PPG) for DePaul in 2009-10...her brother Ryan was a pitcher on the baseball team at Saint Xavier University.

15

Gabby Williams

F

5-11

172

09/09/96

Connecticut

2nd Season



| 2019 Season Highs | | Date |
|-------------------|-------------------------|--------------------------|
| PTS | 12 at WAS | 06/05/2019 |
| FGM | 5 at MIN | 05/29/2019 |
| FGA | 12 at MIN | 05/29/2019 |
| 3FGM | 1 at MIN | 05/29/2019 |
| 3FGA | 3, 2x (at MIN, vs. SEA) | 06/01/2019 (most recent) |
| FTM | | |
| FTA | | |
| OR | 1 at MIN | 05/29/2019 |
| DR | 3 vs. SEA | 06/01/2019 |
| TR | 3 vs. SEA | 06/01/2019 |
| A | 4 at MIN | 05/29/2019 |
| STL | 1 at MIN | 05/29/2019 |
| BLK | | |
| MIN | 25 at MIN | 05/29/2019 |

Gabby Williams (born September 9, 1996) is a forward for the Chicago Sky. She played college basketball at Connecticut.

2019 GAME-BY-GAME STATISTICS

| Date | OPP | W/L | MIN | FG | 3FG | FT | OR | DR | TR | A | PF | STL | TO | BS | PTS |
|------|------|-----|-----|----|-----|----|----|----|----|---|----|-----|----|----|-----|
| 5/29 | MIN | L | 25 | 5 | 1 | 0 | 1 | 1 | 2 | 4 | 1 | 1 | 2 | 0 | 11 |
| 6/1 | SEA | W | 9 | 0 | 0 | 0 | 0 | 3 | 3 | 2 | 0 | 0 | 0 | 0 | 0 |
| 6/5 | WAS | L | 17 | 5 | 0 | 2 | 3 | 1 | 4 | 1 | 1 | 1 | 1 | 0 | 12 |
| 6/9 | SEA | | | | | | | | | | | | | | |
| 6/11 | PHX | | | | | | | | | | | | | | |
| 6/15 | IND | | | | | | | | | | | | | | |
| 6/19 | NY | | | | | | | | | | | | | | |
| 6/21 | IND | | | | | | | | | | | | | | |
| 6/23 | CONN | | | | | | | | | | | | | | |
| 6/26 | WAS | | | | | | | | | | | | | | |
| 6/28 | SEA | | | | | | | | | | | | | | |
| 6/30 | LA | | | | | | | | | | | | | | |
| 7/2 | LV | | | | | | | | | | | | | | |
| 7/7 | DAL | | | | | | | | | | | | | | |
| 7/10 | MIN | | | | | | | | | | | | | | |
| 7/12 | NY | | | | | | | | | | | | | | |
| 7/14 | DAL | | | | | | | | | | | | | | |
| 7/17 | ATL | | | | | | | | | | | | | | |
| 7/21 | IND | | | | | | | | | | | | | | |
| 7/30 | CONN | | | | | | | | | | | | | | |
| 8/3 | ATL | | | | | | | | | | | | | | |
| 8/7 | NY | | | | | | | | | | | | | | |
| 8/9 | LV | | | | | | | | | | | | | | |
| 8/11 | LA | | | | | | | | | | | | | | |
| 8/16 | LA | | | | | | | | | | | | | | |
| 8/18 | LV | | | | | | | | | | | | | | |
| 8/20 | ATL | | | | | | | | | | | | | | |
| 8/23 | WAS | | | | | | | | | | | | | | |
| 8/25 | PHX | | | | | | | | | | | | | | |
| 8/27 | MIN | | | | | | | | | | | | | | |
| 8/29 | DAL | | | | | | | | | | | | | | |
| 9/1 | PHX | | | | | | | | | | | | | | |
| 9/6 | CONN | | | | | | | | | | | | | | |
| 9/8 | WAS | | | | | | | | | | | | | | |

2019 SEASON AVERAGES

| G | GS | PPG | RPG | APG | SPG | TOPG | BPG | MPG | FG% | 3FG% | FT% |
|---|----|-----|-----|-----|-----|------|-----|------|------|------|-----|
| 3 | 1 | 7.7 | 3.0 | 2.3 | 0.6 | 1.0 | 0.0 | 17.0 | 43.5 | 14.3 | 100 |

2018 SEASON AVERAGES

| G | GS | PPG | RPG | APG | SPG | TOPG | BPG | MPG | FG% | 3FG% | FT% |
|----|----|-----|-----|-----|-----|------|-----|------|------|------|------|
| 34 | 30 | 7.3 | 4.3 | 1.6 | 1.6 | 1.1 | 0.2 | 23.0 | 43.2 | 26.9 | 78.3 |

21

Jamierra Faulkner

G

5-6

138

03/09/92

Southern Miss

5th Season



| 2019 Season Highs | | Date |
|-------------------|--|------|
| PTS | | |
| FGM | | |
| FGA | | |
| 3FGM | | |
| 3FGA | | |
| FTM | | |
| FGA | | |
| OR | | |
| DR | | |
| TR | | |
| A | | |
| STL | | |
| BLK | | |
| MIN | | |

| 2019 GAME-BY-GAME STATISTICS | | | | | | | | | | | | | | | | |
|------------------------------|------|-----|-----|----|-----|----|----|----|----|---|----|-----|----|----|-----|--|
| Date | OPP | W/L | MIN | FG | 3FG | FT | OR | DR | TR | A | PF | STL | TO | BS | PTS | |
| 5/29 | MIN | L | 0 | 0 | 0 | 0 | 0 | 0 | 0 | 0 | 0 | 0 | 0 | 0 | 0 | |
| 6/1 | SEA | W | 0 | 0 | 0 | 0 | 0 | 0 | 0 | 0 | 0 | 0 | 0 | 0 | 0 | |
| 6/5 | WAS | | | | | | | | | | | | | | | |
| 6/9 | SEA | | | | | | | | | | | | | | | |
| 6/11 | PHX | | | | | | | | | | | | | | | |
| 6/15 | IND | | | | | | | | | | | | | | | |
| 6/19 | NY | | | | | | | | | | | | | | | |
| 6/21 | IND | | | | | | | | | | | | | | | |
| 6/23 | CONN | | | | | | | | | | | | | | | |
| 6/26 | WAS | | | | | | | | | | | | | | | |
| 6/28 | SEA | | | | | | | | | | | | | | | |
| 6/30 | LA | | | | | | | | | | | | | | | |
| 7/2 | LV | | | | | | | | | | | | | | | |
| 7/7 | DAL | | | | | | | | | | | | | | | |
| 7/10 | MIN | | | | | | | | | | | | | | | |
| 7/12 | NY | | | | | | | | | | | | | | | |
| 7/14 | DAL | | | | | | | | | | | | | | | |
| 7/17 | ATL | | | | | | | | | | | | | | | |
| 7/21 | IND | | | | | | | | | | | | | | | |
| 7/30 | CONN | | | | | | | | | | | | | | | |
| 8/3 | ATL | | | | | | | | | | | | | | | |
| 8/7 | NY | | | | | | | | | | | | | | | |
| 8/9 | LV | | | | | | | | | | | | | | | |
| 8/11 | LA | | | | | | | | | | | | | | | |
| 8/16 | LA | | | | | | | | | | | | | | | |
| 8/18 | LV | | | | | | | | | | | | | | | |
| 8/20 | ATL | | | | | | | | | | | | | | | |
| 8/23 | WAS | | | | | | | | | | | | | | | |
| 8/25 | PHX | | | | | | | | | | | | | | | |
| 8/27 | MIN | | | | | | | | | | | | | | | |
| 8/29 | DAL | | | | | | | | | | | | | | | |
| 9/1 | PHX | | | | | | | | | | | | | | | |
| 9/6 | CONN | | | | | | | | | | | | | | | |
| 9/8 | WAS | | | | | | | | | | | | | | | |

| 2019 SEASON AVERAGES | | | | | | | | | | | |
|----------------------|-----|-----|-----|-----|-----|------|-----|-----|-----|------|-----|
| G | GS | PPG | RPG | APG | SPG | TOPG | BPG | MPG | FG% | 3FG% | FT% |
| --- | --- | --- | --- | --- | --- | --- | --- | --- | --- | --- | --- |

| 2018 SEASON AVERAGES | | | | | | | | | | | |
|----------------------|----|-----|-----|-----|-----|------|-----|------|------|------|------|
| G | GS | PPG | RPG | APG | SPG | TOPG | BPG | MPG | FG% | 3FG% | FT% |
| 17 | 0 | 7.6 | 1.4 | 3.9 | 0.4 | 2.0 | 0.1 | 21.2 | 34.3 | 30.2 | 75.0 |

WNBA

2015

Averaged 4.1 points and 1.7 assists per game...improved her 2014 field goal percentage from .362 to .414 in 2015... Sky's average margin of victory was 26.5 points per game when Faulkner scored at least 10 points...recorded 12 points, five assists, three blocks and a career-high seven rebounds in Chicago's 85-57 victory over Washington on 7/15...scored a season-high 16 points in 20 minutes on 8/14 in... notched a career-high six steals in 22 minutes of action against Seattle on 9/6.

2014

Averaged 7.9 points, 3.5 assists and 2 rebounds in 20.4 minutes per game...scored 27 points in her first career WNBA start on 6/1 against Los Angeles...became the first third round draft pick in Sky history to ever make a start...tallied 13 points each in back-to-back games on 7/9 vs. Washington and 7/11 vs. Phoenix...put in 19 points on 7/29 against San Antonio...contributed 14 points and 6 rebounds on 8/10 against Atlanta after receiving her college diploma at halftime

International Career

2015-16:

Traveled to Israel to run the point for Elitzur Maclaren Holon...only WNBA player on team roster for 2015-16 Israel-1 season... led league in scoring with 20.4 points, 6.4 rebounds and 6.4 assists per game ... won consecutive player of the week awards late in the season.

2014-15

Spent off-season playing with PINKK-Pesci in Hungary...led team to A-division quarterfinals...averaged 15.9 points, 4.4 rebounds and 4.4 assists per game.

College Career

Conference USA All-Conference First Team and All-Defensive Team selection...Became the first Southern Miss player to receive the C Spire Gillom Trophy...Southern Miss all-time career steals and assists leader... Finished her career with 2056 points... Averaged 17.7 points, 8.6 assists, and 3.7 rebounds per game as a senior...Set a Southern Miss single-game record and top single-game performance in the nation with 17 assists.

22

Courtney Vandersloot

G

5-8

145

02/08/89

Gonzaga

9th Season



| 2019 Season Highs | | Date |
|-------------------|-------------------------|--------------------------|
| PTS | 10 vs. SEA | 06/01/2019 |
| FGM | 3, 2x (at MIN, vs. SEA) | 06/01/2019 (most recent) |
| FGA | 10 at MIN | 05/29/2019 |
| 3FGM | 1 vs. SEA | 06/01/2019 |
| 3FGA | 3 at MIN | 05/29/2019 |
| FTM | 3 vs. SEA | 06/01/2019 |
| FTA | 4 vs. SEA | 06/01/2019 |
| OR | 2 at MIN | 05/29/2019 |
| DR | 8 vs. SEA | 06/01/2019 |
| TR | 8 vs. SEA | 06/01/2019 |
| A | 11 vs. SEA | 06/01/2019 |
| STL | 3 at MIN | 05/29/2019 |
| BLK | | |
| MIN | 29 at MIN | 05/29/2019 |

| 2019 GAME-BY-GAME STATISTICS | | | | | | | | | | | | | | | |
|------------------------------|------|-----|-----|----|-----|----|----|----|----|----|----|-----|----|----|-----|
| Date | OPP | W/L | MIN | FG | 3FG | FT | OR | DR | TR | A | PF | STL | TO | BS | PTS |
| 5/29 | MIN | L | 29 | 3 | 0 | 0 | 2 | 2 | 4 | 8 | 1 | 3 | 4 | 0 | 6 |
| 6/1 | SEA | W | 34 | 3 | 1 | 3 | 0 | 8 | 8 | 11 | 2 | 2 | 5 | 0 | 10 |
| 6/5 | WAS | L | 27 | 2 | 1 | 0 | 0 | 2 | 2 | 8 | 0 | 1 | 4 | 0 | 5 |
| 6/9 | SEA | | | | | | | | | | | | | | |
| 6/11 | PHX | | | | | | | | | | | | | | |
| 6/15 | IND | | | | | | | | | | | | | | |
| 6/19 | NY | | | | | | | | | | | | | | |
| 6/21 | IND | | | | | | | | | | | | | | |
| 6/23 | CONN | | | | | | | | | | | | | | |
| 6/26 | WAS | | | | | | | | | | | | | | |
| 6/28 | SEA | | | | | | | | | | | | | | |
| 6/30 | LA | | | | | | | | | | | | | | |
| 7/2 | LV | | | | | | | | | | | | | | |
| 7/7 | DAL | | | | | | | | | | | | | | |
| 7/10 | MIN | | | | | | | | | | | | | | |
| 7/12 | NY | | | | | | | | | | | | | | |
| 7/14 | DAL | | | | | | | | | | | | | | |
| 7/17 | ATL | | | | | | | | | | | | | | |
| 7/21 | IND | | | | | | | | | | | | | | |
| 7/30 | CONN | | | | | | | | | | | | | | |
| 8/3 | ATL | | | | | | | | | | | | | | |
| 8/7 | NY | | | | | | | | | | | | | | |
| 8/9 | LV | | | | | | | | | | | | | | |
| 8/11 | LA | | | | | | | | | | | | | | |
| 8/16 | LA | | | | | | | | | | | | | | |
| 8/18 | LV | | | | | | | | | | | | | | |
| 8/20 | ATL | | | | | | | | | | | | | | |
| 8/23 | WAS | | | | | | | | | | | | | | |
| 8/25 | PHX | | | | | | | | | | | | | | |
| 8/27 | MIN | | | | | | | | | | | | | | |
| 8/29 | DAL | | | | | | | | | | | | | | |
| 9/1 | PHX | | | | | | | | | | | | | | |
| 9/6 | CONN | | | | | | | | | | | | | | |
| 9/8 | WAS | | | | | | | | | | | | | | |

| 2019 SEASON AVERAGES | | | | | | | | | | | |
|----------------------|----|-----|-----|-----|-----|------|-----|------|------|------|------|
| G | GS | PPG | RPG | APG | SPG | TOPG | BPG | MPG | FG% | 3FG% | FT% |
| 3 | 3 | 7.0 | 4.7 | 9.0 | 2.0 | 4.3 | 0.0 | 30.4 | 33.3 | 28.6 | 75.0 |

| 2018 SEASON AVERAGES | | | | | | | | | | | |
|----------------------|----|------|-----|-----|-----|------|-----|------|------|------|------|
| G | GS | PPG | RPG | APG | SPG | TOPG | BPG | MPG | FG% | 3FG% | FT% |
| 30 | 30 | 12.5 | 3.7 | 8.6 | 1.3 | 3.4 | 0.5 | 31.8 | 48.9 | 39.8 | 82.6 |

WNBA

2016

Courtney started in 21 games out of 30 played...She ranked 4 on the team with averaging 4.7 assists per game...She ranked 7 on the team with 141 assists in total...Courtney ranked 10 on the team with averaging 1.37 steals per game... She played a season high of 36 minutes vs. Connecticut Sun...She scored a season high of 18 points vs. Minnesota Lynx...Courtney had 7 rebounds (2 times)...She contributed a season high of 11 assists vs. Minnesota Lynx...She also had a season high of 5 steals vs. New York Liberty...

2015

Averaged 11.4 points, 5.8 assists and 2.4 rebounds per game...started all 34 games... All-WNBA Second Team...received WNBA Peak Performer Award for leading league in assists...named Eastern Conference Play of the Week during week of August 31st, scored 1,000th career point on 6/19... recorded first double-double of season on 6/30 with 14 points and 10 assists... recorded a season-high 21 points on 8/14 against Seattle...tied her season high in Sky's win against New York on 9/3.

2014

Averaged 6.8 points, 5.6 assists and 2.3 rebounds ... scored 12 points with 8 assists on 5/17 vs. New York...tallied 18 points and 7 assists on 5/21 against Connecticut... recorded 10+ assists in 3 straight games from May 24-May 30...became the Sky's career leader in assists with a 10-assist performance vs. Minnesota on 5/26...set a new Sky record with 13 assists in a single game on 5/30 vs. Connecticut...delivered 17 points and 8 assists on 6/18 against New York...finished the 2014 season with an average of 6.0 assists per game, a new career high.

2013

Averaged 8.6 points, 5.6 assists and 3.2 rebounds per game ... started 33 games... 10 assist performance vs. Atlanta on 8/31 broke her own Sky record for assists in a season with 162...led all WNBA guards in both total blocks (24) and blocks per game ... had 12 games of seven or more assists.

2012

Averaged 8.9 points, 4.6 assists and 2.1 rebounds per game ... started 27 games...157 assists were fourth most in the league...delivered career and franchise high 11 assists at Connecticut on 8/26... Recorded 23 points, five rebounds and four assists at Tulsa on 8/24... made career high five three-pointers on August 24...posted six points, eight assists and a career high seven rebounds in July 6 loss vs. New York.

31

Stefanie Dolson

C

6-5

231

01/08/92

Connecticut

6th Season



| 2019 Season Highs | | Date |
|-------------------|------------|------------|
| PTS | 11 at WAS | 06/05/2019 |
| FGM | 4 at WAS | 06/05/2019 |
| FGA | 8 vs. SEA | 06/01/2019 |
| 3FGM | 1 at WAS | 06/05/2019 |
| 3FGA | 2 vs. SEA | 06/01/2019 |
| FTM | 2 at MIN | 05/29/2019 |
| FTA | 2 at MIN | 05/29/2019 |
| OR | 2 vs. SEA | 06/01/2019 |
| DR | 6 at MIN | 05/29/2019 |
| TR | 7 at MIN | 05/29/2019 |
| A | 2 vs. SEA | 06/01/2019 |
| STL | | |
| BLK | 1 vs. SEA | 06/01/2019 |
| MIN | 27 vs. SEA | 06/01/2019 |

2019 GAME-BY-GAME STATISTICS

| Date | OPP | W/L | MIN | FG | 3FG | FT | OR | DR | TR | A | PF | STL | TO | BS | PTS |
|------|------|-----|-----|----|-----|----|----|----|----|---|----|-----|----|----|-----|
| 5/29 | MIN | L | 15 | 2 | 0 | 2 | 1 | 6 | 7 | 1 | 3 | 0 | 2 | 0 | 6 |
| 6/1 | SEA | W | 27 | 3 | 0 | 0 | 2 | 4 | 6 | 2 | 2 | 0 | 4 | 1 | 6 |
| 6/5 | WAS | L | 18 | 4 | 1 | 2 | 1 | 4 | 5 | 1 | 2 | 0 | 3 | 0 | 11 |
| 6/9 | SEA | | | | | | | | | | | | | | |
| 6/11 | PHX | | | | | | | | | | | | | | |
| 6/15 | IND | | | | | | | | | | | | | | |
| 6/19 | NY | | | | | | | | | | | | | | |
| 6/21 | IND | | | | | | | | | | | | | | |
| 6/23 | CONN | | | | | | | | | | | | | | |
| 6/26 | WAS | | | | | | | | | | | | | | |
| 6/28 | SEA | | | | | | | | | | | | | | |
| 6/30 | LA | | | | | | | | | | | | | | |
| 7/2 | LV | | | | | | | | | | | | | | |
| 7/7 | DAL | | | | | | | | | | | | | | |
| 7/10 | MIN | | | | | | | | | | | | | | |
| 7/12 | NY | | | | | | | | | | | | | | |
| 7/14 | DAL | | | | | | | | | | | | | | |
| 7/17 | ATL | | | | | | | | | | | | | | |
| 7/21 | IND | | | | | | | | | | | | | | |
| 7/30 | CONN | | | | | | | | | | | | | | |
| 8/3 | ATL | | | | | | | | | | | | | | |
| 8/7 | NY | | | | | | | | | | | | | | |
| 8/9 | LV | | | | | | | | | | | | | | |
| 8/11 | LA | | | | | | | | | | | | | | |
| 8/16 | LA | | | | | | | | | | | | | | |
| 8/18 | LV | | | | | | | | | | | | | | |
| 8/20 | ATL | | | | | | | | | | | | | | |
| 8/23 | WAS | | | | | | | | | | | | | | |
| 8/25 | PHX | | | | | | | | | | | | | | |
| 8/27 | MIN | | | | | | | | | | | | | | |
| 8/29 | DAL | | | | | | | | | | | | | | |
| 9/1 | PHX | | | | | | | | | | | | | | |
| 9/6 | CONN | | | | | | | | | | | | | | |
| 9/8 | WAS | | | | | | | | | | | | | | |

2019 SEASON AVERAGES

| G | GS | PPG | RPG | APG | SPG | TOPG | BPG | MPG | FG% | 3FG% | FT% |
|---|----|-----|-----|-----|-----|------|-----|------|------|------|-----|
| 3 | 3 | 7.7 | 6.0 | 1.3 | 0.0 | 3.0 | 0.3 | 19.9 | 52.9 | 25.0 | 100 |

2018 SEASON AVERAGES

| G | GS | PPG | RPG | APG | SPG | TOPG | BPG | MPG | FG% | 3FG% | FT% |
|----|----|-----|-----|-----|-----|------|-----|------|------|------|------|
| 27 | 25 | 9.7 | 4.6 | 3.0 | 0.5 | 1.7 | 0.8 | 27.6 | 46.7 | 34.6 | 93.8 |

CAREER HIGHLIGHTS:

Named to the 2015 All-Star Team as a reserve

2016 HIGHLIGHTS WITH WASHINGTON:

Started in 31 out of 34 games
 Ranked third on the team in scoring with 9.3 points per game
 Ranked second on the team in rebounds with 4.7 per game
 Finished the season fifth in minutes played per game (22.5), fourth in field goal percentage (.495) and ranked first in blocks (1.06) amongst all sophomores

2015 HIGHLIGHTS WITH WASHINGTON:

Started in 33 out of 34 games played
 Ranked third on team in scoring with 10.6 points per game
 Ranked third on the team and first amongst sophomores in rebounds per game, pulling down 5.6 per contest
 Finished fifth in minutes (24.7), tied for first in field goal percentage (.495) and ranked first in blocks (1.06) amongst all sophomores

2014 HIGHLIGHTS WITH WASHINGTON:

Drafted No. 6 overall by the Washington Mystics in the 2014 WNBA Draft
 Played in all 34 games, starting in one
 Averaged 18.4 minutes per game and 6.0 points per game
 Shot .811 from the free throw line, led team with 1.09 blocks per game
 Blocked a career-high four shots in three games, ranking second amongst rookies in the category
 Fourth on team and amongst rookies in rebounds, averaging 4.4 boards per game

OVERSEAS COMPETITION:

2017-18: Napoli, Italy
 2016-17: China
 2015-16: Turkey
 2014-15: Moscow, Russia

32

Cheyenne Parker

F

6-4

193

08/22/92

Middle Tennessee

5th Season



| 2019 Season Highs | | Date |
|-------------------|-------------------------|--------------------------|
| PTS | 14 at WAS | 06/05/2019 |
| FGM | 5 at WAS | 06/05/2019 |
| FGA | 7 at WAS | 06/05/2019 |
| 3FGM | | |
| 3FGA | 1 vs. SEA | 06/05/2019 |
| FTM | 4 at WAS | 06/05/2019 |
| FTA | 4 at WAS | 06/05/2019 |
| OR | 1 at MIN | 05/29/2019 |
| DR | 4 vs. SEA | 06/01/2019 |
| TR | 4, 2x (at MIN, vs. SEA) | 06/01/2019 (most recent) |
| A | 1 vs. SEA | 06/01/2019 |
| STL | 1 vs. SEA | 06/01/2019 |
| BLK | 3 at MIN | 05/29/2019 |
| MIN | 19 at WAS | 06/05/2019 |

2019 GAME-BY-GAME STATISTICS

| Date | OPP | W/L | MIN | FG | 3FG | FT | OR | DR | TR | A | PF | STL | TO | BS | PTS |
|------|------|-----|-----|----|-----|----|----|----|----|---|----|-----|----|----|-----|
| 5/29 | MIN | L | 18 | 2 | 0 | 3 | 1 | 3 | 4 | 0 | 1 | 0 | 1 | 3 | 7 |
| 6/1 | SEA | W | 13 | 1 | 0 | 0 | 0 | 4 | 4 | 1 | 4 | 1 | 1 | 0 | 2 |
| 6/5 | WAS | L | 19 | 5 | 0 | 4 | 1 | 3 | 4 | 1 | 1 | 0 | 4 | 3 | 14 |
| 6/9 | SEA | | | | | | | | | | | | | | |
| 6/11 | PHX | | | | | | | | | | | | | | |
| 6/15 | IND | | | | | | | | | | | | | | |
| 6/19 | NY | | | | | | | | | | | | | | |
| 6/21 | IND | | | | | | | | | | | | | | |
| 6/23 | CONN | | | | | | | | | | | | | | |
| 6/26 | WAS | | | | | | | | | | | | | | |
| 6/28 | SEA | | | | | | | | | | | | | | |
| 6/30 | LA | | | | | | | | | | | | | | |
| 7/2 | LV | | | | | | | | | | | | | | |
| 7/7 | DAL | | | | | | | | | | | | | | |
| 7/10 | MIN | | | | | | | | | | | | | | |
| 7/12 | NY | | | | | | | | | | | | | | |
| 7/14 | DAL | | | | | | | | | | | | | | |
| 7/17 | ATL | | | | | | | | | | | | | | |
| 7/21 | IND | | | | | | | | | | | | | | |
| 7/30 | CONN | | | | | | | | | | | | | | |
| 8/3 | ATL | | | | | | | | | | | | | | |
| 8/7 | NY | | | | | | | | | | | | | | |
| 8/9 | LV | | | | | | | | | | | | | | |
| 8/11 | LA | | | | | | | | | | | | | | |
| 8/16 | LA | | | | | | | | | | | | | | |
| 8/18 | LV | | | | | | | | | | | | | | |
| 8/20 | ATL | | | | | | | | | | | | | | |
| 8/23 | WAS | | | | | | | | | | | | | | |
| 8/25 | PHX | | | | | | | | | | | | | | |
| 8/27 | MIN | | | | | | | | | | | | | | |
| 8/29 | DAL | | | | | | | | | | | | | | |
| 9/1 | PHX | | | | | | | | | | | | | | |
| 9/6 | CONN | | | | | | | | | | | | | | |
| 9/8 | WAS | | | | | | | | | | | | | | |

2019 SEASON AVERAGES

| G | GS | PPG | RPG | APG | SPG | TOPG | BPG | MPG | FG% | 3FG% | FT% |
|---|----|-----|-----|-----|-----|------|-----|------|------|------|------|
| 3 | 0 | 7.7 | 4.0 | 0.7 | 0.3 | 2.0 | 2.0 | 17.1 | 47.1 | 0.0 | 87.5 |

2018 SEASON AVERAGES

| G | GS | PPG | RPG | APG | SPG | TOPG | BPG | MPG | FG% | 3FG% | FT% |
|----|----|------|-----|-----|-----|------|-----|------|------|------|------|
| 34 | 5 | 10.0 | 5.8 | 0.7 | 0.5 | 1.4 | 1.0 | 19.7 | 53.1 | 31.6 | 71.3 |

CAREER HIGHLIGHTS

Drafted fifth overall by the Sky in the 2015 WNBA Draft

2016

Cheyenne started in 7 games out of 25 played...She played a career high of 31 points vs. Seattle Storm...She scored a career high of 15 points vs. Seattle Storm...Cheyenne grabbed a career high of 10 rebounds vs. Seattle Storm...

2015

Made her WNBA debut on June 5 against Indiana and had eight points (career high) and four rebounds in 12 minutes of action...Set a career high in rebounds with seven against Washington on 8/2...Averaged 9.3 minutes per game and played in 30 of 33 games...Averaged 2.2 points and 2.5 rebounds per game over the course of the season.

College

Attended High Point for three years before transferring to Middle Tennessee...Big South All-Freshman Team in 2011...Set High Point and Big South single-season rebounding record (403)...Big South Defensive Player of the Year (2012,2013)...Set Big South single-season blocks record (131)...Became first High Point player to ever record a triple-double...Became first Middle Tennessee player to ever record a triple-double...Set Middle Tennessee record for blocks in a season (88)...Set Middle Tennessee record for blocks in a game (11)

Personal

Born August 2, 1992 in New York City... Daughter of Stanley Parker and Verna Bryant...Brother Kalik played college basketball at SUNY Plattsburgh... Brother Yusef played football for the New York Panthers...Majored in mass communications

33

Katie Lou Samuelson

G/F

6-3

169

06/13/97

Connecticut

Rookie



| 2019 Season Highs | | Date |
|-------------------|-----------|------------|
| PTS | 4 at MIN | 05/29/2019 |
| FGM | 1 at MIN | 05/29/2019 |
| FGA | 1 at MIN | 05/29/2019 |
| 3FGM | | |
| 3FGA | | |
| FTM | 2 at MIN | 05/29/2019 |
| FTA | 2 at MIN | 05/29/2019 |
| OR | | |
| DR | 1 at MIN | 05/29/2019 |
| TR | 1 at MIN | 05/29/2019 |
| A | 2 at MIN | 05/29/2019 |
| STL | 1 at MIN | 05/29/2019 |
| BLK | | |
| MIN | 18 at MIN | 05/29/2019 |

2019 GAME-BY-GAME STATISTICS

| Date | OPP | W/L | MIN | FG | 3FG | FT | OR | DR | TR | A | PF | STL | TO | BS | PTS |
|------|------|-----|-----|----|-----|----|----|----|----|---|----|-----|----|----|-----|
| 5/29 | MIN | L | 17 | 1 | 0 | 2 | 0 | 1 | 1 | 2 | 2 | 1 | 1 | 0 | 4 |
| 6/1 | SEA | W | 0 | 0 | 0 | 0 | 0 | 0 | 0 | 0 | 0 | 0 | 0 | 0 | 0 |
| 6/5 | WAS | L | 15 | 0 | 0 | 0 | 0 | 1 | 1 | 1 | 0 | 1 | 0 | 0 | 0 |
| 6/9 | SEA | | | | | | | | | | | | | | |
| 6/11 | PHX | | | | | | | | | | | | | | |
| 6/15 | IND | | | | | | | | | | | | | | |
| 6/19 | NY | | | | | | | | | | | | | | |
| 6/21 | IND | | | | | | | | | | | | | | |
| 6/23 | CONN | | | | | | | | | | | | | | |
| 6/26 | WAS | | | | | | | | | | | | | | |
| 6/28 | SEA | | | | | | | | | | | | | | |
| 6/30 | LA | | | | | | | | | | | | | | |
| 7/2 | LV | | | | | | | | | | | | | | |
| 7/7 | DAL | | | | | | | | | | | | | | |
| 7/10 | MIN | | | | | | | | | | | | | | |
| 7/12 | NY | | | | | | | | | | | | | | |
| 7/14 | DAL | | | | | | | | | | | | | | |
| 7/17 | ATL | | | | | | | | | | | | | | |
| 7/21 | IND | | | | | | | | | | | | | | |
| 7/30 | CONN | | | | | | | | | | | | | | |
| 8/3 | ATL | | | | | | | | | | | | | | |
| 8/7 | NY | | | | | | | | | | | | | | |
| 8/9 | LV | | | | | | | | | | | | | | |
| 8/11 | LA | | | | | | | | | | | | | | |
| 8/16 | LA | | | | | | | | | | | | | | |
| 8/18 | LV | | | | | | | | | | | | | | |
| 8/20 | ATL | | | | | | | | | | | | | | |
| 8/23 | WAS | | | | | | | | | | | | | | |
| 8/25 | PHX | | | | | | | | | | | | | | |
| 8/27 | MIN | | | | | | | | | | | | | | |
| 8/29 | DAL | | | | | | | | | | | | | | |
| 9/1 | PHX | | | | | | | | | | | | | | |
| 9/6 | CONN | | | | | | | | | | | | | | |
| 9/8 | WAS | | | | | | | | | | | | | | |

2019 SEASON AVERAGES

| G | GS | PPG | RPG | APG | SPG | TOPG | BPG | MPG | FG% | 3FG% | FT% |
|---|----|-----|-----|-----|-----|------|-----|------|------|------|-----|
| 2 | 0 | 2.0 | 1.0 | 1.0 | 0.5 | 0.5 | 0.0 | 16.4 | 33.3 | 0 | 100 |

2018 SEASON AVERAGES

| G | GS | PPG | RPG | APG | SPG | TOPG | BPG | MPG | FG% | 3FG% | FT% |
|-----|-----|-----|-----|-----|-----|------|-----|-----|-----|------|-----|
| --- | --- | --- | --- | --- | --- | --- | --- | --- | --- | --- | --- |

Katie Lou Samuelson (born June 13, 1997) is a guard for the Chicago Sky. She played college basketball at University of Connecticut.

45

Astou Ndour

C

6-5

150

08/22/94

Senegal

4th Season



| 2019 Season Highs | | | Date |
|-------------------|-----------|--|------------|
| PTS | 7 vs. SEA | | 06/01/2019 |
| FGM | 3 vs. SEA | | 06/01/2019 |
| FGA | 3 vs. SEA | | 06/01/2019 |
| 3FGM | 1 vs. SEA | | 06/01/2019 |
| 3FGA | 1 vs. SEA | | 06/01/2019 |
| FTM | | | |
| FTA | | | |
| OR | | | |
| DR | | | |
| TR | | | |
| A | | | |
| STL | | | |
| BLK | | | |
| MIN | 8 vs. SEA | | 06/01/2019 |

2019 GAME-BY-GAME STATISTICS

| Date | OPP | W/L | MIN | FG | 3FG | FT | OR | DR | TR | A | PF | STL | TO | BS | PTS |
|------|------|-----|-----|----|-----|----|----|----|----|---|----|-----|----|----|-----|
| 5/29 | MIN | L | 5 | 1 | 0 | 0 | 0 | 0 | 0 | 0 | 2 | 0 | 0 | 0 | 2 |
| 6/1 | SEA | W | 8 | 3 | 1 | 0 | 0 | 0 | 0 | 0 | 0 | 0 | 1 | 0 | 7 |
| 6/5 | WAS | L | 0 | 0 | 0 | 0 | 0 | 0 | 0 | 0 | 0 | 0 | 0 | 0 | 0 |
| 6/9 | SEA | | | | | | | | | | | | | | |
| 6/11 | PHX | | | | | | | | | | | | | | |
| 6/15 | IND | | | | | | | | | | | | | | |
| 6/19 | NY | | | | | | | | | | | | | | |
| 6/21 | IND | | | | | | | | | | | | | | |
| 6/23 | CONN | | | | | | | | | | | | | | |
| 6/26 | WAS | | | | | | | | | | | | | | |
| 6/28 | SEA | | | | | | | | | | | | | | |
| 6/30 | LA | | | | | | | | | | | | | | |
| 7/2 | LV | | | | | | | | | | | | | | |
| 7/7 | DAL | | | | | | | | | | | | | | |
| 7/10 | MIN | | | | | | | | | | | | | | |
| 7/12 | NY | | | | | | | | | | | | | | |
| 7/14 | DAL | | | | | | | | | | | | | | |
| 7/17 | ATL | | | | | | | | | | | | | | |
| 7/21 | IND | | | | | | | | | | | | | | |
| 7/30 | CONN | | | | | | | | | | | | | | |
| 8/3 | ATL | | | | | | | | | | | | | | |
| 8/7 | NY | | | | | | | | | | | | | | |
| 8/9 | LV | | | | | | | | | | | | | | |
| 8/11 | LA | | | | | | | | | | | | | | |
| 8/16 | LA | | | | | | | | | | | | | | |
| 8/18 | LV | | | | | | | | | | | | | | |
| 8/20 | ATL | | | | | | | | | | | | | | |
| 8/23 | WAS | | | | | | | | | | | | | | |
| 8/25 | PHX | | | | | | | | | | | | | | |
| 8/27 | MIN | | | | | | | | | | | | | | |
| 8/29 | DAL | | | | | | | | | | | | | | |
| 9/1 | PHX | | | | | | | | | | | | | | |
| 9/6 | CONN | | | | | | | | | | | | | | |
| 9/8 | WAS | | | | | | | | | | | | | | |

2019 SEASON AVERAGES

| G | GS | PPG | RPG | APG | SPG | TOPG | BPG | MPG | FG% | 3FG% | FT% |
|---|----|-----|-----|-----|-----|------|-----|-----|-----|------|-----|
| 2 | 0 | 4.5 | 0.0 | 0.0 | 0.0 | 0.5 | 0.0 | 6.4 | 100 | 100 | 0 |

2018 SEASON AVERAGES

| G | GS | PPG | RPG | APG | SPG | TOPG | BPG | MPG | FG% | 3FG% | FT% |
|----|----|-----|-----|-----|-----|------|-----|------|------|------|------|
| 22 | 9 | 4.6 | 2.5 | 0.3 | 0.2 | 0.5 | 0.4 | 11.6 | 47.4 | 31.8 | 76.9 |

Astou Ndour (born August 22, 1994) is a center for the Chicago Sky.

Perfumerias Avenida

2015-16 (Spanish): Started all 31 games for the team ... ranked third on her team in scoring with 10 points per game ... led team in rebounds with 6.8 per game ... also led team in blocks with one per game

2015-16 (Euro): Ranked second on her team with 11.3 points per game ... led team in total rebounds with 8.1 per game ... also led team in blocks, averaging just shy of one per game (0.9)

Fenerbahce

2014-15 (Turkey): Ranked fifth on her team in scoring with 8.6 points per game ... tied for fourth on the team in total rebounds per game (4.7) ... had the third best shooting average from the field on the team (54.3 percent) ... also averaged 0.5 steals per game

2014-15 (Euro): Played in 14 games ... led team in three-point shooting, hitting 44.4 percent of her shots from behind the arc ... ranked fifth on her team in field goal shooting percentage (48.4 percent) ... also ranked fifth in points per game (9.6)

San Antonio Stars

2014: Recorded the first three-point field goal of her career vs. Minnesota (8/15) ... Recorded her first career block vs. Indiana (7/26) ... Saw first WNBA action at Minnesota (7/25) ... Drafted 16th overall in the 2014 WNBA Draft by the Stars.

Gran Canaria

2013-14: Finished second on her team in points with 17.3 per game, only trailing Brittany Chambers ... also ranked second on team in minutes played (36.2) ... second on team in field goal percentage, shooting 52 percent ... led team in rebounds and blocks with 13.1 and 1.6 per game, respectively

2012-13: Averaged 14.5 points per game, good for second on the team ... made 52.4 percent of her shots from the field ... averaged 7.6 rebounds per game and 0.7 steals per game ... finished fourth on the team in three-point shooting (31.6 percent)

2011-12 (Spanish): Averaged 9.7 points per game ... finished third on the team in total rebounds (7 per game) ... shot 34.5 percent from behind the arc ... made 75 percent of her free throw shots and averaged 0.5 blocks per game