



GAME NOTES

CHICAGO SKY (4-2) at NEW YORK LIBERTY (3-5)

WEDNESDAY, June 19 • 6 p.m. CT

Westchester County Center • White Plains, NY

Regular Season GAME 7 • AWAY GAME 4



2019 PRESEASON (0-2)

5/14 INDIANA.....L, 58-69
5/16 at Indiana.....L, 65-76

2019 REGULAR SEASON (2-2)

5/25 at Minnesota.....L, 71-89
6/1 SEATTLE.....W, 83-79
6/5 at Washington.....L, 85-103
6/9 SEATTLE.....W, 78-71
6/11 PHOENIX.....W, 82-75
6/15 at Indiana.....W, 70-64
6/19 at New York.....6:00 PM
6/21 INDIANA.....7:00 PM
6/23 CONNECTICUT.....5:00 PM
6/26 WASHINGTON.....11:00 AM
6/28 at Seattle.....9:00 PM
6/30 at Los Angeles.....4:00 PM
7/2 at Las Vegas.....2:00 PM
7/7 DALLAS.....5:00 PM
7/10 MINNESOTA.....8:00 PM
7/12 NEW YORK.....7:00 PM
7/14 at Dallas.....3:00 PM
7/17 ATLANTA.....11:00 AM
7/21 INDIANA.....5:00 PM
7/30 at Connecticut.....6:00 PM
8/3 at Atlanta.....6:00 PM
8/7 NEW YORK.....7:00 PM
8/9 at Las Vegas.....9:30 PM
8/11 at Los Angeles.....4:00 PM
8/16 LOS ANGELES.....7:00 PM
8/18 at Las Vegas.....5:00 PM
8/20 at Atlanta.....6:00 PM
8/23 WASHINGTON.....7:00 PM
8/25 at Phoenix.....5:00 PM
8/27 at Minnesota.....7:00 PM
8/29 DALLAS.....7:00 PM
9/1 PHOENIX.....5:00 PM
9/6 at Connecticut.....6:30 PM
9/8 at Washington.....3:00 PM

All times Central | Times are subject to change

A live streaming webcast is available for all games on Twitter, WNBA League Pass, or FOX Sports GO.

PROBABLE STARTERS

Position	#	Name	Ht	Wt	Notes
Forward	1	Diamond DeShields	6-1	-	Drafted No. 3 overall by the Chicago Sky in the 2018 WNBA draft, DeShields started 33 out of 34 games played last season. She ranked second on the team in points per game (14.4) and rebounds per game (4.9). Diamond scored in double-digits 23 times, and she scored a career high 28 points, which was the highest scoring regulation performance by a rookie in Chicago franchise history.
Forward	15	Jantel Lavender	5-11	-	After being drafted No. 4 overall by the Chicago Sky in the 2018 WNBA draft, Williams led the team in steals per game (1.6) and ranked No. 2 in the WNBA last season. She started 28 of 32 games played, was No. 4 on the team in rebounds per game (4.3), scored in double-digits 10 times, and scored a career-high 26 points vs. Phoenix on 6/8
Center	31	Stefanie Dolson	6-5	214	Dolson started 25 of 27 games played last season. She ranked No. 15 in the WNBA and second on the team in blocks per game. Dolson was third on the team for assists per game averaging 3.0 and shot 93.8 percent from the free throw line. She averaged 9.7 points and 4.6 rebounds per game
Guard	14	Allie Quigley	5-10	140	The two-time WNBA All-Star and 3-point champion scored in double-digits 24 times last season. In 10 of those games she scored over 20 points. Quigley led the team in points per game with 15.4. She also led the team in 3-point percentage and ranked No. 7 in the WNBA (42.0%). Allie started in all 32 games played.
Guard	22	Courtney Vandersloot	5-8	145	Vandersloot had a record breaking year last season. She led the WNBA in assists per game with 8.6. Sloat recorded the first triple-double in Chicago Sky history with 13 points, 15 assists, 10 rebounds vs. Dallas on 7/20, and was the seventh player in WNBA history to do so. She moved into the No. 9 spot on the WNBA All-Time Assist leaderboard (1385), dished a career high 15 assists twice this season, and became the first WNBA player to score 20 points and 15 assists in a game vs. Connecticut on 8/10

2019 Regular Season

Overall (Current Streak):

Eastern:

Western:

Overtime:

Record:

4-2 (W3)

1-1 (W1)

3-1 (W3)

0-0

Home:

3-0 (W3)

0-0

3-0 (W3)

0-0

Road:

1-2 (W1)

1-1 (W1)

0-1 (W1)

0-0

Recent Transactions

June 13: Signed forward Victoria Macaulay (Hardship Exception)
May 23: Victoria Macaulay, Linnae Harper, Hind Ben Abdelkader waived
May 21: Acquire 2020 pick from Minnesota in exchange for Alaina Coates
May 20: Acquire All-Star forward/center Jantel Lavender

Injury Report

Jamierra Faulkner – OUT (knee)
Astou Ndour - OUT (overseas commitments)
Katie Lou Samuelson - OUT (hand)
Chloe Jackson – OUT (ankle)

Pronunciation Guide

Kahleah Copper.....Kuh-LEE-ah
Jamierra Faulkner.....jah-MEER-rah

Astou Ndour.....ah-stoo Nuh-doo
Cheyenne Parker.....SHY-ann
Courtney Vandersloot.....VAN-der-SLEWT

CHICAGO SKY BASKETBALL

By the Numbers | Sky Notes & Milestones

114

Chicago scored a franchise-record 114 points against Dallas to win a high-scoring contest 114-99 on July 20.

50

With her 14 assists against the Wings on August 1, Courtney Vandersloot recorded the most assists over a four-game period with 50 assists. The previous record was 46 assists by Ticha Penicheiro.

29

On July 28, Allie Quigley set the record for most points made in a 3-point contest across the NBA and WNBA with 20 of 25 shots made, amounting to 29 points.

28

Diamond DeShields scored 28 points in the win in Minnesota. That is the most points scored in regulation by a rookie in Chicago franchise history.

20 & 15

Courtney Vandersloot became the first WNBA player to score 20 points and 15 assists in a game in the Sky's win against Connecticut.

10

Courtney Vandersloot moved into the No. 10 spot on the WNBA All-Time Assist leaderboard, and she now has 1368.

7

Courtney Vandersloot is the seventh player in WNBA history to earn a triple-double. She got 15 assists, 13 points, and 10 rebounds in the win against Dallas on July 20.

2

Chicago ranked No. 2 in the league for 3-point percentage. They shot 36.5 percent from beyond the arc last season.

1

Courtney Vandersloot led the league in assists averaging

2019 CHICAGO SKY ROSTER

NO	PLAYER	POS	HT	WT	BIRTHDATE	FROM	WNBA YRS	PRONUNCIATION	TWITTER HANDLE
2	Kahleah Copper	G/F	6-1	155	08/28/1994	Rutgers	3	Kuh-LEE-ah	@kahleahcopper
1	Diamond DeShields	G	6-1		03/05/1995	Tennessee	1		@DDDeShields
31	Stefanie Dolson	C	6-5	214	01/08/1992	Connecticut	5		@bigmommastef
21	Jamierra Faulkner	G	5-6	141	03/09/1992	Southern Miss	4	jah-MEER-rah	@The_Comeup21
0	Chloe Jackson	G	5-8	147		Baylor	R		
7	Jantel Lavender	F/C	6-4	185	11/12/1988	Ohio State	8		
45	Astou Ndour	C	6-5	165	08/22/1994	Senegal	3	ah-stoo Nuh-doo	@NdouraStou
32	Cheyenne Parker	F	6-4	190	08/22/1992	Middle Tennessee	4	SHY-ann	@prettyballer42
22	Katie Lou Samuelson	G/F	6-3	169		Connecticut	R		
14	Allie Quigley	G	5-10	140	06/20/1986	DePaul	10		@alliquigley
22	Courtney Vandersloot	G	5-8	145	02/08/1989	Gonzaga	8	VAN-der-SLEWT	@Sloot22
15	Gabby Williams	F	5-11		09/08/1996	Connecticut	1		@gabbywilliams15

GENERAL MANAGER/HEAD COACH:

James Wade

ASSISTANT COACHES:

Carla D. Morrow and Bridget Pettis

STRENGTH & CONDITIONING COACH:

Ann Crosby


PLAYER DEVELOPMENT COACH:

Emre Vatansever

2019 SEASON TEAM LEADERS

POINTS

Diamond DeShields
14.0 PPG



REBOUNDS

Stefanie Dolson
6.2 RPG



ASSISTS

Courtney Vandersloot
8.3 APG



STEALS

Courtney Vandersloot
1.5 SPG




BLOCKS


Cheyenne Parker
1.7 BPG



S P O T T E R ' S C H A R T



Chloe Jackson
G




Diamond DeShields
G



Kahleah Copper
G/F



Jantel Lavender
F/C




Allie Quigley
G



Gabby Williams
F



Jamiera Faulkner
G



Courtney Vandersloot
G



Victoria Macaulay
F



Stefanie Dolson
C



Cheyenne Parker
F



Katie Lou Samuelson
F



S K Y L I G H T S

THE WEEK AHEAD

The Sky close out a two-game road trip on Wednesday night, as they travel to White Plains to take on the New York Liberty at Westchester County Center. Following that contest, the Sky will head back home to Wintrust Arena for a three-game homestand beginning Friday night against the Indiana Fever.

HEATING UP

The Sky defeated the Indiana Fever on Saturday night, 70-64, as they continued a three-game win streak, tying their largest win streak of the 2018 campaign. Cheyenne Parker snagged her sixth career double-double after pulling down 10 rebounds along with 14 points.

HOME SWEET HOME

The Sky continued to hold serve at home after defeating the Phoenix Mercury on Tuesday night, 82-75. Diamond DeShields continued her hot stretch of games with a her third outing of 20+ points, dropping 25 on the Mercury. Meanwhile, Courtney Vandersloot put up 17 of her own and also dished out eight assists. She now finds herself eighth on the all-time WNBA assist list with 1427. She leads the league in assists with 42 after Tuesday's contests. The Sky hope to bring some momentum with them on the road as they take on the Fever for a Saturday night tilt in Indianapolis.

WELCOME COACH WADE

James Wade joins the Chicago Sky as General Manager and Head Coach after spending two seasons as an assistant coach with the Minnesota Lynx under head coach Cheryl Reeve, helping guide the team to a 2017 WNBA Championship title. Wade spent the 2013 WNBA offseason in Russia as an advance scout for UMMC Ekaterinburg, which won the FIBA EuroLeague Women championship that same year. The team won again in 2018 and 2019. Along with Wade, Assistant Coach Carla D. Morrow, Assistant Coach Bridget Pettis, Strength and Conditioning Coach / Operations Director Ann Crosby, and Player Development Coach Emre Vatansever will be the coaching staff for the Sky this season.

ROOKIES

Chicago drafted Katie Lou Samuelson out of UConn with the No. 4 overall selection in the 2019 WNBA Draft. Samuelson was the AAC Defensive Player of the Year and became 10th player in UConn history to score more than 2,000 points. The Sky also added Chloe Jackson out of Baylor with the No. 15 overall pick, who was named the Final Four Most Outstanding Player after leading the Bears to their third-ever NCAA National Championship.



JAMES WADE - GENERAL MANAGER AND HEAD COACH

James Wade enters his first season as the GM & Head Coach for the Chicago Sky.

James Wade joins the Chicago Sky as General Manager and Head Coach after spending two seasons as an assistant coach with the Minnesota Lynx under head coach Cheryl Reeve, helping guide the team to a 2017 WNBA Championship title. A native of Memphis, Tenn., Wade played collegiately at Middle Tennessee, Chattanooga, and Kennesaw State, where he graduated in 1998. After college he he spent nearly 13 years playing professionally across Europe (2001-2013), including in the United Kingdom, France, Russia, Spain, the Czech Republic and Belgium.

Wade's coaching career began in 2012 when he was tapped to joining Dan Hughes' coaching staff at the San Antonio Stars. By 2013, Wade was promoted to full-time assistant coach, a position he held for four seasons (2013-16). During his tenure in San Antonio, Wade coordinated the team's defense and led individual player development, game planning, video breakdown, and team development.

A dual citizen of France and the United States, Wade spent the 2013 WNBA offseason in Russia as an advance scout for UMMC Ekaterinburg, which won the FIBA EuroLeague Women championship that same year. The team won again in 2018 and 2019. Wade also served as an assistant coach for French team Basket Lattes Montpellier Agglomération (BLMA) for three seasons (2013-16), which went on to claim the national championship for the first time in club history.

Wade is married to former San Antonio guard and national team member Edwige Lawson-Wade. They have one son, James Wade III.





2019 REGULAR SEASON LEADERS

	10+ Points	20+ Points	30+ Points	10+ Rebounds	10+ Assists	Double Doubles
Kahleah Cooper	1					
Diamond DeShields	3	3				
Stefanie Dolson	3					
Jamierra Faulkner						
Chloe Jackson						
Jantel Lavender	2					
Astou Ndour						
Cheyenne Parker	3			3		2
Allie Quigley	3	1				
Katie Lou Samuelson						
Courtney Vandersloot	3				1	1
Gabby Williams	3					



T E A M S T A T I S T I C S

	FGM	FGA	FG%	FTM	FTA	FT%	3PM	3PA	3P%	OFF	DEF	TOT	AST	STL	BLK	PTS
5/29 at MIN			40.0			80.0			23.1	6	23	29	19	11	3	71
6/1 vs. SEA	36	70	51.4	4	5	80.0	7	22	31.8	5	32	37	27	8	3	83
6/5 at WAS	34	68	50.0	11	14	78.6	6	20	30.0	12	20	32	20	7	3	85
6/9 vs. SEA	31	73	42.5	8	11	72.7	8	22	36.4	11	34	45	20	8	2	78
6/11 vs. PHX	32	73	43.8	6	6	100.0	12	23	52.2	9	30	39	22	5	4	82
6/15 at IND	22	68	32.4	18	20	90	8	21	38.1	13	32	45	17	4	6	70
6/19 at NY																
6/21 vs. IND																
6/23 vs. CONN																
6/26 vs. WAS																
6/28 at SEA																
6/30 at LA																
7/2 at LV																
7/7 vs. DAL																
7/10 vs. MIN																
7/12 vs. NY																
7/14 at DAL																
7/17 vs. ATL																
7/21 vs. IND																
7/30 at CONN																
8/3 at ATL																
8/7 vs. NY																
8/9 at LV																
8/11 at LA																
8/16 vs. LA																
8/18 vs. LV																
8/20 at ATL																
8/23 vs. WAS																
8/25 at PHX																
8/27 at MIN																
8/29 vs. DAL																
9/1 vs. PHX																
9/6 at CONN																
9/8 at WAS																
TOTALS																



0 Chloe Jackson

[illegible][illegible]

Chloe Jackson (born August 21, 1996) is a guard for the Chicago Sky. She played college basketball at Baylor.

C H I C A G O S K Y

1Diamond DeShields

G/F

6-1

163

3/5/95

Tennessee

2nd Season



2019 Season Highs		Date
PTS	24 at WAS	06/05/2019
FGM	9, 2x (vs. SEA, at WAS)	06/05/2019
FGA	14 vs. SEA	06/01/2019
3FGM	3 at WAS	06/05/2019
3FGA	5 vs. SEA	06/01/2019
FTM	3 at WAS	06/05/2019
FTA	3 at WAS	06/05/2019
OR	4 at WAS	06/05/2019
DR	5, 2x (vs. SEA, at WAS)	06/01/2019
TR	5 vs. SEA	06/01/2019
A	3 vs. SEA	06/01/2019
STL	2 vs. SEA	06/01/2019
BLK	1 vs. SEA	06/01/2019
MIN	35 vs. SEA	06/01/2019

Diamond DeShields (born March 5, 1995) is a guard for the Chicago Sky. She played college basketball at Tennessee

2019 GAME-BY-GAME STATISTICS															
Date	OPP	W/L	MIN	FG	3FG	FT	OR	DR	TR	A	PF	STL	TO	BS	PTS
5/29	MIN	L	11	0	0	0	0	1	1	0	3	0	0	0	0
6/1	SEA	W	35	9	2	1	0	5	5	3	1	2	2	1	21
6/5	WAS	L	31	9	3	3	4	1	5	4	1	1	1	0	24
6/9	SEA	W	27	3	1	0	2	5	7	3	2	2	2	0	7
6/11	PHX	W	36	10	5	0	1	1	2	2	3	3	1	1	25
6/15	IND	W	31	3	1	0	1	7	8	2	2	1	2	0	7
6/19	NY														
6/21	IND														
6/23	CONN														
6/26	WAS														
6/28	SEA														
6/30	LA														
7/2	LV														
7/7	DAL														
7/10	MIN														
7/12	NY														
7/14	DAL														
7/17	ATL														
7/21	IND														
7/30	CONN														
8/3	ATL														
8/7	NY														
8/9	LV														
8/11	LA														
8/16	LA														
8/18	LV														
8/20	ATL														
8/23	WAS														
8/25	PHX														
8/27	MIN														
8/29	DAL														
9/1	PHX														
9/6	CONN														
9/8	WAS														

2019 SEASON AVERAGES											
G	GS	PPG	RPG	APG	SPG	TOPG	BPG	MPG	FG%	3FG%	FT%
6	6	14	4.7	2.3	1.5	1.3	0.3	28.5	42.0	42.9	80.0

2018 SEASON AVERAGES											
G	GS	PPG	RPG	APG	SPG	TOPG	BPG	MPG	FG%	3FG%	FT%
34	33	14.4	4.9	2.2	1.0	2.0	0.2	28.5	42.5	32.8	83.6

2

Kahleah Copper

G/F

6-1

155

08/28/94

Rutgers

4th Season



2019 Season Highs		Date
PTS	11 at MIN	05/29/2019
FGM	4 at MIN	05/29/2019
FGA	8 at MIN	05/29/2019
3FGM		
3FGA		
FTM	3 at MIN	05/29/2019
FTA	3 at MIN	05/29/2019
OR		
DR	5 at MIN	05/29/2019
TR	5 at MIN	05/29/2019
A	1 vs. SEA	06/01/2019
STL	1 at MIN	05/29/2019
BLK		
MIN	18 at MIN	05/29/2019

2019 GAME-BY-GAME STATISTICS																
Date	OPP	W/L	MIN	FG	3FG	FT	OR	DR	TR	A	PF	STL	TO	BS	PTS	
5/29	MIN	L	18	4	0	3	0	5	5	0	3	1	3	0	11	
6/1	SEA	W	11	2	0	0	0	3	3	1	1	0	0	0	4	
6/5	WAS	L	12	2	0	0	0	0	0	0	3	1	1	0	4	
6/9	SEA	W	17	3	1	2	1	3	4	3	2	0	2	0	16	
6/11	PHX	W	14	1	0	2	0	2	2	1	1	1	1	0	4	
6/15	IND	W	13	0	0	7	0	3	3	0	1	1	1	0	7	
6/19	NY															
6/21	IND															
6/23	CONN															
6/26	WAS															
6/28	SEA															
6/30	LA															
7/2	LV															
7/7	DAL															
7/10	MIN															
7/12	NY															
7/14	DAL															
7/17	ATL															
7/21	IND															
7/30	CONN															
8/3	ATL															
8/7	NY															
8/9	LV															
8/11	LA															
8/16	LA															
8/18	LV															
8/20	ATL															
8/23	WAS															
8/25	PHX															
8/27	MIN															
8/29	DAL															
9/1	PHX															
9/6	CONN															
9/8	WAS															

2019 SEASON AVERAGES											
G	GS	PPG	RPG	APG	SPG	TOPG	BPG	MPG	FG%	3FG%	FT%
6	0	6.5	2.8	0.8	0.7	1.3	0.0	14.5	37.5	16.7	82.4

2018 SEASON AVERAGES											
G	GS	PPG	RPG	APG	SPG	TOPG	BPG	MPG	FG%	3FG%	FT%
33	2	7.1	2.2	0.6	0.3	0.9	0.1	15.9	39.7	37.5	87.5

CAREER HIGHLIGHTS:

Drafted No. 7 overall by the Washington Mystics in the 2016 WNBA Draft

2016 HIGHLIGHTS WITH CHICAGO:

Started in 3 out of 30 games played
 Ranked ninth on team in scoring with 6.2 points per game
 Ranked fourth on team in rebounds with 3.1 per game
 Finished the season first overall in three point field goal percentage (.467) and sixth overall in field goal percentage (.471)

COLLEGE HIGHLIGHTS:

Ranked No. 3 on Rutgers' career points chart behind only future WNBA stars Cappie Pondexter and Sue Wicks.
 Fourth Scarlet Knight woman to top 1,800 career points.

2015-16:

All-Big Ten First Team pick (coaches and media)
 One of 20 named to the Drysdale Award Watch List as nation's top player.
 Scored in double figures in 30 games.

2014-15:

Second Team All-Big Ten (coaches and media) after being Rutgers' leading scorer for second straight season
 Was 7th in Big Ten in scoring. reached double-figure scoring in all but four contests; led Scarlet Knights in scoring in 15 games.

2013-14:

Named WNIT's Most Valuable Player and First Team All-American Athletic Conf. Excelled twice against eventual NCAA champ UConn, putting up 20 and 22-pt. efforts vs. Huskies.

2012-13:

Named to BIG EAST All-Freshman Team. A McDonald's All-America prep player at Philadelphia's Prep Charter, she chose Rutgers in order to be closer to mom, Leticia, who was undergoing treatment for breast cancer

7

Jantel Lavender

F/C

6-4

185

11/12/88

Ohio State

9th Season



2019 Season Highs		Date
PTS	15 at WAS	06/05/2019
FGM	7 at WAS	06/05/2019
FGA	12 at WAS	06/05/2019
3FGM	1 at WAS	06/05/2019
3FGA	2 at WAS	06/05/2019
FTM	2 at MIN	05/29/2019
FTA	2 at MIN	05/29/2019
OR	3 vs. SEA	06/01/2019
DR	4 vs. SEA	06/01/2019
TR	7 vs. SEA	06/01/2019
A	3 vs. SEA	06/01/2019
STL	2 vs. SEA	06/01/2019
BLK		
MIN	32 vs. SEA	06/01/2019

2019 GAME-BY-GAME STATISTICS

Date	OPP	W/L	MIN	FG	3FG	FT	OR	DR	TR	A	PF	STL	TO	BS	PTS
5/29	MIN	L	22	4	0	2	1	2	3	1	3	1	1	0	10
6/1	SEA	W	32	4	0	0	3	4	7	3	1	2	4	0	8
6/5	WAS	L	29	7	1	0	1	4	5	1	0	0	2	0	15
6/9	SEA	W	24	2	0	2	2	5	7	2	1	0	1	0	6
6/11	PHX	W	22	1	0	0	2	2	4	0	4	0	2	0	2
6/15	IND	W	33	3	0	0	2	5	7	2	2	1	0	3	6
6/19	NY														
6/21	IND														
6/23	CONN														
6/26	WAS														
6/28	SEA														
6/30	LA														
7/2	LV														
7/7	DAL														
7/10	MIN														
7/12	NY														
7/14	DAL														
7/17	ATL														
7/21	IND														
7/30	CONN														
8/3	ATL														
8/7	NY														
8/9	LV														
8/11	LA														
8/16	LA														
8/18	LV														
8/20	ATL														
8/23	WAS														
8/25	PHX														
8/27	MIN														
8/29	DAL														
9/1	PHX														
9/6	CONN														
9/8	WAS														

2019 SEASON AVERAGES

G	GS	PPG	RPG	APG	SPG	TOPG	BPG	MPG	FG%	3FG%	FT%
6	5	7.8	5.5	1.5	0.7	1.7	0.5	27.3	43.8	16.7	100

2018 SEASON AVERAGES (Los Angeles Sparks)

G	GS	PPG	RPG	APG	SPG	TOPG	BPG	MPG	FG%	3FG%	FT%
30	7	5.2	3.7	0.7	0.4	1.0	0.2	17.0	42.8	18.8	90.0

WNBA CAREER CAPSULE

WNBA Champion (2016)

WNBA Sixth Woman of the year (2016)

WNBA All-Star (injury replacement player in 2015)

2018 (Los Angeles): Lavender played in 30 games and started seven during the Sparks 2018 regular

season. Lavender missed the first four games due to overseas commitments. Lavender scored a season-high 23 points against the Indiana Fever on 7/20/18.

2017 (Los Angeles): Played 32 games off the bench... Averaged 17.3 mpg, 7.3 ppg, and 3.0 rpg... She

was the fifth leading scorer for the Los Angeles Sparks... Shot 22-26 (84.6%) from the free-throw line...

Scored in double-figures 9 times... Played a season-high 28 minutes vs. Seattle on 7/25... Had a season-high 18 points @ San Antonio on 7/28.

2016 (Los Angeles): Named 2016 WNBA Sixth Woman of the Year... Appeared in all 34 games as a

reserve... Averaged 9.6 ppg, 3.6 rpg and 1.3 apg... Ranked 10th in the league in field goal percentage

(.538) – sixth consecutive season shooting 50 percent or better from the field... Ranked fourth on the

team in scoring, second in field goal percentage and third in rebounding...

Scored in double figures on 17 occasions, including three games of 20 or more points... Tied her career high with 25 points at Connecticut (7/15).

2015 (Los Angeles): Averaged 14.5 points, 8.3 rebounds, 1.8 assists and 1.2 blocked shots in 34 regular

season games played – single-season career-high in each category... Selected as WNBA All-Star injury

replacement player, first All-Star nod in career... Only Sparks player to have played and started in all 34

games this season, a single-season career-high ... Recorded 12 double-doubles – tied with forward

Candace Parker for most in the WNBA this season... Ranked second in minutes played (33.8 mpg)

among league leaders... Ranked fourth in total rebounds (281) and rebounds per game (8.3 rpg) among

league leaders... Ranked fifth in field goal percentage (.525) – fifth consecutive season shooting 50

percent or better from the field... Ranked seventh in blocked shots (1.2 bpg) among

14

Allie Quigley

G


5-10

140

06/20/86

DePaul

11th Season



2019 Season Highs		Date
PTS	25 vs. SEA	06/01/2019
FGM	11 vs. SEA	06/01/2019
FGA	17 vs. SEA	06/01/2019
3FGM	3 vs. SEA	06/01/2019
3FGA	6 vs. SEA	06/01/2019
FTM		
FTA		
OR		
DR	1, 2x (at MIN, vs. SEA)	06/01/2019 (most recent)
TR	1, 2x (at MIN, vs. SEA)	06/01/2019 (most recent)
A	4 vs. SEA	06/01/2019 (most recent)
STL	1, 2x (at MIN, vs. SEA)	06/01/2019 (most recent)
BLK	1 vs. SEA	06/01/2019
MIN	30 vs. SEA	06/01/2019

2019 GAME-BY-GAME STATISTICS

Date	OPP	W/L	MIN	FG	3FG	FT	OR	DR	TR	A	PF	STL	TO	BS	PTS
5/29	MIN	L	26	4	2	0	0	1	1	1	3	1	0	0	10
6/1	SEA	W	30	11	3	0	0	1	1	4	1	1	2	1	25
6/5	WAS	L	25	0	0	0	1	4	5	3	1	1	0	0	0
6/9	SEA	W	27	1	1	1	0	0	0	1	1	0	2	0	4
6/11	PHX	W	30	3	2	0	2	4	6	3	1	0	1	0	8
6/15	IND	W	35	6	4	2	2	1	3	2	3	0	0	0	18
6/19	NY														
6/21	IND														
6/23	CONN														
6/26	WAS														
6/28	SEA														
6/30	LA														
7/2	LV														
7/7	DAL														
7/10	MIN														
7/12	NY														
7/14	DAL														
7/17	ATL														
7/21	IND														
7/30	CONN														
8/3	ATL														
8/7	NY														
8/9	LV														
8/11	LA														
8/16	LA														
8/18	LV														
8/20	ATL														
8/23	WAS														
8/25	PHX														
8/27	MIN														
8/29	DAL														
9/1	PHX														
9/6	CONN														
9/8	WAS														

2019 SEASON AVERAGES

G	GS	PPG	RPG	APG	SPG	TOPG	BPG	MPG	FG%	3FG%	FT%
6	6	10.8	2.7	2.3	0.5	0.8	0.2	29.0	48.1	48.0	100

2018 SEASON AVERAGES

G	GS	PPG	RPG	APG	SPG	TOPG	BPG	MPG	FG%	3FG%	FT%
32	32	15.4	2.4	2.5	0.6	2.0	0.3	29.7	46.6	42.0	85.7

CAREER HIGHLIGHTS

WNBA

2016 - Played 34 games ... Played a season high 30 minutes (2 times) ... Scored a season high 29 points vs. New York Liberty ... Totaled 3 rebounds (3 times) ... Had a season high 6 assists vs. Seattle Storm Had 3 steals (2 times).

2015 - Started seven of 32 games in which she appeared for the Sky ... Averaged 11.1 PPG, good for fourth on the team ... Scored a season high 23 points vs. Atlanta Dream ... Notched 10+ points in 18 games ... Won the Sixth Woman of the Year Award for the second consecutive season.

2014 - Made first career start against the Seattle Storm on 06/10 ... Earned WNBA Eastern Conference Player of the Week honors after scoring 17+ points off the bench in three straight games ... Scored 10+ points a team-high 21 times ... Led the Sky in scoring a team-high nine times ...

2013 - Played in 34 games during first season in Chicago ... Averaged 3.8 points on the year.

COLLEGE

One of just four players in DePaul Blue Demons' history to score over 2,000 points in her career, she averaged a team-leading 19.4 points per game as a senior and is third on the all-time career list with 2,078 points ... for her efforts, she was named to the 2008 All-Big East second team and she was a Big East Academic All-Star.

PERSONAL

She has a sister, Sam, and two brothers, Jake and Ryan...her sister was the second leading scorer (13.1 PPG) for DePaul in 2009-10...her brother Ryan was a pitcher on the baseball team at Saint Xavier University.

15

Gabby Williams

F


5-11

172

09/09/96

Connecticut

2nd Season



2019 Season Highs		Date
PTS	12 at WAS	06/05/2019
FGM	5 at MIN	05/29/2019
FGA	12 at MIN	05/29/2019
3FGM	1 at MIN	05/29/2019
3FGA	3, 2x (at MIN, vs. SEA)	06/01/2019 (most recent)
FTM		
FTA		
OR	1 at MIN	05/29/2019
DR	3 vs. SEA	06/01/2019
TR	3 vs. SEA	06/01/2019
A	4 at MIN	05/29/2019
STL	1 at MIN	05/29/2019
BLK		
MIN	25 at MIN	05/29/2019

Gabby Williams (born September 9, 1996) is a forward for the Chicago Sky. She played college basketball at Connecticut.

2019 GAME-BY-GAME STATISTICS

Date	OPP	W/L	MIN	FG	3FG	FT	OR	DR	TR	A	PF	STL	TO	BS	PTS
5/29	MIN	L	25	5	1	0	1	1	2	4	1	1	2	0	11
6/1	SEA	W	9	0	0	0	0	3	3	2	0	0	0	0	0
6/5	WAS	L	17	5	0	2	3	1	4	1	1	1	1	0	12
6/9	SEA	W	18	2	0	1	0	1	1	2	0	1	1	0	5
6/11	PHX	W	23	3	0	4	1	4	5	2	3	0	3	0	10
6/15	IND	W	8	0	0	1	0	1	1	0	0	0	2	0	1
6/19	NY														
6/21	IND														
6/23	CONN														
6/26	WAS														
6/28	SEA														
6/30	LA														
7/2	LV														
7/7	DAL														
7/10	MIN														
7/12	NY														
7/14	DAL														
7/17	ATL														
7/21	IND														
7/30	CONN														
8/3	ATL														
8/7	NY														
8/9	LV														
8/11	LA														
8/16	LA														
8/18	LV														
8/20	ATL														
8/23	WAS														
8/25	PHX														
8/27	MIN														
8/29	DAL														
9/1	PHX														
9/6	CONN														
9/8	WAS														

2019 SEASON AVERAGES

G	GS	PPG	RPG	APG	SPG	TOPG	BPG	MPG	FG%	3FG%	FT%
6	1	6.5	2.7	1.8	0.5	1.5	0.0	16.8	37.5	9.1	72.7

2018 SEASON AVERAGES

G	GS	PPG	RPG	APG	SPG	TOPG	BPG	MPG	FG%	3FG%	FT%
34	30	7.3	4.3	1.6	1.6	1.1	0.2	23.0	43.2	26.9	78.3

21

Jamiera Faulkner

G

5-6

138

03/09/92

Southern Miss

5th Season



2019 Season Highs		Date
PTS		
FGM		
FGA		
3FGM		
3FGA		
FTM		
FGA		
OR		
DR		
TR		
A		
STL		
BLK		
MIN		

2019 GAME-BY-GAME STATISTICS																
Date	OPP	W/L	MIN	FG	3FG	FT	OR	DR	TR	A	PF	STL	TO	BS	PTS	
5/29	MIN	L	0	0	0	0	0	0	0	0	0	0	0	0	0	
6/1	SEA	W	0	0	0	0	0	0	0	0	0	0	0	0	0	
6/5	WAS	L	0	0	0	0	0	0	0	0	0	0	0	0	0	
6/9	SEA	W	0	0	0	0	0	0	0	0	0	0	0	0	0	
6/11	PHX	W	0	0	0	0	0	0	0	0	0	0	0	0	0	
6/15	IND	W	0	0	0	0	0	0	0	0	0	0	0	0	0	
6/19	NY															
6/21	IND															
6/23	CONN															
6/26	WAS															
6/28	SEA															
6/30	LA															
7/2	LV															
7/7	DAL															
7/10	MIN															
7/12	NY															
7/14	DAL															
7/17	ATL															
7/21	IND															
7/30	CONN															
8/3	ATL															
8/7	NY															
8/9	LV															
8/11	LA															
8/16	LA															
8/18	LV															
8/20	ATL															
8/23	WAS															
8/25	PHX															
8/27	MIN															
8/29	DAL															
9/1	PHX															
9/6	CONN															
9/8	WAS															

2019 SEASON AVERAGES											
G	GS	PPG	RPG	APG	SPG	TOPG	BPG	MPG	FG%	3FG%	FT%
---	---	---	---	---	---	---	---	---	---	---	---

2018 SEASON AVERAGES											
G	GS	PPG	RPG	APG	SPG	TOPG	BPG	MPG	FG%	3FG%	FT%
17	0	7.6	1.4	3.9	0.4	2.0	0.1	21.2	34.3	30.2	75.0

WNBA

2015

Averaged 4.1 points and 1.7 assists per game...improved her 2014 field goal percentage from .362 to .414 in 2015... Sky's average margin of victory was 26.5 points per game when Faulkner scored at least 10 points...recorded 12 points, five assists, three blocks and a career-high seven rebounds in Chicago's 85-57 victory over Washington on 7/15...scored a season-high 16 points in 20 minutes on 8/14 in... notched a career-high six steals in 22 minutes of action against Seattle on 9/6.

2014

Averaged 7.9 points, 3.5 assists and 2 rebounds in 20.4 minutes per game...scored 27 points in her first career WNBA start on 6/1 against Los Angeles...became the first third round draft pick in Sky history to ever make a start...tallied 13 points each in back-to-back games on 7/9 vs. Washington and 7/11 vs. Phoenix...put in 19 points on 7/29 against San Antonio...contributed 14 points and 6 rebounds on 8/10 against Atlanta after receiving her college diploma at halftime

International Career

2015-16:

Traveled to Israel to run the point for Elitzur Maclaren Holon...only WNBA player on team roster for 2015-16 Israel-1 season... led league in scoring with 20.4 points, 6.4 rebounds and 6.4 assists per game ... won consecutive player of the week awards late in the season.

2014-15

Spent off-season playing with PINKK-Pesci in Hungary...led team to A-division quarterfinals...averaged 15.9 points, 4.4 rebounds and 4.4 assists per game.

College Career

Conference USA All-Conference First Team and All-Defensive Team selection...Became the first Southern Miss player to receive the C Spire Gillom Trophy...Southern Miss all-time career steals and assists leader... Finished her career with 2056 points... Averaged 17.7 points, 8.6 assists, and 3.7 rebounds per game as a senior...Set a Southern Miss single-game record and top single-game performance in the nation with 17 assists.

22

Courtney Vandersloot

G

5-8

145

02/08/89

Gonzaga

9th Season



2019 Season Highs		Date
PTS	10 vs. SEA	06/01/2019
FGM	3, 2x (at MIN, vs. SEA)	06/01/2019 (most recent)
FGA	10 at MIN	05/29/2019
3FGM	1 vs. SEA	06/01/2019
3FGA	3 at MIN	05/29/2019
FTM	3 vs. SEA	06/01/2019
FTA	4 vs. SEA	06/01/2019
OR	2 at MIN	05/29/2019
DR	8 vs. SEA	06/01/2019
TR	8 vs. SEA	06/01/2019
A	11 vs. SEA	06/01/2019
STL	3 at MIN	05/29/2019
BLK		
MIN	29 at MIN	05/29/2019

2019 GAME-BY-GAME STATISTICS															
Date	OPP	W/L	MIN	FG	3FG	FT	OR	DR	TR	A	PF	STL	TO	BS	PTS
5/29	MIN	L	29	3	0	0	2	2	4	8	1	3	4	0	6
6/1	SEA	W	34	3	1	3	0	8	8	11	2	2	5	0	10
6/5	WAS	L	27	2	1	0	0	2	2	8	0	1	4	0	5
6/9	SEA	W	30	4	2	1	0	7	7	7	3	2	5	0	11
6/11	PHX	W	31	7	3	0	0	4	4	8	2	1	4	1	17
6/15	IND	W	34	4	1	0	1	4	5	8	4	0	3	0	9
6/19	NY														
6/21	IND														
6/23	CONN														
6/26	WAS														
6/28	SEA														
6/30	LA														
7/2	LV														
7/7	DAL														
7/10	MIN														
7/12	NY														
7/14	DAL														
7/17	ATL														
7/21	IND														
7/30	CONN														
8/3	ATL														
8/7	NY														
8/9	LV														
8/11	LA														
8/16	LA														
8/18	LV														
8/20	ATL														
8/23	WAS														
8/25	PHX														
8/27	MIN														
8/29	DAL														
9/1	PHX														
9/6	CONN														
9/8	WAS														

W2019 SEASON AVERAGES											
G	GS	PPG	RPG	APG	SPG	TOPG	BPG	MPG	FG%	3FG%	FT%
6	6	9.7	5.0	8.3	1.5	4.2	0.2	31.2	36.5	33.3	66.7

2018 SEASON AVERAGES											
G	GS	PPG	RPG	APG	SPG	TOPG	BPG	MPG	FG%	3FG%	FT%
30	30	12.5	3.7	8.6	1.3	3.4	0.5	31.8	48.9	39.8	82.6

WNBA

2016

Courtney started in 21 games out of 30 played...She ranked 4 on the team with averaging 4.7 assists per game...She ranked 7 on the team with 141 assists in total...Courtney ranked 10 on the team with averaging 1.37 steals per game... She played a season high of 36 minutes vs. Connecticut Sun...She scored a season high of 18 points vs. Minnesota Lynx...Courtney had 7 rebounds (2 times)...She contributed a season high of 11 assists vs. Minnesota Lynx...She also had a season high of 5 steals vs. New York Liberty...

2015

Averaged 11.4 points, 5.8 assists and 2.4 rebounds per game...started all 34 games... All-WNBA Second Team...received WNBA Peak Performer Award for leading league in assists...named Eastern Conference Play of the Week during week of August 31st, scored 1,000th career point on 6/19... recorded first double-double of season on 6/30 with 14 points and 10 assists... recorded a season-high 21 points on 8/14 against Seattle...tied her season high in Sky's win against New York on 9/3.

2014

Averaged 6.8 points, 5.6 assists and 2.3 rebounds ... scored 12 points with 8 assists on 5/17 vs. New York...tallied 18 points and 7 assists on 5/21 against Connecticut... recorded 10+ assists in 3 straight games from May 24-May 30...became the Sky's career leader in assists with a 10-assist performance vs. Minnesota on 5/26...set a new Sky record with 13 assists in a single game on 5/30 vs. Connecticut...delivered 17 points and 8 assists on 6/18 against New York...finished the 2014 season with an average of 6.0 assists per game, a new career high.

2013

Averaged 8.6 points, 5.6 assists and 3.2 rebounds per game ... started 33 games... 10 assist performance vs. Atlanta on 8/31 broke her own Sky record for assists in a season with 162...led all WNBA guards in both total blocks (24) and blocks per game ... had 12 games of seven or more assists.

2012

Averaged 8.9 points, 4.6 assists and 2.1 rebounds per game ... started 27 games...157 assists were fourth most in the league...delivered career and franchise high 11 assists at Connecticut on 8/26... Recorded 23 points, five rebounds and four assists at Tulsa on 8/24... made career high five three-pointers on August 24...posted six points, eight assists and a career high seven rebounds in July 6 loss vs. New York.

C H I C A G O S K Y

25Victoria Macaulay

F6-423108/07/90Temple2nd Season



2019 Season Highs			Date
PTS			
FGM			
FGA			
3FGM			
3FGA			
FTM			
FTA			
OR			
DR			
TR			
A			
STL			
BLK			
MIN			

2019 GAME-BY-GAME STATISTICS															
Date	OPP	W/L	MIN	FG	3FG	FT	OR	DR	TR	A	PF	STL	TO	BS	PTS
5/29	MIN	L	-	-	-	-	-	-	-	-	-	-	-	-	-
6/1	SEA	W	-	-	-	-	-	-	-	-	-	-	-	-	-
6/5	WAS	L	-	-	-	-	-	-	-	-	-	-	-	-	-
6/9	SEA	W	-	-	-	-	-	-	-	-	-	-	-	-	-
6/11	PHX	W	-	-	-	-	-	-	-	-	-	-	-	-	-
6/15	IND														
6/19	NY														
6/21	IND														
6/23	CONN														
6/26	WAS														
6/28	SEA														
6/30	LA														
7/2	LV														
7/7	DAL														
7/10	MIN														
7/12	NY														
7/14	DAL														
7/17	ATL														
7/21	IND														
7/30	CONN														
8/3	ATL														
8/7	NY														
8/9	LV														
8/11	LA														
8/16	LA														
8/18	LV														
8/20	ATL														
8/23	WAS														
8/25	PHX														
8/27	MIN														
8/29	DAL														
9/1	PHX														
9/6	CONN														
9/8	WAS														

2019 SEASON AVERAGES											
G	GS	PPG	RPG	APG	SPG	TOPG	BPG	MPG	FG%	3FG%	FT%
-	-	-	-	-	-	-	-	-	-	-	-

2018 SEASON AVERAGES											
G	GS	PPG	RPG	APG	SPG	TOPG	BPG	MPG	FG%	3FG%	FT%
-	-	-	-	-	-	-	-	-	-	-	-

A member of Chicago's training camp roster, Macaulay competed in two preseason games with the Sky, contributing 12 points and two rebounds during the team's May 16 matchup against the Indiana Fever.

After graduating from Temple University in 2013, the 6-foot-4 undrafted rookie played professionally in Italy for Lavezzini Parma.

Her overseas performance earned her an invitation to participate in training camp with the Indiana Fever in 2014, appearing in four preseason competitions with the team before being waived. Macaulay attended training camp with the Connecticut Sun in 2016 and rejoined the Fever's training camp roster ahead of the 2017 season.

Macaulay most recently played in the Turkish Women's Basketball League for Galatasaray in Istanbul, where she is averaging 12.1 points, 7.3 rebounds, 1.1 assists, and 1.2 steals per game. A native of Staten Island, New York, Macaulay has played professionally in France, Poland, Greece, and South Korea, in addition to Turkey and Italy.

31

Stefanie Dolson

C

6-5

231

01/08/92

Connecticut

6th Season



2019 Season Highs		Date
PTS	15 vs. SEA	06/09/2019
FGM	4 at WAS	06/05/2019
FGA	8 vs. SEA	06/01/2019
3FGM	1 at WAS	06/05/2019
3FGA	2 vs. SEA	06/01/2019
FTM	2 at MIN	05/29/2019
FTA	2 at MIN	05/29/2019
OR	2 vs. SEA	06/01/2019
DR	6 at MIN	05/29/2019
TR	7 at MIN	05/29/2019
A	2 vs. SEA	06/01/2019
STL	1 vs. SEA	06/05/2019
BLK	1 vs. SEA	06/01/2019
MIN	27 vs. SEA	06/01/2019

2019 GAME-BY-GAME STATISTICS

Date	OPP	W/L	MIN	FG	3FG	FT	OR	DR	TR	A	PF	STL	TO	BS	PTS
5/29	MIN	L	15	2	0	2	1	6	7	1	3	0	2	0	6
6/1	SEA	W	27	3	0	0	2	4	6	2	2	0	4	1	6
6/5	WAS	L	18	4	1	2	1	4	5	1	2	0	3	0	11
6/9	SEA	W	23	7	1	0	0	5	5	1	4	1	4	1	15
6/11	PHX	W	26	6	2	0	0	6	6	3	4	0	1	1	14
6/15	IND	W	28	2	2	2	4	4	8	3	1	0	0	1	8
6/19	NY														
6/21	IND														
6/23	CONN														
6/26	WAS														
6/28	SEA														
6/30	LA														
7/2	LV														
7/7	DAL														
7/10	MIN														
7/12	NY														
7/14	DAL														
7/17	ATL														
7/21	IND														
7/30	CONN														
8/3	ATL														
8/7	NY														
8/9	LV														
8/11	LA														
8/16	LA														
8/18	LV														
8/20	ATL														
8/23	WAS														
8/25	PHX														
8/27	MIN														
8/29	DAL														
9/1	PHX														
9/6	CONN														
9/8	WAS														

2019 SEASON AVERAGES

G	GS	PPG	RPG	APG	SPG	TOPG	BPG	MPG	FG%	3FG%	FT%
6	6	10.0	6.2	1.8	0.2	2.3	0.7	23.0	60.0	50.0	100

2018 SEASON AVERAGES

G	GS	PPG	RPG	APG	SPG	TOPG	BPG	MPG	FG%	3FG%	FT%
27	25	9.7	4.6	3.0	0.5	1.7	0.8	27.6	46.7	34.6	93.8

CAREER HIGHLIGHTS:

Named to the 2015 All-Star Team as a reserve

2016 HIGHLIGHTS WITH WASHINGTON:

Started in 31 out of 34 games
 Ranked third on the team in scoring with 9.3 points per game
 Ranked second on the team in rebounds with 4.7 per game
 Finished the season fifth in minutes played per game (22.5), fourth in field goal percentage (.495) and ranked first in blocks (1.06) amongst all sophomores

2015 HIGHLIGHTS WITH WASHINGTON:

Started in 33 out of 34 games played
 Ranked third on team in scoring with 10.6 points per game
 Ranked third on the team and first amongst sophomores in rebounds per game, pulling down 5.6 per contest
 Finished fifth in minutes (24.7), tied for first in field goal percentage (.495) and ranked first in blocks (1.06) amongst all sophomores

2014 HIGHLIGHTS WITH WASHINGTON:

Drafted No. 6 overall by the Washington Mystics in the 2014 WNBA Draft
 Played in all 34 games, starting in one
 Averaged 18.4 minutes per game and 6.0 points per game
 Shot .811 from the free throw line, led team with 1.09 blocks per game
 Blocked a career-high four shots in three games, ranking second amongst rookies in the category
 Fourth on team and amongst rookies in rebounds, averaging 4.4 boards per game

OVERSEAS COMPETITION:

2017-18: Napoli, Italy
 2016-17: China
 2015-16: Turkey
 2014-15: Moscow, Russia

32

Cheyenne Parker

F

6-4

193

08/22/92

Middle Tennessee

5th Season



2019 Season Highs		Date
PTS	14 at WAS	06/05/2019
FGM	8 vs. SEA	06/05/2019
FGA	16 vs. SEA	06/05/2019
3FGM	1 vs. SEA	06/05/2019
3FGA	1 vs. SEA	06/05/2019
FTM	6 at IND	06/15/2019
FTA	4 at WAS	06/05/2019
OR	6 vs. SEA	06/05/2019
DR	5 vs. SEA	06/05/2019
TR	11 vs. SEA	06/05/2019
A	1 vs. SEA	06/01/2019
STL	2 vs. SEA	06/05/2019
BLK	3 at MIN	05/29/2019
MIN	23 vs. SEA	06/05/2019

2019 GAME-BY-GAME STATISTICS

Date	OPP	W/L	MIN	FG	3FG	FT	OR	DR	TR	A	PF	STL	TO	BS	PTS
5/29	MIN	L	18	2	0	3	1	3	4	0	1	0	1	3	7
6/1	SEA	W	13	1	0	0	0	4	4	1	4	1	1	0	2
6/5	WAS	L	19	5	0	4	1	3	4	1	1	0	4	3	14
6/9	SEA	W	23	8	1	1	6	5	11	1	3	2	5	0	11
6/11	PHX	W	13	1	0	0	3	7	10	2	1	0	0	1	2
6/15	IND	W	19	4	0	6	3	7	10	0	5	1	2	2	14
6/19	NY														
6/21	IND														
6/23	CONN														
6/26	WAS														
6/28	SEA														
6/30	LA														
7/2	LV														
7/7	DAL														
7/10	MIN														
7/12	NY														
7/14	DAL														
7/17	ATL														
7/21	IND														
7/30	CONN														
8/3	ATL														
8/7	NY														
8/9	LV														
8/11	LA														
8/16	LA														
8/18	LV														
8/20	ATL														
8/23	WAS														
8/25	PHX														
8/27	MIN														
8/29	DAL														
9/1	PHX														
9/6	CONN														
9/8	WAS														

2019 SEASON AVERAGES

G	GS	PPG	RPG	APG	SPG	TOPG	BPG	MPG	FG%	3FG%	FT%
6	0	9.5	7.2	0.8	0.7	1.8	1.7	17.8	42.9	33.3	93.3

2018 SEASON AVERAGES

G	GS	PPG	RPG	APG	SPG	TOPG	BPG	MPG	FG%	3FG%	FT%
34	5	10.0	5.8	0.7	0.5	1.4	1.0	19.7	53.1	31.6	71.3

CAREER HIGHLIGHTS

Drafted fifth overall by the Sky in the 2015 WNBA Draft

2016

Cheyenne started in 7 games out of 25 played...She played a career high of 31 points vs. Seattle Storm...She scored a career high of 15 points vs. Seattle Storm... Cheyenne grabbed a career high of 10 rebounds vs. Seattle Storm...

2015

Made her WNBA debut on June 5 against Indiana and had eight points (career high) and four rebounds in 12 minutes of action... Set a career high in rebounds with seven against Washington on 8/2...Averaged 9.3 minutes per game and played in 30 of 33 games...Averaged 2.2 points and 2.5 rebounds per game over the course of the season.

College

Attended High Point for three years before transferring to Middle Tennessee...Big South All-Freshman Team in 2011...Set High Point and Big South single-season rebounding record (403)...Big South Defensive Player of the Year (2012,2013)... Set Big South single-season blocks record (131)...Became first High Point player to ever record a triple-double...Became first Middle Tennessee player to ever record a triple-double...Set Middle Tennessee record for blocks in a season (88)...Set Middle Tennessee record for blocks in a game (11)

Personal

Born August 2, 1992 in New York City... Daughter of Stanley Parker and Verna Bryant...Brother Kalik played college basketball at SUNY Plattsburgh... Brother Yusef played football for the New York Panthers...Majored in mass communications

33

Katie Lou Samuelson

G/F

6-3

169

06/13/97

Connecticut

Rookie



2019 Season Highs		Date
PTS	4 at MIN	05/29/2019
FGM	1 at MIN	05/29/2019
FGA	1 at MIN	05/29/2019
3FGM		
3FGA		
FTM	2 at MIN	05/29/2019
FTA	2 at MIN	05/29/2019
OR		
DR	1 at MIN	05/29/2019
TR	1 at MIN	05/29/2019
A	2 at MIN	05/29/2019
STL	1 at MIN	05/29/2019
BLK		
MIN	18 at MIN	05/29/2019

2019 GAME-BY-GAME STATISTICS

Date	OPP	W/L	MIN	FG	3FG	FT	OR	DR	TR	A	PF	STL	TO	BS	PTS
5/29	MIN	L	17	1	0	2	0	1	1	2	2	1	1	0	4
6/1	SEA	W	0	0	0	0	0	0	0	0	0	0	0	0	0
6/5	WAS	L	15	0	0	0	0	1	1	1	0	1	0	0	0
6/9	SEA	W	7	1	1	0	0	3	3	0	0	0	0	0	3
6/11	PHX	W	0	0	0	0	0	0	0	0	0	0	0	0	0
6/15	IND	W	0	0	0	0	0	0	0	0	0	0	0	0	0
6/19	NY														
6/21	IND														
6/23	CONN														
6/26	WAS														
6/28	SEA														
6/30	LA														
7/2	LV														
7/7	DAL														
7/10	MIN														
7/12	NY														
7/14	DAL														
7/17	ATL														
7/21	IND														
7/30	CONN														
8/3	ATL														
8/7	NY														
8/9	LV														
8/11	LA														
8/16	LA														
8/18	LV														
8/20	ATL														
8/23	WAS														
8/25	PHX														
8/27	MIN														
8/29	DAL														
9/1	PHX														
9/6	CONN														
9/8	WAS														

2019 SEASON AVERAGES

G	GS	PPG	RPG	APG	SPG	TOPG	BPG	MPG	FG%	3FG%	FT%
3	0	2.3	1.7	1.0	0.7	0.3	0.0	13.3	33.3	20.0	100

2018 SEASON AVERAGES

G	GS	PPG	RPG	APG	SPG	TOPG	BPG	MPG	FG%	3FG%	FT%
---	---	---	---	---	---	---	---	---	---	---	---

Katie Lou Samuelson (born June 13, 1997) is a guard for the Chicago Sky. She played college basketball at University of Connecticut.

45

Astou Ndour

C

6-5

150

08/22/94

Senegal

4th Season



2019 Season Highs			Date
PTS	7 vs. SEA		06/01/2019
FGM	3 vs. SEA		06/01/2019
FGA	3 vs. SEA		06/01/2019
3FGM	1 vs. SEA		06/01/2019
3FGA	1 vs. SEA		06/01/2019
FTM			
FTA			
OR			
DR			
TR			
A			
STL			
BLK			
MIN	8 vs. SEA		06/01/2019

2019 GAME-BY-GAME STATISTICS

Date	OPP	W/L	MIN	FG	3FG	FT	OR	DR	TR	A	PF	STL	TO	BS	PTS
5/29	MIN	L	5	1	0	0	0	0	0	0	2	0	0	0	2
6/1	SEA	W	8	3	1	0	0	0	0	0	0	0	1	0	7
6/5	WAS	L	0	0	0	0	0	0	0	0	0	0	0	0	0
6/9	SEA	W	0	0	0	0	0	0	0	0	0	0	0	0	0
6/11	PHX	W	0	0	0	0	0	0	0	0	0	0	0	0	0
6/15	IND	W	0	0	0	0	0	0	0	0	0	0	0	0	0
6/19	NY														
6/21	IND														
6/23	CONN														
6/26	WAS														
6/28	SEA														
6/30	LA														
7/2	LV														
7/7	DAL														
7/10	MIN														
7/12	NY														
7/14	DAL														
7/17	ATL														
7/21	IND														
7/30	CONN														
8/3	ATL														
8/7	NY														
8/9	LV														
8/11	LA														
8/16	LA														
8/18	LV														
8/20	ATL														
8/23	WAS														
8/25	PHX														
8/27	MIN														
8/29	DAL														
9/1	PHX														
9/6	CONN														
9/8	WAS														

2019 SEASON AVERAGES

G	GS	PPG	RPG	APG	SPG	TOPG	BPG	MPG	FG%	3FG%	FT%
2	0	4.5	0.0	0.0	0.0	0.5	0.0	6.5	100	100	0

2018 SEASON AVERAGES

G	GS	PPG	RPG	APG	SPG	TOPG	BPG	MPG	FG%	3FG%	FT%
22	9	4.6	2.5	0.3	0.2	0.5	0.4	11.6	47.4	31.8	76.9

Astou Ndour (born August 22, 1994) is a center for the Chicago Sky.

Perfumerias Avenida

2015-16 (Spanish): Started all 31 games for the team ... ranked third on her team in scoring with 10 points per game ... led team in rebounds with 6.8 per game ... also led team in blocks with one per game

2015-16 (Euro): Ranked second on her team with 11.3 points per game ... led team in total rebounds with 8.1 per game ... also led team in blocks, averaging just shy of one per game (0.9)

Fenerbahce

2014-15 (Turkey): Ranked fifth on her team in scoring with 8.6 points per game ... tied for fourth on the team in total rebounds per game (4.7) ... had the third best shooting average from the field on the team (54.3 percent) ... also averaged 0.5 steals per game

2014-15 (Euro): Played in 14 games ... led team in three-point shooting, hitting 44.4 percent of her shots from behind the arc ... ranked fifth on her team in field goal shooting percentage (48.4 percent) ... also ranked fifth in points per game (9.6)

San Antonio Stars

2014: Recorded the first three-point field goal of her career vs. Minnesota (8/15) ... Recorded her first career block vs. Indiana (7/26) ... Saw first WNBA action at Minnesota (7/25) ... Drafted 16th overall in the 2014 WNBA Draft by the Stars.

Gran Canaria

2013-14: Finished second on her team in points with 17.3 per game, only trailing Brittany Chambers ... also ranked second on team in minutes played (36.2) ... second on team in field goal percentage, shooting 52 percent ... led team in rebounds and blocks with 13.1 and 1.6 per game, respectively

2012-13: Averaged 14.5 points per game, good for second on the team ... made 52.4 percent of her shots from the field ... averaged 7.6 rebounds per game and 0.7 steals per game ... finished fourth on the team in three-point shooting (31.6 percent)

2011-12 (Spanish): Averaged 9.7 points per game ... finished third on the team in total rebounds (7 per game) ... shot 34.5 percent from behind the arc ... made 75 percent of her free throw shots and averaged 0.5 blocks per game