



GAMENOTES

SEATTLE STORM (2-1) at CHICAGO SKY (0-1)

Saturday, June 1 • 7 p.m. CST

Wintrust Arena • Chicago, Ill.

Regular Season GAME 2 • HOME GAME 1



2019 PRESEASON (0-2)

5/14 INDIANA.....L, 69-58
5/16 at Indiana.....L, 76-65

2019 REGULAR SEASON (0-1)

5/25 at Minnesota.....L, 89, 71
6/1 SEATTLE.....7:00 PM
6/5 at Washington.....6:00 PM
6/9 SEATTLE.....5:00 PM
6/11 PHOENIX7:00 PM
6/15 at Indiana.....6:00 PM
6/19 at New York.....6:00 PM
6/21 INDIANA.....7:00 PM
6/23 CONNECTICUT.....5:00 PM
6/26 WASHINGTON.....11:00 AM
6/28 at Seattle.....9:00 PM
6/30 at Los Angeles.....4:00 PM
7/2 at Las Vegas2:00 PM
7/7 DALLAS.....5:00 PM
7/10 MINNESOTA8:00 PM
7/12 NEW YORK.....7:00 PM
7/14 at Dallas.....3:00 PM
7/17 ATLANTA11:00 AM
7/21 INDIANA5:00 PM
7/30 at Connecticut.....6:00 PM
8/3 at Atlanta.....6:00 PM
8/7 NEW YORK.....7:00 PM
8/9 at Las Vegas9:30 PM
8/11 at Los Angeles.....4:00 PM
8/16 LOS ANGELES7:00 PM
8/18 at Las Vegas5:00 PM
8/20 at Atlanta.....6:00 PM
8/23 WASHINGTON.....7:00 PM
8/25 at Phoenix.....5:00 PM
8/27 at Minnesota7:00 PM
8/29 DALLAS.....7:00 PM
9/1 PHOENIX5:00 PM
9/6 at Connecticut.....6:30 PM
9/8 at Washington.....3:00 PM

All times are CST | Times are subject to change

A live streaming webcast is available for all games on Twitter, WNBA League Pass or FOX Sports GO.

PROBABLE STARTERS

Position	#	Name	Ht	Wt	Notes
Forward	1	Diamond DeShields	6-1	-	Drafted No. 3 overall by the Chicago Sky in the 2018 WNBA draft, DeShields started 33 out of 34 games played last season. She ranked second on the team in points per game (14.4) and rebounds per game (4.9). Diamond scored in double-digits 23 times, and she scored a career high 28 points, which was the highest scoring regulation performance by a rookie in Chicago franchise history.
Forward	15	Gabby Williams	5-11	-	After being drafted No. 4 overall by the Chicago Sky in the 2018 WNBA draft, Williams led the team in steals per game (1.6) and ranked No. 2 in the WNBA last season. She started 28 of 32 games played, was No. 4 on the team in rebounds per game (4.3), scored in double-digits 10 times, and scored a career-high 26 points vs. Phoenix on 6/8
Center	31	Stefanie Dolson	6-5	214	Dolson started 25 of 27 games played last season. She ranked No. 15 in the WNBA and second on the team in blocks per game. Dolson was third on the team for assists per game averaging 3.0 and shot 93.8 percent from the free throw line. She averaged 9.7 points and 4.6 rebounds per game
Guard	14	Allie Quigley	5-10	140	The two-time WNBA All-Star and 3-point champion scored in double-digits 24 times last season. In 10 of those games she scored over 20 points. Quigley led the team in points per game with 15.4. She also led the team in 3-point percentage and ranked No. 7 in the WNBA (42.0%). Allie started in all 32 games played.
Guard	22	Courtney Vandersloot	5-8	145	Vandersloot had a record breaking year last season. She led the WNBA in assists per game with 8.6. Sloot recorded the first triple-double in Chicago Sky history with 13 points, 15 assists, 10 rebounds vs. Dallas on 7/20, and was the seventh player in WNBA history to do so. She moved into the No. 9 spot on the WNBA All-Time Assist leaderboard (1385), dished a career high 15 assists twice this season, and became the first WNBA player to score 20 points and 15 assists in a game vs. Connecticut on 8/10

2019 Regular Season

Overall (Current Streak):

Eastern:

Western:

Overtime:

Record:

0-1

0-0

0-1

0-0

Home:

0-0

0-0

0-0

0-0

Road:

0-1

0-0

0-1

0-0

Recent Transactions

May 23: Victoria Macaulay, Linnae Harper, Hind Ben Abdelkader waived
May 21: Acquire 2020 pick from Minnesota in exchange for Alaina Coates
May 20: Acquire All-Star forward/center Jantel Lavender
May 19: Allazia Blockton waived

Injury Report

Jamierra Faulkner is PROBABLE (knee)

Pronunciation Guide

Kahleah Copper.....Kuh-LEE-ah
Jamierra Faulkner.....jah-MEER-rah

Astou Ndour.....ah-stoo Nuh-doo
Cheyenne Parker.....SHY-ann
Courtney Vandersloot.....VAN-der-SLEWT

CHICAGO SKY BASKETBALL

Last Season By the Numbers | Sky Notes & Milestones

114

Chicago scored a franchise-record 114 points against Dallas to win a high-scoring contest 114-99 on July 20.

50

With her 14 assists against the Wings on August 1, Courtney Vandersloot recorded the most assists over a four-game period with 50 assists. The previous record was 46 assists by Ticha Penicheiro.

29

On July 28, Allie Quigley set the record for most points made in a 3-point contest across the NBA and WNBA with 20 of 25 shots made, amounting to 29 points.

28

Diamond DeShields scored 28 points in the win in Minnesota. That is the most points scored in regulation by a rookie in Chicago franchise history.

20 & 15

Courtney Vandersloot became the first WNBA player to score 20 points and 15 assists in a game in the Sky's win against Connecticut.

10

Courtney Vandersloot moved into the No. 10 spot on the WNBA All-Time Assist leaderboard, and she now has 1368.

7

Courtney Vandersloot is the seventh player in WNBA history to earn a triple-double. She got 15 assists, 13 points, and 10 rebounds in the win against Dallas on July 20.

2

Chicago ranked No. 2 in the league for 3-point percentage. They shot 36.5 percent from beyond the arc last season.

1

Courtney Vandersloot led the league in assists averaging 8.6 assists.

2019 CHICAGO SKY ROSTER

NO	PLAYER	POS	HT	WT	BIRTHDATE	FROM	WNBA YRS	PRONUNCIATION	TWITTER HANDLE
2	Kahleah Copper	G/F	6-1	155	08/28/1994	Rutgers	3	Kuh-LEE-ah	@kahleahcopper
1	Diamond DeShields	G	6-1		03/05/1995	Tennessee	1		@DDDeshields
31	Stefanie Dolson	C	6-5	214	01/08/1992	Connecticut	5		@bigmommastef
21	Jamierra Faulkner	G	5-6	141	03/09/1992	Southern Miss	4	jah-MEER-rah	@The_Comeup21
0	Chloe Jackson	G	5-8	147		Baylor	R		
7	Jantel Lavender	F/C	6-4	185	11/12/1988	Ohio State	8		
45	Astou Ndour	C	6-5	165	08/22/1994	Senegal	3	ah-stoo Nuh-doo	@NdouraStou
32	Cheyenne Parker	F	6-4	190	08/22/1992	Middle Tennessee	4	SHY-ann	@prettyballer42
22	Katie Lou Samuelson	G/F	6-3	169		Connecticut	R		
14	Allie Quigley	G	5-10	140	06/20/1986	DePaul	10		@alliquigley
22	Courtney Vandersloot	G	5-8	145	02/08/1989	Gonzaga	8	VAN-der-SLEWT	@Sloot22
15	Gabby Williams	F	5-11		09/08/1996	Connecticut	1		@gabbywilliams15

GENERAL MANAGER/HEAD COACH: James Wade
 ASSISTANT COACHES: Carla D. Morrow and Bridget Pettis
 STRENGTH & CONDITIONING COACH: Ann Crosby
 PLAYER DEVELOPMENT COACH: Emre Vatansever

LAST SEASON SKY TEAM LEADERS

POINTS

Allie Quigley
15.9 PPG




REBOUNDS

Cheyenne Parker
5.8 RPG



ASSISTS

Courtney Vandersloot
8.6 APG



STEALS

Gabby Williams




BLOCKS

Cheyenne Parker




S P O T T E R ' S C H A R T

0



Chloe Jackson
G

1



Diamond DeShields
G

2



Kahleah Copper
G/F

7



Jantel Lavender
F/C

14



Allie Quigley
G

15




Gabby Williams
F

21




Jamierra Faulkner
G

22



Courtney Vandersloot
G

31




Stefanie Dolson
C

32



Cheyenne Parker
F

33



Katie Lou Samuelson
F

45



Astou Ndour
C



S K Y L I G H T S

SEASON OPENER

The Sky will kick off the season in Minnesota against the Lynx on May 25. The team's home opener is Saturday, June 1 at Wintrust Arena. Chicago will face off against Seattle, the defending champion.

WELCOME COACH WADE

James Wade joins the Chicago Sky as General Manager and Head Coach after spending two seasons as an assistant coach with the Minnesota Lynx under head coach Cheryl Reeve, helping guide the team to a 2017 WNBA Championship title. Wade spent the 2013 WNBA offseason in Russia as an advance scout for UMMC Ekaterinburg, which won the FIBA EuroLeague Women championship that same year. The team won again in 2018 and 2019. Along with Wade, Assistant Coach Carla D. Morrow, Assistant Coach Bridget Pettis, Strength and Conditioning Coach / Operations Director Ann Crosby, and Player Development Coach Emre Vatansever will be the coaching staff for the Sky this season.

MOVING THE BALL

This season, the Sky hope to move the ball while playing with pace and rhythm. Coach Wade said, "We're going to make you have to guard us farther because we'll be able to shoot the ball from multiple positions, so we're going to be attacking closeouts. That's what we want to be known as, an offensive team that you have to guard someone at every position."

ROOKIES

The Chicago drafted Katie Lou Samuelson out of the University of Connecticut with the No. 4 overall selection in the first round of the draft. Samuelson was the AAC Defensive Player of the Year and became 10th player in UConn history to score more than 2,000 points. The Sky also added the Final Four Most Outstanding Player Chloe Jackson out of Baylor with the No. 15 overall pick. Jackson recently led Baylor to the 2019 NCAA Championship over defending champion Notre Dame.

SKY PLAYOFF HISTORY

In 2013, the Chicago Sky faced off against longtime rival Indiana Fever in the Eastern Conference Semifinals. The following year, 2014, the Sky made it into the playoffs as the fourth seed in the Eastern Conference, sporting a 15-19 record. Anything can happen in the playoffs, and the Sky proved that. In the Eastern Conference Semifinals, the Sky knocked out the number one seeded Atlanta Dream 2-1 in a three game series. The Eastern Conference Finals featured a rematch of the previous year's Semifinal with the Sky taking on the Indiana Fever. This time it was the Sky who came out ahead, defeating Indiana 2-1 in a three game series. In the Sky's first ever WNBA Finals appearance they took on the Phoenix Mercury. The streak of playoff appearances continued into 2015 for the Sky. Finishing with a 21-13 record, Chicago came in as the number two seed. Their opponent in the Eastern Conference Semifinals was a familiar one in the Indiana Fever. The Sky made their fourth



JAMES WADE - GENERAL MANAGER AND HEAD COACH

James Wade enters his first season as the GM & Head Coach for the Chicago Sky.

James Wade joins the Chicago Sky as General Manager and Head Coach after spending two seasons as an assistant coach with the Minnesota Lynx under head coach Cheryl Reeve, helping guide the team to a 2017 WNBA Championship title. A native of Memphis, Tenn., Wade played collegiately at Middle Tennessee State, Chattanooga State, and Kennesaw State University, where he graduated in 1998. After college he spent nearly 13 years playing professionally across Europe (2001-2013), including in the United Kingdom, France, Russia, Spain, the Czech Republic and Belgium.

Wade's coaching career began in 2012 when he was tapped to joining Dan Hughes' coaching staff at the San Antonio Stars. By 2013, Wade was promoted to full-time assistant coach, a position he held for four seasons (2013-16). During his tenure in San Antonio, Wade coordinated the team's defense and led individual player development, game planning, video breakdown, and team development.

A dual citizen of France and the United States, Wade spent the 2013 WNBA offseason in Russia as an advance scout for UMMC Ekaterinburg, which won the FIBA EuroLeague Women championship that same year. The team won again in 2018 and 2019. Wade also served as an assistant coach for French team Basket Lattes Montpellier Agglomération (BLMA) for three seasons (2013-16), which went on to claim the national championship for the first time in club history.

Wade is married to former San Antonio guard and national team member Edwige Lawson-Wade. They have one son, James Wade III.





2019 REGULAR SEASON LEADERS

	10+ Points	20+ Points	30+ Points	10+ Rebounds	10+ Assists	Double Doubles
Kahleah Cooper	1					
Diamond DeShields						
Stefanie Dolson						
Jamierra Faulkner						
Chloe Jackson						
Jantel Lavender	1					
Astou Ndour						
Cheyenne Parker						
Allie Quigley	1					
Katie Lou Samuelson						
Courtney Vandersloot						
Gabby Williams	1					



T E A M S T A T I S T I C S

	FGM	FGA	FG%	FTM	FTA	FT%	3PM	3PA	3P%	OFF	DEF	TOT	AST	STL	BLK	PTS
5/29 at MIN			40.0			80.0			23.1	6	23	29	19	11	3	71
6/1 vs. SEA																
6/5 at WAS																
6/9 vs. SEA																
6/11 vs. PHX																
6/15 at IND																
6/19 at NY																
6/21 vs. IND																
6/23 vs. CONN																
6/26 vs. WAS																
6/28 at SEA																
6/30 at LA																
7/2 at LV																
7/7 vs. DAL																
7/10 vs. MIN																
7/12 vs. NY																
7/14 at DAL																
7/17 vs. ATL																
7/21 vs. IND																
7/30 at CONN																
8/3 at ATL																
8/7 vs. NY																
8/9 at LV																
8/11 at LA																
8/16 vs. LA																
8/18 vs. LV																
8/20 at ATL																
8/23 vs. WAS																
8/25 at PHX																
8/27 at MIN																
8/29 vs. DAL																
9/1 vs. PHX																
9/6 at CONN																
9/8 at WAS																
TOTALS																



0

Chloe Jackson

G	5-8	147	08/21/96	Baylor	Rookie
---	-----	-----	----------	--------	--------



2019 Season Highs		Date
PTS	4 at MIN	05/29/2019
FGM	2 at MIN	05/29/2019
FGA	5 at MIN	05/29/2019
3FGM		
3FGA		
FTM		
FTA	2 at MIN	05/29/2019
OR		
DR	1 at MIN	05/29/2019
TR	1 at MIN	05/29/2019
A	2 at MIN	05/29/2019
STL	3 at MIN	05/29/2019
BLK		
MIN	10 at MIN	05/29/2019

[illegible]

2019 SEASON AVERAGES											
G	GS	PPG	RPG	APG	SPG	TOPG	BPG	MPG	FG%	3FG%	FT%
1	0	4.0	1.0	2.0	3.0	1.0	0.0	10.3	40.0	0.0	0.0

[illegible]

1

Diamond DeShields

G/F

6-1

3/5/95

Tennessee

2nd Season



2019 Season Highs		Date
PTS		
FGM		
FGA	7 at MIN	05/29/2019
3FGM		
3FGA	2 at MIN	05/29/2019
FTM		
FTA		
OR		
DR	1 at MIN	05/29/2019
TR	1 at MIN	05/29/2019
A		
STL		
BLK		
MIN	11 at MIN	05/29/2019

2019 GAME-BY-GAME STATISTICS

Date	OPP	W/L	MIN	FG	3FG	FT	OR	DR	TR	A	PF	STL	TO	BS	PTS
5/29	MIN	L	11	0	0	0	0	1	1	0	3	0	0	0	0
6/1	SEA														
	WAS														
	SEA														
	PHX														
	IND														
	NY														
	IND														
	CONN														
	WAS														
	SEA														
	LA														
	LV														
	DAL														
	MIN														
	NY														
	DAL														
	ATL														
	IND														
	CONN														
	ATL														
	NY														
	LV														
	LA														
	LA														
	LV														
	ATL														
	WAS														
	PHX														
	MIN														
	DAL														
	PHX														
	CONN														
	WAS														

2019 SEASON AVERAGES

G	GS	PPG	RPG	APG	SPG	TOPG	BPG	MPG	FG%	3FG%	FT%
1	1	0.0	1.0	0.0	0.0	0.0	0.0	11.1	0.0	0.0	0.0

2018 SEASON AVERAGES

G	GS	PPG	RPG	APG	SPG	TOPG	BPG	MPG	FG%	3FG%	FT%
34	33	14.4	4.9	2.2	1.0	2.0	0.2	28.5	42.5	32.8	83.6

2

Kahleah Copper

G/F

6-1

155

08/28/94

Rutgers

4th Season



2019 Season Highs		Date
PTS	11 at MIN	05/29/2019
FGM	4 at MIN	05/29/2019
FGA	8 at MIN	05/29/2019
3FGM		
3FGA		
FTM	3 at MIN	05/29/2019
FTA	3 at MIN	05/29/2019
OR		
DR	5 at MIN	05/29/2019
TR	5 at MIN	05/29/2019
A		
STL	1 at MIN	05/29/2019
BLK		
MIN	18 at MIN	05/29/2019

2019 GAME-BY-GAME STATISTICS

Date	OPP	W/L	MIN	FG	3FG	FT	OR	DR	TR	A	PF	STL	TO	BS	PTS
5/29	MIN	L	18	4	0	3	0	5	5	0	3	1	3	0	119o
6/1	SEA														
	WAS														
	SEA														
	PHX														
	IND														
	NY														
	IND														
	CONN														
	WAS														
	SEA														
	LA														
	LV														
	DAL														
	MIN														
	NY														
	DAL														
	ATL														
	IND														
	CONN														
	ATL														
	NY														
	LV														
	LA														
	LA														
	LV														
	ATL														
	WAS														
	PHX														
	MIN														
	DAL														
	PHX														
	CONN														
	WAS														

2019 SEASON AVERAGES

G	GS	PPG	RPG	APG	SPG	TOPG	BPG	MPG	FG%	3FG%	FT%
1	0	11.0	5.0	0.0	1.0	3.0	0.0	18.4	50.0	0.0	100

2018 SEASON AVERAGES

G	GS	PPG	RPG	APG	SPG	TOPG	BPG	MPG	FG%	3FG%	FT%
33	2	7.1	2.2	0.6	0.3	0.9	0.1	15.9	39.7	37.5	87.5

7

Jantel Lavender

F/C

6-4

185

11/12/88

Ohio State

9th Season



2019 Season Highs		Date
PTS	10 at MIN	05/29/2019
FGM	4 at MIN	05/29/2019
FGA	8 at MIN	05/29/2019
3FGM		
3FGA		
FTM	2 at MIN	05/29/2019
FTA	2 at MIN	05/29/2019
OR	1 at MIN	05/29/2019
DR	2 at MIN	05/29/2019
TR	3 at MIN	05/29/2019
A	1 at MIN	05/29/2019
STL	1 at MIN	05/29/2019
BLK		
MIN	22 at MIN	05/29/2019

2019 GAME-BY-GAME STATISTICS

Date	OPP	W/L	MIN	FG	3FG	FT	OR	DR	TR	A	PF	STL	TO	BS	PTS
5/29	MIN	L	22	4	0	2	1	2	3	1	3	1	1	0	10
6/1	SEA														
	WAS														
	SEA														
	PHX														
	IND														
	NY														
	IND														
	CONN														
	WAS														
	SEA														
	LA														
	LV														
	DAL														
	MIN														
	NY														
	DAL														
	ATL														
	IND														
	CONN														
	ATL														
	NY														
	LV														
	LA														
	LA														
	LV														
	ATL														
	WAS														
	PHX														
	MIN														
	DAL														
	PHX														
	CONN														
	WAS														

2019 SEASON AVERAGES

G	GS	PPG	RPG	APG	SPG	TOPG	BPG	MPG	FG%	3FG%	FT%
1	0	10.0	3.0	1.0	1.0	1.0	0.0	22.8	50.0	0.0	100

2018 SEASON AVERAGES (Los Angeles Sparks)

G	GS	PPG	RPG	APG	SPG	TOPG	BPG	MPG	FG%	3FG%	FT%
30	7	5.2	3.7	0.7	0.4	1.0	0.2	17.0	42.8	18.8	90.0

14

Allie Quigley

G


5-10

140

06/20/86

DePaul

11th Season



2019 Season Highs		Date
PTS	10 at MIN	05/29/2019
FGM	4 at MIN	05/29/2019
FGA	9 at MIN	05/29/2019
3FGM	2 at MIN	05/29/2019
3FGA	5 at MIN	05/29/2019
FTM		
FTA		
OR		
DR	1 at MIN	05/29/2019
TR	1 at MIN	05/29/2019
A	1 at MIN	05/29/2019
STL	1 at MIN	05/29/2019
BLK		
MIN	26 at MIN	05/29/2019

2019 GAME-BY-GAME STATISTICS

Date	OPP	W/L	MIN	FG	3FG	FT	OR	DR	TR	A	PF	STL	TO	BS	PTS
5/29	MIN	L	26	4	2	0	0	1	1	1	3	1	0	0	10
6/1	SEA														
	WAS														
	SEA														
	PHX														
	IND														
	NY														
	IND														
	CONN														
	WAS														
	SEA														
	LA														
	LV														
	DAL														
	MIN														
	NY														
	DAL														
	ATL														
	IND														
	CONN														
	ATL														
	NY														
	LV														
	LA														
	LA														
	LV														
	ATL														
	WAS														
	PHX														
	MIN														
	DAL														
	PHX														
	CONN														
	WAS														

2019 SEASON AVERAGES

G	GS	PPG	RPG	APG	SPG	TOPG	BPG	MPG	FG%	3FG%	FT%
1	1	10.0	1.0	1.0	1.0	0.0	0.0	26.1	44.4	40.0	0.0

2018 SEASON AVERAGES

G	GS	PPG	RPG	APG	SPG	TOPG	BPG	MPG	FG%	3FG%	FT%
32	32	15.4	2.4	2.5	0.6	2.0	0.3	29.7	46.6	42.0	85.7

15

Gabby Williams

F

5-11

172

09/09/96

Connecticut

2nd Year



2019 Season Highs		Date
PTS	11 at MIN	05/29/2019
FGM	5 at MIN	05/29/2019
FGA	12 at MIN	05/29/2019
3FGM	1 at MIN	05/29/2019
3FGA	3 at MIN	05/29/2019
FTM		
FTA		
OR	1 at MIN	05/29/2019
DR	1 at MIN	05/29/2019
TR	2 at MIN	05/29/2019
A	4 at MIN	05/29/2019
STL	1 at MIN	05/29/2019
BLK		
MIN	25 at MIN	05/29/2019

2019 GAME-BY-GAME STATISTICS

Date	OPP	W/L	MIN	FG	3FG	FT	OR	DR	TR	A	PF	STL	TO	BS	PTS
5/29	MIN	L	25	5	1	0	1	1	2	4	1	1	2	0	11
6/1	SEA														
	WAS														
	SEA														
	PHX														
	IND														
	NY														
	IND														
	CONN														
	WAS														
	SEA														
	LA														
	LV														
	DAL														
	MIN														
	NY														
	DAL														
	ATL														
	IND														
	CONN														
	ATL														
	NY														
	LV														
	LA														
	LA														
	LV														
	ATL														
	WAS														
	PHX														
	MIN														
	DAL														
	PHX														
	CONN														
	WAS														

2019 SEASON AVERAGES

G	GS	PPG	RPG	APG	SPG	TOPG	BPG	MPG	FG%	3FG%	FT%
1	1	11.0	2.0	4.0	1.0	2.0	0.0	25.3	41.7	33.3	0.0

2018 SEASON AVERAGES

G	GS	PPG	RPG	APG	SPG	TOPG	BPG	MPG	FG%	3FG%	FT%
34	30	7.3	4.3	1.6	1.6	1.1	0.2	23.0	43.2	26.9	78.3

21

Jamierra Faulkner

G

5-6

138

03/09/92

Southern Miss

5th Season



2019 Season Highs		Date
PTS		
FGM		
FGA		
3FGM		
3FGA		
FTM		
FGA		
OR		
DR		
TR		
A		
STL		
BLK		
MIN		

2019 GAME-BY-GAME STATISTICS

Date	OPP	W/L	MIN	FG	3FG	FT	OR	DR	TR	A	PF	STL	TO	BS	PTS
5/29	MIN	L	0	0	0	0	0	0	0	0	0	0	0	0	0
6/1	SEA														
	WAS														
	SEA														
	PHX														
	IND														
	NY														
	IND														
	CONN														
	WAS														
	SEA														
	LA														
	LV														
	DAL														
	MIN														
	NY														
	DAL														
	ATL														
	IND														
	CONN														
	ATL														
	NY														
	LV														
	LA														
	LA														
	LV														
	ATL														
	WAS														
	PHX														
	MIN														
	DAL														
	PHX														
	CONN														
	WAS														

2019 SEASON AVERAGES

G	GS	PPG	RPG	APG	SPG	TOPG	BPG	MPG	FG%	3FG%	FT%
---	---	---	---	---	---	---	---	---	---	---	---

2018 SEASON AVERAGES

G	GS	PPG	RPG	APG	SPG	TOPG	BPG	MPG	FG%	3FG%	FT%
17	0	7.6	1.4	3.9	0.4	2.0	0.1	21.2	34.3	30.2	75.0

22

Courtney Vandersloot

G


5-8

145

02/08/89

Gonzaga

9th Season



2019 Season Highs		Date
PTS	6 at MIN	05/29/2019
FGM	3 at MIN	05/29/2019
FGA	10 at MIN	05/29/2019
3FGM		
3FGA	3 at MIN	05/29/2019
FTM		
FTA		
OR	2 at MIN	05/29/2019
DR	2 at MIN	05/29/2019
TR	4 at MIN	05/29/2019
A	8 at MIN	05/29/2019
STL	3 at MIN	05/29/2019
BLK		
MIN	29 at MIN	05/29/2019

2019 GAME-BY-GAME STATISTICS																
Date	OPP	W/L	MIN	FG	3FG	FT	OR	DR	TR	A	PF	STL	TO	BS	PTS	
5/29	MIN	L	29	3	0	0	2	2	4	8	1	3	4	0	6	
	SEA															
	WAS															
	SEA															
	PHX															
	IND															
	NY															
	IND															
	CONN															
	WAS															
	SEA															
	LA															
	LV															
	DAL															
	MIN															
	NY															
	DAL															
	ATL															
	IND															
	CONN															
	ATL															
	NY															
	LV															
	LA															
	LA															
	LV															
	ATL															
	WAS															
	PHX															
	MIN															
	DAL															
	PHX															
	CONN															
	WAS															

2019 SEASON AVERAGES												
G	GS	PPG	RPG	APG	SPG	TOPG	BPG	MPG	FG%	3FG%	FT%	
1	1	6.0	4.0	8.0	3.0	4.0	0.0	29.7	30.0	0.0	0.0	

2018 SEASON AVERAGES												
G	GS	PPG	RPG	APG	SPG	TOPG	BPG	MPG	FG%	3FG%	FT%	
30	30	12.5	3.7	8.6	1.3	3.4	0.5	31.8	48.9	39.8	82.6	

31

Stefanie Dolson

C

6-5

231

01/08/92

Connecticut

6th Season



2019 Season Highs		Date
PTS	6 at MIN	05/29/2019
FGM	2 at MIN	05/29/2019
FGA	3 at MIN	05/29/2019
3FGM		
3FGA		
FTM	2 at MIN	05/29/2019
FTA	2 at MIN	05/29/2019
OR	1 at MIN	05/29/2019
DR	6 at MIN	05/29/2019
TR	7 at MIN	05/29/2019
A	1 at MIN	05/29/2019
STL		
BLK		
MIN	15 at MIN	05/29/2019

2019 GAME-BY-GAME STATISTICS

Date	OPP	W/L	MIN	FG	3FG	FT	OR	DR	TR	A	PF	STL	TO	BS	PTS
5/29	MIN	L	15	2	0	2	1	6	7	1	3	0	2	0	6
6/1	SEA														
	WAS														
	SEA														
	PHX														
	IND														
	NY														
	IND														
	CONN														
	WAS														
	SEA														
	LA														
	LV														
	DAL														
	MIN														
	NY														
	DAL														
	ATL														
	IND														
	CONN														
	ATL														
	NY														
	LV														
	LA														
	LA														
	LV														
	ATL														
	WAS														
	PHX														
	MIN														
	DAL														
	PHX														
	CONN														
	WAS														

2019 SEASON AVERAGES

G	GS	PPG	RPG	APG	SPG	TOPG	BPG	MPG	FG%	3FG%	FT%
1	1	6.0	7.0	1.0	0.0	2.0	0.0	15.1	66.7	0.0	100

2018 SEASON AVERAGES

G	GS	PPG	RPG	APG	SPG	TOPG	BPG	MPG	FG%	3FG%	FT%
27	25	9.7	4.6	3.0	0.5	1.7	0.8	27.6	46.7	34.6	93.8

32

Cheyenne Parker

F

6-4

193

08/22/92

Middle Tennessee

5th Season



2019 Season Highs		Date
PTS	7 at MIN	05/29/2019
FGM	2 at MIN	05/29/2019
FGA	6 at MIN	05/29/2019
3FGM		
3FGA		
FTM	3 at MIN	05/29/2019
FTA	4 at MIN	05/29/2019
OR	1 at MIN	05/29/2019
DR	3 at MIN	05/29/2019
TR	4 at MIN	05/29/2019
A		
STL		
BLK	3 at MIN	05/29/2019
MIN	18 at MIN	05/29/2019

2019 GAME-BY-GAME STATISTICS

Date	OPP	W/L	MIN	FG	3FG	FT	OR	DR	TR	A	PF	STL	TO	BS	PTS
5/29	MIN	L	18	2	0	3	1	3	4	0	1	0	1	3	7
6/1	SEA														
	WAS														
	SEA														
	PHX														
	IND														
	NY														
	IND														
	CONN														
	WAS														
	SEA														
	LA														
	LV														
	DAL														
	MIN														
	NY														
	DAL														
	ATL														
	IND														
	CONN														
	ATL														
	NY														
	LV														
	LA														
	LA														
	LV														
	ATL														
	WAS														
	PHX														
	MIN														
	DAL														
	PHX														
	CONN														
	WAS														

2019 SEASON AVERAGES

G	GS	PPG	RPG	APG	SPG	TOPG	BPG	MPG	FG%	3FG%	FT%
1	0	7.0	4.0	0.0	0.0	1.0	3.0	18.7	33.3	0.0	75.0

2018 SEASON AVERAGES

G	GS	PPG	RPG	APG	SPG	TOPG	BPG	MPG	FG%	3FG%	FT%
34	5	10.0	5.8	0.7	0.5	1.4	1.0	19.7	53.1	31.6	71.3

[illegible]

45

Astou Ndour

C

6-5

150

08/22/94

Senegal

4th Season



2019 Season Highs		Date
PTS	2 at MIN	05/29/2019
FGM	1 at MIN	05/29/2019
FGA	1 at MIN	05/29/2019
3FGM		
3FGA		
FTM		
FTA		
OR		
DR		
TR		
A		
STL		
BLK		
MIN	5 at MIN	05/29/2019

2019 GAME-BY-GAME STATISTICS

Date	OPP	W/L	MIN	FG	3FG	FT	OR	DR	TR	A	PF	STL	TO	BS	PTS
5/29	MIN	L	5	1	0	0	0	0	0	0	2	0	0	0	2
6/1	SEA														
	WAS														
	SEA														
	PHX														
	IND														
	NY														
	IND														
	CONN														
	WAS														
	SEA														
	LA														
	LV														
	DAL														
	MIN														
	NY														
	DAL														
	ATL														
	IND														
	CONN														
	ATL														
	NY														
	LV														
	LA														
	LA														
	LV														
	ATL														
	WAS														
	PHX														
	MIN														
	DAL														
	PHX														
	CONN														
	WAS														

2019 SEASON AVERAGES

G	GS	PPG	RPG	APG	SPG	TOPG	BPG	MPG	FG%	3FG%	FT%
1	0	2.0	0.0	0.0	0.0	0.0	0.0	5.0	100	0	0

2018 SEASON AVERAGES

G	GS	PPG	RPG	APG	SPG	TOPG	BPG	MPG	FG%	3FG%	FT%
22	9	4.6	2.5	0.3	0.2	0.5	0.4	11.6	47.4	31.8	76.9