



2026 SEATTLE STORM GAME NOTES

SEATTLE STORM (3-7) vs PHOENIX MERCURY (2-8)

Game #11 • Wednesday, June 3, 2026 • 7 p.m. PT • Climate Pledge Arena • Seattle (WA) • TV - USA Network, CW Seattle • STREAM - Prime (WA only)

SCHEDULE & RESULTS

DATE	OPPONENT	TIME (PT)	TV	SCORE
5/8	GOLDEN STATE	7:00 PM	ION	L, 80-91
5/10	at Connecticut	10:00 AM	CW	W, 89-82
5/13	at Toronto	4:00 PM	CW	L, 73-86
5/17	at Indiana	3:00 PM	PEACOCK/CW	L, 78-89
5/20	CONNECTICUT	7:00 PM	CW	L, 78-80
5/22	CONNECTICUT	7:00 PM	ION	W, 77-59
5/24	WASHINGTON	3:00 PM	KOMO/CW	W, 97-85
5/27	WASHINGTON	7:00 PM	CW	L, 64-78
5/30	at Toronto	10:00 AM	KOMO/CW	L, 72-93
6/1	at Dallas	5:00 PM	USA/CW	L, 56-79
6/3	PHOENIX	7:00 PM	USA/CW	
6/6	at Minnesota	10:00 AM	ABC	
6/8	at Las Vegas	7:00 PM	USA/CW	
6/10	LOS ANGELES	7:00 PM	USA/CW	
6/12	GOLDEN STATE	7:00 PM	ION	
6/17	at Portland	7:00 PM	CW	
6/20	at Phoenix	12:00 PM	ABC	
6/22	DALLAS	7:00 PM	CW	
6/25	NEW YORK	7:00 PM	CW	
6/27	ATLANTA	6:00 PM	KOMO/CW	
7/2	at Phoenix	7:00 PM	CW	
7/4	PORTLAND	6:00 PM	KOMO/CW	
7/6	at Los Angeles	7:00 PM	USA/CW	
7/9	at Atlanta	5:00 PM	PRIME	
7/12	at Washington	12:00 PM	KOMO/CW	
7/15	at Chicago	9:00 AM	CW	
7/17	at Indiana	4:30 PM	ION	
7/20	MINNESOTA	7:00 PM	USA/CW	
7/22	MINNESOTA	12:00 PM	CW	
ALL-STAR BREAK				
7/28	INDIANA	6:30 PM	ESPN	
7/31	at Atlanta	4:30 PM	ION	
8/3	at New York	4:00 PM	PEACOCK/CW	
8/5	at New York	4:00 PM	USA/CW	
8/8	at Portland	5:30 PM	NBTV/KOMO	
8/10	CHICAGO	7:00 PM	USA/CW	
8/14	PORTLAND	7:00 PM	ION	
8/16	CHICAGO	2:00 PM	KOMO/CW	
8/23	at Dallas	1:00 PM	NBTV	
8/26	TORONTO	7:00 PM	USA	
8/30	LOS ANGELES	2:00 PM	NBTV/KOMO	
FIBA BREAK				
9/17	LAS VEGAS	7:00 PM	USA/CW	
9/19	at Golden State	6:00 PM	PRIME	
9/20	at Las Vegas	6:00 PM	USA/CW	
9/23	DALLAS	7:00 PM	USA/CW	

All times listed in Pacific Standard Time
© - Commissioner's Cup Game
USA - USA Network
Home Games (in bold) played at Climate Pledge Arena (Seattle, WA)

MEDIA CONTACTS

Sarah Alamshaw (she/her)
Vice President, Public Relations
salamshaw@stormbasketball.com

Kristen Henneman (she/her)
Director, Basketball Communications
kheneman@stormbasketball.com

Michaela Scheinin (she/her)
Coordinator, Communications
mscheinin@stormbasketball.com

Follow @SeattleStorm PR on 'X' for Stats and Info

STORM WATCH

- Seattle opens its three-game season series against Phoenix with the lone home matchup. The Storm have won the last four Commissioner's Cup games against the Mercury.
- In its last outing in Dallas, the Storm held the Wings to just 35.8% shooting from the field. Offensively, **Flau'jae Johnson** led Seattle with 16 points and 10 rebounds, marking the first double-double for a Seattle player this season. **Awa Fam** added eight points and set new career highs for rebounds (7), steals (4) and minutes (31).
- Against the Wings, **Flau'jae Johnson** became the fastest guard in Storm history to 15 blocks and just the second rookie guard in WNBA history to reach 15 blocks in 10 games, joining Elena Delle Donne. She also became the first rookie guard in league history, and just the ninth rookie overall, to achieve 15 blocks and 9 steals through the first 10 games.
- Flau'jae Johnson, Dominique Malonga** and A'ja Wilson are the only three players this season averaging 10+ points, 5+ rebounds and 1.5+ blocks.
- Seattle ranks in the top five in opponent points per game (82.2), second in opponent field goal percentage (41.5%) and third in opponent three-point percentage (30.6%). The Storm are the only team in the WNBA with two players ranked in the top 10 in blocks as **Flau'jae Johnson** and **Stefanie Dolson** have totaled 15 and 12, respectively.
- Commissioner's Cup Donation Tracker (King County Library System): \$1,000

PROJECTED STARTERS

G	#2 NATISHA HIEDEMAN	5-8	MARQUETTE	8TH SEASON
2026 Stats - G/GS	10/10	PTS 13.3	REB 1.9	AST 3.9
LAST GAME - 6/1 vs DAL	PTS 11	REB 2	AST 2	STL 0
			STL 0	BLK 0
			F6% 42.3	MIN 26.3
			F6% 33.3	MIN 26

- Ranks sixth in the WNBA in free throw percentage (92.0%).
- Leads the Storm in total points (133) and is tied for first in assists per game (3.9).

G	#4 FLAU'JAE JOHNSON	5-10	LSU	ROOKIE
2026 Stats - G/GS	10/10	PTS 11.9	REB 5.1	AST 1.7
LAST GAME - 6/1 vs DAL	PTS 16	REB 10	AST 1	STL 1
			STL 1	BLK 1
			F6% 31.2	MIN 26.2
			F6% 33.3	MIN 25

- Became the second rookie this season to record a double-double, notching a team-high 16 points and 10 rebounds against Dallas on June 1.
- Became the third Storm rookie to record 15 blocks in 10 games (alongside Breanna Stewart and Lauren Jackson).

F	#23 JORDAN HORSTON	6-2	TENNESSEE	3RD SEASON
2026 Stats - G/GS	10/10	PTS 4.1	REB 3.6	AST 1.1
LAST GAME - 6/1 vs DAL	PTS 2	REB 6	AST 1	STL 0
			STL 0	BLK 4
			F6% 31.4	MIN 18.9
			F6% 14.3	MIN 27

- Tied her career high with four blocks in the June 1 matchup against Dallas.
- Leads the team in steals with 12 so far this season.

F	#40 MACKENZIE HOLMES	6-3	INDIANA	2ND SEASON
2026 Stats - G/GS	10/0	PTS 4.9	REB 4.8	AST 0.8
LAST GAME - 6/1 vs DAL	PTS 2	REB 1	AST 2	STL 0
			STL 0	BLK 0
			F6% 58.1	MIN 15.6
			F6% 50.0	MIN 14

- Led the team in +/- against Dallas (+6).
- Ranks first on the team in total offensive rebounds (15).

C	#31 STEFANIE DOLSON	6-5	CONNECTICUT	13TH SEASON
2026 Stats - G/GS	10/10	PTS 6.7	REB 3.6	AST 1.6
LAST GAME - 6/1 vs DAL	PTS 2	REB 2	AST 0	STL 0
			STL 0	BLK 2
			F6% 50.0	MIN 24.1
			F6% 25.0	MIN 20

- Tied her season high with two blocks against Dallas on June 1.
- Tied for sixth in the WNBA in total blocks with 12.

STORM RESERVES (2026 SEASON STATS)

NO	NAME	MIN	PTS	RB	AST	STL	BLK	FG%
3	Taylor Thierry	6.8	3.0	1.5	0.0	0.0	0.0	50.0
5	Jade Melbourne	24.8	10.0	2.1	3.9	1.0	0.3	44.8
7	Zia Cooke	17.9	9.4	2.4	1.4	0.4	0.0	33.7
8	Lexie Brown	14.8	3.8	1.3	1.1	0.5	0.1	46.2
11	Awa Fam	23.2	7.8	4.8	0.3	1.3	0.3	40.6
13	Ezi Magbegor	0.0	0.0	0.0	0.0	0.0	0.0	00.0
14	Dominique Malonga	26.6	16.0	7.3	0.3	1.0	2.0	47.5
22	Taina Mair	3.2	0.0	0.0	1.0	0.0	0.0	0.0
24	Joyner Holmes	14.7	2.0	5.0	1.0	0.0	3.0	25.0
33	Katie Lou Samuelson	15.6	4.8	2.3	1.5	0.8	0.0	50.0

2026 STORM RECORDS

	RECORD	HOME	ROAD
OVERALL	3-7	2-3	1-4
WESTERN CONF.	0-2	0-1	0-1
EASTERN CONF.	3-5	2-2	1-3

GAME STATUS REPORT

Ezi Magbegor - OUT, Right Foot
Dominique Malonga - OUT, Concussion
Taina Mair - OUT, Coach's Decision
Taylor Thierry - OUT, Coach's Decision



NO.	PLAYER	POS.	HT.	BIRTHDATE	COLLEGE	HOME COUNTRY	HOMETOWN	WNBA EXP.
2	Natisha Hiedeman	G	5-8	02/10/1997	Marquette	United States	Green Bay, Wisconsin	8
3	Taylor Thierry*	G/F	6-1	01/08/2003	Ohio State	United States	Cleveland, Ohio	2
4	Flau'jae Johnson	G	5-10	11/03/2003	Louisiana State	United States	Savannah, Georgia	R
5	Jade Melbourne	G	5-10	08/18/2002	N/A	Australia	Melbourne, Australia	4
7	Zia Cooke	G	5-9	01/09/2001	South Carolina	United States	Toledo, Ohio	4
8	Lexie Brown	G	5-9	10/27/1994	Duke	United States	Boston, Massachusetts	9
11	Awa Fam	C	6-4	06/17/2006	N/A	Spain	Alicante, Spain	R
13	Ezi Magbegor	F/C	6-6	08/13/1999	N/A	Australia	Melbourne, Australia	7
14	Dominique Malonga	C	6-6	11/16/2005	N/A	France	Yaounde, Cameroon	2
22	Taina Mair*	G	5-9	11/20/2003	Duke	United States	Boston, Massachusetts	R
23	Jordan Horston	G/F	6-2	05/21/2001	Tennessee	United States	Columbus, Ohio	3
24	Joyner Holmes	F	6-3	02/22/1998	Texas	United States	Dallas, Texas	6
31	Stefanie Dolson	C	6-5	01/08/1992	Connecticut	United States	Port Jervis, N.Y.	13
33	Katie Lou Samuelson	G	6-3	06/13/1997	Connecticut	United States	Fullerton, California	6
54	Mackenzie Holmes	F	6-3	11/01/2000	Indiana	United States	Gorham, Maine	2

Developmental*

STAFF

COACHING STAFF

Head Coach: Sonia Raman (1st Season)

Assistant Coaches: Natalie Achonwa, Jarell Christian, Michael Joiner

SUPPORT STAFF

Director of Medical: Theresa Swanson

Director of Performance: Emily Blurton

Athletic Trainer: Laura Mancuso

PRONUNCIATION GUIDE

Natisha Hiedeman (neh-TEE-sheh HI-deh-men); **Taylor Thierry** (THEORY); **Flau'jae Johnson** (flaw-zhae); **Jade Melbourne** (mel-bin); **Zia Cooke** (zy-uh cook); **Awa Fam** (ah-wa fom); **Ezi Magbegor** (eh-zee); **Dominique Malonga** (Muh-LONG-ah); **Taina Mair** (tie-EE-nuh mare)

Sonia Raman: s-own-yah raw-men



2026 SEATTLE STORM REGULAR SEASON STATISTICS

PLAYER	GP-GS	MIN	MPG	FG-ATT	FG%	3FG-ATT	3FG%	FT-FTA	FT%	OFF	DEF	TOT/AVG	AST	APG	PF-D	STL	SPG	TO	BLK	BPG	PTS	AVG
Hiedeman	10-10	263	26.3	47-111	.423	16-49	.327	23-25	.920	0	19	19/1.9	39	3.9	23-17	5	0.50	20	1	0.10	133	13.3
Johnson	10-10	262	26.2	34-109	.312	11-44	.250	40-47	.851	9	42	51/5.1	17	1.7	26-35	9	0.90	22	15	1.50	119	11.9
Melbourne	10-7	248	24.8	30-67	.448	6-18	.333	34-43	.791	4	17	21/2.1	39	3.9	31-35	10	1.00	20	3	0.30	100	10.0
Cooke	10-0	179	17.9	31-92	.337	10-34	.294	22-27	.815	8	16	24/2.4	14	1.4	13-21	4	0.40	17	0	0.00	94	9.4
Dolson	10-10	241	24.1	21-42	.500	7-19	.368	18-20	.900	6	30	36/3.6	16	1.6	35-28	5	0.50	12	12	1.20	67	6.7
Holmes	10-0	156	15.6	18-31	.581	4-6	.667	9-11	.818	15	33	48/4.8	8	0.8	25-16	9	0.90	9	4	0.40	49	4.9
Malonga	3-3	80	26.6	19-40	.475	2-5	.400	8-15	.533	5	17	22/7.3	1	0.3	8-11	3	1.00	6	6	2.00	48	16.0
Horston	10-10	189	18.9	16-51	.314	2-15	.133	7-8	.875	7	29	36/3.6	11	1.1	14-6	12	1.20	14	7	0.70	41	4.1
Brown	10-0	148	14.8	12-26	.462	9-20	.450	5-6	.833	1	12	13/1.3	11	1.1	13-10	5	0.50	10	1	0.10	38	3.8
Fam	4-0	93	23.2	13-32	.406	0-5	.000	5-7	.714	8	11	19/4.8	1	0.3	13-8	5	1.25	7	1	0.25	31	7.8
Samuelson	4-0	62	15.6	6-12	.500	4-10	.400	3-7	.429	0	9	9/2.3	6	1.5	2-9	3	0.75	3	0	0.00	19	4.8
VanSlooten	4-0	48	11.9	5-8	.625	2-3	.667	5-8	.625	1	5	6/1.5	3	0.8	2-7	4	1.00	1	3	0.75	17	4.3
Thierry	2-0	14	6.8	2-4	.500	2-3	.667	0-0	.000	2	1	3/1.5	0	0.0	5-0	0	0.00	0	0	0.00	6	3.0
Holmes	1-0	15	14.7	1-4	.250	0-1	.000	0-0	.000	1	4	5/5.0	1	1.0	1-0	0	0.00	2	3	3.00	2	2.0
Magbegor	0-0	0	0.0	0-0	.000	0-0	.000	0-0	.000	0	0	0/0.0	0	0.0	0-0	0	0.00	0	0	0.00	0	0.0
Mair	1-0	3	3.2	0-1	.000	0-0	.000	0-0	.000	0	0	0/0.0	1	1.0	0-1	0	0.00	0	0	0.00	0	0.0
STORM	10	1,992	199.2	255-630	.405	75-232	.323	179-224	.799	67	245	312/31.2	168	16.8	211-204	74	7.40	143	56	5.60	764	76.4
OPPONENTS	10	1,992	199.2	282-680	.415	74-242	.306	184-229	.803	101	265	366/36.6	178	17.8	204-211	79	7.90	122	33	3.30	822	82.2

2026 PHOENIX MERCURY REGULAR SEASON STATISTICS

PLAYER	GP-GS	MIN	MPG	FG-ATT	FG%	3FG-ATT	3FG%	FT-FTA	FT%	OFF	DEF	TOT/AVG	AST	APG	PF-D	STL	SPG	TO	BLK	BPG	PTS	AVG
Copper	10-10	333	33.3	57-169	.337	12-63	.190	58-72	.806	2	23	25/2.5	20	2.0	21-60	8	0.80	29	1	0.10	184	18.4
Thomas	10-10	331	33.1	53-108	.491	0-0	.000	50-68	.735	16	52	68/6.8	78	7.8	27-50	18	1.80	34	2	0.20	156	15.6
Nogić	10-6	219	21.9	36-84	.429	27-53	.509	29-32	.906	6	4	10/1.0	15	1.5	27-24	6	0.60	19	0	0.00	128	12.8
Mack	10-10	250	25.0	39-57	.684	1-2	.500	13-16	.813	31	54	85/8.5	13	1.3	26-15	10	1.00	9	14	1.40	92	9.2
Bonner	10-6	254	25.4	27-77	.351	6-36	.167	16-16	1.000	8	42	50/5.0	10	1.0	18-26	8	0.80	9	6	0.60	76	7.6
Brochant	10-4	193	19.3	17-43	.395	9-26	.346	3-3	1.000	6	17	23/2.3	5	0.5	14-10	5	0.50	5	4	0.40	46	4.6
Linskens	9-0	99	11.0	13-30	.433	5-15	.333	7-9	.778	8	14	22/2.4	5	0.6	14-6	7	0.78	4	6	0.67	38	4.2
Williams	8-0	105	13.1	12-33	.364	9-25	.360	5-5	1.000	0	3	3/0.4	4	0.5	10-3	4	0.50	6	1	0.13	38	4.8
Akoa Makani	3-3	72	24.0	8-19	.421	5-11	.455	11-12	.917	0	5	5/1.7	12	4.0	10-8	5	1.67	6	0	0.00	32	10.7
Ayayi	7-1	71	10.2	5-18	.278	2-6	.333	8-13	.615	2	11	13/1.9	10	1.4	12-16	3	0.43	5	0	0.00	20	2.9
Carter	4-0	28	7.1	2-6	.333	0-2	.000	4-5	.800	0	2	2/0.5	3	0.8	1-3	1	0.25	0	0	0.00	8	2.0
Suárez	2-0	19	9.6	2-4	.500	2-4	.500	0-0	.000	0	4	4/2.0	0	0.0	6-0	1	0.50	0	0	0.00	6	3.0
Held	1-0	15	14.6	1-3	.333	1-2	.500	2-2	1.000	0	0	0/0.0	0	0.0	1-1	0	0.00	0	0	0.00	5	5.0
Maley	2-0	6	3.0	0-2	.000	0-0	.000	1-2	.500	0	2	2/1.0	0	0.0	1-2	0	0.00	0	0	0.00	1	0.5
Williams	1-0	6	5.8	0-1	.000	0-0	.000	0-0	.000	0	0	0/0.0	2	2.0	0-0	0	0.00	0	1	1.00	0	0.0
MERCURY	10	1,992	199.2	272-654	.416	79-245	.322	207-255	.812	79	233	312/31.2	177	17.7	188-224	76	7.60	126	35	3.50	830	83.0
OPPONENTS	10	1,992	199.2	316-672	.470	103-259	.398	144-181	.796	75	271	346/34.6	204	20.4	224-188	70	7.00	132	44	4.40	879	87.9



NOTES, STATS & TRENDS

PHOENIX VISITS SEATTLE

The Storm and Mercury play three times this season. The series starts at Climate Pledge Arena on June 3, followed by two on the road on June 20 and July 2. The two teams currently rank next to one another in the Western Conference standings, with the Storm having a one-game advantage on their record. The Storm is 56-38 all-time versus the Mercury and split the 2025 series 2-2. Seattle and Phoenix have faced off during five previous Commissioner's Cup campaigns, with the Storm winning five of the eight Cup games.

LAST GAME VS DALLAS

The June 1 matchup against Dallas marked Seattle's first game of Commissioner's Cup play. In the first quarter, the Storm's defense held the Wings to just 1-for-8 shooting from beyond the arc, and Seattle converted four Dallas turnovers into four points. The second quarter was led by **Natisha Hiedeman**, who tallied nine points on 60% (3-for-5) shooting from the field. The Storm finished the second frame shooting 45.5% (5-for-11) from the field and recorded 10 points in the paint in the first half. Seattle shot 50% from the three-point line during the third quarter, and the Storm bench was responsible for 58.3% of the quarter's scoring production. Rookie **Flau'jae Johnson** powered the fourth quarter, tallying 12 points on 60% (3-for-5) shooting from the field in eight minutes of playing time. Seattle shot 40% (2-for-5) from beyond the arc and sunk five free throws in the fourth quarter, but ultimately, Dallas secured the 79-56 win. Seattle held Dallas to just 35.8% shooting from the field, the team's lowest field goal percentage of the season thus far. The Wings' 20% shooting from beyond the arc is their second lowest three-point percentage this season.

COMMISSIONER'S CUP HISTORY

The Storm won the inaugural Commissioner's Cup in 2021 and are 26-16 all-time in Cup play. **Ezi Magbegor** and **Katie Lou Samuelson** were both members of the 2021 championship team. Magbegor contributed six points, three rebounds, two steals and one block, while Samuelson added two points, two rebounds and a steal during the championship game on August 12, 2021. Seattle will face all seven of its Western Conference opponents from June 1-17 and the team with the best Cup-play record in the conference will face off against the Eastern Conference leader on June 30.

DOUBLE-DIGIT T

Natisha Hiedeman is averaging 13.3 points per game, the highest in her career and the first time she has averaged double-digit scoring in her eight years in the league. She is currently shooting 92% from the free throw line, which ranks sixth in the league and is a career high. During the May 30 contest against Toronto, Hiedeman led the Storm with 18 points on 7-for-12 shooting. She knocked down three triples, including the 300th of her career, and dished out a season-high seven assists. On May 24 against Washington, she recorded 24 points, tying her career high, as she shot 7-for-12 from the field, including 4-for-6 from beyond the arc. Hiedeman tallied her fourth double-digit game during the May 22 contest against Connecticut, finishing with 11 points and six assists, which connected for an additional 14 points.

THE 4CAST LOOKS BRIGHT

Flau'jae Johnson is averaging 1.5 blocks per game, which is tied for fourth in the league per HoopsOMG, and she leads all guards and rookies in swats per game. She's also ranked third in the WNBA in total blocks, as she has racked up 15 in just 10 games. Johnson ranks first amongst rookies in total rebounds (51) and second in free throws made (40). On June 1, she became the only rookie guard in league history, and just the ninth rookie overall, to record 15 blocks and nine steals through the first 10 games of their career. On May 20, Johnson tallied her seventh block of the season, becoming just the third Storm rookie to record seven or more blocks in the first five games of the season (Lauren Jackson, Breanna Stewart).

MELBOURNE MAKING HER MARK

Jade Melbourne is tied for 14th in the league in free throws made as she's banked 34 so far this season, and her 10.0 points per game is a career high. The Aussie has started in the last seven Storm outings and is averaging a career-high 24.8 minutes of play per game. Melbourne is also tallying career-highs in field goal percentage (44.8%), free throws made per game (3.4), assists per game (3.9) and steals per game (1.0).

STORM DEFENSE HEATS UP

The Storm's defense continues to show up in key moments. Seattle is holding its opponents to just 41.5% shooting from the field, which ranks second in the league in opponent field goal percentage. The Storm's 30.6% opponent three-point percentage is ranked third in the league as Seattle continues to shut down their opponent's backcourt. Storm opponents are being held to an average of 82.2 points per game, the fifth-lowest scoring average in the league thus far. On May 24 against the Washington Mystics, Seattle held Washington to just 13 points in the second quarter, marking the Mystic's lowest scoring second frame in a game this season. During the May 22 matchup against Connecticut, the Storm held the Sun to just 59 points, the team's lowest point total of the season thus far.

IT'S A BLOCK PARTY

The Storm is currently ranked second in the league in blocks per game (5.6) and has swatted 56 shots so far this season. Seattle is the only team with two players ranked in the top 10 in total blocks, featuring rookie **Flau'jae Johnson** (15) and veteran **Stefanie Dolson** (12). Four Seattle players have swatted three or more shots in a single game. **Jordan Horston** blocked four shots against Dallas on June 1 while Johnson recorded four blocks on May 17 against Toronto. **Dominique Malonga** tallied three blocks against Connecticut on May 10, and **Joyner Holmes** swatted three shots on May 22 against Connecticut.

ON THE LEADERBOARD

Natisha Hiedeman currently ranks in the top 20 in the WNBA in total points, having notched 133 points so far this season. **Flau'jae Johnson** has racked up 119, which ranks third amongst rookies in the league. **Lexie Brown** is ranked 14th in the WNBA in three-point percentage as she is shooting 45.0% from downtown and Hiedeman has 16 total threes, tied for 12th in the league. **Stefanie Dolson**, Hiedeman and Johnson are all on the leaderboard for free throw percentage. Hiedeman is hitting 92% from the line for sixth place and Dolson is shooting 90% to take 11th, while Johnson is hitting 85.1% of her shots from the charity strip and is ranked 23rd in the league. Flau'jae Johnson's 51 total rebounds this season puts her in 17th place in the league and first among rookies while **Mackenzie Holmes** has grabbed 48 rebounds, which puts her at 19th in the league in total rebounds. **Jade Melbourne** and Hiedeman are both averaging 3.9 assists per game, which is tied for 20th in the league. **Jordan Horston** has grabbed 12 steals so far this season, tied for 11th in the league in total takeaways.

KATIE LOU MAKES HER RETURN

Katie Lou Samuelson dished out her 200th career assist during the May 30 contest against Toronto and is currently shooting 40% from beyond the arc, a career high. During the May 27 matchup against Washington, she finished with a season-high eight points, shooting 66.7% from the field and 50% from beyond the arc along with two steals.

ZIA COOKES UP CAREER HIGHS

Zia Cooke recorded 10 points on May 24 against the Mystics, marking the first time in her career she's tallied double-digit scoring in four consecutive games. The South Carolina graduate went big during the May 22 game against Connecticut as she scored a career-high 25 points on 50% shooting from the field and went 9-for-10 from the free throw line for the first time in her career. Cooke finished the May 20 matchup against Connecticut with 10 points and four rebounds. During the May 17 game against Indiana, she finished with 13 points and led Seattle with four assists, connecting for an additional nine points.

MILESTONE WATCH

PLAYER	MILESTONE	HAS	NEEDS	NOTES
Katie Lou Samuelson	300 Defensive Rebounds	296	4	
Zia Cooke	100 FTM	96	4	
	100 Rebounds	93	7	
Stefanie Dolson	700 Assists	699	1	



2026 REGULAR SEASON	PPG	OPP. PPG	FG%	3FG%	FT%	RPG	APG	SPG	TO	BPG
Mercury	83.0	87.9	.416	.322	.812	31.2	17.7	7.60	12.8	3.50
Storm	76.4	82.2	.405	.323	.799	31.2	16.8	7.40	15.0	5.60



2026 REGULAR SEASON VS. MERCURY			2025 REGULAR SEASON VS. MERCURY			STORM HISTORY VS. MERCURY				
DATE	SITE	TIME/RESULT	DATE	SITE	RESULT	Overall	ALL-TIME	STREAKS	LAST WIN	LAST LOSS
6/3/26	Seattle	7:00 pm	5/17/25	Phoenix	L, 59-81	Overall	56-38	Lost 1	6/7/25	8/17/25
6/20/26	Phoenix	12:00 pm	5/23/25	Seattle	W, 77-70	Home	30-16	Lost 1	5/23/25	8/17/25
7/2/26	Phoenix	7:00 pm	6/7/25	Phoenix	W, 89-77	Road	26-22	Won 1	6/7/25	5/17/25
			8/17/25	Seattle	L, 82-85					

MERCURY 85, STORM 82 – AUGUST 17, 2025 – CLIMATE PLEDGE ARENA – SEATTLE, WA – GAME #35 (17-18, 8-10 HOME)

TEAM	1	2	3	4	OT	FINAL	FG	FGA	FG%	3FG%	FT%	OR	DR	TR	A	PF	ST	TO	BS
PHX	20	23	24	18	-	85	31	64	.484	.308	.833	3	31	34	21	19	6	19	3
SEA	17	20	23	22	-	82	34	72	.472	.182	.769	3	27	30	19	16	9	12	3
TEAM	HIGH PTS		HIGH REB		HIGH AST		TEAM	HIGH PTS		HIGH REB		HIGH AST							
SEA	N. Ogwumike: 24		N. Ogwumike: 8		G. Williams: 7		PHX	A. Thomas: 19		S. Sabally/A. Thomas: 10		A. Thomas: 11							

STORM RECORD

	RECORD	HOME	ROAD	OT
OVERALL	3-7	2-3	1-4	--
EASTERN	3-5	2-2	1-3	--
WESTERN	0-2	0-1	0-1	--

STORM RECORD VS OPPONENT

	RECORD	HOME	ROAD	OT
OVERALL	3-7	2-3	1-4	--
FEVER	0-1	--	0-1	--
MYSTICS	1-1	1-1	--	--
SUN	2-1	1-1	1-0	--
TEMPO	0-2	--	0-2	--
VALKYRIES	0-1	0-1	--	--
WINGS	0-1	--	0-1	--

AT START OF:	OVERALL	HOME	ROAD	FG%:	OVERALL	HOME	ROAD
2nd-Ahead:	2-1	1-1	1-0	-44%	0-6	0-3	0-3
-Behind:	1-6	1-2	0-4	45-49%	3-1	2-0	1-1
-Tied:	0-0	0-0	0-0	50-54%	0-0	0-0	0-0
3rd-Ahead:	2-1	2-0	0-1	55-59%	0-0	0-0	0-0
-Behind:	1-6	0-3	1-3	+60%	0-0	0-0	0-0
-Tied:	0-0	0-0	0-0				
4th-Ahead:	3-0	2-0	1-0				
-Behind:	0-7	0-3	0-4				
-Tied:	0-0	0-0	0-0				



INDIVIDUAL STORM & OPPONENT HIGHS		
	SEATTLE STORM	OPPONENTS
Points	25 Z. Cooke vs. CON 5/22/26	26 M. Mabrey at TOR 5/13/26
Points in a Quarter	12 F. Johnson (4th) at DAL 6/1/26	11 M. Onyenwere (1st) vs. WAS 5/27/26
Points in a Half	18 N. Hiedeman (1st) vs. WAS 5/24/26	17 C. Clark (1st) at IND 5/17/26
Field Goals	9 D. Malonga at TOR 5/13/26	9 M. Mabrey at TOR 5/13/26
Field Goal Attempts	19 D. Malonga at TOR 5/13/26	20 M. Mabrey at TOR 5/13/26
Field Goal Percentage	1.000 S. Dolson (3-3) vs. WAS 5/24/26	1.000 M. Hines-Allen (3-3) at IND 5/17/26
3-PT Field Goal	5 L. Brown at CON 5/10/26	6 M. Mabrey at TOR 5/13/26
3-PT FG Attempts	9 N. Hiedeman vs. CON 5/20/26	11 M. Mabrey at TOR 5/13/26
3-PT FG Percentage	1.000 K. Samuelson (2-2) at DAL 6/1/26	1.000 G. Amoore (1-1) vs. WAS 5/27/26
Free Throws	9 Z. Cooke vs. CON 5/22/26	10 S. Citron vs. WAS 5/24/26
Free Throw Attempts	11 J. Melbourne at CON 5/10/26	11 S. Citron vs. WAS 5/24/26
Free Throw Percentage	1.000 S. Dolson (8-8) vs. WAS 5/24/26	1.000 K. Rice (9-9) at TOR 5/30/26
Offensive Rebounds	4 M. Holmes vs. WAS 5/27/26	6 M. Siegrist at DAL 6/1/26
Defensive Rebounds	8 F. Johnson at DAL 6/1/26	13 A. Morrow at CON 5/10/26
Total Rebounds	10 F. Johnson at DAL 6/1/26	16 A. Morrow at CON 5/10/26
Assists	7 N. Hiedeman at TOR 5/30/26	10 C. Clark at IND 5/17/26
Steals	4 A. Fam at DAL 6/1/26	4 K. Rice at TOR 5/30/26
Blocks	4 J. Horston at DAL 6/1/26	3 K. Stokes vs. GSV 5/8/26
Minutes	31:39 D. Malonga at TOR 5/13/26	33:34 K. Burke at CON 5/10/26
Points in Paint	16 D. Malonga vs. GSV 5/8/26	14 N. Angloma vs. CON 5/20/26
Second Chance Points	10 D. Malonga vs. GSV 5/8/26	8 B. Griner at CON 5/10/26
Fast Break Points	8 F. Johnson at CON 5/10/26	8 K. Rice at TOR 5/30/26
Points/1st Qtr.	10 N. Hiedeman (1st) vs. WAS 5/24/26	11 M. Onyenwere (1st) vs. WAS 5/27/26
Points/2nd Qtr.	10 M. Holmes (2nd) vs. CON 5/20/26	11 V. Burton (2nd) vs. GSV 5/8/26
Points/3rd Qtr.	12 L. Brown (3rd) at CON 5/10/26	9 K. Rice (3rd) at TOR 5/30/26
Points/4th Qtr.	12 F. Johnson (4th) at DAL 6/1/26	11 J. Salaün (4th) vs. GSV 5/8/26
Field Goals in a Quarter	4 N. Hiedeman (1st) vs. CON 5/20/26	4 S. Austin (1st) vs. WAS 5/27/26
3-PT Field Goal in a Quarter	4 L. Brown (3rd) at CON 5/10/26	3 M. Onyenwere (1st) vs. WAS 5/27/26
3-PT FG Percentage/1st Qtr	100% M. Holmes (1st) vs. WAS 5/27/26	100% M. Conde (1st) at TOR 5/30/26
3-PT FG Percentage/2nd Qtr	100% F. Johnson (2nd) at TOR 5/30/26	100% M. Siegrist (2nd) at DAL 6/1/26
3-PT FG Percentage/3rd Qtr	100% J. Melbourne (3rd) at DAL 6/1/26	100% A. James (3rd) at DAL 6/1/26
3-PT FG Percentage/4th Qtr	100% K. Samuelson (4th) at DAL 6/1/26	100% M. Conde (4th) at TOR 5/30/26
Free Throws in a Quarter	6 S. Dolson (3rd) vs. WAS 5/24/26	6 S. Citron (4th) vs. WAS 5/24/26
Offensive Rebounds in a Quarter	3 M. Holmes (4th) vs. WAS 5/27/26	3 M. Siegrist (2nd) at DAL 6/1/26
Defensive Rebounds in a Quarter	5 D. Malonga (4th) at CON 5/10/26	6 C. Clark (3rd) at IND 5/17/26
Total Rebounds in a Quarter	7 M. Holmes (4th) vs. WAS 5/27/26	6 C. Clark (3rd) at IND 5/17/26
Assists in a Quarter	3 N. Hiedeman (2nd) at TOR 5/30/26	4 P. Bueckers (1st) at DAL 6/1/26
Steals in a Quarter	3 J. Horston (2nd) at TOR 5/30/26	3 K. Rice (1st) at TOR 5/30/26
Blocks in a Quarter	2 J. Horston (4th) at DAL 6/1/26	2 S. Austin (4th) vs. WAS 5/24/26
Points/1st Half	18 N. Hiedeman (1st) vs. WAS 5/24/26	17 C. Clark (1st) at IND 5/17/26
Points/2nd Half	14 L. Brown (3rd) at CON 5/10/26	16 M. Mabrey (3rd) at TOR 5/13/26
3-PT FG Percentage/1st Half	1.000% K. Samuelson vs. WAS 5/27/26	1.000% M. Conde at TOR 5/30/26
3-PT FG Percentage/2nd Half	1.000% K. Samuelson at DAL 6/1/26	1.000% A. Flórez vs. WAS 5/27/26
Field Goals in a Half	6 N. Hiedeman (1st) vs. WAS 5/24/26	6 N. Angloma (1st) vs. CON 5/20/26
	5 J. Melbourne (2nd) vs. WAS 5/27/26	
3-PT Field Goal in a Half	4 N. Hiedeman (1st) vs. WAS 5/24/26	3 M. Mabrey (1st) at TOR 5/30/26
		4 L. Juskaite (2nd) at TOR 5/30/26
Free Throws in a Half	7 F. Johnson (1st) vs. WAS 5/24/26	7 C. Clark (1st) at IND 5/17/26
	8 S. Dolson (2nd) vs. WAS 5/24/26	10 S. Citron (2nd) vs. WAS 5/24/26
Offensive Rebounds in a Half	2 M. Holmes (1st) at TOR 5/30/26	3 M. Siegrist (1st) at DAL 6/1/26
	4 M. Holmes (2nd) vs. WAS 5/27/26	
Defensive Rebounds in a Half	4 J. Horston (1st) at DAL 6/1/26	9 A. Morrow (1st) at CON 5/10/26
	6 D. Malonga (2nd) at TOR 5/13/26	6 C. Clark (2nd) at IND 5/17/26
Total Rebounds in a Half	5 M. Holmes (1st) vs. CON 5/22/26	11 A. Morrow (1st) at CON 5/10/26
	9 M. Holmes (2nd) vs. WAS 5/27/26	8 K. Thornton (2nd) vs. GSV 5/8/26
Assists in a Half	4 N. Hiedeman (1st) at TOR 5/30/26	6 P. Bueckers (1st) at DAL 6/1/26
		5 V. Burton (2nd) vs. GSV 5/8/26
Steals in a Half	4 J. Horston (1st) at TOR 5/30/26	3 K. Rice (1st) at TOR 5/30/26
	3 F. Johnson (2nd) at CON 5/10/26	4 M. Mabrey (2nd) at TOR 5/13/26
Blocks in a Half	2 J. Holmes (1st) vs. CON 5/22/26	2 N. Sabally (1st) at TOR 5/13/26
	4 J. Horston (2nd) at DAL 6/1/26	3 K. Stokes (2nd) vs. GSV 5/8/26



STORM HIGHS	STORM LOWS	CATEGORY	OPPONENTS HIGHS	OPPONENTS LOWS
97 vs. WAS 5/24/26	56 at DAL 6/1/26	Points	93 at TOR 5/30/26	59 vs. CON 5/22/26
29 at CON 5/10/26	10 at DAL 6/1/26	Points/1st Qtr.	32 at IND 5/17/26	16 at DAL 6/1/26
25 at IND 5/17/26	9 vs. WAS 5/27/26	Points/2nd Qtr.	26 vs. GSV 5/8/26	7 vs. CON 5/22/26
49 vs. WAS 5/24/26	25 at DAL 6/1/26	Points/1st Half	55 at IND 5/17/26	28 vs. CON 5/22/26
27 vs. WAS 5/24/26	12 (2) at DAL 6/1/26	Points/3rd Qtr.	33 at TOR 5/30/26	12 at CON 5/10/26
27 vs. GSV 5/8/26	11 at TOR 5/13/26	Points/4th Qtr.	31 vs. WAS 5/24/26	12 (2) vs. WAS 5/27/26
48 vs. WAS 5/24/26	28 at TOR 5/13/26	Points/2nd Half	56 at TOR 5/30/26	30 vs. WAS 5/27/26
29 at TOR 5/30/26	20 at DAL 6/1/26	Field Goals	32 vs. CON 5/20/26	23 (2) vs. WAS 5/24/26
10 (3) at TOR 5/30/26	3 (2) at TOR 5/13/26	Field Goals in a Quarter	12 at IND 5/17/26	2 vs. CON 5/22/26
17 at TOR 5/13/26	9 at DAL 6/1/26	Field Goals in a Half	18 (3) vs. WAS 5/27/26	10 (2) vs. WAS 5/27/26
71 (2) at TOR 5/30/26	58 at TOR 5/13/26	Field Goal Attempts	81 at DAL 6/1/26	57 vs. WAS 5/24/26
.467 vs. CON 5/22/26	.328 at DAL 6/1/26	Field Goal Percentage	.463 at IND 5/17/26	.358 at DAL 6/1/26
13 vs. WAS 5/24/26	4 at DAL 6/1/26	3-PT Field Goal	15 vs. GSV 5/8/26	4 (2) vs. WAS 5/24/26
4 (4) vs. WAS 5/24/26	0 (5) at DAL 6/1/26	3-PT Field Goal in a Quarter	5 (2) vs. WAS 5/27/26	0 (5) vs. WAS 5/27/26
7 vs. WAS 5/24/26	0 at DAL 6/1/26	3-PT Field Goal in a Half	9 vs. GSV 5/8/26	1 vs. CON 5/22/26
28 vs. WAS 5/24/26	19 at DAL 6/1/26	3-PT FG Attempts	37 vs. GSV 5/8/26	17 vs. CON 5/22/26
.464 vs. WAS 5/24/26	.211 at DAL 6/1/26	3-PT FG Percentage	.405 vs. GSV 5/8/26	.200 (2) at DAL 6/1/26
.750 at CON 5/10/26	.000 at DAL 6/1/26	3-PT FG Percentage/1st Qtr	.556 vs. WAS 5/27/26	.125 at DAL 6/1/26
.571 at TOR 5/13/26	.000 (2) at DAL 6/1/26	3-PT FG Percentage/2nd Qtr	.400 vs. GSV 5/8/26	.000 (4) vs. WAS 5/27/26
.571 at CON 5/10/26	.000 at DAL 6/1/26	3-PT FG Percentage/1st Half	.450 vs. GSV 5/8/26	.111 vs. CON 5/22/26
.600 vs. WAS 5/24/26	.000 vs. WAS 5/27/26	3-PT FG Percentage/3rd Qtr	.500 (2) at TOR 5/30/26	.143 at DAL 6/1/26
.667 vs. GSV 5/8/26	.000 at TOR 5/13/26	3-PT FG Percentage/4th Qtr	.667 vs. CON 5/22/26	.000 at IND 5/17/26
.556 vs. CON 5/22/26	.111 vs. WAS 5/27/26	3-PT FG Percentage/2nd Half	.462 at TOR 5/30/26	.182 (2) at DAL 6/1/26
32 vs. WAS 5/24/26	7 at TOR 5/30/26	Free Throws	35 vs. WAS 5/24/26	9 vs. CON 5/22/26
12 vs. WAS 5/24/26	0 (3) at DAL 6/1/26	Free Throws in a Quarter	16 vs. WAS 5/24/26	0 (5) at DAL 6/1/26
20 vs. WAS 5/24/26	1 at TOR 5/30/26	Free Throws in a Half	26 vs. WAS 5/24/26	2 vs. CON 5/20/26
34 vs. WAS 5/24/26	8 at TOR 5/30/26	Free Throw Attempts	41 vs. WAS 5/24/26	14 vs. CON 5/22/26
.941 vs. WAS 5/24/26	.704 vs. GSV 5/8/26	Free Throw Percentage	1.000 at IND 5/17/26	.636 vs. GSV 5/8/26
13 vs. GSV 5/8/26	3 (3) vs. WAS 5/24/26	Offensive Rebounds	18 at DAL 6/1/26	6 (2) at TOR 5/30/26
6 vs. WAS 5/27/26	0 (11) at DAL 6/1/26	Offensive Rebounds in a Quarter	7 at DAL 6/1/26	0 (6) at TOR 5/30/26
11 vs. WAS 5/27/26	0 at TOR 5/13/26	Offensive Rebounds in a Half	9 (2) at DAL 6/1/26	0 vs. WAS 5/24/26
32 vs. CON 5/22/26	19 vs. WAS 5/27/26	Defensive Rebounds	31 (2) at IND 5/17/26	20 vs. WAS 5/24/26
10 (2) at DAL 6/1/26	3 (3) vs. WAS 5/27/26	Defensive Rebounds in a Quarter	11 at DAL 6/1/26	3 (2) vs. WAS 5/24/26
17 (2) vs. CON 5/22/26	8 at TOR 5/13/26	Defensive Rebounds in a Half	18 at IND 5/17/26	8 (2) vs. CON 5/22/26
41 vs. GSV 5/8/26	24 (2) vs. WAS 5/24/26	Total Rebounds	48 at DAL 6/1/26	26 vs. WAS 5/24/26
15 (3) vs. WAS 5/27/26	5 vs. WAS 5/27/26	Total Rebounds in a Quarter	17 at DAL 6/1/26	4 vs. CON 5/22/26
28 vs. GSV 5/8/26	15 (2) vs. WAS 5/27/26	Total Rebounds in a Half	33 at DAL 6/1/26	14 vs. CON 5/22/26
22 vs. CON 5/22/26	11 at DAL 6/1/26	Assists	22 (2) at IND 5/17/26	14 (3) at TOR 5/30/26
7 (4) at TOR 5/30/26	1 vs. GSV 5/8/26	Assists in a Quarter	8 at IND 5/17/26	1 vs. CON 5/22/26
11 (4) vs. CON 5/22/26	5 at DAL 6/1/26	Assists in a Half	12 (3) at CON 5/10/26	4 at TOR 5/30/26
10 (2) vs. WAS 5/24/26	4 vs. GSV 5/8/26	Steals	12 at TOR 5/30/26	4 vs. WAS 5/27/26
6 at CON 5/10/26	0 (7) at DAL 6/1/26	Steals in a Quarter	4 (3) at TOR 5/30/26	0 (4) vs. CON 5/20/26
8 at CON 5/10/26	1 (3) at TOR 5/13/26	Steals in a Half	7 at TOR 5/13/26	0 at IND 5/17/26
27 vs. WAS 5/24/26	13 vs. CON 5/20/26	Team Fouls	25 vs. WAS 5/24/26	12 at TOR 5/30/26
28 vs. WAS 5/24/26	15 vs. CON 5/20/26	Personal Fouls	28 at CON 5/10/26	13 at TOR 5/30/26
19 at TOR 5/13/26	8 at IND 5/17/26	Turnovers	20 at IND 5/17/26	9 vs. GSV 5/8/26
8 (2) at IND 5/17/26	3 (2) vs. WAS 5/27/26	Blocks	6 at IND 5/17/26	1 (2) at DAL 6/1/26
4 vs. CON 5/22/26	0 (7) at DAL 6/1/26	Blocks in a Quarter	3 vs. GSV 5/8/26	0 (16) at DAL 6/1/26
6 at DAL 6/1/26	1 (5) at TOR 5/13/26	Blocks in a Half	4 (3) vs. WAS 5/24/26	0 (4) vs. WAS 5/27/26
38 (2) vs. CON 5/22/26	18 vs. WAS 5/24/26	Points in Paint	50 (2) vs. CON 5/20/26	26 at TOR 5/30/26
18 vs. GSV 5/8/26	2 vs. CON 5/22/26	Second Chance Points	25 at DAL 6/1/26	4 at IND 5/17/26
19 at CON 5/10/26	2 at TOR 5/13/26	Fast Break Points	17 (2) at TOR 5/30/26	2 (3) at DAL 6/1/26
26 vs. WAS 5/24/26	0 (2) at DAL 6/1/26	Biggest Lead	28 at DAL 6/1/26	5 at CON 5/10/26
46 at CON 5/10/26	17 at TOR 5/30/26	Bench Points	62 vs. CON 5/20/26	19 vs. WAS 5/27/26



DATE	OPPONENT	W/L	FG	FGA	PCT	3FG	3FGA	PCT	FT	FTA	PCT	OR	DR	REB	AST	PF	ST	TO	BS	PTS
5/8/26	Golden State	L	26	63	0.413	9	26	0.346	19	27	0.704	13	28	41	16	22	4	14	5	80
5/10/26	at Connecticut	W	27	61	0.443	10	22	0.455	25	33	0.758	7	25	32	14	22	10	15	8	89
5/13/26	at Toronto	L	27	58	0.466	7	20	0.350	12	17	0.706	3	25	28	18	21	6	19	5	73
5/17/26	at Indiana	L	25	71	0.352	6	23	0.261	22	27	0.815	3	21	24	17	22	9	8	8	78
5/20/26	Connecticut	L	25	63	0.397	6	23	0.261	22	25	0.880	5	21	26	15	15	8	17	6	78
5/22/26	Connecticut	W	28	60	0.467	8	21	0.381	13	17	0.765	6	32	38	22	18	7	15	7	77
5/24/26	Washington	W	26	59	0.441	13	28	0.464	32	34	0.941	3	21	24	20	28	10	15	3	97
5/27/26	Washington	L	22	63	0.349	5	23	0.217	15	19	0.789	12	19	31	14	21	7	12	3	64
5/30/26	at Toronto	L	29	71	0.408	7	27	0.259	7	8	0.875	9	23	32	21	20	7	18	4	72
6/1/26	at Dallas	L	20	61	0.328	4	19	0.211	12	17	0.706	6	30	36	11	22	6	17	7	56
6/3/26	Phoenix	--	--	--	--	--	--	--	--	--	--	--	--	--	--	--	--	--	--	--
6/6/26	at Minnesota	--	--	--	--	--	--	--	--	--	--	--	--	--	--	--	--	--	--	--
6/8/26	at Las Vegas	--	--	--	--	--	--	--	--	--	--	--	--	--	--	--	--	--	--	--
6/10/26	Los Angeles	--	--	--	--	--	--	--	--	--	--	--	--	--	--	--	--	--	--	--
6/12/26	Golden State	--	--	--	--	--	--	--	--	--	--	--	--	--	--	--	--	--	--	--
6/17/26	at Portland	--	--	--	--	--	--	--	--	--	--	--	--	--	--	--	--	--	--	--
6/20/26	at Phoenix	--	--	--	--	--	--	--	--	--	--	--	--	--	--	--	--	--	--	--
6/22/26	Dallas	--	--	--	--	--	--	--	--	--	--	--	--	--	--	--	--	--	--	--
6/25/26	New York	--	--	--	--	--	--	--	--	--	--	--	--	--	--	--	--	--	--	--
6/27/26	Atlanta	--	--	--	--	--	--	--	--	--	--	--	--	--	--	--	--	--	--	--
7/2/26	at Phoenix	--	--	--	--	--	--	--	--	--	--	--	--	--	--	--	--	--	--	--
7/4/26	Portland	--	--	--	--	--	--	--	--	--	--	--	--	--	--	--	--	--	--	--
7/6/26	at Los Angeles	--	--	--	--	--	--	--	--	--	--	--	--	--	--	--	--	--	--	--
7/9/26	at Atlanta	--	--	--	--	--	--	--	--	--	--	--	--	--	--	--	--	--	--	--
7/12/26	at Washington	--	--	--	--	--	--	--	--	--	--	--	--	--	--	--	--	--	--	--
7/15/26	at Chicago	--	--	--	--	--	--	--	--	--	--	--	--	--	--	--	--	--	--	--
7/17/26	at Indiana	--	--	--	--	--	--	--	--	--	--	--	--	--	--	--	--	--	--	--
7/20/26	Minnesota	--	--	--	--	--	--	--	--	--	--	--	--	--	--	--	--	--	--	--
7/22/26	Minnesota	--	--	--	--	--	--	--	--	--	--	--	--	--	--	--	--	--	--	--
7/28/26	Indiana	--	--	--	--	--	--	--	--	--	--	--	--	--	--	--	--	--	--	--
7/31/26	at Atlanta	--	--	--	--	--	--	--	--	--	--	--	--	--	--	--	--	--	--	--
8/3/26	at New York	--	--	--	--	--	--	--	--	--	--	--	--	--	--	--	--	--	--	--
8/5/26	at New York	--	--	--	--	--	--	--	--	--	--	--	--	--	--	--	--	--	--	--
8/8/26	at Portland	--	--	--	--	--	--	--	--	--	--	--	--	--	--	--	--	--	--	--
8/10/26	Chicago	--	--	--	--	--	--	--	--	--	--	--	--	--	--	--	--	--	--	--
8/14/26	Portland	--	--	--	--	--	--	--	--	--	--	--	--	--	--	--	--	--	--	--
8/16/26	Chicago	--	--	--	--	--	--	--	--	--	--	--	--	--	--	--	--	--	--	--
8/23/26	at Dallas	--	--	--	--	--	--	--	--	--	--	--	--	--	--	--	--	--	--	--
8/26/26	Toronto	--	--	--	--	--	--	--	--	--	--	--	--	--	--	--	--	--	--	--
8/30/26	Los Angeles	--	--	--	--	--	--	--	--	--	--	--	--	--	--	--	--	--	--	--
9/17/26	Las Vegas	--	--	--	--	--	--	--	--	--	--	--	--	--	--	--	--	--	--	--
9/19/26	at Golden State	--	--	--	--	--	--	--	--	--	--	--	--	--	--	--	--	--	--	--
9/20/26	at Las Vegas	--	--	--	--	--	--	--	--	--	--	--	--	--	--	--	--	--	--	--
9/23/26	Dallas	--	--	--	--	--	--	--	--	--	--	--	--	--	--	--	--	--	--	--
	TOTALS	3-7	255	630	--	75	232	--	179	224	--	67	245	312	168	211	74	150	56	764
	AVERAGE		25.5	63.0	0.405	7.5	23.2	0.323	17.9	22.4	0.799	6.7	24.5	31.2	16.8	21.1	7.4	15.0	5.6	76.4



NATISHA HIEDEMAN

#2 | Guard | 5'8"

EXPERIENCE: 8th SEASON **DOB:** 2/10/1997

DRAFTED: 2nd RD (#18) 2020 **HOMETOWN:** Green Bay, Wisconsin

COLLEGE: Marquette



2026: Sunk 300th three-pointer and tallied season-high 7 asts on 5/30 vs TOR ... Tied career-high 24 pts on 5/24 vs WAS ... 600 asts on 5/22 vs CON ... Started on 5/8 vs GSV in her Storm regular season debut.

2026 UNRIVALED: Averaged 6.1 pts, 1.9 rebs and 1.3 asts for the Hive in her second season in Unrivaled.

2025: Shot a career-high 49.2% from the field ... Tied her career high of 9.1 ppg ... Set new postseason career high in points with 19 against PHO on 9/26 ... Set a new career high in assists (10) against DAL on 9/1 ... Scored her 1,500 point against ATL on 7/27 ... Recorded her 500th stl against LAS on 6/21.

NOTES: 2024 Commissioner's Cup Champion ... Highest draft pick in Marquette women's basketball history ... 2019 Big East Player of the Year.

	GP	GS	PPG	RPG	APG	SPG	BPG	MPG	FG%	3FG%	FT%
2026	10	10	13.3	1.9	3.9	0.50	0.10	26.3	.423	.327	.920
Career	244	90	7.6	1.8	2.5	0.77	0.13	20.2	.418	.373	.735

SUPERLATIVES	POINTS		30+	40+	REB		AST		BLK	STL	DBL-DBL	TPL-DBL
	10+	20+			10+	20+						
2026	7	2	--	--	--	--	--	--	--	--	--	--
Career	76	7	--	--	--	--	1	--	16	1	--	--

GAME BY GAME STATISTICS														
OPPONENT	W/L	MIN	FG-A	3P-A	FT-A	OR	DR	TR	A	PF	ST	TO	BS	PTS
5/8 vs. GSV	L	22:32	2-7	0-4	2-3	0	5	5	3	5	1	1	0	6
5/10 at CON	W	25:30	5-10	0-1	1-2	0	2	2	3	2	1	4	0	11
5/13 at TOR	L	22:28	2-6	1-4	0-0	0	0	0	5	3	0	2	0	5
5/17 at IND	L	30:36	7-18	3-6	2-2	0	2	2	2	3	1	1	1	19
5/20 vs. CON	L	30:20	8-18	3-9	1-1	0	1	1	5	1	1	1	0	20
5/22 vs. CON	W	26:59	4-10	1-4	2-2	0	2	2	6	2	0	1	0	11
5/24 vs. WAS	W	27:34	7-12	4-6	6-6	0	1	1	5	3	0	2	0	24
5/27 vs. WAS	L	27:51	2-9	1-5	3-3	0	2	2	1	1	1	3	0	8
5/30 at TOR	L	23:06	7-12	3-8	1-1	0	2	2	7	2	0	2	0	18
6/1 at DAL	L	26:09	3-9	0-2	5-5	0	2	2	2	1	0	3	0	11
6/3 vs. PHX	-	00:00	0-0	0-0	0-0	0	0	0	0	0	0	0	0	0
6/6 at MIN	-	00:00	0-0	0-0	0-0	0	0	0	0	0	0	0	0	0
6/8 at LVA	-	00:00	0-0	0-0	0-0	0	0	0	0	0	0	0	0	0
6/10 vs. LAS	-	00:00	0-0	0-0	0-0	0	0	0	0	0	0	0	0	0
6/12 vs. GSV	-	00:00	0-0	0-0	0-0	0	0	0	0	0	0	0	0	0
6/17 at POR	-	00:00	0-0	0-0	0-0	0	0	0	0	0	0	0	0	0
6/20 at PHX	-	00:00	0-0	0-0	0-0	0	0	0	0	0	0	0	0	0
6/22 vs. DAL	-	00:00	0-0	0-0	0-0	0	0	0	0	0	0	0	0	0
6/25 vs. NYL	-	00:00	0-0	0-0	0-0	0	0	0	0	0	0	0	0	0
6/27 vs. ATL	-	00:00	0-0	0-0	0-0	0	0	0	0	0	0	0	0	0
7/2 at PHX	-	00:00	0-0	0-0	0-0	0	0	0	0	0	0	0	0	0
7/4 vs. POR	-	00:00	0-0	0-0	0-0	0	0	0	0	0	0	0	0	0
7/6 at LAS	-	00:00	0-0	0-0	0-0	0	0	0	0	0	0	0	0	0
7/9 at ATL	-	00:00	0-0	0-0	0-0	0	0	0	0	0	0	0	0	0
7/12 at WAS	-	00:00	0-0	0-0	0-0	0	0	0	0	0	0	0	0	0
7/15 at CHI	-	00:00	0-0	0-0	0-0	0	0	0	0	0	0	0	0	0
7/17 at IND	-	00:00	0-0	0-0	0-0	0	0	0	0	0	0	0	0	0
7/20 vs. MIN	-	00:00	0-0	0-0	0-0	0	0	0	0	0	0	0	0	0
7/22 vs. MIN	-	00:00	0-0	0-0	0-0	0	0	0	0	0	0	0	0	0
7/28 vs. IND	-	00:00	0-0	0-0	0-0	0	0	0	0	0	0	0	0	0
7/31 at ATL	-	00:00	0-0	0-0	0-0	0	0	0	0	0	0	0	0	0
8/3 at NYL	-	00:00	0-0	0-0	0-0	0	0	0	0	0	0	0	0	0
8/5 at NYL	-	00:00	0-0	0-0	0-0	0	0	0	0	0	0	0	0	0
8/8 at POR	-	00:00	0-0	0-0	0-0	0	0	0	0	0	0	0	0	0
8/10 vs. CHI	-	00:00	0-0	0-0	0-0	0	0	0	0	0	0	0	0	0
8/14 vs. POR	-	00:00	0-0	0-0	0-0	0	0	0	0	0	0	0	0	0
8/16 vs. CHI	-	00:00	0-0	0-0	0-0	0	0	0	0	0	0	0	0	0
8/23 at DAL	-	00:00	0-0	0-0	0-0	0	0	0	0	0	0	0	0	0
8/26 vs. TOR	-	00:00	0-0	0-0	0-0	0	0	0	0	0	0	0	0	0
8/30 vs. LAS	-	00:00	0-0	0-0	0-0	0	0	0	0	0	0	0	0	0
9/17 vs. LVA	-	00:00	0-0	0-0	0-0	0	0	0	0	0	0	0	0	0
9/19 at GSV	-	00:00	0-0	0-0	0-0	0	0	0	0	0	0	0	0	0
9/20 at LVA	-	00:00	0-0	0-0	0-0	0	0	0	0	0	0	0	0	0
9/23 vs. DAL	-	00:00	0-0	0-0	0-0	0	0	0	0	0	0	0	0	0
TOTAL	3/7	263:05	47-111	16-49	23-25	0	19	19	39	23	5	20	1	133

	2026 HIGHS	CAREER HIGHS
PTS	24 vs. WAS 5/24/26	24 3 times (vs. WAS, 5/24/26)
FGM	8 vs. CON 5/20/26	8 5 times (vs. CON, 5/20/26)
FGA	18 2 times (vs. CON, 5/20/26)	18 2 times (vs. CON, 5/20/26)
3FGM	4 vs. WAS 5/24/26	6 2 times (@ GSV, 9/6/25)
3FGA	9 vs. CON 5/20/26	10 2 times (@ GSV, 9/6/25)
FTM	6 vs. WAS 5/24/26	6 2 times (vs. WAS, 5/24/26)
FTA	6 vs. WAS 5/24/26	7 at GSV 9/6/25
OREB	--	3 at SEA 8/4/20
DREB	5 vs. GSV 5/8/26	7 at ATL 5/14/21
TREB	5 vs. GSV 5/8/26	8 at ATL 5/14/21
ASTS	7 at TOR 5/30/26	10 vs. DAL 9/1/25
STLS	15 times (vs. WAS, 5/27/26)	5 vs. WAS 7/3/22
BLKS	1 at IND 5/17/26	2 2 times (@ PHX, 5/30/25)
MINs	31 at IND 5/17/26	40 vs. WAS 7/3/22



TAYLOR THIERRY

#3 | G/F | 6'1"

EXPERIENCE: 2nd SEASON **DOB:** 1/8/2003
DRAFTED: 3rd RD (#36) 2025 **HOMETOWN:** Cleveland, Ohio
COLLEGE: Ohio State



2026: First Storm pts on 5/20 vs CON ... Signed development player contract with the Storm on 5/14.

2025: Played in 17 games for Atlanta and shot 33.3% from three for the season.

NOTES: Finished fifth in Ohio State women's basketball history in field goal percentage (59.7%) and 10th in steals (234) ... Scored over 1,000 points in her four seasons ... Earned selections to the All-Big Ten Second Team (2023, 2024) and All-Big Ten Defensive Team (2023, 2025) ... Was a 2025 Naismith Defensive Player of the Year semifinalist.

	GP	GS	PPG	RPG	APG	SPG	BPG	MPG	FG%	3FG%	FT%
2026	2	0	3.0	1.5	0.0	0.00	0.00	6.8	.500	.667	.000
Career	19	0	0.6	0.5	0.1	0.21	0.00	2.6	.267	.500	.250

SUPERLATIVES	POINTS				REB	AST	BLK	STL	DBL-DBL	TPL-DBL
	10+	20+	30+	40+						
2026	--	--	--	--	--	--	--	--	--	--
Career	--	--	--	--	--	--	--	--	--	--

GAME BY GAME STATISTICS														
OPPONENT	W/L	MIN	FG-A	3P-A	FT-A	OR	DR	TR	A	PF	ST	TO	BS	PTS
5/8 vs. GSV	L													
5/10 at CON	W													
5/13 at TOR	L													
5/17 at IND	L													
5/20 vs. CON	L	09:12	2-4	2-3	0-0	1	1	2	0	5	0	0	0	6
5/22 vs. CON	W	4:26	0-0	0-0	0-0	1	0	1	0	0	0	0	0	0
5/24 vs. WAS	W													
5/27 vs. WAS	L													
5/30 at TOR	L													
6/1 at DAL	L													
6/3 vs. PHX	-	00:00	0-0	0-0	0-0	0	0	0	0	0	0	0	0	0
6/6 at MIN	-	00:00	0-0	0-0	0-0	0	0	0	0	0	0	0	0	0
6/8 at LVA	-	00:00	0-0	0-0	0-0	0	0	0	0	0	0	0	0	0
6/10 vs. LAS	-	00:00	0-0	0-0	0-0	0	0	0	0	0	0	0	0	0
6/12 vs. GSV	-	00:00	0-0	0-0	0-0	0	0	0	0	0	0	0	0	0
6/17 at POR	-	00:00	0-0	0-0	0-0	0	0	0	0	0	0	0	0	0
6/20 at PHX	-	00:00	0-0	0-0	0-0	0	0	0	0	0	0	0	0	0
6/22 vs. DAL	-	00:00	0-0	0-0	0-0	0	0	0	0	0	0	0	0	0
6/25 vs. NYL	-	00:00	0-0	0-0	0-0	0	0	0	0	0	0	0	0	0
6/27 vs. ATL	-	00:00	0-0	0-0	0-0	0	0	0	0	0	0	0	0	0
7/2 at PHX	-	00:00	0-0	0-0	0-0	0	0	0	0	0	0	0	0	0
7/4 vs. POR	-	00:00	0-0	0-0	0-0	0	0	0	0	0	0	0	0	0
7/6 at LAS	-	00:00	0-0	0-0	0-0	0	0	0	0	0	0	0	0	0
7/9 at ATL	-	00:00	0-0	0-0	0-0	0	0	0	0	0	0	0	0	0
7/12 at WAS	-	00:00	0-0	0-0	0-0	0	0	0	0	0	0	0	0	0
7/15 at CHI	-	00:00	0-0	0-0	0-0	0	0	0	0	0	0	0	0	0
7/17 at IND	-	00:00	0-0	0-0	0-0	0	0	0	0	0	0	0	0	0
7/20 vs. MIN	-	00:00	0-0	0-0	0-0	0	0	0	0	0	0	0	0	0
7/22 vs. MIN	-	00:00	0-0	0-0	0-0	0	0	0	0	0	0	0	0	0
7/28 vs. IND	-	00:00	0-0	0-0	0-0	0	0	0	0	0	0	0	0	0
7/31 at ATL	-	00:00	0-0	0-0	0-0	0	0	0	0	0	0	0	0	0
8/3 at NYL	-	00:00	0-0	0-0	0-0	0	0	0	0	0	0	0	0	0
8/5 at NYL	-	00:00	0-0	0-0	0-0	0	0	0	0	0	0	0	0	0
8/8 at POR	-	00:00	0-0	0-0	0-0	0	0	0	0	0	0	0	0	0
8/10 vs. CHI	-	00:00	0-0	0-0	0-0	0	0	0	0	0	0	0	0	0
8/14 vs. POR	-	00:00	0-0	0-0	0-0	0	0	0	0	0	0	0	0	0
8/16 vs. CHI	-	00:00	0-0	0-0	0-0	0	0	0	0	0	0	0	0	0
8/23 at DAL	-	00:00	0-0	0-0	0-0	0	0	0	0	0	0	0	0	0
8/26 vs. TOR	-	00:00	0-0	0-0	0-0	0	0	0	0	0	0	0	0	0
8/30 vs. LAS	-	00:00	0-0	0-0	0-0	0	0	0	0	0	0	0	0	0
9/17 vs. LVA	-	00:00	0-0	0-0	0-0	0	0	0	0	0	0	0	0	0
9/19 at GSV	-	00:00	0-0	0-0	0-0	0	0	0	0	0	0	0	0	0
9/20 at LVA	-	00:00	0-0	0-0	0-0	0	0	0	0	0	0	0	0	0
9/23 vs. DAL	-	00:00	0-0	0-0	0-0	0	0	0	0	0	0	0	0	0
TOTAL	3/7	13:38	2-4	2-3	0-0	2	1	3	0	5	0	0	0	6

	2026 HIGHS	CAREER HIGHS
PTS	6 vs. CON 5/20/26	6 vs. CON 5/20/26
FGM	2 vs. CON 5/20/26	2 vs. CON 5/20/26
FGA	4 vs. CON 5/20/26	4 vs. CON 5/20/26
3FGM	2 vs. CON 5/20/26	2 vs. CON 5/20/26
3FGA	3 vs. CON 5/20/26	3 vs. CON 5/20/26
FTM	--	1 at CHI 7/16/25
FTA	--	2 2 times (vs. PHX, 8/1/25)
OREB	12 times (vs. CON, 5/22/26)	14 times (vs. CON, 5/22/26)
DREB	1 vs. CON 5/20/26	15 times (vs. CON, 5/20/26)
TREB	2 vs. CON 5/20/26	2 3 times (vs. CON, 5/20/26)
ASTS	--	12 times (@ DAL, 7/30/25)
STLS	--	2 vs. PHX 8/1/25
BLKS	--	--
MINS	9 vs. CON 5/20/26	9 vs. CON 5/20/26



FLAU'JAE JOHNSON

#4 | Guard | 5'10"

EXPERIENCE: Rookie

DOB: 11/3/2003

DRAFTED: 1st RD (#8) 2026

HOMETOWN: Savannah, Georgia

COLLEGE: Louisiana State



2026: On 6/1 vs DAL, became second rookie to notch a double-double in 2026 as she grabbed career-high 10 rebs; recorded her 15th block of the season, becoming the fastest guard in Storm history to reach 15 blocks and the second rookie guard in WNBA history to reach 15 blocks in 10 games ... Became fifth rookie in franchise history to record 100 pts in 9 games on 5/30 vs TOR ... Career-high 17 pts & 5 asts on 5/22 vs CON ... Set career-high 4 blks on 5/17 vs IND.

2025-26 (LSU): Named First-Team All-SEC and Third-Team All-American ... Averaged 14.2 pts, 4.2 rebs and shot 46.5% from the field.

NOTES: 2023 NCAA Champion with LSU ... 2025 Third-Team All-American and First-Team All-SEC ... 2024 Second-Team All-SEC ... 2023 SEC Freshman of the Year.

	GP	GS	PPG	RPG	APG	SPG	BPG	MPG	FG%	3FG%	FT%
2026	10	10	11.9	5.1	1.7	0.90	1.50	26.2	.312	.250	.851
Career	10	10	11.9	5.1	1.7	0.90	1.50	26.2	.312	.250	.851

SUPERLATIVES	POINTS				REB		AST		BLK		STL		DBL-DBL		TPL-DBL	
	10+	20+	30+	40+	10+	20+	10+	20+	3+	3+	3+	3+	DBL-DBL	TPL-DBL		
2026	6	--	--	--	1	--	--	--	2	1	1	1		--		
Career	6	--	--	--	1	--	--	--	2	1	1	1		--		

GAME BY GAME STATISTICS														
OPPONENT	W/L	MIN	FG-A	3P-A	FT-A	OR	DR	TR	A	PF	ST	TO	BS	PTS
5/8 vs. GSV	L	25:44	3-12	3-7	3-3	0	2	2	2	2	1	2	0	12
5/10 at CON	W	29:43	3-10	1-3	9-10	1	5	6	1	2	3	1	1	16
5/13 at TOR	L	28:39	2-7	0-1	3-4	1	5	6	2	3	1	3	1	7
5/17 at IND	L	28:15	3-14	0-4	8-9	2	4	6	0	2	1	2	4	14
5/20 vs. CON	L	15:48	2-6	0-2	1-2	0	3	3	0	0	1	0	1	5
5/22 vs. CON	W	31:02	7-12	3-6	0-0	0	7	7	5	2	0	5	3	17
5/24 vs. WAS	W	24:31	4-14	2-7	7-7	1	5	6	1	4	1	2	1	17
5/27 vs. WAS	L	28:51	3-13	0-4	2-2	1	1	2	2	3	0	0	2	8
5/30 at TOR	L	24:03	3-9	1-5	0-0	1	2	3	3	2	0	2	1	7
6/1 at DAL	L	25:10	4-12	1-5	7-10	2	8	10	1	6	1	5	1	16
6/3 vs. PHX	-	00:00	0-0	0-0	0-0	0	0	0	0	0	0	0	0	0
6/6 at MIN	-	00:00	0-0	0-0	0-0	0	0	0	0	0	0	0	0	0
6/8 at LVA	-	00:00	0-0	0-0	0-0	0	0	0	0	0	0	0	0	0
6/10 vs. LAS	-	00:00	0-0	0-0	0-0	0	0	0	0	0	0	0	0	0
6/12 vs. GSV	-	00:00	0-0	0-0	0-0	0	0	0	0	0	0	0	0	0
6/17 at POR	-	00:00	0-0	0-0	0-0	0	0	0	0	0	0	0	0	0
6/20 at PHX	-	00:00	0-0	0-0	0-0	0	0	0	0	0	0	0	0	0
6/22 vs. DAL	-	00:00	0-0	0-0	0-0	0	0	0	0	0	0	0	0	0
6/25 vs. NYL	-	00:00	0-0	0-0	0-0	0	0	0	0	0	0	0	0	0
6/27 vs. ATL	-	00:00	0-0	0-0	0-0	0	0	0	0	0	0	0	0	0
7/2 at PHX	-	00:00	0-0	0-0	0-0	0	0	0	0	0	0	0	0	0
7/4 vs. POR	-	00:00	0-0	0-0	0-0	0	0	0	0	0	0	0	0	0
7/6 at LAS	-	00:00	0-0	0-0	0-0	0	0	0	0	0	0	0	0	0
7/9 at ATL	-	00:00	0-0	0-0	0-0	0	0	0	0	0	0	0	0	0
7/12 at WAS	-	00:00	0-0	0-0	0-0	0	0	0	0	0	0	0	0	0
7/15 at CHI	-	00:00	0-0	0-0	0-0	0	0	0	0	0	0	0	0	0
7/17 at IND	-	00:00	0-0	0-0	0-0	0	0	0	0	0	0	0	0	0
7/20 vs. MIN	-	00:00	0-0	0-0	0-0	0	0	0	0	0	0	0	0	0
7/22 vs. MIN	-	00:00	0-0	0-0	0-0	0	0	0	0	0	0	0	0	0
7/28 vs. IND	-	00:00	0-0	0-0	0-0	0	0	0	0	0	0	0	0	0
7/31 at ATL	-	00:00	0-0	0-0	0-0	0	0	0	0	0	0	0	0	0
8/3 at NYL	-	00:00	0-0	0-0	0-0	0	0	0	0	0	0	0	0	0
8/5 at NYL	-	00:00	0-0	0-0	0-0	0	0	0	0	0	0	0	0	0
8/8 at POR	-	00:00	0-0	0-0	0-0	0	0	0	0	0	0	0	0	0
8/10 vs. CHI	-	00:00	0-0	0-0	0-0	0	0	0	0	0	0	0	0	0
8/14 vs. POR	-	00:00	0-0	0-0	0-0	0	0	0	0	0	0	0	0	0
8/16 vs. CHI	-	00:00	0-0	0-0	0-0	0	0	0	0	0	0	0	0	0
8/23 at DAL	-	00:00	0-0	0-0	0-0	0	0	0	0	0	0	0	0	0
8/26 vs. TOR	-	00:00	0-0	0-0	0-0	0	0	0	0	0	0	0	0	0
8/30 vs. LAS	-	00:00	0-0	0-0	0-0	0	0	0	0	0	0	0	0	0
9/17 vs. LVA	-	00:00	0-0	0-0	0-0	0	0	0	0	0	0	0	0	0
9/19 at GSV	-	00:00	0-0	0-0	0-0	0	0	0	0	0	0	0	0	0
9/20 at LVA	-	00:00	0-0	0-0	0-0	0	0	0	0	0	0	0	0	0
9/23 vs. DAL	-	00:00	0-0	0-0	0-0	0	0	0	0	0	0	0	0	0
TOTAL	3/7	261:46	34-109	11-44	40-47	9	42	51	17	26	9	22	15	119

	2026 HIGHS	CAREER HIGHS
PTS	17 2 times (vs. WAS, 5/24/26)	17 2 times (vs. WAS, 5/24/26)
FGM	7 vs. CON 5/22/26	7 vs. CON 5/22/26
FGA	14 2 times (vs. WAS, 5/24/26)	14 2 times (vs. WAS, 5/24/26)
3FGM	3 2 times (vs. CON, 5/22/26)	3 2 times (vs. CON, 5/22/26)
3FGA	7 2 times (vs. WAS, 5/24/26)	7 2 times (vs. WAS, 5/24/26)
FTM	9 at CON 5/10/26	9 at CON 5/10/26
FTA	10 2 times (@ DAL, 6/1/26)	10 2 times (@ DAL, 6/1/26)
OREB	2 2 times (@ DAL, 6/1/26)	2 2 times (@ DAL, 6/1/26)
DREB	8 at DAL 6/1/26	8 at DAL 6/1/26
TREB	10 at DAL 6/1/26	10 at DAL 6/1/26
ASTS	5 vs. CON 5/22/26	5 vs. CON 5/22/26
STLS	3 at CON 5/10/26	3 at CON 5/10/26
BLKS	4 at IND 5/17/26	4 at IND 5/17/26
MINs	31 vs. CON 5/22/26	31 vs. CON 5/22/26



JADE MELBOURNE

#5 | Guard | 5'10"

EXPERIENCE: 4th SEASON **DOB:** 8/18/2002

DRAFTED: 3rd RD (#33) 2022 **HOMETOWN:** Melbourne, Australia

COLLEGE: N/A



2026: Got first start of the season on 5/17 vs IND; finished with 12 pts and 6-6 from the free throw line for the first time in her career ... Became the first player in WNBA history to average 14+ pts, 5+ asts and 22+ mins off the bench in the first three games of the season ... Put in 13 pts on 5/8 vs GSV as she recorded her 50th career three-pointer.

2025-26 WNBL: Averaged 11.3 pts, 4.7 rebs and 5.9 apg for the UC Capitals in the WNBL.

2025: Averaged career highs in points (5.9), rebounds (1.9), assists (2.9) and minutes (23.4) ... Eclipsed 500 career points vs LVA on 8/23.


NOTES: 2024 Olympic bronze medalist with Australia ... Becoming the first Australian in Olympic history to record 15+ pts and 5+ asts in a bronze medal game ... Named FIBA's 2024 Rising Star of the Paris Olympics.

	GP	GS	PPG	RPG	APG	SPG	BPG	MPG	FG%	3FG%	FT%			
2026	10	7	10.0	2.1	3.9	1.00	0.30	24.8	.448	.333	.791			
Career	119	19	5.3	1.6	2.2	0.61	0.14	17.5	.416	.291	.727			

SUPERLATIVES	POINTS				REB		AST		BLK	STL	DBL-DBL	TPL-DBL
	10+	20+	30+	40+	10+	20+	10+	3+	3+			
2026	6	--	--	--	--	--	--	--	--	1	--	--
Career	21	1	--	--	--	--	--	--	--	4	--	--

GAME BY GAME STATISTICS														
OPPONENT	W/L	MIN	FG-A	3P-A	FT-A	OR	DR	TR	A	PF	ST	TO	BS	PTS
5/8 vs. GSV	L	17:28	4-5	2-3	3-3	1	1	2	3	2	1	0	0	13
5/10 at CON	W	23:10	4-7	1-2	6-11	0	1	1	6	3	1	1	1	15
5/13 at TOR	L	28:26	5-9	1-3	3-3	1	0	1	6	4	3	4	0	14
5/17 at IND	L	29:12	3-7	0-2	6-6	0	1	1	3	4	0	2	0	12
5/20 vs. CON	L	29:33	1-4	0-1	9-10	0	2	2	3	1	0	5	1	11
5/22 vs. CON	W	20:25	2-5	0-0	0-1	0	3	3	4	2	2	1	0	4
5/24 vs. WAS	W	24:52	0-6	0-2	3-4	1	1	2	6	4	2	2	0	3
5/27 vs. WAS	L	22:55	6-8	0-0	3-4	1	2	3	3	2	1	1	0	15
5/30 at TOR	L	26:48	3-8	1-2	1-1	0	3	3	4	3	0	3	1	8
6/1 at DAL	L	25:09	2-8	1-3	0-0	0	3	3	1	6	0	1	0	5
6/3 vs. PHX	-	00:00	0-0	0-0	0-0	0	0	0	0	0	0	0	0	0
6/6 at MIN	-	00:00	0-0	0-0	0-0	0	0	0	0	0	0	0	0	0
6/8 at LVA	-	00:00	0-0	0-0	0-0	0	0	0	0	0	0	0	0	0
6/10 vs. LAS	-	00:00	0-0	0-0	0-0	0	0	0	0	0	0	0	0	0
6/12 vs. GSV	-	00:00	0-0	0-0	0-0	0	0	0	0	0	0	0	0	0
6/17 at POR	-	00:00	0-0	0-0	0-0	0	0	0	0	0	0	0	0	0
6/20 at PHX	-	00:00	0-0	0-0	0-0	0	0	0	0	0	0	0	0	0
6/22 vs. DAL	-	00:00	0-0	0-0	0-0	0	0	0	0	0	0	0	0	0
6/25 vs. NYL	-	00:00	0-0	0-0	0-0	0	0	0	0	0	0	0	0	0
6/27 vs. ATL	-	00:00	0-0	0-0	0-0	0	0	0	0	0	0	0	0	0
7/2 at PHX	-	00:00	0-0	0-0	0-0	0	0	0	0	0	0	0	0	0
7/4 vs. POR	-	00:00	0-0	0-0	0-0	0	0	0	0	0	0	0	0	0
7/6 at LAS	-	00:00	0-0	0-0	0-0	0	0	0	0	0	0	0	0	0
7/9 at ATL	-	00:00	0-0	0-0	0-0	0	0	0	0	0	0	0	0	0
7/12 at WAS	-	00:00	0-0	0-0	0-0	0	0	0	0	0	0	0	0	0
7/15 at CHI	-	00:00	0-0	0-0	0-0	0	0	0	0	0	0	0	0	0
7/17 at IND	-	00:00	0-0	0-0	0-0	0	0	0	0	0	0	0	0	0
7/20 vs. MIN	-	00:00	0-0	0-0	0-0	0	0	0	0	0	0	0	0	0
7/22 vs. MIN	-	00:00	0-0	0-0	0-0	0	0	0	0	0	0	0	0	0
7/28 vs. IND	-	00:00	0-0	0-0	0-0	0	0	0	0	0	0	0	0	0
7/31 at ATL	-	00:00	0-0	0-0	0-0	0	0	0	0	0	0	0	0	0
8/3 at NYL	-	00:00	0-0	0-0	0-0	0	0	0	0	0	0	0	0	0
8/5 at NYL	-	00:00	0-0	0-0	0-0	0	0	0	0	0	0	0	0	0
8/8 at POR	-	00:00	0-0	0-0	0-0	0	0	0	0	0	0	0	0	0
8/10 vs. CHI	-	00:00	0-0	0-0	0-0	0	0	0	0	0	0	0	0	0
8/14 vs. POR	-	00:00	0-0	0-0	0-0	0	0	0	0	0	0	0	0	0
8/16 vs. CHI	-	00:00	0-0	0-0	0-0	0	0	0	0	0	0	0	0	0
8/23 at DAL	-	00:00	0-0	0-0	0-0	0	0	0	0	0	0	0	0	0
8/26 vs. TOR	-	00:00	0-0	0-0	0-0	0	0	0	0	0	0	0	0	0
8/30 vs. LAS	-	00:00	0-0	0-0	0-0	0	0	0	0	0	0	0	0	0
9/17 vs. LVA	-	00:00	0-0	0-0	0-0	0	0	0	0	0	0	0	0	0
9/19 at GSV	-	00:00	0-0	0-0	0-0	0	0	0	0	0	0	0	0	0
9/20 at LVA	-	00:00	0-0	0-0	0-0	0	0	0	0	0	0	0	0	0
9/23 vs. DAL	-	00:00	0-0	0-0	0-0	0	0	0	0	0	0	0	0	0
TOTAL	3/7	247:58	30-67	6-18	34-43	4	17	21	39	31	10	20	3	100

	2026 HIGHS	CAREER HIGHS
PTS	15 2 times (vs. WAS, 5/27/26)	21 at NYL 6/9/24
FGM	6 vs. WAS 5/27/26	8 at NYL 6/9/24
FGA	9 at TOR 5/13/26	12 at NYL 6/9/24
3FGM	2 vs. GSV 5/8/26	3 2 times (@ CON, 5/18/25)
3FGA	3 3 times (@ DAL, 6/1/26)	6 2 times (@ LAS, 8/31/25)
FTM	9 vs. CON 5/20/26	9 vs. CON 5/20/26
FTA	11 at CON 5/10/26	11 at CON 5/10/26
OREB	1 4 times (vs. WAS, 5/27/26)	2 4 times (vs. CON, 8/19/25)
DREB	3 3 times (@ DAL, 6/1/26)	7 at GSV 5/21/25
TREB	3 4 times (@ DAL, 6/1/26)	7 at GSV 5/21/25
ASTS	6 3 times (vs. WAS, 5/24/26)	7 at GSV 5/21/25
STLS	3 at TOR 5/13/26	4 2 times (vs. IND, 9/19/24)
BLKS	1 3 times (@ TOR, 5/30/26)	2 at IND 8/15/25
MINs	30 vs. CON 5/20/26	36 vs. MIN 6/24/25



ZIA COOKE

#7 | Guard | 5'9"

EXPERIENCE: 4th SEASON **DOB:** 1/9/2001
DRAFTED: 1st RD (#10) 2023 **HOMETOWN:** Toledo, Ohio
COLLEGE: South Carolina



2026: Career-high 25 pts on 5/22 vs CON; shot 9-10 FTs for first time in her career ... Notched season-high 4 asts on 5/17 vs IND ... Hit career-high 15 pts and a career-high 7 rebs on 5/8 vs GSV ... Averaged 15.5 ppg in the two preseason games.

2026 ATHLETES UNLIMITED: Ranked fourth in the league in scoring (16.4 per game), fourth in stls (1.5 per game) and fifth in asts (3.2 per game).

2025: Scored 300th career point and recorded 50th career assist on 5/25 vs LVA ... Recorded first multi-steal game with Seattle on 5/30 vs ATL ... 7 pts on 100% (2-2) shooting from deep vs DAL on 6/3 ... Season-high 4 FGM with 9 pts on 6/27 vs CON ... Season-high 10 pts on 6/29 and tied career high with 3 rebs ... Reached 1,000 minutes played on 7/3 vs Atlanta.

NOTES: Won NCAA championship and 2023 Ann Meyers Drysdale Award at S. Carolina ... Gold medalist at 2018 FIBA U17 World Cup and 2017 FIBA Americas U16.

	GP	GS	PPG	RPG	APG	SPG	BPG	MPG	FG%	3FG%	FT%
2026	10	0	9.4	2.4	1.4	0.40	0.00	17.9	.337	.294	.815
Career	104	4	4.6	0.9	0.7	0.35	0.15	12.0	.316	.303	.756

SUPERLATIVES	POINTS				REB		AST		BLK	STL	DBL-DBL	TPL-DBL
	10+	20+	30+	40+	10+	20+	10+	3+	3+			
2026	5	1	--	--	--	--	--	--	--	--	--	--
Career	16	1	--	--	--	--	--	1	1	--	--	--

GAME BY GAME STATISTICS														
OPPONENT	W/L	MIN	FG-A	3P-A	FT-A	OR	DR	TR	A	PF	ST	TO	BS	PTS
5/8 vs. GSV	L	22:30	5-12	2-3	3-5	3	4	7	2	1	1	1	0	15
5/10 at CON	W	12:09	1-6	1-3	1-2	1	0	1	0	1	1	1	0	4
5/13 at TOR	L	16:17	3-8	1-5	0-0	0	3	3	2	1	0	1	0	7
5/17 at IND	L	22:22	3-11	2-4	5-6	1	0	1	4	4	0	0	0	13
5/20 vs. CON	L	19:20	4-10	0-3	2-2	1	3	4	1	0	1	5	0	10
5/22 vs. CON	W	24:18	7-14	2-6	9-10	2	3	5	1	1	1	2	0	25
5/24 vs. WAS	W	17:06	3-8	2-4	2-2	0	1	1	2	1	0	3	0	10
5/27 vs. WAS	L	17:54	2-10	0-3	0-0	0	0	0	2	2	0	1	0	4
5/30 at TOR	L	10:55	1-6	0-1	0-0	0	0	0	0	1	0	1	0	2
6/1 at DAL	L	15:53	2-7	0-2	0-0	0	2	2	0	1	0	2	0	4
6/3 vs. PHX	-	00:00	0-0	0-0	0-0	0	0	0	0	0	0	0	0	0
6/6 at MIN	-	00:00	0-0	0-0	0-0	0	0	0	0	0	0	0	0	0
6/8 at LVA	-	00:00	0-0	0-0	0-0	0	0	0	0	0	0	0	0	0
6/10 vs. LAS	-	00:00	0-0	0-0	0-0	0	0	0	0	0	0	0	0	0
6/12 vs. GSV	-	00:00	0-0	0-0	0-0	0	0	0	0	0	0	0	0	0
6/17 at POR	-	00:00	0-0	0-0	0-0	0	0	0	0	0	0	0	0	0
6/20 at PHX	-	00:00	0-0	0-0	0-0	0	0	0	0	0	0	0	0	0
6/22 vs. DAL	-	00:00	0-0	0-0	0-0	0	0	0	0	0	0	0	0	0
6/25 vs. NYL	-	00:00	0-0	0-0	0-0	0	0	0	0	0	0	0	0	0
6/27 vs. ATL	-	00:00	0-0	0-0	0-0	0	0	0	0	0	0	0	0	0
7/2 at PHX	-	00:00	0-0	0-0	0-0	0	0	0	0	0	0	0	0	0
7/4 vs. POR	-	00:00	0-0	0-0	0-0	0	0	0	0	0	0	0	0	0
7/6 at LAS	-	00:00	0-0	0-0	0-0	0	0	0	0	0	0	0	0	0
7/9 at ATL	-	00:00	0-0	0-0	0-0	0	0	0	0	0	0	0	0	0
7/12 at WAS	-	00:00	0-0	0-0	0-0	0	0	0	0	0	0	0	0	0
7/15 at CHI	-	00:00	0-0	0-0	0-0	0	0	0	0	0	0	0	0	0
7/17 at IND	-	00:00	0-0	0-0	0-0	0	0	0	0	0	0	0	0	0
7/20 vs. MIN	-	00:00	0-0	0-0	0-0	0	0	0	0	0	0	0	0	0
7/22 vs. MIN	-	00:00	0-0	0-0	0-0	0	0	0	0	0	0	0	0	0
7/28 vs. IND	-	00:00	0-0	0-0	0-0	0	0	0	0	0	0	0	0	0
7/31 at ATL	-	00:00	0-0	0-0	0-0	0	0	0	0	0	0	0	0	0
8/3 at NYL	-	00:00	0-0	0-0	0-0	0	0	0	0	0	0	0	0	0
8/5 at NYL	-	00:00	0-0	0-0	0-0	0	0	0	0	0	0	0	0	0
8/8 at POR	-	00:00	0-0	0-0	0-0	0	0	0	0	0	0	0	0	0
8/10 vs. CHI	-	00:00	0-0	0-0	0-0	0	0	0	0	0	0	0	0	0
8/14 vs. POR	-	00:00	0-0	0-0	0-0	0	0	0	0	0	0	0	0	0
8/16 vs. CHI	-	00:00	0-0	0-0	0-0	0	0	0	0	0	0	0	0	0
8/23 at DAL	-	00:00	0-0	0-0	0-0	0	0	0	0	0	0	0	0	0
8/26 vs. TOR	-	00:00	0-0	0-0	0-0	0	0	0	0	0	0	0	0	0
8/30 vs. LAS	-	00:00	0-0	0-0	0-0	0	0	0	0	0	0	0	0	0
9/17 vs. LVA	-	00:00	0-0	0-0	0-0	0	0	0	0	0	0	0	0	0
9/19 at GSV	-	00:00	0-0	0-0	0-0	0	0	0	0	0	0	0	0	0
9/20 at LVA	-	00:00	0-0	0-0	0-0	0	0	0	0	0	0	0	0	0
9/23 vs. DAL	-	00:00	0-0	0-0	0-0	0	0	0	0	0	0	0	0	0
TOTAL	3/7	178:44	31-92	10-34	22-27	8	16	24	14	13	4	17	0	94

	2026 HIGHS	CAREER HIGHS
PTS	25 vs. CON 5/22/26	25 vs. CON 5/22/26
FGM	7 vs. CON 5/22/26	7 vs. CON 5/22/26
FGA	14 vs. CON 5/22/26	14 3 times (vs. CON, 5/22/26)
3FGM	2 4 times (vs. WAS, 5/24/26)	3 vs. PHO 9/17/24
3FGA	6 vs. CON 5/22/26	7 at GSV 6/29/25
FTM	9 vs. CON 5/22/26	9 vs. CON 5/22/26
FTA	10 vs. CON 5/22/26	10 vs. CON 5/22/26
OREB	3 vs. GSV 5/8/26	3 vs. GSV 5/8/26
DREB	4 vs. GSV 5/8/26	4 vs. GSV 5/8/26
TREB	7 vs. GSV 5/8/26	7 vs. GSV 5/8/26
ASTS	4 at IND 5/17/26	4 2 times (@ IND, 5/17/26)
STLS	1 4 times (vs. CON, 5/22/26)	3 vs. PHO 7/7/24
BLKS	--	3 at CHI 6/30/23
MINS	24 vs. CON 5/22/26	25 at WAS 8/4/23



LEXIE BROWN

#8 | Guard | 5'9"

EXPERIENCE: 9th SEASON **DOB:** 10/27/1994
DRAFTED: 1st RD (#9) 2018 **HOMETOWN:** Boston, Massachusetts
COLLEGE: Duke



2026: Recorded 300th career ast on 5/20 vs CON ... Tallied her 200th career 3-pter on 5/17 vs IND ... Notched her 1,000th career point on 5/10 vs CON ... Matched her career-high 5 made three-pointers on 5/10 vs CON.

2026 ATHLETES UNLIMITED: Averaged 6.2 pts, 1.8 rebs and 1.8 asts per game during the 2026 season.

2025: Scored first points in a Storm uniform with 3 free throws on 6/7 at PHX ... Made 100th career field goal on 6/14 vs GSV ... Season-high 20 minutes on 6/17 at LAS ... 7 pts and two made threes on 7/16 along with a season-high 3 rebs ... First double-digit scoring game with SEA on 7/24, scoring 12 pts on 100% (5-for-5) shooting from the field along with 2 stls ... Played 3,000th minute on 7/26 and tied season high with 2 stls ... season-high 3 asts on 8/1, matched again on 8/26.

NOTES: 2021 WNBA champion.

	GP	GS	PPG	RPG	APG	SPG	BPG	MPG	FG%	3FG%	FT%
2026	10	0	3.8	1.3	1.1	0.50	0.10	14.8	.462	.450	.833
Career	185	48	5.6	1.5	1.6	0.82	0.09	17.5	.390	.354	.799

SUPERLATIVES	POINTS 10+	POINTS 20+	PPG 30+	RPG 40+	REB 10+	REB 20+	AST 10+	BLK 3+	STL 3+	DBL-DBL	TPL-DBL
2026	1	--	--	--	--	--	--	--	--	--	--
Career	37	7	--	--	--	--	--	--	11	--	--

GAME BY GAME STATISTICS														
OPPONENT	W/L	MIN	FG-A	3P-A	FT-A	OR	DR	TR	A	PF	ST	TO	BS	PTS
5/8 vs. GSV	L	22:20	0-2	0-2	0-0	1	1	2	3	1	0	4	0	0
5/10 at CON	W	21:04	6-7	5-6	0-0	0	0	0	1	0	0	0	1	17
5/13 at TOR	L	15:50	0-1	0-1	0-0	0	3	3	1	3	0	3	0	0
5/17 at IND	L	16:32	1-3	1-3	0-0	0	4	4	0	2	0	1	0	3
5/20 vs. CON	L	21:41	2-6	0-1	1-1	0	2	2	2	3	2	0	0	5
5/22 vs. CON	W	12:50	1-1	1-1	0-0	0	1	1	0	1	0	1	0	3
5/24 vs. WAS	W	7:56	1-1	1-1	4-5	0	0	0	1	1	2	0	0	7
5/27 vs. WAS	L	11:20	1-3	1-3	0-0	0	0	0	1	0	0	0	0	3
5/30 at TOR	L	13:33	0-2	0-2	0-0	0	0	0	1	2	0	1	0	0
6/1 at DAL	L	4:48	0-0	0-0	0-0	0	1	1	1	0	1	0	0	0
6/3 vs. PHX	-	00:00	0-0	0-0	0-0	0	0	0	0	0	0	0	0	0
6/6 at MIN	-	00:00	0-0	0-0	0-0	0	0	0	0	0	0	0	0	0
6/8 at LVA	-	00:00	0-0	0-0	0-0	0	0	0	0	0	0	0	0	0
6/10 vs. LAS	-	00:00	0-0	0-0	0-0	0	0	0	0	0	0	0	0	0
6/12 vs. GSV	-	00:00	0-0	0-0	0-0	0	0	0	0	0	0	0	0	0
6/17 at POR	-	00:00	0-0	0-0	0-0	0	0	0	0	0	0	0	0	0
6/20 at PHX	-	00:00	0-0	0-0	0-0	0	0	0	0	0	0	0	0	0
6/22 vs. DAL	-	00:00	0-0	0-0	0-0	0	0	0	0	0	0	0	0	0
6/25 vs. NYL	-	00:00	0-0	0-0	0-0	0	0	0	0	0	0	0	0	0
6/27 vs. ATL	-	00:00	0-0	0-0	0-0	0	0	0	0	0	0	0	0	0
7/2 at PHX	-	00:00	0-0	0-0	0-0	0	0	0	0	0	0	0	0	0
7/4 vs. POR	-	00:00	0-0	0-0	0-0	0	0	0	0	0	0	0	0	0
7/6 at LAS	-	00:00	0-0	0-0	0-0	0	0	0	0	0	0	0	0	0
7/9 at ATL	-	00:00	0-0	0-0	0-0	0	0	0	0	0	0	0	0	0
7/12 at WAS	-	00:00	0-0	0-0	0-0	0	0	0	0	0	0	0	0	0
7/15 at CHI	-	00:00	0-0	0-0	0-0	0	0	0	0	0	0	0	0	0
7/17 at IND	-	00:00	0-0	0-0	0-0	0	0	0	0	0	0	0	0	0
7/20 vs. MIN	-	00:00	0-0	0-0	0-0	0	0	0	0	0	0	0	0	0
7/22 vs. MIN	-	00:00	0-0	0-0	0-0	0	0	0	0	0	0	0	0	0
7/28 vs. IND	-	00:00	0-0	0-0	0-0	0	0	0	0	0	0	0	0	0
7/31 at ATL	-	00:00	0-0	0-0	0-0	0	0	0	0	0	0	0	0	0
8/3 at NYL	-	00:00	0-0	0-0	0-0	0	0	0	0	0	0	0	0	0
8/5 at NYL	-	00:00	0-0	0-0	0-0	0	0	0	0	0	0	0	0	0
8/8 at POR	-	00:00	0-0	0-0	0-0	0	0	0	0	0	0	0	0	0
8/10 vs. CHI	-	00:00	0-0	0-0	0-0	0	0	0	0	0	0	0	0	0
8/14 vs. POR	-	00:00	0-0	0-0	0-0	0	0	0	0	0	0	0	0	0
8/16 vs. CHI	-	00:00	0-0	0-0	0-0	0	0	0	0	0	0	0	0	0
8/23 at DAL	-	00:00	0-0	0-0	0-0	0	0	0	0	0	0	0	0	0
8/26 vs. TOR	-	00:00	0-0	0-0	0-0	0	0	0	0	0	0	0	0	0
8/30 vs. LAS	-	00:00	0-0	0-0	0-0	0	0	0	0	0	0	0	0	0
9/17 vs. LVA	-	00:00	0-0	0-0	0-0	0	0	0	0	0	0	0	0	0
9/19 at GSV	-	00:00	0-0	0-0	0-0	0	0	0	0	0	0	0	0	0
9/20 at LVA	-	00:00	0-0	0-0	0-0	0	0	0	0	0	0	0	0	0
9/23 vs. DAL	-	00:00	0-0	0-0	0-0	0	0	0	0	0	0	0	0	0
TOTAL	3/7	147:54	12-26	9-20	5-6	1	12	13	11	13	5	10	1	38

	2026 HIGHS	CAREER HIGHS
PTS	17 at CON 5/10/26	26 2 times (@ PHO, 6/2/23)
FGM	6 at CON 5/10/26	11 at PHO 6/2/23
FGA	7 at CON 5/10/26	16 at PHO 6/2/23
3FGM	5 at CON 5/10/26	5 5 times (@ CON, 5/10/26)
3FGA	6 at CON 5/10/26	12 at LAS 8/20/19
FTM	4 vs. WAS 5/24/26	5 2 times (vs. WAS, 5/21/24)
FTA	5 vs. WAS 5/24/26	7 vs. IND 8/7/20
OREB	1 vs. GSV 5/8/26	2 at ATL 8/5/22
DREB	4 at IND 5/17/26	6 vs. IND 8/7/20
TREB	4 at IND 5/17/26	6 vs. IND 8/7/20
ASTS	3 vs. GSV 5/8/26	9 vs. IND 8/7/20
STLS	2 2 times (vs. WAS, 5/24/26)	7 at NYL 8/5/20
BLKS	1 at CON 5/10/26	11 6 times (@ CON, 5/10/26)
MINs	22 vs. GSV 5/8/26	40 vs. WAS 5/21/24



AWA FAM

#11 | Center | 6'4"

EXPERIENCE: Rookie

DOB: 6/17/2006

DRAFTED: 1st RD (#3) 2026

HOMETOWN: Alicante, Spain

COLLEGE: N/A



2026: Set new career-highs with 7 rebs & 4 stls on 6/1 vs DAL ... Made her WNBA debut on 5/24 vs WAS; put up 10 pts, became the second teenager to score 10+ pts in a debut game.

2025-26 OVERSEAS: 2026 Liga Femenina Endesa Champion ... Played for Spain's Valencia Basket ... Averaged 9.2 pts, 4.9 rebs, 1.4 asts, 0.8 stls and 0.5 blks in the Liga Femenina Endesa.

NOTES: Signed with Spain's Valencia Basket in December 2021 at 15 years old, the youngest athlete in team history.

	GP	GS	PPG	RPG	APG	SPG	BPG	MPG	FG%	3FG%	FT%
2026	4	0	7.8	4.8	0.3	1.25	0.25	23.2	.406	.000	.714
Career	4	0	7.8	4.8	0.3	1.25	0.25	23.2	.406	.000	.714

SUPERLATIVES	POINTS			REB			AST			STL		
	10+	20+	30+	10+	20+	30+	10+	20+	30+	10+	20+	30+
2026	1	--	--	--	--	--	--	--	--	1	--	--
Career	1	--	--	--	--	--	--	--	--	1	--	--

GAME BY GAME STATISTICS														
OPPONENT	W/L	MIN	FG-A	3P-A	FT-A	OR	DR	TR	A	PF	ST	TO	BS	PTS
5/8 vs. GSV	L													
5/10 at CON	W													
5/13 at TOR	L													
5/17 at IND	L													
5/20 vs. CON	L													
5/22 vs. CON	W													
5/24 vs. WAS	W	20:29	4-7	0-1	2-2	0	2	2	0	4	1	2	0	10
5/27 vs. WAS	L	17:15	2-5	0-1	2-4	4	1	5	0	4	0	1	0	6
5/30 at TOR	L	23:41	3-10	0-2	1-1	1	4	5	0	3	0	2	1	7
6/1 at DAL	L	31:25	4-10	0-1	0-0	3	4	7	1	2	4	2	0	8
6/3 vs. PHX	-	00:00	0-0	0-0	0-0	0	0	0	0	0	0	0	0	0
6/6 at MIN	-	00:00	0-0	0-0	0-0	0	0	0	0	0	0	0	0	0
6/8 at LVA	-	00:00	0-0	0-0	0-0	0	0	0	0	0	0	0	0	0
6/10 vs. LAS	-	00:00	0-0	0-0	0-0	0	0	0	0	0	0	0	0	0
6/12 vs. GSV	-	00:00	0-0	0-0	0-0	0	0	0	0	0	0	0	0	0
6/17 at POR	-	00:00	0-0	0-0	0-0	0	0	0	0	0	0	0	0	0
6/20 at PHX	-	00:00	0-0	0-0	0-0	0	0	0	0	0	0	0	0	0
6/22 vs. DAL	-	00:00	0-0	0-0	0-0	0	0	0	0	0	0	0	0	0
6/25 vs. NYL	-	00:00	0-0	0-0	0-0	0	0	0	0	0	0	0	0	0
6/27 vs. ATL	-	00:00	0-0	0-0	0-0	0	0	0	0	0	0	0	0	0
7/2 at PHX	-	00:00	0-0	0-0	0-0	0	0	0	0	0	0	0	0	0
7/4 vs. POR	-	00:00	0-0	0-0	0-0	0	0	0	0	0	0	0	0	0
7/6 at LAS	-	00:00	0-0	0-0	0-0	0	0	0	0	0	0	0	0	0
7/9 at ATL	-	00:00	0-0	0-0	0-0	0	0	0	0	0	0	0	0	0
7/12 at WAS	-	00:00	0-0	0-0	0-0	0	0	0	0	0	0	0	0	0
7/15 at CHI	-	00:00	0-0	0-0	0-0	0	0	0	0	0	0	0	0	0
7/17 at IND	-	00:00	0-0	0-0	0-0	0	0	0	0	0	0	0	0	0
7/20 vs. MIN	-	00:00	0-0	0-0	0-0	0	0	0	0	0	0	0	0	0
7/22 vs. MIN	-	00:00	0-0	0-0	0-0	0	0	0	0	0	0	0	0	0
7/28 vs. IND	-	00:00	0-0	0-0	0-0	0	0	0	0	0	0	0	0	0
7/31 at ATL	-	00:00	0-0	0-0	0-0	0	0	0	0	0	0	0	0	0
8/3 at NYL	-	00:00	0-0	0-0	0-0	0	0	0	0	0	0	0	0	0
8/5 at NYL	-	00:00	0-0	0-0	0-0	0	0	0	0	0	0	0	0	0
8/8 at POR	-	00:00	0-0	0-0	0-0	0	0	0	0	0	0	0	0	0
8/10 vs. CHI	-	00:00	0-0	0-0	0-0	0	0	0	0	0	0	0	0	0
8/14 vs. POR	-	00:00	0-0	0-0	0-0	0	0	0	0	0	0	0	0	0
8/16 vs. CHI	-	00:00	0-0	0-0	0-0	0	0	0	0	0	0	0	0	0
8/23 at DAL	-	00:00	0-0	0-0	0-0	0	0	0	0	0	0	0	0	0
8/26 vs. TOR	-	00:00	0-0	0-0	0-0	0	0	0	0	0	0	0	0	0
8/30 vs. LAS	-	00:00	0-0	0-0	0-0	0	0	0	0	0	0	0	0	0
9/17 vs. LVA	-	00:00	0-0	0-0	0-0	0	0	0	0	0	0	0	0	0
9/19 at GSV	-	00:00	0-0	0-0	0-0	0	0	0	0	0	0	0	0	0
9/20 at LVA	-	00:00	0-0	0-0	0-0	0	0	0	0	0	0	0	0	0
9/23 vs. DAL	-	00:00	0-0	0-0	0-0	0	0	0	0	0	0	0	0	0
TOTAL	3/7	92:50	13-32	0-5	5-7	8	11	19	1	13	5	7	1	31

	2026 HIGHS	CAREER HIGHS
PTS	10 vs. WAS 5/24/26	10 vs. WAS 5/24/26
FGM	4 2 times (@ DAL, 6/1/26)	4 2 times (@ DAL, 6/1/26)
FGA	10 2 times (@ DAL, 6/1/26)	10 2 times (@ DAL, 6/1/26)
3FGM	--	--
3FGA	2 at TOR 5/30/26	2 at TOR 5/30/26
FTM	2 2 times (vs. WAS, 5/27/26)	2 2 times (vs. WAS, 5/27/26)
FTA	4 vs. WAS 5/27/26	4 vs. WAS 5/27/26
OREB	4 vs. WAS 5/27/26	4 vs. WAS 5/27/26
DREB	4 2 times (@ DAL, 6/1/26)	4 2 times (@ DAL, 6/1/26)
TREB	7 at DAL 6/1/26	7 at DAL 6/1/26
ASTS	1 at DAL 6/1/26	1 at DAL 6/1/26
STLS	4 at DAL 6/1/26	4 at DAL 6/1/26
BLKS	1 at TOR 5/30/26	1 at TOR 5/30/26
MINs	31 at DAL 6/1/26	31 at DAL 6/1/26



EZI MAGBEGOR

#13 | F/C | 6'6"

EXPERIENCE: 7th SEASON **DOB:** 8/13/1999
DRAFTED: 1st RD (#12) 2019 **HOMETOWN:** Melbourne, Australia
COLLEGE: N/A



2026 UNRIVALED: Averaged 7.5 pts, 5.5 rebs and 1.3 asts for the Hive ... Shot 52.1% from the field.
2025: Grabbed 1,000th rebound on 5/25 ... 5 blks in 1:50 of game time on 6/3, setting a WNBA record for shortest amount of time between a player's first and fifth blocks ... Passed Breanna Stewart for the second-most blks with the Storm on 6/7 ... Second-most games with 1+ blk in a Storm uniform ... Joined Lauren Jackson as the only players in franchise history with 4+ blks in three straight games ... Passed Crystal Langhorne for eighth on the Storm's franchise scoring list and seventh in FGM ... Moved into fourth on the franchise rebounding list on 8/19 and seventh in double-digit scoring games ... Entered top 25 on all-time blks list ... Set Storm single-season blks record.

NOTES: Represented Australia four times in FIBA tournaments, helped Australia to a Bronze Medal in 2024 Paris Olympics.

	GP	GS	PPG	RPG	APG	SPG	BPG	MPG	FG%	3FG%	FT%		2026 HIGHS	CAREER HIGHS			
** No Games Played 2026 Regular Season **												PTS	--	24 vs. WAS 6/9/23			
Career	206	147	9.7	6.0	1.7	0.84	1.72	25.3	.518	.332	.752		FGM	--	10 vs. WAS 6/9/23		
SUPERLATIVES	POINTS				REB	AST	BLK	STL					FGA	--	19 at CHI 8/15/21		
	10+	20+	30+	40+	10+	20+	10+	3+	3+	DBL-DBL	TPL-DBL		3FGM	--	4 at DAL 6/17/23		
2026	--	--	--	--	--	--	--	--	--	--	--		3FGA	--	4 4 times (@ IND, 8/24/23)		
Career	101	9	--	--	26	--	--	56	12	21	--		FTM	--	8 vs. DAL 7/22/25		
GAME BY GAME STATISTICS													FTA	--	8 3 times (vs. DAL, 7/22/25)		
OPPONENT	W/L	MIN	FG-A	3P-A	FT-A	OR	DR	TR	A	PF	ST	TO	BS	PTS	OREB	--	7 2 times (vs. MIN, 6/29/23)
5/8 vs. GSV	L														DREB	--	12 2 times (@ LVA, 6/7/24)
5/10 at CON	W														TREB	--	16 vs. MIN 6/29/23
5/13 at TOR	L														ASTS	--	7 vs. LAS 9/10/23
5/17 at IND	L														STLS	--	4 2 times (@ DAL, 6/13/24)
5/20 vs. CON	L														BLKS	--	8 vs. CHI 7/5/24
5/22 vs. CON	W														MINS	--	42 at MIN 5/17/24
5/24 vs. WAS	W																
5/27 vs. WAS	L																
5/30 at TOR	L																
6/1 at DAL	L																
6/3 vs. PHX	-	00:00	0-0	0-0	0-0	0	0	0	0	0	0	0	0	0			
6/6 at MIN	-	00:00	0-0	0-0	0-0	0	0	0	0	0	0	0	0	0			
6/8 at LVA	-	00:00	0-0	0-0	0-0	0	0	0	0	0	0	0	0	0			
6/10 vs. LAS	-	00:00	0-0	0-0	0-0	0	0	0	0	0	0	0	0	0			
6/12 vs. GSV	-	00:00	0-0	0-0	0-0	0	0	0	0	0	0	0	0	0			
6/17 at POR	-	00:00	0-0	0-0	0-0	0	0	0	0	0	0	0	0	0			
6/20 at PHX	-	00:00	0-0	0-0	0-0	0	0	0	0	0	0	0	0	0			
6/22 vs. DAL	-	00:00	0-0	0-0	0-0	0	0	0	0	0	0	0	0	0			
6/25 vs. NYL	-	00:00	0-0	0-0	0-0	0	0	0	0	0	0	0	0	0			
6/27 vs. ATL	-	00:00	0-0	0-0	0-0	0	0	0	0	0	0	0	0	0			
7/2 at PHX	-	00:00	0-0	0-0	0-0	0	0	0	0	0	0	0	0	0			
7/4 vs. POR	-	00:00	0-0	0-0	0-0	0	0	0	0	0	0	0	0	0			
7/6 at LAS	-	00:00	0-0	0-0	0-0	0	0	0	0	0	0	0	0	0			
7/9 at ATL	-	00:00	0-0	0-0	0-0	0	0	0	0	0	0	0	0	0			
7/12 at WAS	-	00:00	0-0	0-0	0-0	0	0	0	0	0	0	0	0	0			
7/15 at CHI	-	00:00	0-0	0-0	0-0	0	0	0	0	0	0	0	0	0			
7/17 at IND	-	00:00	0-0	0-0	0-0	0	0	0	0	0	0	0	0	0			
7/20 vs. MIN	-	00:00	0-0	0-0	0-0	0	0	0	0	0	0	0	0	0			
7/22 vs. MIN	-	00:00	0-0	0-0	0-0	0	0	0	0	0	0	0	0	0			
7/28 vs. IND	-	00:00	0-0	0-0	0-0	0	0	0	0	0	0	0	0	0			
7/31 at ATL	-	00:00	0-0	0-0	0-0	0	0	0	0	0	0	0	0	0			
8/3 at NYL	-	00:00	0-0	0-0	0-0	0	0	0	0	0	0	0	0	0			
8/5 at NYL	-	00:00	0-0	0-0	0-0	0	0	0	0	0	0	0	0	0			
8/8 at POR	-	00:00	0-0	0-0	0-0	0	0	0	0	0	0	0	0	0			
8/10 vs. CHI	-	00:00	0-0	0-0	0-0	0	0	0	0	0	0	0	0	0			
8/14 vs. POR	-	00:00	0-0	0-0	0-0	0	0	0	0	0	0	0	0	0			
8/16 vs. CHI	-	00:00	0-0	0-0	0-0	0	0	0	0	0	0	0	0	0			
8/23 at DAL	-	00:00	0-0	0-0	0-0	0	0	0	0	0	0	0	0	0			
8/26 vs. TOR	-	00:00	0-0	0-0	0-0	0	0	0	0	0	0	0	0	0			
8/30 vs. LAS	-	00:00	0-0	0-0	0-0	0	0	0	0	0	0	0	0	0			
9/17 vs. LVA	-	00:00	0-0	0-0	0-0	0	0	0	0	0	0	0	0	0			
9/19 at GSV	-	00:00	0-0	0-0	0-0	0	0	0	0	0	0	0	0	0			
9/20 at LVA	-	00:00	0-0	0-0	0-0	0	0	0	0	0	0	0	0	0			
9/23 vs. DAL	-	00:00	0-0	0-0	0-0	0	0	0	0	0	0	0	0	0			
TOTAL	3/7	00:00	0-0	0-0	0-0	0	0	0	0	0	0	0	0	0			



DOMINIQUE MALONGA

#14 | Center | 6'6"

EXPERIENCE: 2nd SEASON **DOB:** 11/16/2005
DRAFTED: 1st RD (#2) 2025 **HOMETOWN:** Yaounde, Cameroon
COLLEGE: N/A



2026: Tied her season-high 21 pts on 5/13 vs TOR ... Shot 66.7% from three and grabbed 7 rebs ... Grabbed her 200th career rebound on 5/8 vs GSV, becoming the youngest WNBA player in history to record 200 career boards.

2026 UNRIVALED: Ranked third in the league in total blocks (13) and fourth in rebounding (9.4 per game) ... Became the second player in league history to dunk and the first player to record multiple dunks ... Averaged 16.4 pts on 55.1% from the field for the Breeze.

2025: Became youngest in WNBA history to reach 100 pts and recorded first double-double ... Became the first rookie in WNBA history with 20 pts and 12 rebs off the bench ... First player in WNBA history to make 100 FG before turning 20 (8/19) ... Storm record for 10+ pt games off the bench in a season (12).

NOTES: Earned a silver medal with France at the 2024 Paris Olympics ... Won EuroCup and French LFB championships in 2023 at just 17 years old.

	GP	GS	PPG	RPG	APG	SPG	BPG	MPG	FG%	3FG%	FT%
2026	3	3	16.0	7.3	0.3	1.00	2.00	26.6	.475	.400	.533
Career	45	3	8.2	4.8	0.8	0.44	0.76	15.1	.541	.261	.561

SUPERLATIVES	POINTS				REB		AST		BLK	STL	DBL-DBL	TPL-DBL
	10+	20+	30+	40+	10+	20+	10+	3+	3+			
2026	2	2	--	--	--	--	--	1	--	--	--	--
Career	15	5	--	--	4	--	--	3	1	4	--	--

GAME BY GAME STATISTICS														
OPPONENT	W/L	MIN	FG-A	3P-A	FT-A	OR	DR	TR	A	PF	ST	TO	BS	PTS
5/8 vs. GSV	L	28:37	8-15	0-2	5-9	4	4	8	0	3	0	3	2	21
5/10 at CON	W	19:36	2-6	0-0	2-2	0	7	7	0	4	2	2	3	6
5/13 at TOR	L	31:40	9-19	2-3	1-4	1	6	7	1	1	1	1	1	21
5/17 at IND	L													
5/20 vs. CON	L													
5/22 vs. CON	W													
5/24 vs. WAS	W													
5/27 vs. WAS	L													
5/30 at TOR	L													
6/1 at DAL	L													
6/3 vs. PHX	-	00:00	0-0	0-0	0-0	0	0	0	0	0	0	0	0	0
6/6 at MIN	-	00:00	0-0	0-0	0-0	0	0	0	0	0	0	0	0	0
6/8 at LVA	-	00:00	0-0	0-0	0-0	0	0	0	0	0	0	0	0	0
6/10 vs. LAS	-	00:00	0-0	0-0	0-0	0	0	0	0	0	0	0	0	0
6/12 vs. GSV	-	00:00	0-0	0-0	0-0	0	0	0	0	0	0	0	0	0
6/17 at POR	-	00:00	0-0	0-0	0-0	0	0	0	0	0	0	0	0	0
6/20 at PHX	-	00:00	0-0	0-0	0-0	0	0	0	0	0	0	0	0	0
6/22 vs. DAL	-	00:00	0-0	0-0	0-0	0	0	0	0	0	0	0	0	0
6/25 vs. NYL	-	00:00	0-0	0-0	0-0	0	0	0	0	0	0	0	0	0
6/27 vs. ATL	-	00:00	0-0	0-0	0-0	0	0	0	0	0	0	0	0	0
7/2 at PHX	-	00:00	0-0	0-0	0-0	0	0	0	0	0	0	0	0	0
7/4 vs. POR	-	00:00	0-0	0-0	0-0	0	0	0	0	0	0	0	0	0
7/6 at LAS	-	00:00	0-0	0-0	0-0	0	0	0	0	0	0	0	0	0
7/9 at ATL	-	00:00	0-0	0-0	0-0	0	0	0	0	0	0	0	0	0
7/12 at WAS	-	00:00	0-0	0-0	0-0	0	0	0	0	0	0	0	0	0
7/15 at CHI	-	00:00	0-0	0-0	0-0	0	0	0	0	0	0	0	0	0
7/17 at IND	-	00:00	0-0	0-0	0-0	0	0	0	0	0	0	0	0	0
7/20 vs. MIN	-	00:00	0-0	0-0	0-0	0	0	0	0	0	0	0	0	0
7/22 vs. MIN	-	00:00	0-0	0-0	0-0	0	0	0	0	0	0	0	0	0
7/28 vs. IND	-	00:00	0-0	0-0	0-0	0	0	0	0	0	0	0	0	0
7/31 at ATL	-	00:00	0-0	0-0	0-0	0	0	0	0	0	0	0	0	0
8/3 at NYL	-	00:00	0-0	0-0	0-0	0	0	0	0	0	0	0	0	0
8/5 at NYL	-	00:00	0-0	0-0	0-0	0	0	0	0	0	0	0	0	0
8/8 at POR	-	00:00	0-0	0-0	0-0	0	0	0	0	0	0	0	0	0
8/10 vs. CHI	-	00:00	0-0	0-0	0-0	0	0	0	0	0	0	0	0	0
8/14 vs. POR	-	00:00	0-0	0-0	0-0	0	0	0	0	0	0	0	0	0
8/16 vs. CHI	-	00:00	0-0	0-0	0-0	0	0	0	0	0	0	0	0	0
8/23 at DAL	-	00:00	0-0	0-0	0-0	0	0	0	0	0	0	0	0	0
8/26 vs. TOR	-	00:00	0-0	0-0	0-0	0	0	0	0	0	0	0	0	0
8/30 vs. LAS	-	00:00	0-0	0-0	0-0	0	0	0	0	0	0	0	0	0
9/17 vs. LVA	-	00:00	0-0	0-0	0-0	0	0	0	0	0	0	0	0	0
9/19 at GSV	-	00:00	0-0	0-0	0-0	0	0	0	0	0	0	0	0	0
9/20 at LVA	-	00:00	0-0	0-0	0-0	0	0	0	0	0	0	0	0	0
9/23 vs. DAL	-	00:00	0-0	0-0	0-0	0	0	0	0	0	0	0	0	0
TOTAL	3/7	79:53	19-40	2-5	8-15	5	17	22	1	8	3	6	6	48

	2026 HIGHS	CAREER HIGHS
PTS	21 2 times (@ TOR, 5/13/26)	22 2 times (@ DAL, 8/22/25)
FGM	9 at TOR 5/13/26	10 at DAL 8/22/25
FGA	19 at TOR 5/13/26	19 at TOR 5/13/26
3FGM	2 at TOR 5/13/26	2 at TOR 5/13/26
3FGA	3 at TOR 5/13/26	3 at TOR 5/13/26
FTM	5 vs. GSV 5/8/26	6 at LVA 8/8/25
FTA	9 vs. GSV 5/8/26	9 vs. GSV 5/8/26
OREB	4 vs. GSV 5/8/26	5 2 times (@ WAS, 8/24/25)
DREB	7 at CON 5/10/26	10 at LVA 8/8/25
TREB	8 vs. GSV 5/8/26	12 at LVA 8/8/25
ASTS	1 at TOR 5/13/26	3 3 times (vs. IND, 8/3/25)
STLS	2 at CON 5/10/26	3 at WAS 8/24/25
BLKS	3 at CON 5/10/26	3 3 times (@ CON, 5/10/26)
MINS	32 at TOR 5/13/26	32 at TOR 5/13/26



TAINA MAIR

#22 | Guard | 5'9"

EXPERIENCE: Rookie

DOB: 11/20/2003

DRAFTED: 1st RD (#14) 2026

HOMETOWN: Boston, Massachusetts

COLLEGE: Duke



2026: Made her regular season debut on 5/20 vs CON ... Signed as a development player on 5/5 ... Led the team in assists in both preseason matchups, averaging 4.5 per game ... Played in double digit minutes in both preseason contests ... Led the Storm with a 15 +/- in the 4/25 preseason game.

2025-26 (Duke): Averaged 11.6 pts, 5.6 asts and 5.9 rebs per game ... Shot 34.1% from beyond the arc and 41.1% from the field while grabbing 89 stls in the 36-game season.

NOTES: 2026 ACC Tournament MVP ... Led the Duke women's program in assists (134) and ranked second in both three-point percentage (37.8%) and steals (55) in 2025.

	GP	GS	PPG	RPG	APG	SPG	BPG	MPG	FG%	3FG%	FT%
2026	1	0	0.0	0.0	1.0	0.00	0.00	3.2	.000	.000	.000
Career	1	0	0.0	0.0	1.0	0.00	0.00	3.2	.000	.000	.000

SUPERLATIVES	POINTS				REB		AST		BLK		STL	DBL-DBL	TPL-DBL
	10+	20+	30+	40+	10+	20+	10+	3+	3+				
2026	--	--	--	--	--	--	--	--	--	--	--	--	--
Career	--	--	--	--	--	--	--	--	--	--	--	--	--

GAME BY GAME STATISTICS

OPPONENT	W/L	MIN	FG-A	3P-A	FT-A	OR	DR	TR	A	PF	ST	TO	BS	PTS
5/8 vs. GSV	L													
5/10 at CON	W													
5/13 at TOR	L													
5/17 at IND	L													
5/20 vs. CON	L	3:12	0-1	0-0	0-0	0	0	0	1	0	0	0	0	0
5/22 vs. CON	W													
5/24 vs. WAS	W													
5/27 vs. WAS	L													
5/30 at TOR	L													
6/1 at DAL	L													
6/3 vs. PHX	-	00:00	0-0	0-0	0-0	0	0	0	0	0	0	0	0	0
6/6 at MIN	-	00:00	0-0	0-0	0-0	0	0	0	0	0	0	0	0	0
6/8 at LVA	-	00:00	0-0	0-0	0-0	0	0	0	0	0	0	0	0	0
6/10 vs. LAS	-	00:00	0-0	0-0	0-0	0	0	0	0	0	0	0	0	0
6/12 vs. GSV	-	00:00	0-0	0-0	0-0	0	0	0	0	0	0	0	0	0
6/17 at POR	-	00:00	0-0	0-0	0-0	0	0	0	0	0	0	0	0	0
6/20 at PHX	-	00:00	0-0	0-0	0-0	0	0	0	0	0	0	0	0	0
6/22 vs. DAL	-	00:00	0-0	0-0	0-0	0	0	0	0	0	0	0	0	0
6/25 vs. NYL	-	00:00	0-0	0-0	0-0	0	0	0	0	0	0	0	0	0
6/27 vs. ATL	-	00:00	0-0	0-0	0-0	0	0	0	0	0	0	0	0	0
7/2 at PHX	-	00:00	0-0	0-0	0-0	0	0	0	0	0	0	0	0	0
7/4 vs. POR	-	00:00	0-0	0-0	0-0	0	0	0	0	0	0	0	0	0
7/6 at LAS	-	00:00	0-0	0-0	0-0	0	0	0	0	0	0	0	0	0
7/9 at ATL	-	00:00	0-0	0-0	0-0	0	0	0	0	0	0	0	0	0
7/12 at WAS	-	00:00	0-0	0-0	0-0	0	0	0	0	0	0	0	0	0
7/15 at CHI	-	00:00	0-0	0-0	0-0	0	0	0	0	0	0	0	0	0
7/17 at IND	-	00:00	0-0	0-0	0-0	0	0	0	0	0	0	0	0	0
7/20 vs. MIN	-	00:00	0-0	0-0	0-0	0	0	0	0	0	0	0	0	0
7/22 vs. MIN	-	00:00	0-0	0-0	0-0	0	0	0	0	0	0	0	0	0
7/28 vs. IND	-	00:00	0-0	0-0	0-0	0	0	0	0	0	0	0	0	0
7/31 at ATL	-	00:00	0-0	0-0	0-0	0	0	0	0	0	0	0	0	0
8/3 at NYL	-	00:00	0-0	0-0	0-0	0	0	0	0	0	0	0	0	0
8/5 at NYL	-	00:00	0-0	0-0	0-0	0	0	0	0	0	0	0	0	0
8/8 at POR	-	00:00	0-0	0-0	0-0	0	0	0	0	0	0	0	0	0
8/10 vs. CHI	-	00:00	0-0	0-0	0-0	0	0	0	0	0	0	0	0	0
8/14 vs. POR	-	00:00	0-0	0-0	0-0	0	0	0	0	0	0	0	0	0
8/16 vs. CHI	-	00:00	0-0	0-0	0-0	0	0	0	0	0	0	0	0	0
8/23 at DAL	-	00:00	0-0	0-0	0-0	0	0	0	0	0	0	0	0	0
8/26 vs. TOR	-	00:00	0-0	0-0	0-0	0	0	0	0	0	0	0	0	0
8/30 vs. LAS	-	00:00	0-0	0-0	0-0	0	0	0	0	0	0	0	0	0
9/17 vs. LVA	-	00:00	0-0	0-0	0-0	0	0	0	0	0	0	0	0	0
9/19 at GSV	-	00:00	0-0	0-0	0-0	0	0	0	0	0	0	0	0	0
9/20 at LVA	-	00:00	0-0	0-0	0-0	0	0	0	0	0	0	0	0	0
9/23 vs. DAL	-	00:00	0-0	0-0	0-0	0	0	0	0	0	0	0	0	0
TOTAL	3/7	03:12	0-1	0-0	0-0	0	0	0	1	0	0	0	0	0

	2026 HIGHS	CAREER HIGHS
PTS	--	--
FGM	--	--
FGA	1 vs. CON 5/20/26	1 vs. CON 5/20/26
3FGM	--	--
3FGA	--	--
FTM	--	--
FTA	--	--
OREB	--	--
DREB	--	--
TREB	--	--
ASTS	1 vs. CON 5/20/26	1 vs. CON 5/20/26
STLS	--	--
BLKS	--	--
MINs	3 vs. CON 5/20/26	3 vs. CON 5/20/26



JORDAN HORSTON

#23 | G/F | 6'2"

EXPERIENCE: 3rd SEASON **DOB:** 5/21/2001
DRAFTED: 1st RD (#9) 2023 **HOMETOWN:** Columbus, Ohio
COLLEGE: Tennessee



2026: Blocked a season-high 4 shots on 6/1 vs DAL ... Notched season-high 15 pts and 4 stls and her 100th offensive reb on 5/30 vs TOR ... Grabbed her 100th career stl on 5/22 vs CON.

2025: Out due to ACL injury.

2024: Season-high 20 pts on 8-of-11 shooting vs CHI (7/5) had 12 pts and added a career-best 5 stls at PHO (6/16) ... Scored 8 pts along with 7 rebs, 4 stls and 3 asts in season opener vs MIN (5/14) ... Career-high 4 blks along with 4 rebs, 3 stls and 2 asts vs IND (5/22).

NOTES: 45th player from Tennessee to be drafted into the WNBA ... Represented the US at the FIBA U17 World Cup and the FIBA Americas U16 Championship ... Tournament MVP at FIBA U17 World Cup ... MVP of 2019 McDonald's All American Game.

	GP	GS	PPG	RPG	APG	SPG	BPG	MPG	FG%	3FG%	FT%		
2026	10	10	4.1	3.6	1.1	1.20	0.70	18.9	.314	.133	.875		
Career	85	41	6.5	4.5	1.6	1.25	0.64	22.0	.414	.231	.728		

SUPERLATIVES	POINTS				REB		AST		BLK		STL	
	10+	20+	30+	40+	10+	20+	10+	3+	3+	3+	DBL-DBL	TPL-DBL
2026	1	--	--	--	--	--	--	--	1	2	--	--
Career	21	2	--	--	7	--	--	--	3	15	4	--

GAME BY GAME STATISTICS														
OPPONENT	W/L	MIN	FG-A	3P-A	FT-A	OR	DR	TR	A	PF	ST	TO	BS	PTS
5/8 vs. GSV	L	15:22	0-4	0-2	0-0	0	4	4	0	1	0	1	1	0
5/10 at CON	W	15:17	1-4	0-1	2-2	1	2	3	1	0	1	3	1	4
5/13 at TOR	L	17:46	0-0	0-0	1-2	0	2	2	1	1	0	1	0	1
5/17 at IND	L	14:42	1-5	0-1	0-0	0	2	2	3	2	1	1	0	2
5/20 vs. CON	L	17:07	0-2	0-1	0-0	1	2	3	0	1	2	1	0	0
5/22 vs. CON	W	22:01	4-9	0-2	0-0	0	4	4	0	2	3	1	0	8
5/24 vs. WAS	W	19:31	2-4	1-3	0-0	0	3	3	1	3	1	1	0	5
5/27 vs. WAS	L	18:36	1-5	0-1	2-2	1	4	5	3	3	0	1	1	4
5/30 at TOR	L	22:23	6-11	1-2	2-2	3	1	4	1	0	4	2	0	15
6/1 at DAL	L	26:41	1-7	0-2	0-0	1	5	6	1	1	0	2	4	2
6/3 vs. PHX	-	00:00	0-0	0-0	0-0	0	0	0	0	0	0	0	0	0
6/6 at MIN	-	00:00	0-0	0-0	0-0	0	0	0	0	0	0	0	0	0
6/8 at LVA	-	00:00	0-0	0-0	0-0	0	0	0	0	0	0	0	0	0
6/10 vs. LAS	-	00:00	0-0	0-0	0-0	0	0	0	0	0	0	0	0	0
6/12 vs. GSV	-	00:00	0-0	0-0	0-0	0	0	0	0	0	0	0	0	0
6/17 at POR	-	00:00	0-0	0-0	0-0	0	0	0	0	0	0	0	0	0
6/20 at PHX	-	00:00	0-0	0-0	0-0	0	0	0	0	0	0	0	0	0
6/22 vs. DAL	-	00:00	0-0	0-0	0-0	0	0	0	0	0	0	0	0	0
6/25 vs. NYL	-	00:00	0-0	0-0	0-0	0	0	0	0	0	0	0	0	0
6/27 vs. ATL	-	00:00	0-0	0-0	0-0	0	0	0	0	0	0	0	0	0
7/2 at PHX	-	00:00	0-0	0-0	0-0	0	0	0	0	0	0	0	0	0
7/4 vs. POR	-	00:00	0-0	0-0	0-0	0	0	0	0	0	0	0	0	0
7/6 at LAS	-	00:00	0-0	0-0	0-0	0	0	0	0	0	0	0	0	0
7/9 at ATL	-	00:00	0-0	0-0	0-0	0	0	0	0	0	0	0	0	0
7/12 at WAS	-	00:00	0-0	0-0	0-0	0	0	0	0	0	0	0	0	0
7/15 at CHI	-	00:00	0-0	0-0	0-0	0	0	0	0	0	0	0	0	0
7/17 at IND	-	00:00	0-0	0-0	0-0	0	0	0	0	0	0	0	0	0
7/20 vs. MIN	-	00:00	0-0	0-0	0-0	0	0	0	0	0	0	0	0	0
7/22 vs. MIN	-	00:00	0-0	0-0	0-0	0	0	0	0	0	0	0	0	0
7/28 vs. IND	-	00:00	0-0	0-0	0-0	0	0	0	0	0	0	0	0	0
7/31 at ATL	-	00:00	0-0	0-0	0-0	0	0	0	0	0	0	0	0	0
8/3 at NYL	-	00:00	0-0	0-0	0-0	0	0	0	0	0	0	0	0	0
8/5 at NYL	-	00:00	0-0	0-0	0-0	0	0	0	0	0	0	0	0	0
8/8 at POR	-	00:00	0-0	0-0	0-0	0	0	0	0	0	0	0	0	0
8/10 vs. CHI	-	00:00	0-0	0-0	0-0	0	0	0	0	0	0	0	0	0
8/14 vs. POR	-	00:00	0-0	0-0	0-0	0	0	0	0	0	0	0	0	0
8/16 vs. CHI	-	00:00	0-0	0-0	0-0	0	0	0	0	0	0	0	0	0
8/23 at DAL	-	00:00	0-0	0-0	0-0	0	0	0	0	0	0	0	0	0
8/26 vs. TOR	-	00:00	0-0	0-0	0-0	0	0	0	0	0	0	0	0	0
8/30 vs. LAS	-	00:00	0-0	0-0	0-0	0	0	0	0	0	0	0	0	0
9/17 vs. LVA	-	00:00	0-0	0-0	0-0	0	0	0	0	0	0	0	0	0
9/19 at GSV	-	00:00	0-0	0-0	0-0	0	0	0	0	0	0	0	0	0
9/20 at LVA	-	00:00	0-0	0-0	0-0	0	0	0	0	0	0	0	0	0
9/23 vs. DAL	-	00:00	0-0	0-0	0-0	0	0	0	0	0	0	0	0	0
TOTAL	3/7	189:26	16-51	2-15	7-8	7	29	36	11	14	12	14	7	41

	2026 HIGHS	CAREER HIGHS
PTS	15 at TOR 5/30/26	23 at ATL 7/12/23
FGM	6 at TOR 5/30/26	8 3 times (vs. ATL, 7/14/24)
FGA	11 at TOR 5/30/26	16 at ATL 7/12/23
3FGM	12 times (@ TOR, 5/30/26)	3 at ATL 7/12/23
3FGA	3 vs. WAS 5/24/26	5 vs. WAS 6/9/23
FTM	2 3 times (@ TOR, 5/30/26)	7 at PHO 6/13/23
FTA	2 4 times (@ TOR, 5/30/26)	8 at PHO 6/13/23
OREB	3 at TOR 5/30/26	5 at CHI 8/22/23
DREB	5 at DAL 6/1/26	12 vs. CON 6/20/23
TREB	6 at DAL 6/1/26	14 at PHO 6/13/23
ASTS	3 2 times (vs. WAS, 5/27/26)	5 vs. IND 6/27/24
STLS	4 at TOR 5/30/26	5 at PHO 6/16/24
BLKS	4 at DAL 6/1/26	4 2 times (@ DAL, 6/1/26)
MINs	27 at DAL 6/1/26	38 at IND 8/24/23



JOYNER HOLMES

#24 | Forward | 6'3"

EXPERIENCE: 6th SEASON **DOB:** 2/22/1998
DRAFTED: 2nd RD (#19) 2020 **HOMETOWN:** Dallas, Texas
COLLEGE: Texas



2026: Played in first game with the Storm on 5/22 vs CON; recorded 5 rebs and 3 blks in 15 mins of play ... Signed a hardship contract with the Storm on 5/22.

2025: Played for LVA for six games ... Averaged 1.2 pts and 1.0 rebs.

NOTES: Spent parts of 2023 and 2024 season with the Storm ... Gold medalist with USA Basketball junior teams at the 2014 FIBA U17 World Championship and silver medalist at the 2017 FIBA U19 World Cup.

	GP	GS	PPG	RPG	APG	SPG	BPG	MPG	FG%	3FG%	FT%
2026	1	0	2.0	5.0	1.0	0.00	3.00	14.7	.250	.000	.000
Career	118	2	2.7	2.0	0.7	0.21	0.20	8.9	.357	.237	.737

SUPERLATIVES	POINTS				REB		AST	BLK	STL	DBL-DBL	TPL-DBL
	10+	20+	30+	40+	10+	20+	10+	3+	3+		
2026	--	--	--	--	--	--	--	1	--	--	--
Career	6	--	--	--	2	--	--	2	1	2	--

GAME BY GAME STATISTICS														
OPPONENT	W/L	MIN	FG-A	3P-A	FT-A	OR	DR	TR	A	PF	ST	TO	BS	PTS
5/8 vs. GSV	L													
5/10 at CON	W													
5/13 at TOR	L													
5/17 at IND	L													
5/20 vs. CON	L													
5/22 vs. CON	W	14:44	1-4	0-1	0-0	1	4	5	1	1	0	2	3	2
5/24 vs. WAS	W					DNP - Coaches Decision								
5/27 vs. WAS	L					DNP - Coaches Decision								
5/30 at TOR	L					DNP - Coaches Decision								
6/1 at DAL	L					DNP - Coaches Decision								
6/3 vs. PHX	-	00:00	0-0	0-0	0-0	0	0	0	0	0	0	0	0	0
6/6 at MIN	-	00:00	0-0	0-0	0-0	0	0	0	0	0	0	0	0	0
6/8 at LVA	-	00:00	0-0	0-0	0-0	0	0	0	0	0	0	0	0	0
6/10 vs. LAS	-	00:00	0-0	0-0	0-0	0	0	0	0	0	0	0	0	0
6/12 vs. GSV	-	00:00	0-0	0-0	0-0	0	0	0	0	0	0	0	0	0
6/17 at POR	-	00:00	0-0	0-0	0-0	0	0	0	0	0	0	0	0	0
6/20 at PHX	-	00:00	0-0	0-0	0-0	0	0	0	0	0	0	0	0	0
6/22 vs. DAL	-	00:00	0-0	0-0	0-0	0	0	0	0	0	0	0	0	0
6/25 vs. NYL	-	00:00	0-0	0-0	0-0	0	0	0	0	0	0	0	0	0
6/27 vs. ATL	-	00:00	0-0	0-0	0-0	0	0	0	0	0	0	0	0	0
7/2 at PHX	-	00:00	0-0	0-0	0-0	0	0	0	0	0	0	0	0	0
7/4 vs. POR	-	00:00	0-0	0-0	0-0	0	0	0	0	0	0	0	0	0
7/6 at LAS	-	00:00	0-0	0-0	0-0	0	0	0	0	0	0	0	0	0
7/9 at ATL	-	00:00	0-0	0-0	0-0	0	0	0	0	0	0	0	0	0
7/12 at WAS	-	00:00	0-0	0-0	0-0	0	0	0	0	0	0	0	0	0
7/15 at CHI	-	00:00	0-0	0-0	0-0	0	0	0	0	0	0	0	0	0
7/17 at IND	-	00:00	0-0	0-0	0-0	0	0	0	0	0	0	0	0	0
7/20 vs. MIN	-	00:00	0-0	0-0	0-0	0	0	0	0	0	0	0	0	0
7/22 vs. MIN	-	00:00	0-0	0-0	0-0	0	0	0	0	0	0	0	0	0
7/28 vs. IND	-	00:00	0-0	0-0	0-0	0	0	0	0	0	0	0	0	0
7/31 at ATL	-	00:00	0-0	0-0	0-0	0	0	0	0	0	0	0	0	0
8/3 at NYL	-	00:00	0-0	0-0	0-0	0	0	0	0	0	0	0	0	0
8/5 at NYL	-	00:00	0-0	0-0	0-0	0	0	0	0	0	0	0	0	0
8/8 at POR	-	00:00	0-0	0-0	0-0	0	0	0	0	0	0	0	0	0
8/10 vs. CHI	-	00:00	0-0	0-0	0-0	0	0	0	0	0	0	0	0	0
8/14 vs. POR	-	00:00	0-0	0-0	0-0	0	0	0	0	0	0	0	0	0
8/16 vs. CHI	-	00:00	0-0	0-0	0-0	0	0	0	0	0	0	0	0	0
8/23 at DAL	-	00:00	0-0	0-0	0-0	0	0	0	0	0	0	0	0	0
8/26 vs. TOR	-	00:00	0-0	0-0	0-0	0	0	0	0	0	0	0	0	0
8/30 vs. LAS	-	00:00	0-0	0-0	0-0	0	0	0	0	0	0	0	0	0
9/17 vs. LVA	-	00:00	0-0	0-0	0-0	0	0	0	0	0	0	0	0	0
9/19 at GSV	-	00:00	0-0	0-0	0-0	0	0	0	0	0	0	0	0	0
9/20 at LVA	-	00:00	0-0	0-0	0-0	0	0	0	0	0	0	0	0	0
9/23 vs. DAL	-	00:00	0-0	0-0	0-0	0	0	0	0	0	0	0	0	0
TOTAL	3/7	14:44	1-4	0-1	0-0	1	4	5	1	1	0	2	3	2

	2026 HIGHS	CAREER HIGHS
PTS	2 vs. CON 5/22/26	13 at PHO 9/5/20
FGM	1 vs. CON 5/22/26	6 at PHO 9/5/20
FGA	4 vs. CON 5/22/26	17 at PHO 9/5/20
3FGM	--	2 6 times (vs. DAL, 7/1/24)
3FGA	1 vs. CON 5/22/26	7 at PHO 9/5/20
FTM	--	4 vs. PHO 6/24/23
FTA	--	4 3 times (vs. LAS, 9/15/24)
OREB	1 vs. CON 5/22/26	5 at PHO 9/5/20
DREB	4 vs. CON 5/22/26	8 at PHO 9/5/20
TREB	5 vs. CON 5/22/26	13 at PHO 9/5/20
ASTS	1 vs. CON 5/22/26	4 at LVA 6/19/24
STLS	--	3 vs. ATL 6/15/22
BLKS	3 vs. CON 5/22/26	3 2 times (vs. CON, 5/22/26)
MINs	15 vs. CON 5/22/26	27 at MIN 6/27/23



STEFANIE DOLSON

#31 | Center | 6'5"

EXPERIENCE: 13th SEASON **DOB:** 1/8/1992
DRAFTED: 1st RD (#6) 2014 **HOMETOWN:** Port Jervis, N.Y.
COLLEGE: Connecticut



2026: Went 8-8 fts on 5/24 vs WAS, a season high ... Grabbed her 1,300th defensive reb on 5/17 vs IND ... First double-digit game with the Storm on 5/13 vs TOR; finished with 16 pts on 75% (6-8) from the field ... Went 100% (4-4) from the line on 5/10 vs CON ... Made first Storm regular season start on 5/8 vs GSV.
2025: Averaged 3.7 pts, 2.3 rebs, and 1.4 asts in 15.2 minutes per game ... Appeared in 43 games (14 starts) ... Reached 3,000 career points on 6/5 vs NYL ... Recorded her 300th career blk on 8/10 vs DAL ... Made at least one-three pointer in six-straight games (8/10-8/21), her longest streak of the year and the third-longest of her career (8, 2024).
NOTES: WNBA Champion in 2021 with Chicago ... 2-time NCAA Champion ... Olympic gold medalist in 3x3 basketball during the 2020 Tokyo Olympics.

	GP	GS	PPG	RPG	APG	SPG	BPG	MPG	FG%	3FG%	FT%
2026	10	10	6.7	3.6	1.6	0.50	1.20	24.1	.500	.368	.900
Career	386	279	8.3	4.4	1.8	0.41	0.82	22.2	.496	.401	.854

SUPERLATIVES	POINTS	REB	AST	BLK	STL	DBL-DBL	TPL-DBL
	10+	20+	30+	40+	10+	20+	3+
2026	2	--	--	--	--	--	--
Career	144	19	--	--	17	--	28

	2026 HIGHS	CAREER HIGHS
PTS	16 2 times (vs. WAS, 5/24/26)	29 vs. PHO 7/28/17
FGM	8 at TOR 5/13/26	13 vs. PHO 7/28/17
FGA	8 at TOR 5/13/26	21 vs. PHO 7/28/17
3FGM	2 2 times (vs. WAS, 5/24/26)	6 2 times (vs. MIN, 8/17/24)
3FGA	3 at TOR 5/13/26	7 5 times (vs. CON, 6/27/24)
FTM	8 vs. WAS 5/24/26	10 at DAL 7/16/17
FTA	8 vs. WAS 5/24/26	12 at DAL 7/16/17
OREB	2 at TOR 5/30/26	7 vs. WAS 5/24/17
DREB	5 at IND 5/17/26	12 vs. NYL 7/9/15
TREB	5 2 times (@ IND, 5/17/26)	13 vs. NYL 7/9/15
ASTS	4 vs. CON 5/22/26	9 vs. DAL 8/30/17
STLS	2 at IND 5/17/26	3 2 times (@ LAS, 8/11/19)
BLKS	2 5 times (@ DAL, 6/1/26)	5 2 times (vs. ATL, 7/17/19)
MINS	30 at IND 5/17/26	44 vs. LAS 8/18/17

GAME BY GAME STATISTICS															
OPPONENT	W/L	MIN	FG-A	3P-A	FT-A	OR	DR	TR	A	PF	ST	TO	BS	PTS	
5/8 vs. GSV	L	27:00	2-3	1-2	1-2	1	4	5	3	3	0	2	2	6	
5/10 at CON	W	20:53	1-3	0-2	4-4	1	3	4	0	5	0	1	0	6	
5/13 at TOR	L	22:02	6-8	2-3	2-2	0	3	3	0	5	0	3	2	16	
5/17 at IND	L	30:19	3-6	0-2	0-0	0	5	5	2	3	2	0	1	6	
5/20 vs. CON	L	27:48	0-4	0-2	3-4	1	2	3	2	2	0	2	2	3	
5/22 vs. CON	W	24:48	2-3	1-1	0-0	0	4	4	4	3	1	1	0	5	
5/24 vs. WAS	W	25:32	3-3	2-2	8-8	0	3	3	2	5	0	1	2	16	
5/27 vs. WAS	L	20:19	0-3	0-2	0-0	1	2	3	1	2	1	0	0	0	
5/30 at TOR	L	22:52	3-5	1-1	0-0	2	2	4	2	3	1	1	1	7	
6/1 at DAL	L	19:30	1-4	0-2	0-0	0	2	2	0	4	0	1	2	2	
6/3 vs. PHX	-	00:00	0-0	0-0	0-0	0	0	0	0	0	0	0	0	0	
6/6 at MIN	-	00:00	0-0	0-0	0-0	0	0	0	0	0	0	0	0	0	
6/8 at LVA	-	00:00	0-0	0-0	0-0	0	0	0	0	0	0	0	0	0	
6/10 vs. LAS	-	00:00	0-0	0-0	0-0	0	0	0	0	0	0	0	0	0	
6/12 vs. GSV	-	00:00	0-0	0-0	0-0	0	0	0	0	0	0	0	0	0	
6/17 at POR	-	00:00	0-0	0-0	0-0	0	0	0	0	0	0	0	0	0	
6/20 at PHX	-	00:00	0-0	0-0	0-0	0	0	0	0	0	0	0	0	0	
6/22 vs. DAL	-	00:00	0-0	0-0	0-0	0	0	0	0	0	0	0	0	0	
6/25 vs. NYL	-	00:00	0-0	0-0	0-0	0	0	0	0	0	0	0	0	0	
6/27 vs. ATL	-	00:00	0-0	0-0	0-0	0	0	0	0	0	0	0	0	0	
7/2 at PHX	-	00:00	0-0	0-0	0-0	0	0	0	0	0	0	0	0	0	
7/4 vs. POR	-	00:00	0-0	0-0	0-0	0	0	0	0	0	0	0	0	0	
7/6 at LAS	-	00:00	0-0	0-0	0-0	0	0	0	0	0	0	0	0	0	
7/9 at ATL	-	00:00	0-0	0-0	0-0	0	0	0	0	0	0	0	0	0	
7/12 at WAS	-	00:00	0-0	0-0	0-0	0	0	0	0	0	0	0	0	0	
7/15 at CHI	-	00:00	0-0	0-0	0-0	0	0	0	0	0	0	0	0	0	
7/17 at IND	-	00:00	0-0	0-0	0-0	0	0	0	0	0	0	0	0	0	
7/20 vs. MIN	-	00:00	0-0	0-0	0-0	0	0	0	0	0	0	0	0	0	
7/22 vs. MIN	-	00:00	0-0	0-0	0-0	0	0	0	0	0	0	0	0	0	
7/28 vs. IND	-	00:00	0-0	0-0	0-0	0	0	0	0	0	0	0	0	0	
7/31 at ATL	-	00:00	0-0	0-0	0-0	0	0	0	0	0	0	0	0	0	
8/3 at NYL	-	00:00	0-0	0-0	0-0	0	0	0	0	0	0	0	0	0	
8/5 at NYL	-	00:00	0-0	0-0	0-0	0	0	0	0	0	0	0	0	0	
8/8 at POR	-	00:00	0-0	0-0	0-0	0	0	0	0	0	0	0	0	0	
8/10 vs. CHI	-	00:00	0-0	0-0	0-0	0	0	0	0	0	0	0	0	0	
8/14 vs. POR	-	00:00	0-0	0-0	0-0	0	0	0	0	0	0	0	0	0	
8/16 vs. CHI	-	00:00	0-0	0-0	0-0	0	0	0	0	0	0	0	0	0	
8/23 at DAL	-	00:00	0-0	0-0	0-0	0	0	0	0	0	0	0	0	0	
8/26 vs. TOR	-	00:00	0-0	0-0	0-0	0	0	0	0	0	0	0	0	0	
8/30 vs. LAS	-	00:00	0-0	0-0	0-0	0	0	0	0	0	0	0	0	0	
9/17 vs. LVA	-	00:00	0-0	0-0	0-0	0	0	0	0	0	0	0	0	0	
9/19 at GSV	-	00:00	0-0	0-0	0-0	0	0	0	0	0	0	0	0	0	
9/20 at LVA	-	00:00	0-0	0-0	0-0	0	0	0	0	0	0	0	0	0	
9/23 vs. DAL	-	00:00	0-0	0-0	0-0	0	0	0	0	0	0	0	0	0	
TOTAL	3/7	241:03	21-42	7-19	18-20	6	30	36	16	35	5	12	12	67	



KATIE LOU SAMUELSON

#33 | Guard | 6'3"

EXPERIENCE: 6th SEASON **DOB:** 6/13/1997
DRAFTED: 1st RD (#4) 2019 **HOMETOWN:** Fullerton, California
COLLEGE: Connecticut



2026: 200th career assist on 5/30 vs TOR ... Season-high 8 pts on 5/27 vs WAS ... Returned to play on 5/24 vs WAS; tallied 3 pts, 2 rebs and 2 asts.

2025: Out due to ACL injury.

2025 UNRIVALED: One of just nine players to make 10 or more threes while shooting better than 37% from deep during Unrivaled's inaugural season.

2024: Career-high 96% free-throw percentage with Indiana ... Tied career best with 17 offensive rebs ... Matched career high with four three-pointers on 5/30 vs SEA ... Set career high with 9 rebs vs WAS on 7/10.

NOTES: Won Commissioner's Cup Championship with Seattle in 2021 ... Career-best 45.6% field-goal percentage and 3.5 rpg with the Storm ... Earned gold medal with USA at FIBA AmeriCup in 2019 ... Won two championships in Spanish LF Endesa ... 3x AP All-American in college and NCAA champion at UConn.

	GP	GS	PPG	RPG	APG	SPG	BPG	MPG	FG%	3FG%	FT%
2026	4	0	4.8	2.3	1.5	0.75	0.00	15.6	.500	.400	.429
Career	142	72	5.9	2.5	1.4	0.62	0.23	20.0	.391	.338	.803

SUPERLATIVES	POINTS				REB		AST		BLK	STL	DBL-DBL	TPL-DBL
	10+	20+	30+	40+	10+	20+	10+	3+	3+			
2026	--	--	--	--	--	--	--	--	--	--	--	--
Career	35	--	--	--	--	--	--	1	4	--	--	--

GAME BY GAME STATISTICS														
OPPONENT	W/L	MIN	FG-A	3P-A	FT-A	OR	DR	TR	A	PF	ST	TO	BS	PTS
5/8 vs. GSV	L													
5/10 at CON	W													
5/13 at TOR	L													
5/17 at IND	L													
5/20 vs. CON	L													
5/22 vs. CON	W													
5/24 vs. WAS	W	18:01	1-2	1-2	0-0	0	2	2	0	0	0	1	0	3
5/27 vs. WAS	L	15:18	2-3	1-2	3-4	0	1	1	0	1	2	0	0	8
5/30 at TOR	L	17:11	1-5	0-4	0-1	0	4	4	2	1	1	2	0	2
6/1 at DAL	L	11:43	2-2	2-2	0-2	0	2	2	2	0	0	0	0	6
6/3 vs. PHX	-	00:00	0-0	0-0	0-0	0	0	0	0	0	0	0	0	0
6/6 at MIN	-	00:00	0-0	0-0	0-0	0	0	0	0	0	0	0	0	0
6/8 at LVA	-	00:00	0-0	0-0	0-0	0	0	0	0	0	0	0	0	0
6/10 vs. LAS	-	00:00	0-0	0-0	0-0	0	0	0	0	0	0	0	0	0
6/12 vs. GSV	-	00:00	0-0	0-0	0-0	0	0	0	0	0	0	0	0	0
6/17 at POR	-	00:00	0-0	0-0	0-0	0	0	0	0	0	0	0	0	0
6/20 at PHX	-	00:00	0-0	0-0	0-0	0	0	0	0	0	0	0	0	0
6/22 vs. DAL	-	00:00	0-0	0-0	0-0	0	0	0	0	0	0	0	0	0
6/25 vs. NYL	-	00:00	0-0	0-0	0-0	0	0	0	0	0	0	0	0	0
6/27 vs. ATL	-	00:00	0-0	0-0	0-0	0	0	0	0	0	0	0	0	0
7/2 at PHX	-	00:00	0-0	0-0	0-0	0	0	0	0	0	0	0	0	0
7/4 vs. POR	-	00:00	0-0	0-0	0-0	0	0	0	0	0	0	0	0	0
7/6 at LAS	-	00:00	0-0	0-0	0-0	0	0	0	0	0	0	0	0	0
7/9 at ATL	-	00:00	0-0	0-0	0-0	0	0	0	0	0	0	0	0	0
7/12 at WAS	-	00:00	0-0	0-0	0-0	0	0	0	0	0	0	0	0	0
7/15 at CHI	-	00:00	0-0	0-0	0-0	0	0	0	0	0	0	0	0	0
7/17 at IND	-	00:00	0-0	0-0	0-0	0	0	0	0	0	0	0	0	0
7/20 vs. MIN	-	00:00	0-0	0-0	0-0	0	0	0	0	0	0	0	0	0
7/22 vs. MIN	-	00:00	0-0	0-0	0-0	0	0	0	0	0	0	0	0	0
7/28 vs. IND	-	00:00	0-0	0-0	0-0	0	0	0	0	0	0	0	0	0
7/31 at ATL	-	00:00	0-0	0-0	0-0	0	0	0	0	0	0	0	0	0
8/3 at NYL	-	00:00	0-0	0-0	0-0	0	0	0	0	0	0	0	0	0
8/5 at NYL	-	00:00	0-0	0-0	0-0	0	0	0	0	0	0	0	0	0
8/8 at POR	-	00:00	0-0	0-0	0-0	0	0	0	0	0	0	0	0	0
8/10 vs. CHI	-	00:00	0-0	0-0	0-0	0	0	0	0	0	0	0	0	0
8/14 vs. POR	-	00:00	0-0	0-0	0-0	0	0	0	0	0	0	0	0	0
8/16 vs. CHI	-	00:00	0-0	0-0	0-0	0	0	0	0	0	0	0	0	0
8/23 at DAL	-	00:00	0-0	0-0	0-0	0	0	0	0	0	0	0	0	0
8/26 vs. TOR	-	00:00	0-0	0-0	0-0	0	0	0	0	0	0	0	0	0
8/30 vs. LAS	-	00:00	0-0	0-0	0-0	0	0	0	0	0	0	0	0	0
9/17 vs. LVA	-	00:00	0-0	0-0	0-0	0	0	0	0	0	0	0	0	0
9/19 at GSV	-	00:00	0-0	0-0	0-0	0	0	0	0	0	0	0	0	0
9/20 at LVA	-	00:00	0-0	0-0	0-0	0	0	0	0	0	0	0	0	0
9/23 vs. DAL	-	00:00	0-0	0-0	0-0	0	0	0	0	0	0	0	0	0
TOTAL	3/7	62:13	6-12	4-10	3-7	0	9	9	6	2	3	3	0	19

	2026 HIGHS	CAREER HIGHS
PTS	8 vs. WAS 5/27/26	19 at IND 5/27/22
FGM	2 2 times (@ DAL, 6/1/26)	8 at IND 5/27/22
FGA	5 at TOR 5/30/26	14 vs. MIN 7/31/22
3FGM	2 at DAL 6/1/26	4 4 times (vs. SEA, 5/30/24)
3FGA	4 at TOR 5/30/26	9 vs. MIN 7/31/22
FTM	3 vs. WAS 5/27/26	5 2 times (@ ATL, 6/21/24)
FTA	4 vs. WAS 5/27/26	6 vs. PHO 7/11/21
OREB	--	3 4 times (vs. SEA, 8/18/24)
DREB	4 at TOR 5/30/26	9 vs. WAS 7/10/24
TREB	4 at TOR 5/30/26	9 vs. WAS 7/10/24
ASTS	2 3 times (@ DAL, 6/1/26)	6 at SEA 6/25/22
STLS	2 vs. WAS 5/27/26	4 vs. WAS 9/7/21
BLKS	--	3 at PHO 8/16/20
MINs	18 vs. WAS 5/24/26	39 at SEA 6/25/22



MACKENZIE HOLMES

#54 | Forward | 6'3"

EXPERIENCE: 2nd SEASON **DOB:** 11/1/2000

DRAFTED: 3rd RD (#24) 2024 **HOMETOWN:** Gorham, Maine

COLLEGE: Indiana



2026: Grabbed career-high 10 rebs on 5/27 vs WAS ... Notched career-high 18 pts on 75% shooting on 5/20 vs CON ... Averaged 5.5 ppg and 5.0 rpg during the preseason.

2025: Made WNBA regular season debut on 6/17 vs LAS and recorded her first career rebound ... Scored first points with her first ast and blk in her home debut on 6/27 ... First career steal on 7/22 vs DAL ... Career-high 4 pts and 3 stls on 8/26 ... Played career-high 12 minutes on 8/30 vs CHI.

NOTES: All-time leader in points (2,530), field goals made (1,043), field-goal percentage (63.9%) and wins (123) at Indiana ... 4x Big Ten All-Defense ... Made 63.9% from the field in college, the third-highest FG% among players with 2,500 points scored in NCAA history.

	GP	GS	PPG	RPG	APG	SPG	BPG	MPG	FG%	3FG%	FT%
2026	10	0	4.9	4.8	0.8	0.90	0.40	15.6	.581	.667	.818
Career	20	0	3.0	2.9	0.5	0.70	0.25	10.7	.605	.667	.818

SUPERLATIVES	POINTS				REB		AST		BLK	STL	DBL-DBL	TPL-DBL
	10+	20+	30+	40+	10+	20+	10+	3+	3+			
2026	1	--	--	--	1	--	--	--	--	1	--	--
Career	1	--	--	--	1	--	--	--	--	2	--	--

	2026 HIGHS	CAREER HIGHS
PTS	18 vs. CON 5/20/26	18 vs. CON 5/20/26
FGM	6 vs. CON 5/20/26	6 vs. CON 5/20/26
FGA	8 vs. CON 5/20/26	8 vs. CON 5/20/26
3FGM	2 vs. WAS 5/27/26	2 vs. WAS 5/27/26
3FGA	3 at CON 5/10/26	3 at CON 5/10/26
FTM	5 vs. CON 5/20/26	5 vs. CON 5/20/26
FTA	5 vs. CON 5/20/26	5 vs. CON 5/20/26
OREB	4 vs. WAS 5/27/26	4 vs. WAS 5/27/26
DREB	6 vs. WAS 5/27/26	6 vs. WAS 5/27/26
TREB	10 vs. WAS 5/27/26	10 vs. WAS 5/27/26
ASTS	2 2 times (@ DAL, 6/1/26)	2 2 times (@ DAL, 6/1/26)
STLS	3 vs. WAS 5/24/26	3 2 times (vs. WAS, 5/24/26)
BLKS	2 vs. CON 5/20/26	2 vs. CON 5/20/26
MINs	26 vs. CON 5/20/26	26 vs. CON 5/20/26

GAME BY GAME STATISTICS															
OPPONENT	W/L	MIN	FG-A	3P-A	FT-A	OR	DR	TR	A	PF	ST	TO	BS	PTS	
5/8 vs. GSV	L	11:09	1-1	0-0	0-0	3	3	6	0	2	0	0	0	2	
5/10 at CON	W	22:38	2-6	1-3	0-0	2	4	6	2	5	0	1	1	5	
5/13 at TOR	L	4:57	0-0	0-0	0-0	0	1	1	0	0	0	0	0	0	
5/17 at IND	L	9:41	2-3	0-0	0-0	0	1	1	0	2	2	1	0	4	
5/20 vs. CON	L	26:00	6-8	1-1	5-5	1	5	6	1	2	1	0	2	18	
5/22 vs. CON	W	18:27	0-2	0-0	2-4	2	4	6	1	4	0	1	1	2	
5/24 vs. WAS	W	14:28	1-2	0-0	0-0	1	3	4	0	3	3	0	0	2	
5/27 vs. WAS	L	19:41	3-4	2-2	0-0	4	6	10	1	3	2	4	0	8	
5/30 at TOR	L	15:28	2-3	0-0	2-2	2	5	7	1	3	1	1	0	6	
6/1 at DAL	L	13:32	1-2	0-0	0-0	0	1	1	2	1	0	1	0	2	
6/3 vs. PHX	-	00:00	0-0	0-0	0-0	0	0	0	0	0	0	0	0	0	
6/6 at MIN	-	00:00	0-0	0-0	0-0	0	0	0	0	0	0	0	0	0	
6/8 at LVA	-	00:00	0-0	0-0	0-0	0	0	0	0	0	0	0	0	0	
6/10 vs. LAS	-	00:00	0-0	0-0	0-0	0	0	0	0	0	0	0	0	0	
6/12 vs. GSV	-	00:00	0-0	0-0	0-0	0	0	0	0	0	0	0	0	0	
6/17 at POR	-	00:00	0-0	0-0	0-0	0	0	0	0	0	0	0	0	0	
6/20 at PHX	-	00:00	0-0	0-0	0-0	0	0	0	0	0	0	0	0	0	
6/22 vs. DAL	-	00:00	0-0	0-0	0-0	0	0	0	0	0	0	0	0	0	
6/25 vs. NYL	-	00:00	0-0	0-0	0-0	0	0	0	0	0	0	0	0	0	
6/27 vs. ATL	-	00:00	0-0	0-0	0-0	0	0	0	0	0	0	0	0	0	
7/2 at PHX	-	00:00	0-0	0-0	0-0	0	0	0	0	0	0	0	0	0	
7/4 vs. POR	-	00:00	0-0	0-0	0-0	0	0	0	0	0	0	0	0	0	
7/6 at LAS	-	00:00	0-0	0-0	0-0	0	0	0	0	0	0	0	0	0	
7/9 at ATL	-	00:00	0-0	0-0	0-0	0	0	0	0	0	0	0	0	0	
7/12 at WAS	-	00:00	0-0	0-0	0-0	0	0	0	0	0	0	0	0	0	
7/15 at CHI	-	00:00	0-0	0-0	0-0	0	0	0	0	0	0	0	0	0	
7/17 at IND	-	00:00	0-0	0-0	0-0	0	0	0	0	0	0	0	0	0	
7/20 vs. MIN	-	00:00	0-0	0-0	0-0	0	0	0	0	0	0	0	0	0	
7/22 vs. MIN	-	00:00	0-0	0-0	0-0	0	0	0	0	0	0	0	0	0	
7/28 vs. IND	-	00:00	0-0	0-0	0-0	0	0	0	0	0	0	0	0	0	
7/31 at ATL	-	00:00	0-0	0-0	0-0	0	0	0	0	0	0	0	0	0	
8/3 at NYL	-	00:00	0-0	0-0	0-0	0	0	0	0	0	0	0	0	0	
8/5 at NYL	-	00:00	0-0	0-0	0-0	0	0	0	0	0	0	0	0	0	
8/8 at POR	-	00:00	0-0	0-0	0-0	0	0	0	0	0	0	0	0	0	
8/10 vs. CHI	-	00:00	0-0	0-0	0-0	0	0	0	0	0	0	0	0	0	
8/14 vs. POR	-	00:00	0-0	0-0	0-0	0	0	0	0	0	0	0	0	0	
8/16 vs. CHI	-	00:00	0-0	0-0	0-0	0	0	0	0	0	0	0	0	0	
8/23 at DAL	-	00:00	0-0	0-0	0-0	0	0	0	0	0	0	0	0	0	
8/26 vs. TOR	-	00:00	0-0	0-0	0-0	0	0	0	0	0	0	0	0	0	
8/30 vs. LAS	-	00:00	0-0	0-0	0-0	0	0	0	0	0	0	0	0	0	
9/17 vs. LVA	-	00:00	0-0	0-0	0-0	0	0	0	0	0	0	0	0	0	
9/19 at GSV	-	00:00	0-0	0-0	0-0	0	0	0	0	0	0	0	0	0	
9/20 at LVA	-	00:00	0-0	0-0	0-0	0	0	0	0	0	0	0	0	0	
9/23 vs. DAL	-	00:00	0-0	0-0	0-0	0	0	0	0	0	0	0	0	0	
TOTAL	3/7	156:01	18-31	4-6	9-11	15	33	48	8	25	9	9	4	49	



8
LEXIE BROWN
GUARD



7
ZIA COOKE
GUARD




31
STEFANIE DOLSON
CENTER




11
AWA FAM
CENTER



2
NATISHA HIEDEMAN
GUARD



24
JOYNER HOLMES
FORWARD




54
MACKENZIE HOLMES
FORWARD



23
JORDAN HORSTON
GUARD/FORWARD



4
FLAU'JAE JOHNSON
GUARD



13
EZI MAGBEGOR
FORWARD/CENTER



22
TAINA MAIR*
GUARD



14
DOMINIQUE MALONGA
CENTER



5
JADE MELBOURNE
GUARD



33
KATIE LOU SAMUELSON
GUARD



3
TAYLOR THIERRY*
GUARD/FORWARD

Developmental*