

PORTLAND FIRE GAME NOTES

2026 PRESEASON SCHEDULE

DATE	OPPONENT	SCORE	RECORD
4/29	@ STORM	81-91 L	0-1
5/3	VS. SPARKS	75-85 L	0-2

2026 REG. SEASON SCHEDULE

DATE	OPPONENT	SCORE	RECORD
5/9	VS. SKY	6:00 PM	--
5/12	VS. LIBERTY	7:00 PM	--
5/14	VS. LIBERTY	7:00 PM	--
5/18	VS. SUN	7:00 PM	--
5/20	@ FEVER	4:00 PM	--
5/23	@ TEMPO	3:00 PM	--
5/25	@ LIBERTY	5:00 PM	--
5/27	VS. SUN	7:00 PM	--
5/29	VS. DREAM	7:00 PM	--
5/30	VS. FEVER	5:00 PM	--
6/2	@ VALKYRIES	7:00 PM	--
6/5	VS. MERCURY	7:00 PM	--
6/7	@ SPARKS	4:00 PM	--
6/11	VS. ACES	7:00 PM	--
6/13	VS. WINGS	5:30 PM	--
6/15	@ LYNX	5:00 PM	--
6/17	VS. STORM	7:00 PM	--
6/24	@ SKY	5:00 PM	--
6/26	@ SKY	4:30 PM	--
6/28	@ MYSTICS	12:00 PM	--
7/4	@ STORM	6:00 PM	--
7/9	VS. ACES	7:00 PM	--
7/11	@ DREAM	1:00 PM	--
7/14	@ SUN	8:00 AM	--
7/16	@ MYSTICS	4:00 PM	--
7/18	@ LYNX	5:00 PM	--
7/22	VS. WINGS	7:00 PM	--
7/28	@ ACES	7:00 PM	--
7/31	VS. FEVER	7:00 PM	--
8/2	VS. SPARKS	12:30 PM	--
8/6	VS. TEMPO	7:00 PM	--
8/8	VS. STORM	5:30 PM	--
8/12	VS. LYNX	7:00 PM	--
8/14	@ STORM	7:00 PM	--
8/16	@ MERCURY	4:00 PM	--
8/21	@ TEMPO	7:00 PM	--
8/23	VS. MYSTICS	4:00 PM	--
8/25	@ WINGS	5:00 PM	--
8/28	@ DREAM	4:30 PM	--
8/30	VS. VALKYRIES	4:00 PM	--
9/17	VS. MERCURY	7:00 PM	--
9/18	@ VALKYRIES	7:00 PM	--
9/20	@ SPARKS	4:00 PM	--
9/22	VS. VALKYRIES	7:00 PM	--

ALL TIMES PORTLAND TIME (PT)

TEAM STANDINGS	W	L	PCT
WASHINGTON	0	0	.000
TORONTO	0	0	.000
SEATTLE	0	0	.000
PORTLAND	0	0	.000
PHOENIX	0	0	.000
NEW YORK	0	0	.000
MINNESOTA	0	0	.000
LAS VEGAS	0	0	.000
LOS ANGELES	0	0	.000
INDIANA	0	0	.000
GOLDEN STATE	0	0	.000
DALLAS	0	0	.000
CONNECTICUT	0	0	.000
CHICAGO	0	0	.000
ATLANTA	0	0	.000

PORTLAND FIRE VS. CHICAGO SKY



SATURDAY, MAY 9TH, 2026 — MODA CENTER — 6:00 PM PDT — REGULAR SEASON GAME #1 — HOME GAME #1



LAST GAME STARTERS

PLAYER / 2026 PRESEASON AVERAGES

#	NAME	GP/GS	PPG	RPG	APG	SPG	BPG	MPG
#0	CARLA LEITE							
		2/2	11.5	1.5	4.0	0.5	0.0	23.4
#6	BRIDGET CARLETON							
		1/1	9.0	1.0	1.0	1.0	0.0	25.0
#15	LUISA GEISELSÖDER							
		2/2	11.0	3.0	0.5	0.5	0.5	21.0
#13	NYADIEW PUOCH							
		2/2	8.0	2.0	2.0	1.5	0.5	22.0
#30	HALEY JONES							
		2/1	7.0	5.0	1.0	2.5	0.0	24.2

2026 PRESEASON FIRE RECORDS

	RECORD	HOME	ROAD	OT	STREAKS
OVERALL	0-2	0-1	0-1	--	OVERALL
WESTERN	0-2	0-1	0-1	--	LOST 0
EASTERN	--	--	--	--	HOME
	0-2	0-1	0-1	--	ROAD

BROADCAST INFORMATION

TV: ROSE CITY SPORTS NETWORK

PXP: ELISE WOODWARD
ANALYST: AJA ELLISON

RADIO: 910 ESPN PORTLAND

PXP: A.J. KANNELL
ANALYST: SOPHIA JONES

GAME STATUS REPORT (AS OF 5:8)

QUESTIONABLE:
SUG STTON (R KNEE)

OUT:
KARLIE SAMUELSON (L FOOT)

PRONUNCIATIONS

EMILY ENGSTLER (ANG-STLUR); LUISA GEISELSÖDER (GUY-ZEL-SOODER); CARLA LEITE (LATE); TEJA OBLAK (TAY-AH); NYADIEW PUOCH (POTCH); KAMIAH SMALLS (KAH-MY-AH); SUG SUTTON (SHUG - LIKE "SUGAR")

PORTLAND FIRE COMMUNICATIONS DEPARTMENT

WYATT YEAROUT - SR. MANAGER, COMMUNICATIONS - WYEAROUT@THEPORTLANDFIRE.COM
ALEX KOSLOW - COMMUNICATIONS COORDINATOR - AKOSLOW@THEPORTLANDFIRE.COM
KIMBERLY VEALE - SVP, MARKETING AND COMMUNICATIONS - KVEALE@THEPORTLANDFIRE.COM



ROSTER AND STAFF



NO.	PLAYER	POS.	HT.	BIRTHDATE	PRIOR TO WNBA/HOME COUNTRY	WNBA EXP.
3	SARAH ASHLEE BARKER	G	6-0	09/10/2001	ALABAMA/USA	1
20	FRIEDA BÜHNER	F	6-1	05/28/2004	MOVISTAR ESTUDIANTES/GERMANY	R
6	BRIDGET CARLETON	F	6-2	05/22/1997	IOWA STATE/CANADA	7
21	EMILY ENGSTLER	F	6-1	05/01/2000	LOUISVILLE/USA	4
15	LUISA GEISELSÖDER	C	6-4	02/10/2000	BASKET LANDES/GERMANY	1
17	MEGAN GUSTAFSON	C	6-4	12/13/1996	IOWA/USA	7
2	JORDAN HARRISON	G	5-6	04/26/2004	WEST VIRGINIA/USA	R
30	HALEY JONES	G	6-1	05/23/2001	STANFORD/USA	3
0	CARLA LEITE	G	5-9	04/16/2004	ESB VILLENEUVE-D'ASCO/FRANCE	2
7	TEJA OBLAK	G	5-8	12/20/1990	GALATASARAY/SLOVENIA	R
13	NYADIEW PUOCH	F	6-3	06/23/2004	UC CAPITALS/AUSTRALIA	R
44	KARLIE SAMUELSON	G	6-0	05/10/1995	STANFORD/USA	7
8	KAMIAH SMALLS	G	5-10	04/17/1998	JAMES MADISON/USA	3
1	SUG SUTTON	G	5-8	12/17/1998	TEXAS/USA	5
25	SERAH WILLIAMS	F	6-4	01/17/2004	UCONN/USA	R

STAFF

COACHING STAFF

HEAD COACH: ALEX SARAMA
ASSISTANT COACH & ASSISTANT GENERAL MANAGER: BRITNI DONALDSON
ASSISTANT COACH: SYLVIA FOWLES
ASSISTANT COACH: DANIELLE BOIAGO
ASSISTANT COACH: SEFU BERNARD
DIRECTOR, VIDEO SYSTEMS & LEARNING: ANH-DAO TRAN LAGADO
PLAYER DEVELOPMENT ANALYST: MAEZELLE MILLAN

PERFORMANCE

DIRECTOR, INTEGRATED PERFORMANCE TEAM: DAMIAN RAPER
HEAD ATHLETIC TRAINER: CHANTAL HART
ASSISTANT ATHLETIC TRAINER: JEANIE BROOKS
HEAD, ATHLETIC SKILL ADAPTION AND DEXTERITY: BRIAN NEFF
HEAD, ATHLETE CARE AND MOVEMENT QUALITY: DANIEL MUNTZ
REHABILITATION SPECIALST: YUKI SUZUKI

FRONT OFFICE

GENERAL MANAGER: VANJA CERNIVEC
ASSISTANT GM: JACOB LLOYD
ASSISTANT GM AND ASSISTANT COACH: BRITNI DONALDSON
VP, BASKETBALL OPERATIONS, STRATEGY, & INNOVATION: ASHLEY BATTLE
DIRECTOR OF BASKETBALL OPERATIONS: GABRIELA OLIVARES

DIRECTOR OF RESEARCH AND ANALYTICS: ZAWWAR NASEER
CAP AND STRATEGY ANALYST: BEN PICKMAN
MANAGER OF BASKETBALL OPERATIONS: ASIA STOVALL
EQUIPMENT MANAGER: TAILANI BENTON
ASSISTANT EQUIPMENT MANAGER: KY FELIX

NUMERICAL ROSTER

0	CARLA LEITE	15	LUISA GEISELSÖDER
1	SUG SUTTON	17	MEGAN GUSTAFSON
2	JORDAN HARRISON	20	FRIEDA BÜHNER
3	SARAH ASHLEE BARKER	21	EMILY ENGSTLER
6	BRIDGET CARLETON	25	SERAH WILLIAMS
7	TEJA OBLAK	30	HALEY JONES
8	KAMIAH SMALLS	44	KARLIE SAMUELSON
13	NYADIEW PUOCH		



PHOTO ROSTER




3
SARAH ASHLEE BARKER
GUARD
ALABAMA



20
FRIEDA BÜHNER
FORWARD
MOVISTAR ESTUDIANTES



6
BRIDGET CARLETON
FORWARD
IOWA STATE



21
EMILY ENGSTLER
FORWARD
LOUISVILLE



15
LUIA GEISELSÖDER
CENTER
BASKET LANDES



17
MEGAN GUSTAFSON
CENTER
IOWA




2
JORDAN HARRISON
GUARD
WEST VIRGINIA



30
HALEY JONES
GUARD
STANFORD



0
CARLA LEITE
GUARD
ESB VILLENEUVE-D'ASCQ



7
TEJA OBLAK
GUARD
GALATASARAY



13
NYADIEW PUOCH
FORWARD
UC CAPITALS



44
KARLIE SAMUELSON
GUARD
STANFORD



8
KAMIAH SMALLS
GUARD
JAMES MADISON



1
SUG SUTTON
GUARD
TEXAS



25
SERAH WILLIAMS
FORWARD
UCONN



LAS @ PDX FINAL BOX - 5/3

VISITOR: Los Angeles Sparks (2-0)

	POS	MIN	FG	FGA	3P	3PA	FT	FTA	OR	DR	TOT	A	PF	ST	TO	BS	+/-	PTS	
12 Rae Burrell	F	17:38	2	5	0	2	0	0	2	0	2	0	0	2	1	1	24	4	
30 Nneka Ogumike	F	20:20	5	9	2	3	5	7	2	4	5	2	1	0	0	21	17		
5 Dearica Hamby	C	19:28	4	5	0	0	5	6	1	3	4	2	4	2	0	16	13		
7 Ariel Atkins	G	17:26	1	4	1	2	1	2	0	2	2	3	0	1	1	16	4		
10 Kelsey Plum	G	18:03	3	7	2	2	5	5	0	1	1	4	3	0	2	21	13		
6 Jihyun Park		09:32	1	3	0	2	0	0	0	2	2	0	1	0	0	0	-2	2	
17 Erica Wheeler		11:20	2	5	2	5	0	0	0	0	2	3	1	1	0	0	-5	6	
22 Cameron Brink		12:10	0	2	0	1	0	0	1	3	4	0	5	1	4	1	0	0	
2 Chance Gray		12:50	2	5	1	3	1	2	1	1	2	1	0	1	1	0	-12	6	
0 Ta'Niya Latson		14:11	2	5	0	2	3	6	0	1	1	2	2	0	4	0	4	7	
32 Emma Cannon		08:01	1	2	1	2	0	0	0	1	1	1	1	0	0	0	-4	3	
35 Julie Vanloo		09:00	0	2	0	2	0	0	0	2	2	2	3	0	2	0	-8	0	
20 Sania Feagin		10:01	2	3	0	0	4	4	2	1	3	0	1	1	1	0	-5	8	
4 Laura Ziegler		10:00	0	3	0	3	0	0	1	0	1	0	3	0	1	1	-8	0	
1 Sevgi Uzun		10:00	1	4	0	2	0	0	0	2	2	0	0	0	0	0	-8	2	
			200:00	26	64	9	31	24	32	10	21	31	22	28	10	20	4	10	85
				40.6%		29%		75%			TM REB: 15						TOT TO: 21 (17 PTS)		

HOME: PORTLAND FIRE (0-2)

	POS	MIN	FG	FGA	3P	3PA	FT	FTA	OR	DR	TOT	A	PF	ST	TO	BS	+/-	PTS	
13 Nyadiew Puoch	F	23:11	4	5	2	3	2	4	0	1	1	2	2	1	0	0	-12	12	
30 Haley Jones	F	20:33	4	8	0	1	0	0	0	3	3	2	5	2	4	0	-20	8	
15 Luisa Geiselsoder	C	21:24	2	6	0	2	3	3	0	6	6	0	5	0	4	1	-13	7	
6 Bridget Carleton	G	24:58	3	8	1	5	2	4	1	0	1	1	1	1	1	0	-10	9	
0 Carla Leite	G	21:52	4	6	1	1	2	2	0	1	1	3	4	1	4	0	-8	11	
2 Jordan Harrison		18:08	2	5	0	1	5	5	1	2	3	4	4	1	4	0	-2	9	
20 Frieda Buhner		20:34	1	6	0	3	3	4	0	1	1	0	2	0	1	0	0	5	
25 Serah Williams		18:36	3	6	0	0	6	8	3	5	8	1	4	2	3	1	3	12	
33 Maya Caldwell		15:02	1	3	0	2	0	0	1	4	5	2	2	0	3	0	0	2	
55 Chloe Bibby		15:42	0	1	0	0	0	0	0	1	1	0	0	0	0	0	12	0	
3 Sarah Ashlee Barker		DND - Injury/Illness																	
21 Emily Engstler		DND - Injury/Illness - L Ankle																	
17 Megan Gustafson		DND - Injury/Illness - R Hip																	
7 Teja Oblak		DND - Injury/Illness - R Quad																	
44 Karlie Samuelson		DND - Injury/Illness - L Foot																	
8 Kamiah Smalls		DND - Injury/Illness - L Knee																	
1 Sug Sutton		DND - Injury/Illness - R Knee																	
			200:00	24	54	4	18	23	30	6	24	30	15	29	8	24	2	-10	75
				44.4%		22.2%		76.7%			TM REB: 7						TOT TO: 24 (23 PTS)		

SCORE BY PERIOD	1	2	3	4	FINAL
Sparks	19	29	24	13	85
FIRE	9	23	22	21	75

PDX @ SEA FINAL BOX - 4/29

VISITOR: Portland Fire (0-1)

	POS	MIN	FG	FGA	3P	3PA	FT	FTA	OR	DR	TOT	A	PF	ST	TO	BS	+/-	PTS	
13 Nyadiew Puoch	F	20:45	1	5	0	1	2	4	2	1	3	2	4	2	2	1	-16	4	
21 Emily Engstler	F	17:01	2	5	1	3	0	0	1	6	7	2	4	2	2	3	-17	5	
15 Luisa Geiselsoder	C	20:38	3	5	2	4	7	8	0	0	1	4	1	2	0	0	-2	15	
3 Sarah Ashlee Barker	G	28:03	4	10	0	3	6	8	2	4	6	3	3	1	2	0	3	14	
0 Carla Leite	G	24:52	3	6	1	2	5	11	1	1	2	5	4	0	3	0	-11	12	
2 Jordan Harrison		20:59	2	8	0	3	1	1	0	2	2	3	5	0	0	1	-9	5	
17 Megan Gustafson		18:21	3	7	1	4	1	2	0	2	2	0	2	1	1	0	-2	8	
25 Serah Williams		14:27	3	3	0	0	3	4	1	2	3	0	2	1	0	1	0	9	
30 Haley Jones		27:49	2	8	0	2	2	2	1	6	7	0	2	3	4	0	-1	6	
22 Peyton Williams		07:05	1	1	1	1	0	1	0	0	0	0	0	0	0	1	5	3	
55 Chloe Bibby		NWT - Not With Team																	
20 Frieda Buhner		NWT - Not With Team																	
33 Maya Caldwell		DND - Injury/Illness																	
6 Bridget Carleton		NWT - Not With Team																	
7 Teja Oblak		DND - Injury/Illness - Right Quad																	
44 Karlie Samuelson		DND - Injury/Illness - Left Foot																	
8 Kamiah Smalls		DND - Injury/Illness - Left Knee																	
1 Sug Sutton		DND - Injury/Illness - Right Knee																	
			200:00	24	58	6	23	27	41	8	24	32	16	30	11	16	7	-10	81
				41.4%		26.1%		65.9%			TM REB: 14						TOT TO: 16 (17 PTS)		

HOME: SEATTLE STORM (1-1)

	POS	MIN	FG	FGA	3P	3PA	FT	FTA	OR	DR	TOT	A	PF	ST	TO	BS	+/-	PTS	
4 Flau'jae Johnson	F	18:49	5	12	3	7	7	8	1	2	3	1	4	1	2	0	3	20	
14 Dominique Malonga	F	19:03	3	9	0	1	4	6	6	5	11	1	2	1	2	1	4	10	
31 Stefanie Dolson	C	16:25	2	4	0	1	2	3	1	1	2	0	2	0	0	0	3	6	
8 Lexie Brown	G	18:33	2	6	0	3	2	2	0	6	6	1	1	3	2	0	-4	6	
2 Natisha Hiedeman	G	14:01	0	4	0	2	0	0	1	1	2	3	1	0	2	1	1	0	
18 Jaelyn Brown		11:47	1	4	1	3	3	4	0	0	0	0	1	0	2	0	7	6	
54 Mackenzie Holmes		21:10	2	7	0	1	4	4	3	4	7	0	4	1	2	1	6	8	
0 Renna Davis		11:08	3	3	0	0	0	0	0	2	2	1	3	0	0	0	5	6	
5 Jade Melbourne		17:36	1	5	0	2	2	4	1	0	1	3	6	1	2	1	6	4	
7 Zia Cooke		17:42	5	12	4	9	5	7	0	0	0	0	2	0	0	0	5	19	
40 Grace Vanslooten		08:28	0	1	0	0	1	2	1	0	1	0	0	0	0	0	6	1	
22 Taina Mair		12:14	0	2	0	0	2	2	1	2	3	5	2	0	2	0	6	2	
24 Elle Ladine		06:23	1	2	1	2	0	0	1	0	1	0	2	1	0	0	4	3	
35 Jalyn Brown		04:23	0	1	0	0	0	0	1	3	4	1	0	0	0	0	0	0	
32 Beatrice Mompremier		02:18	0	1	0	0	0	0	0	0	0	0	1	0	0	0	-2	0	
11 Awa Fam		NWT - Not With Team																	
23 Jordan Horston		DND - Injury/Illness - Left Knee																	
13 Ezi Magbegor		DND - Injury/Illness - Right Foot																	
33 Katie Lou Samuelson		DND - Injury/Illness - Right Knee																	
			200:00	25	73	9	31	32	42	17	26	43	16	31	8	16	4	10	91
				34.2%		29%		76.2%			TM REB: 17						TOT TO: 16 (16 PTS)		

SCORE BY PERIOD	1	2	3	4	FINAL
Fire	19	23	18	21	81
STORM	27	18	22	24	91





ALEX SARAMA

HEAD COACH



ALEX SARAMA WAS NAMED THE PORTLAND FIRE'S FIRST HEAD COACH AHEAD OF THE FRANCHISE'S 2026 WNBA DEBUT SEASON. REGARDED AS ONE OF THE LEADING VOICES IN MODERN BASKETBALL DEVELOPMENT, SARAMA IS KNOWN FOR HIS INNOVATIVE, PLAYER-CENTERED COACHING PHILOSOPHY THAT BLENDS CREATIVITY, ADAPTABILITY, AND EVIDENCE-INFORMED TEACHING METHODS. HIS APPROACH IS ROOTED IN THE CONSTRAINTS-LED APPROACH (CLA), A METHODOLOGY FOCUSED ON DECISION-MAKING, GAME-REPRESENTATIVE LEARNING, AND LONG-TERM ATHLETE DEVELOPMENT.

SARAMA JOINED THE FIRE AFTER SERVING AS ASSISTANT COACH AND DIRECTOR OF PLAYER DEVELOPMENT FOR THE CLEVELAND CAVALIERS, WHERE HE HELPED SHAPE ONE OF THE NBA'S MOST PROGRESSIVE PLAYER DEVELOPMENT PROGRAMS. PRIOR TO CLEVELAND, HE HELD COACHING AND DEVELOPMENT ROLES WITH THE LONDON LIONS, PARIS BASKETBALL, RIP CITY REMIX, AND NBA EMEA, WHILE ALSO CONSULTING WITH COACHES, FEDERATIONS, AND ORGANIZATIONS AROUND THE WORLD.

A NATIVE OF GUILDFORD, ENGLAND, SARAMA IS ALSO THE FOUNDER OF TRANSFORMING BASKETBALL, A GLOBAL COACHING MOVEMENT FOCUSED ON RETHINKING HOW THE GAME IS TAUGHT AND LEARNED. HIS BESTSELLING BOOK, TRANSFORMING BASKETBALL, HAS BECOME A WIDELY RECOGNIZED RESOURCE IN COACHING CIRCLES, AND HE HAS DELIVERED COACHING CLINICS IN MORE THAN 40 COUNTRIES.

WITH SARAMA'S HIRING, THE FIRE ESTABLISHED A BASKETBALL OPERATIONS FOUNDATION CENTERED ON INNOVATION, PLAYER WELLBEING, AND MODERN DEVELOPMENT PRINCIPLES AS THE ORGANIZATION PREPARED FOR ITS DEBUT SEASON.





SARAH ASHLEE BARKER

Guard

Ht: 6-0
 DOB: 9/10/2001
 College: Alabama
 Fire Season: 1
 WNBA Season: 2
 Acquired: xxxxxx

3

PRESEASON STATS

GP	MIN	PTS	REB	AST	STL	BLK	TO	FG%	3P%	FT%	PF
1	28.0	14.0	6.0	3.0	1.0	0.0	2.0	40.0	0.0	75.0	3.0

SARAH ASHLEE BARKER - WNBA REGULAR SEASON STATISTICS

SEASON	TEAM	GP	GS	MIN	FG	FGA	FG%	3PM	3PA	3P%	FT	FTA	FT%	OR	DR	TOT	A	ST	TO	BS	PTS	PPG
2025	LAS	34	8	481	35	104	.337	18	61	.295	17	24	.708	10	56	66	31	11	37	4	105	3.1
TOTALS		34	8	481	35	104	.337	18	61	.295	17	24	.708	10	56	66	31	11	37	4	105	3.1
AVERAGE		--	--	14.1	1.0	3.1	--	0.5	1.8	--	0.5	0.7	--	0.3	1.6	1.9	0.9	0.3	1.1	0.1	3.1	--

SINGLE-GAME HIGHS

POINTS	15 VS. LAS VEGAS ACES, SEP 11, 2025	FREE THROWS MADE	3 VS. MINNESOTA LYNX, MAY 18, 2025	BLOCKS	1 VS. MINNESOTA LYNX, MAY 18, 2025
FIELD GOALS MADE	12 VS. SEATTLE STORM, JUN 17, 2025	FREE THROWS ATTEMPTED	2 VS. GOLDEN STATE VALKYRIES, MAY 23, 2025	MINUTES	1 AT PHOENIX MERCURY, MAY 21, 2025
FIELD GOALS ATTEMPTED	7 VS. LAS VEGAS ACES, SEP 11, 2025	OFFENSIVE REBOUNDS	..5 MORE AT 2.	PLUS-MINUS	..2 MORE AT 1.
2-PT FIELD GOALS MADE	4 VS. SEATTLE STORM, JUN 17, 2025	DEFENSIVE REBOUNDS	4 VS. MINNESOTA LYNX, MAY 18, 2025	PERSONAL FOULS	38:10 VS. LAS VEGAS ACES, SEP 11, 2025
2-PT FIELD GOALS ATTEMPTED	11 VS. SEATTLE STORM, JUN 17, 2025	TOTAL REBOUNDS	4 AT MINNESOTA LYNX, JUN 14, 2025	POINTS FAST BREAK	33:59 VS. SEATTLE STORM, JUN 17, 2025
3-PT FIELD GOALS MADE	6 VS. LAS VEGAS ACES, SEP 11, 2025	ASSISTS	2 AT LAS VEGAS ACES, MAY 30, 2025	FOULS DRAWN	18 VS. DALLAS WINGS, SEP 07, 2025
3-PT FIELD GOALS ATTEMPTED	2 VS. GOLDEN STATE VALKYRIES, JUN 09, 2025	STEALS	1 VS. GOLDEN STATE VALKYRIES, MAY 23, 2025		13 VS. PHOENIX MERCURY, JUN 01, 2025
	7 VS. LAS VEGAS ACES, SEP 11, 2025		..7 MORE AT 1.		..1 MORE AT 13.
	6 VS. SEATTLE STORM, JUN 17, 2025		6 VS. SEATTLE STORM, JUN 17, 2025		5 AT MINNESOTA LYNX, JUN 14, 2025
	4 VS. SEATTLE STORM, JUN 17, 2025		4 AT LAS VEGAS ACES, MAY 30, 2025		4 AT LAS VEGAS ACES, MAY 30, 2025
	2 VS. CHICAGO SKY, MAY 25, 2025		..2 MORE AT 4.		5 VS. MINNESOTA LYNX, MAY 18, 2025
	..1 MORE AT 2.		7 VS. SEATTLE STORM, JUN 17, 2025		5 AT CHICAGO SKY, JUN 24, 2025
	6 AT MINNESOTA LYNX, JUN 21, 2025		6 AT LAS VEGAS ACES, MAY 30, 2025		4 VS. CHICAGO SKY, MAY 25, 2025
	5 AT PHOENIX MERCURY, MAY 21, 2025		4 AT PHOENIX MERCURY, MAY 21, 2025		3 VS. GOLDEN STATE VALKYRIES, JUN 09, 2025
	..2 MORE AT 5.		4 VS. GOLDEN STATE VALKYRIES, MAY 23, 2025		..1 MORE AT 3.
			2 VS. GOLDEN STATE VALKYRIES, MAY 23, 2025		3 VS. ATLANTA DREAM, MAY 27, 2025
			2 VS. PHOENIX MERCURY, JUN 01, 2025		2 VS. MINNESOTA LYNX, MAY 18, 2025
					..6 MORE AT 2.

REG CAREER HIGHS

PTS	15 VS. LVA 9/11/25
FGM	7 VS. LVA 9/11/25
FGA	12 VS. LVA 9/11/25
3FGM	4 VS. SEA 6/17/25
3FGA	6 AT MIN 6/21/25
FTM	3 VS. MIN 5/18/25
FTA	4 2 TIMES (@ MIN, 6/14/25)
OREB	2 AT LVA 5/30/25
DREB	6 VS. SEA 6/17/25
TREB	7 VS. SEA 6/17/25
ASTS	4 2 TIMES (VS. GSV, 5/23/25)
STLS	2 2 TIMES (VS. PHX, 6/1/25)
BLKS	1 4 TIMES (VS. CHI, 6/29/25)
MINS	38 VS. LVA 9/11/25

2025 REG HIGHS

PTS	15 VS. LVA 9/11/25
FGM	7 VS. LVA 9/11/25
FGA	12 VS. LVA 9/11/25
3FGM	4 VS. SEA 6/17/25
3FGA	6 AT MIN 6/21/25
FTM	3 VS. MIN 5/18/25
FTA	4 2 TIMES (@ MIN, 6/14/25)
OREB	2 AT LVA 5/30/25
DREB	6 VS. SEA 6/17/25
TREB	7 VS. SEA 6/17/25
ASTS	4 2 TIMES (VS. GSV, 5/23/25)
STLS	2 2 TIMES (VS. PHX, 6/1/25)
BLKS	1 4 TIMES (VS. CHI, 6/29/25)
MINS	38 VS. LVA 9/11/25



PORTLAND FIRE PLAYER PROFILES



2025 GAME-BY-GAME REGULAR SEASON STATISTICS (LAS)

DATE	OPP	P/S	MIN	FG	FGA	FG%	3PM	3PA	3P%	FT	FTA	FT%	OR	DR	TOT	A	ST	BS	TO	PF	+/-	PTS	W/L	SCORE
05/16/25	AT GSV	P	13:32	1	3	.333	0	2	.000	0	0	.000	0	2	2	1	0	0	2	0	-1	2	W	84-67
05/18/25	MIN	P	24:29	1	3	.333	1	3	.333	3	4	.750	0	3	3	1	1	1	2	5	-6	6	L	75-89
05/21/25	AT PHX	S	27:43	1	7	.143	0	5	.000	0	0	.000	0	1	1	4	0	1	2	2	-8	2	L	86-89
05/23/25	GSV	S	28:45	2	7	.286	1	4	.250	2	2	1.000	1	3	4	4	2	0	2	4	0	7	L	73-82
05/25/25	CHI	S	25:36	3	7	.429	2	4	.500	1	2	.500	0	3	3	1	0	0	1	4	7	9	W	91-78
05/27/25	ATL	S	19:52	0	2	.000	0	1	.000	2	2	1.000	0	1	1	0	1	0	1	1	0	2	L	82-88
05/30/25	AT LVA	S	18:12	1	5	.200	1	4	.250	0	0	.000	2	4	6	0	0	0	4	2	-18	3	L	81-96
06/01/25	PHX	P	13:46	2	5	.400	2	4	.500	0	0	.000	1	0	1	1	2	1	0	1	13	6	L	80-85
06/06/25	AT DAL	P	15:13	1	2	.500	0	1	.000	2	2	1.000	0	3	3	2	1	0	0	0	2	4	W	93-79
06/09/25	GSV	P	10:09	3	3	1.000	1	1	1.000	0	0	.000	0	3	3	1	0	0	1	4	-5	7	L	81-89 (OT)
06/11/25	AT LVA	P	20:21	1	2	.500	1	1	1.000	0	0	.000	0	3	3	0	0	0	1	2	13	3	W	97-89
06/14/25	AT MIN	S	27:59	1	2	.500	0	0	.000	2	4	.500	1	3	4	2	1	0	5	1	-24	4	L	78-101
06/17/25	SEA	S	33:59	4	11	.364	4	5	.800	0	0	.000	1	6	7	1	0	0	2	2	-31	12	L	67-98
06/21/25	AT MIN	P	22:42	2	8	.250	1	6	.167	0	0	.000	0	0	0	1	0	0	1	2	-4	5	L	86-82
06/24/25	AT CHI	P	12:15	1	1	1.000	1	1	1.000	2	2	1.000	0	2	2	0	1	0	3	5	-2	5	L	86-97
06/26/25	AT IND	P	12:56	0	2	.000	0	1	.000	0	0	.000	0	4	4	0	0	0	3	2	-7	0	W	86-75
06/29/25	CHI	P	16:57	0	5	.000	0	4	.000	0	0	.000	1	1	2	0	1	1	2	0	3	0	L	86-92
07/03/25	AT NYL	P	04:40	0	0	.000	0	0	.000	0	0	.000	0	0	0	1	0	0	0	0	9	0	L	79-89
07/05/25	AT IND																						W	89-87
07/10/25	MIN	P	08:08	0	0	.000	0	0	.000	0	0	.000	0	1	1	1	0	0	0	1	-6	0	L	82-91
07/13/25	CON	P	05:55	0	1	.000	0	1	.000	0	0	.000	0	1	1	1	0	0	0	0	-6	0	W	92-88
07/15/25	WAS	P	2:15	0	0	.000	0	0	.000	0	0	.000	0	2	2	0	0	0	0	0	0	0	W	99-80
07/22/25	AT WAS	P	5:17	1	2	.500	1	1	1.000	0	0	.000	0	0	0	1	0	0	0	0	6	3	W	93-86
07/24/25	AT CON	P	2:43	0	0	.000	0	0	.000	0	0	.000	0	0	0	0	0	0	0	1	-5	0	W	101-86
07/26/25	AT NYL																						W	101-99
07/29/25	LVA																						L	74-89
08/01/25	AT SEA																						W	108-106 (2OT)
08/05/25	IND	P	3:55	0	0	.000	0	0	.000	0	0	.000	0	0	0	0	0	0	0	0	-5	0	W	100-91
08/07/25	CON																						W	102-91
08/09/25	AT GSV	P	2:58	0	0	.000	0	0	.000	0	0	.000	0	0	0	0	0	0	0	0	6	0	L	59-72
08/10/25	SEA																						W	94-91
08/12/25	NYL	P	2:54	0	2	.000	0	1	.000	0	0	.000	0	0	0	0	0	0	1	0	-3	0	L	97-105
08/15/25	AT DAL																						W	97-96
08/17/25	AT WAS																						L	86-95
08/20/25	DAL																						W	81-80
08/26/25	PHX																						L	84-92
08/29/25	IND	P	6:10	0	0	.000	0	0	.000	2	2	1.000	0	0	0	1	0	0	0	3	3	2	L	76-76
08/31/25	WAS	P	09:04	1	3	.333	1	2	.500	0	0	.000	1	0	1	0	0	0	0	0	-18	3	W	81-78
09/01/25	AT SEA	P	7:28	1	1	1.000	0	0	.000	0	0	.000	0	1	1	1	0	0	0	0	6	2	W	91-85
09/03/25	AT ATL	P	10:36	1	2	.500	0	1	.000	1	2	.500	1	3	4	0	0	0	0	0	-3	3	L	75-86
09/05/25	AT ATL	P	03:16	0	2	.000	0	0	.000	0	0	.000	0	0	0	0	0	0	0	0	-8	0	L	85-104
09/07/25	DAL	P	15:50	0	4	.000	0	3	.000	0	2	.000	0	4	4	3	0	0	1	2	18	0	W	91-77
09/09/25	AT PHX	P	07:19	0	0	.000	0	0	.000	0	0	.000	1	0	1	1	0	0	2	0	0	0	W	88-83
09/11/25	LVA	S	38:10	7	12	.583	1	5	.200	0	0	.000	0	2	2	2	1	0	1	1	-30	15	L	75-103
2025	TTL	34-8	481	35	104	.337	18	61	.295	17	24	.708	10	56	66	31	11	4	37	45	-104	105	21-23	
2025	AVG	--	14.1	1.0	3.1	--	0.5	1.8	--	0.5	0.7	--	0.3	1.6	1.9	0.9	0.3	0.1	1.1	1.3	-3.1	3.1	--	--





FRIEDA BÜHNER

Forward

Ht: 6-1
DOB: 5/28/2004
College: Movistar Estudiantes
Fire Season: 1
WNBA Season: 1

20

PRESEASON STATS

GP	MIN	PTS	REB	AST	STL	BLK	TO	FG%	3P%	FT%	PF
1	21.0	5.0	1.0	0.0	0.0	0.0	1.0	16.7	0.0	75.0	2.0





BRIDGET CARLETON

Forward

Ht: 6-2
 DOB: 5/22/1997
 College: Iowa State
 Fire Season: 1
 WNBA Season: 8

6

PRESEASON STATS

GP MIN PTS REB AST STL BLK TO F6% 3P% FT% PF
 1 25.0 9.0 1.0 1.0 1.0 0.0 1.0 37.5 20.0 50.0 1.0

BRIDGET CARLETON - WNBA REGULAR SEASON STATISTICS

SEASON	TEAM	GP	GS	MIN	FG	FBA	F6%	3PM	3PA	3P%	FT	FTA	FT%	OR	DR	TOT	A	ST	TO	BS	PTS	PPG	
2019	CON	4	0	29	0	6	.000	0	2	.000	0	0	.000	1	2	3	1	0	1	0	0	0	0.0
WENT FROM CON TO MIN.																							
2019	MIN	4	0	11	1	2	.500	1	2	.500	0	0	.000	0	1	1	0	0	0	0	3	0.8	
2019	TOT	8	0	38	1	8	.125	1	4	.250	0	0	.000	1	3	4	1	0	1	0	3	0.4	
2020	MIN	22	15	568	53	102	.520	21	46	.457	18	28	.643	22	56	78	54	15	27	0	145	6.6	
2021	MIN	32	10	618	55	137	.401	27	74	.365	16	20	.800	23	51	74	47	25	27	6	153	4.8	
2022	MIN	36	2	606	54	135	.400	29	83	.349	19	26	.731	12	65	77	40	16	23	5	156	4.3	
2023	MIN	38	4	573	41	119	.345	30	89	.337	11	15	.733	19	70	89	34	13	16	3	123	3.2	
2024	MIN	39	36	1,165	126	284	.444	91	205	.444	30	38	.789	37	110	147	87	39	40	12	373	9.6	
2025	MIN	44	44	1,227	102	254	.402	63	169	.373	18	25	.720	39	119	158	89	37	33	12	285	6.5	
TOTALS		219	111	4,795	432	1,039	.416	262	670	.391	112	152	.737	153	474	627	352	145	167	38	1,238	5.7	
AVERAGE		--	--	21.9	2.0	4.7	--	1.2	3.1	--	0.5	0.7	--	0.7	2.2	2.9	1.6	0.7	0.8	0.2	5.7	--	

SINGLE-GAME HIGHS

POINTS	25 AT NEW YORK LIBERTY, AUG 05, 2020 19 AT NEW YORK LIBERTY, SEP 15, 2024	FREE THROWS ATTEMPTED	7 AT WASHINGTON MYSTICS, AUG 17, 2024 6 AT DALLAS WINGS, SEP 04, 2020	PLUS-MINUS	36 VS. CONNECTICUT SUN, JUN 29, 2025 34 AT LAS VEGAS ACES, AUG 02, 2025
FIELD GOALS MADE	11 AT NEW YORK LIBERTY, AUG 05, 2020 7 AT NEW YORK LIBERTY, SEP 15, 2024	OFFENSIVE REBOUNDS	3 AT WASHINGTON MYSTICS, SEP 08, 2020 3 AT SEATTLE STORM, MAY 28, 2021 ...4 MORE AT 3.	TURNOVERS	5 VS. SEATTLE STORM, SEP 06, 2020 4 VS. CONNECTICUT SUN, MAY 23, 2025
FIELD GOALS ATTEMPTED	16 AT NEW YORK LIBERTY, AUG 05, 2020 14 VS. INDIANA FEVER, JUL 14, 2024	DEFENSIVE REBOUNDS	7 VS. DALLAS WINGS, AUG 19, 2020 7 AT DALLAS WINGS, MAY 16, 2025 ...1 MORE AT 7.	PERSONAL FOULS	5 AT ATLANTA DREAM, AUG 28, 2020 5 VS. SEATTLE STORM, SEP 06, 2020 ...6 MORE AT 5.
2-PT FIELD GOALS MADE	8 AT NEW YORK LIBERTY, AUG 05, 2020 4 VS. CHICAGO SKY, JUN 15, 2021 ...1 MORE AT 4.	TOTAL REBOUNDS	9 VS. DALLAS WINGS, AUG 19, 2020 8 VS. ATLANTA DREAM, JUN 19, 2024 10 VS. LOS ANGELES SPARKS, AUG 31, 2020	POINTS FAST BREAK	8 AT ATLANTA DREAM, JUL 28, 2022 6 VS. CONNECTICUT SUN, JUL 04, 2024 ...1 MORE AT 6.
2-PT FIELD GOALS ATTEMPTED	13 AT NEW YORK LIBERTY, AUG 05, 2020 7 VS. CHICAGO SKY, JUN 15, 2021	ASSISTS	6 AT PHOENIX MERCURY, AUG 21, 2020 ...2 MORE AT 6.	OFFENSIVE FOULS	2 VS. SEATTLE STORM, SEP 06, 2020 2 VS. CONNECTICUT SUN, MAY 23, 2025
3-PT FIELD GOALS MADE	5 AT LAS VEGAS ACES, JUN 11, 2024 5 VS. INDIANA FEVER, JUL 14, 2024 ...1 MORE AT 5.	STEALS	3 AT LOS ANGELES SPARKS, AUG 09, 2020 3 AT SEATTLE STORM, MAY 06, 2022 ...8 MORE AT 3.	FOULS DRAWN	4 AT CONNECTICUT SUN, AUG 01, 2020 4 AT DALLAS WINGS, SEP 04, 2020 ...8 MORE AT 4.
3-PT FIELD GOALS ATTEMPTED	11 VS. ATLANTA DREAM, JUL 17, 2024 11 VS. CONNECTICUT SUN, MAY 23, 2025	BLOCKS	2 VS. DALLAS WINGS, JUN 28, 2022 2 VS. NEW YORK LIBERTY, MAY 25, 2024 ...2 MORE AT 2.		
FREE THROWS MADE	5 AT WASHINGTON MYSTICS, AUG 17, 2024 4 AT DALLAS WINGS, SEP 04, 2020	MINUTES	39:41 AT LOS ANGELES SPARKS, MAY 18, 2025 37:52 VS. INDIANA FEVER, JUL 14, 2024		



PORTLAND FIRE PLAYER PROFILES



REG CAREER HIGHS		2025 REG HIGHS	
PTS	25 AT NYL 8/5/20	PTS	16 AT ATL 8/21/25
FGM	11 AT NYL 8/5/20	FGM	5 2 TIMES (@ ATL, 8/21/25)
FGA	16 AT NYL 8/5/20	FGA	13 AT ATL 8/21/25
3FGM	5 3 TIMES (@ NYL, 9/15/24)	3FGM	4 4 TIMES (VS. DAL, 9/1/25)
3FGA	11 2 TIMES (VS. CON, 5/23/25)	3FGA	11 VS. CON 5/23/25
FTM	5 AT WAS 8/17/24	FTM	3 VS. LVA 7/25/25
FTA	7 AT WAS 8/17/24	FTA	4 2 TIMES (VS. LVA, 7/25/25)
OREB	3 6 TIMES (VS. IND, 7/14/24)	OREB	2 13 TIMES (@ GSV, 9/6/25)
DREB	7 3 TIMES (@ LAS, 5/18/25)	DREB	7 2 TIMES (@ LAS, 5/18/25)
TREB	9 VS. DAL 8/19/20	TREB	7 2 TIMES (@ LAS, 5/18/25)
ASTS	10 VS. LAS 8/31/20	ASTS	6 AT LAS 7/10/25
STLS	3 10 TIMES (VS. CHI, 7/22/25)	STLS	3 3 TIMES (VS. CHI, 7/22/25)
BLKS	2 4 TIMES (VS. SEA, 5/27/25)	BLKS	2 VS. SEA 5/27/25
MINS	40 AT LAS 5/18/25	MINS	40 AT LAS 5/18/25

2025 GAME-BY-GAME REGULAR SEASON STATISTICS (MIN)

DATE	OPP	P/S	MIN	FG	FGA	FG%	3PM	3PA	3P%	FT	FTA	FT%	OR	DR	TOT	A	ST	BS	TO	PF	+/-	PTS	W/L	SCORE
05/16/25	AT DAL	S	30:14	1	5	.200	1	4	.250	0	0	.000	0	7	7	1	1	0	0	1	14	3	W	99-84
05/18/25	AT LAS	S	39:41	3	7	.429	0	3	.000	2	4	.500	0	7	7	4	3	0	0	2	14	8	W	89-75
05/21/25	DAL	S	32:41	4	10	.400	1	4	.250	0	0	.000	2	4	6	3	1	0	1	3	-7	9	W	85-81
05/23/25	CON	S	35:01	2	11	.182	2	11	.182	0	0	.000	0	2	2	3	2	0	4	4	8	6	W	76-70
05/27/25	SEA	S	29:04	1	4	.250	0	1	.000	0	0	.000	0	2	2	1	0	2	0	2	7	2	W	82-77
05/30/25	AT PHX	S	17:53	2	7	.286	1	5	.200	0	0	.000	2	3	5	2	1	0	0	0	-9	5	W	74-71
06/01/25	AT GSV	S	34:19	4	9	.444	2	6	.333	2	2	1.000	2	0	2	2	1	0	0	0	13	12	W	86-75
06/03/25	PHX	S	23:08	1	3	.333	1	3	.333	0	0	.000	0	3	3	3	0	1	3	2	12	3	W	88-65
06/08/25	AT DAL	S	33:45	3	6	.500	2	4	.500	0	0	.000	1	4	5	2	1	0	0	2	23	8	W	81-65
06/11/25	AT SEA	S	35:08	4	6	.667	3	4	.750	0	0	.000	1	0	1	1	1	1	3	5	-15	11	L	84-94
06/14/25	LAS	S	22:43	2	3	.667	2	3	.667	0	0	.000	0	2	2	4	1	1	1	1	20	6	W	101-78
06/17/25	LVA	S	33:42	2	6	.333	1	4	.250	2	2	1.000	2	4	6	4	1	0	1	1	13	7	W	76-62
06/21/25	LAS	S	20:39	1	2	.500	1	2	.500	0	0	.000	0	1	1	3	0	0	1	4	4	3	W	82-66
06/24/25	AT WAS	S	25:04	2	4	.500	0	1	.000	0	0	.000	1	1	2	1	1	0	1	4	7	4	L	64-68
06/27/25	AT ATL	S	36:43	5	5	1.000	4	4	1.000	0	0	.000	1	1	2	3	0	0	1	5	2	14	W	96-92 (OT)
06/29/25	CON	S	21:31	3	7	.429	1	4	.250	0	0	.000	0	1	1	1	1	0	0	0	36	7	W	102-63
07/03/25	WAS	S	27:47	3	7	.429	2	3	.667	0	0	.000	1	2	3	2	1	0	0	0	22	8	W	92-75
07/05/25	GSV	S	34:52	3	8	.375	1	6	.167	0	0	.000	1	3	4	4	0	0	0	1	5	7	W	82-71
07/06/25	CHI	S	25:55	0	4	.000	0	2	.000	0	0	.000	2	3	5	2	1	0	0	3	-10	0	W	80-75
07/09/25	AT PHX	S	34:11	4	11	.364	2	7	.286	0	0	.000	2	0	2	4	2	0	1	2	-6	10	L	71-79
07/10/25	AT LAS	S	27:39	2	3	.667	0	1	.000	0	0	.000	1	2	3	6	1	0	2	2	6	4	W	91-82
07/12/25	AT CHI	S	25:32	2	4	.500	0	1	.000	2	2	1.000	0	4	4	1	0	1	1	1	-2	6	L	81-87
07/14/25	AT CHI	S	30:02	4	8	.500	3	6	.500	0	1	.000	2	3	5	2	3	1	0	2	18	11	W	91-78
07/16/25	PHX	S	26:42	1	10	.100	1	5	.200	2	2	1.000	0	6	6	5	1	0	0	1	16	5	W	79-66
07/22/25	CHI	S	31:17	4	8	.500	3	7	.429	0	0	.000	2	3	5	0	3	1	1	1	21	11	W	91-68
07/25/25	LVA	S	25:03	4	7	.571	3	5	.600	3	4	.750	2	4	6	0	0	0	2	5	27	14	W	109-78
07/27/25	ATL	S	16:57	0	3	.000	0	0	.000	0	0	.000	1	3	4	1	0	0	0	3	-4	0	L	86-90
07/30/25	NYL	S	33:05	3	9	.333	3	8	.375	1	2	.500	1	5	6	1	0	0	0	1	6	10	W	100-93
08/02/25	AT LVA	S	24:42	2	4	.500	2	3	.667	0	0	.000	0	4	4	2	1	0	1	1	34	6	W	111-58
08/05/25	AT SEA	S	29:39	4	6	.667	4	6	.667	0	0	.000	0	1	1	1	1	0	0	1	0	12	W	91-87
08/08/25	WAS	S	21:29	1	2	.500	0	1	.000	0	0	.000	0	6	6	3	0	1	1	1	4	2	W	80-76
08/10/25	AT NYL	S	21:57	1	4	.250	1	3	.333	0	0	.000	0	2	2	1	0	0	1	1	-11	3	W	83-71
08/16/25	NYL	S	18:43	0	2	.000	0	2	.000	0	0	.000	0	2	2	3	1	0	0	2	8	0	W	86-80
08/19/25	AT NYL	S	17:09	1	3	.333	0	2	.000	1	2	.500	0	1	1	1	0	1	1	2	-15	3	L	75-85
08/21/25	AT ATL	S	35:27	5	13	.385	4	8	.500	2	2	1.000	2	4	6	2	1	0	0	3	4	16	L	73-75
08/22/25	AT IND	S	33:04	3	7	.429	1	4	.250	0	0	.000	2	3	5	0	2	0	0	1	11	7	W	95-90
08/24/25	IND	S	31:05	3	5	.600	1	2	.500	0	0	.000	2	2	4	1	0	0	1	3	20	7	W	97-84
08/28/25	SEA	S	24:37	1	3	.333	1	2	.500	0	0	.000	1	3	4	0	0	0	0	1	-7	3	L	79-93
08/30/25	AT CON	S	22:35	0	2	.000	0	1	.000	0	0	.000	1	3	4	1	1	0	0	1	23	0	W	94-70
09/01/25	DAL	S	28:26	4	8	.500	4	8	.500	0	0	.000	0	0	0	0	0	1	1	1	15	12	W	96-71
09/04/25	AT LVA	S	27:32	3	3	1.000	3	3	1.000	0	0	.000	1	2	3	1	1	0	0	2	-6	9	L	87-97
09/06/25	AT GSV	S	26:44	1	5	.200	1	4	.250	1	2	.500	2	2	4	2	1	0	0	1	1	4	W	78-72
09/09/25	AT IND	S	24:48	2	4	.500	0	1	.000	0	0	.000	0	3	3	2	0	1	2	3	-25	4	L	72-83
09/11/25	GSV	S	29:07	1	6	.167	1	5	.200	0	0	.000	1	1	2	3	1	0	2	1	5	3	W	72-53
2025	TTL	44-44	1,227	102	254	.402	63	169	.373	18	25	.720	39	119	158	89	37	12	33	83	302	285	34-10	
2025	AVG	--	27.9	2.3	5.8	--	1.4	3.8	--	0.4	0.6	--	0.9	2.7	3.6	2.0	0.8	0.3	0.8	1.9	6.9	6.5	--	--





EMILY ENGSTLER

Forward

Ht: 6-1
 DOB: 5/1/2000
 College: Louisville
 Fire Season: 1
 WNBA Season: 5

21

PRESEASON STATS

GP MIN PTS REB AST STL BLK TO F6% 3P% FT% PF
 1 17.0 5.0 7.0 2.0 2.0 3.0 2.0 40.0 33.3 0.0 4.0

EMILY ENGSTLER - WNBA REGULAR SEASON STATISTICS

SEASON	TEAM	GP	GS	MIN	FG	FGA	FG%	3PM	3PA	3P%	FT	FTA	FT%	OR	DR	TOT	A	ST	TO	BS	PTS	PPG
2022	IND	35	6	638	72	182	.396	16	45	.356	21	38	.553	72	109	181	51	27	48	40	181	5.2
2023	MIN	12	0	93	8	21	.381	2	7	.286	3	8	.375	11	18	29	7	5	10	1	21	1.8
2024	WAS	32	3	464	76	154	.494	27	57	.474	18	22	.818	44	84	128	47	19	22	24	197	6.2
2025	WAS	40	0	512	53	134	.396	16	63	.254	24	36	.667	37	93	130	58	28	38	27	146	3.7
TOTALS		119	9	1,706	209	491	.426	61	172	.355	66	104	.635	164	304	468	163	79	118	92	545	4.6
AVERAGE		--	--	14.3	1.8	4.1	--	0.5	1.4	--	0.6	0.9	--	1.4	2.6	3.9	1.4	0.7	1.0	0.8	4.6	--

SINGLE-GAME HIGHS

POINTS	23 VS. DALLAS WINGS, JUN 22, 2024 19 AT DALLAS WINGS, SEP 03, 2024	FREE THROWS ATTEMPTED	6 VS. DALLAS WINGS, JUN 22, 2024 6 VS. CHICAGO SKY, JUL 29, 2025	PLUS-MINUS	15 VS. DALLAS WINGS, JUN 22, 2024 15 AT CHICAGO SKY, SEP 11, 2024
FIELD GOALS MADE	8 AT DALLAS WINGS, SEP 03, 2024 7 VS. DALLAS WINGS, JUN 22, 2024	OFFENSIVE REBOUNDS	7 AT CHICAGO SKY, MAY 24, 2022 7 VS. LOS ANGELES SPARKS, MAY 27, 2022	TURNOVERS	5 VS. ATLANTA DREAM, SEP 15, 2024 4 AT WASHINGTON MYSTICS, MAY 06, 2022 ...1 MORE AT 4.
FIELD GOALS ATTEMPTED	14 AT DALLAS WINGS, SEP 03, 2024 12 AT CONNECTICUT SUN, MAY 20, 2022	DEFENSIVE REBOUNDS	7 AT WASHINGTON MYSTICS, MAY 06, 2022 7 VS. ATLANTA DREAM, MAY 17, 2022 ...1 MORE AT 7.	PERSONAL FOULS	6 AT CONNECTICUT SUN, MAY 20, 2022 6 VS. CHICAGO SKY, JUL 07, 2022
2-PT FIELD GOALS MADE	5 VS. CONNECTICUT SUN, MAY 22, 2022 5 VS. LOS ANGELES SPARKS, MAY 27, 2022 ...1 MORE AT 5.	TOTAL REBOUNDS	13 AT CHICAGO SKY, MAY 24, 2022 10 VS. ATLANTA DREAM, MAY 17, 2022 ...1 MORE AT 10.	POINTS FAST BREAK	3 VS. MINNESOTA LYNX, JUL 15, 2022 3 AT INDIANA FEVER, JUN 19, 2024
2-PT FIELD GOALS ATTEMPTED	10 VS. LOS ANGELES SPARKS, MAY 27, 2022 9 AT CONNECTICUT SUN, MAY 20, 2022 ...1 MORE AT 9.	ASSISTS	5 VS. CONNECTICUT SUN, JUN 22, 2023 4 AT CHICAGO SKY, MAY 24, 2022 ...9 MORE AT 4.	OFFENSIVE FOULS	2 AT CONNECTICUT SUN, JUN 08, 2022 1 VS. ATLANTA DREAM, MAY 15, 2022 ...17 MORE AT 1.
3-PT FIELD GOALS MADE	3 VS. DALLAS WINGS, JUN 22, 2024 3 VS. DALLAS WINGS, JUN 23, 2024 ...3 MORE AT 3.	STEALS	3 AT ATLANTA DREAM, JUN 05, 2022 3 AT SEATTLE STORM, AUG 26, 2024 ...3 MORE AT 3.	TECHNICAL FOULS	1 VS. CHICAGO SKY, JUL 07, 2022 1 AT SEATTLE STORM, AUG 26, 2024
3-PT FIELD GOALS ATTEMPTED	6 AT DALLAS WINGS, SEP 03, 2024 4 VS. ATLANTA DREAM, MAY 17, 2022 ...4 MORE AT 4.	BLOCKS	4 VS. LOS ANGELES SPARKS, MAY 27, 2022 4 VS. NEW YORK LIBERTY, SEP 17, 2024	FOULS DRAWN	4 AT PHOENIX MERCURY, JUN 29, 2022 4 VS. WASHINGTON MYSTICS, AUG 12, 2022 ...1 MORE AT 4.
FREE THROWS MADE	6 VS. DALLAS WINGS, JUN 22, 2024 5 AT PHOENIX MERCURY, JUN 29, 2022 ...1 MORE AT 5.	MINUTES	34:37 AT CHICAGO SKY, MAY 24, 2022 29:05 AT CONNECTICUT SUN, MAY 20, 2022		

REG CAREER HIGHS

PTS	23 VS. DAL 6/22/24
FGM	8 AT DAL 9/3/24
FGA	14 AT DAL 9/3/24
3FGM	3 5 TIMES (VS. GSV, 8/13/25)
3FGA	6 AT DAL 9/3/24
FTM	6 VS. DAL 6/22/24
FTA	6 2 TIMES (VS. CHI, 7/29/25)
OREB	7 2 TIMES (VS. LAS, 5/27/22)
DREB	7 3 TIMES (VS. CON, 6/8/25)
TREB	13 AT CHI 5/24/22
ASTS	5 VS. CON 6/22/23
STLS	3 5 TIMES (VS. CON, 8/19/25)
BLKS	4 2 TIMES (VS. NYL, 9/17/24)
MINS	35 AT CHI 5/24/22

2025 REG HIGHS

PTS	13 VS. GSV 8/13/25
FGM	5 VS. GSV 8/13/25
FGA	9 2 TIMES (@ IND, 8/15/25)
3FGM	3 VS. GSV 8/13/25
3FGA	4 VS. GSV 7/31/25
FTM	5 VS. CHI 7/29/25
FTA	6 VS. CHI 7/29/25
OREB	3 3 TIMES (VS. IND, 9/7/25)
DREB	7 VS. CON 6/8/25
TREB	9 VS. CON 6/8/25
ASTS	4 4 TIMES (@ NYL, 8/28/25)
STLS	3 2 TIMES (VS. CON, 8/19/25)
BLKS	3 AT IND 8/15/25
MINS	26 AT IND 8/15/25



PORTLAND FIRE PLAYER PROFILES



2025 GAME-BY-GAME REGULAR SEASON STATISTICS (WAS)

DATE	OPP	P/S	MIN	FG	FGA	FG%	3PM	3PA	3P%	FT	FTA	FT%	OR	DR	TOT	A	ST	BS	TO	PF	+/-	PTS	W/L	SCORE
05/16/25	ATL	P	13:07	2	3	.667	1	1	1.000	0	0	.000	1	4	5	1	0	1	1	1	-3	5	W	94-90
05/18/25	AT CON	P	11:12	1	2	.500	1	1	1.000	0	0	.000	0	5	5	1	1	0	1	2	2	3	W	90-85
05/21/25	AT GSV	P	6:00	1	2	.500	0	1	.000	1	2	.500	0	2	2	1	1	1	1	1	3	3	L	74-76
05/23/25	AT LVA	P	5:21	0	1	.000	0	0	.000	0	0	.000	0	0	0	1	0	0	2	0	-9	0	L	72-75
05/25/25	AT PHX	P	14:45	2	6	.333	1	3	.333	1	2	.500	3	1	4	1	0	1	2	4	3	6	L	62-68
05/28/25	IND	P	12:25	1	1	1.000	1	1	1.000	0	0	.000	1	2	3	4	0	1	0	2	2	3	W	83-77
05/30/25	NYL	P	8:09	1	3	.333	0	2	.000	2	2	1.000	1	1	2	1	1	0	0	1	-3	4	L	63-85
06/03/25	AT IND	P	9:49	2	4	.500	0	2	.000	0	0	.000	3	1	4	2	1	1	1	0	3	4	L	76-85
06/05/25	NYL	P	13:38	2	4	.500	0	1	.000	0	1	.000	1	6	7	2	0	0	2	2	2	4	L	78-86
06/08/25	CON	P	18:19	1	3	.333	0	1	.000	0	1	.000	2	7	9	2	1	0	1	3	11	2	W	104-67
06/15/25	ATL	P	16:54	1	3	.333	0	1	.000	0	0	.000	2	3	5	2	1	0	0	0	-13	2	L	56-89
06/17/25	AT CHI																						W	79-72
06/20/25	AT ATL	P	12:46	1	1	1.000	0	0	.000	1	2	.500	1	1	2	1	1	1	2	2	11	3	L	91-92
06/22/25	DAL	P	6:18	0	1	.000	0	1	.000	0	0	.000	0	1	1	0	0	2	1	0	-8	0	W	91-88 (OT)
06/24/25	MIN	P	5:25	0	0	.000	0	0	.000	0	0	.000	1	1	2	1	0	0	0	1	7	0	W	68-64
06/26/25	AT LVA																						W	94-83
06/28/25	AT DAL																						L	71-79
07/03/25	AT MIN	P	19:30	1	4	.250	0	3	.000	2	2	1.000	2	3	5	0	1	1	1	1	1	4	L	75-92
07/08/25	CHI	P	4:27	0	0	.000	0	0	.000	0	0	.000	1	1	2	1	0	0	0	0	-5	0	W	81-79
07/10/25	LVA	P	1:35	0	0	.000	0	0	.000	0	0	.000	0	0	0	0	0	0	0	0	0	0	W	70-68
07/13/25	AT SEA	P	1:50	0	1	.000	0	1	.000	0	0	.000	0	0	0	0	0	0	0	0	-6	0	W	74-69
07/15/25	AT LAS	P	6:21	0	1	.000	0	1	.000	0	0	.000	0	1	1	1	0	0	1	2	3	0	L	80-99
07/22/25	LAS																						L	86-93
07/26/25	SEA	P	12:38	1	4	.250	0	1	.000	0	0	.000	1	1	2	0	1	1	1	3	-10	2	W	69-58
07/27/25	PHX	P	17:46	3	4	.750	2	3	.667	0	0	.000	1	2	3	1	0	0	1	0	-2	8	L	72-88
07/29/25	CHI	P	17:42	0	3	.000	0	3	.000	5	6	.833	2	4	6	4	1	1	1	1	10	5	W	103-86
07/31/25	GSV	P	17:39	2	7	.286	1	4	.250	0	0	.000	2	1	3	2	0	2	1	0	1	5	L	67-68
08/03/25	AT ATL	P	9:49	2	5	.400	0	2	.000	0	0	.000	1	0	1	1	0	1	1	1	-7	4	L	83-99
08/05/25	AT CHI	P	12:30	2	5	.400	1	3	.333	0	0	.000	1	3	4	0	1	1	1	1	5	5	L	64-78
08/08/25	AT MIN	P	14:57	2	4	.500	1	2	.500	0	0	.000	1	3	4	1	2	0	3	2	-12	5	L	76-80
08/10/25	AT DAL	P	24:37	4	9	.444	2	2	1.000	1	2	.500	0	4	4	3	2	2	3	2	5	11	W	91-78
08/13/25	GSV	P	23:53	5	5	1.000	3	3	1.000	0	0	.000	1	4	5	2	1	1	3	0	-3	13	L	83-88
08/15/25	AT IND	P	26:06	3	9	.333	0	3	.000	1	2	.500	1	6	7	4	3	3	1	5	-5	7	W	88-84
08/17/25	LAS	P	13:26	1	3	.333	1	2	.500	1	2	.500	0	3	3	1	2	1	0	0	0	4	W	95-86
08/19/25	CON	P	15:45	0	2	.000	0	2	.000	2	2	1.000	1	2	3	2	3	1	0	2	0	2	L	68-80
08/21/25	AT CON	P	13:32	1	3	.333	1	2	.500	2	4	.500	0	1	1	0	1	2	1	3	-9	5	L	56-67
08/23/25	LVA	P	17:45	3	8	.375	0	3	.000	2	2	1.000	0	3	3	2	1	0	1	0	-13	8	L	81-91
08/24/25	SEA	P	8:38	0	0	.000	0	0	.000	0	0	.000	0	1	1	0	1	0	0	0	-3	0	L	82-84
08/28/25	AT NYL	P	14:53	2	7	.286	0	3	.000	1	2	.500	0	1	1	4	0	0	0	3	-14	5	L	63-89
08/30/25	AT GSV	P	17:43	0	4	.000	0	2	.000	0	0	.000	0	3	3	2	0	0	2	3	-9	0	L	62-99
08/31/25	AT LAS	P	15:39	3	6	.500	0	2	.000	0	0	.000	2	1	3	0	1	0	1	2	-12	6	L	78-81
09/04/25	PHX	P	9:30	2	3	.667	0	0	.000	0	0	.000	1	3	4	3	0	0	0	1	4	4	L	69-75
09/07/25	IND	P	14:29	1	3	.333	0	1	.000	2	2	1.000	3	4	7	1	0	1	1	0	-5	4	L	65-94
09/09/25	AT NYL	P	5:00	0	0	.000	0	0	.000	0	0	.000	0	3	3	3	0	1	0	1	4	0	L	66-75
2025	TTL	40-0	512	53	134	.396	16	63	.254	24	36	.667	37	93	130	58	28	27	38	52	-74	146	16-28	--
2025	AVG	--	12.8	1.3	3.4	--	0.4	1.6	--	0.6	0.9	--	0.9	2.3	3.2	1.4	0.7	0.7	0.9	1.3	-1.9	3.6	--	--





LUISA GEISELSÖDER

Center

Ht: 6-4
 DOB: 2/10/2000
 College: Basket Landes
 Fire Season: 1
 WNBA Season: 2

15

PRESEASON STATS

GP MIN PTS REB AST STL BLK TO FG% 3P% FT% PF
 2 21.0 11.0 3.0 0.5 0.5 0.5 3.0 45.5 33.3 90.9 4.5

LUISA GEISELSÖDER - WNBA REGULAR SEASON STATISTICS

SEASON	TEAM	GP	GS	MIN	FG	FGA	FG%	3PM	3PA	3P%	FT	FTA	FT%	OR	DR	TOT	A	ST	TO	BS	PTS	PPG
2025	DAL	28	24	628	76	179	.425	31	94	.330	9	11	.818	24	109	133	44	22	28	19	192	6.9
TOTALS		28	24	628	76	179	.425	31	94	.330	9	11	.818	24	109	133	44	22	28	19	192	6.9
AVERAGE		--	--	22.4	2.7	6.4	--	1.1	3.4	--	0.3	0.4	--	0.9	3.9	4.8	1.6	0.8	1.0	0.7	6.9	--

SINGLE-GAME HIGHS

- POINTS** 14 VS. LAS VEGAS ACES, JUL 16, 2025
14 VS. NEW YORK LIBERTY, JUL 28, 2025
- FIELD GOALS MADE** 6 AT LAS VEGAS ACES, JUN 13, 2025
6 VS. LAS VEGAS ACES, JUL 16, 2025
...1 MORE AT 6.
- FIELD GOALS ATTEMPTED** 11 AT PHOENIX MERCURY, JUL 07, 2025
10 VS. LAS VEGAS ACES, JUL 16, 2025
...1 MORE AT 10.
- 2-PT FIELD GOALS MADE** 5 AT PHOENIX MERCURY, JUN 11, 2025
5 AT LAS VEGAS ACES, JUN 13, 2025
- 2-PT FIELD GOALS ATTEMPTED** 9 AT PHOENIX MERCURY, JUL 07, 2025
6 VS. LOS ANGELES SPARKS, JUN 06, 2025
- 3-PT FIELD GOALS MADE** 3 AT SEATTLE STORM, JUL 22, 2025
3 VS. ATLANTA DREAM, JUL 30, 2025
...2 MORE AT 3.
- 3-PT FIELD GOALS ATTEMPTED** 6 VS. LAS VEGAS ACES, JUL 16, 2025
6 AT NEW YORK LIBERTY, AUG 05, 2025
...1 MORE AT 6.
- FREE THROWS MADE** 4 VS. WASHINGTON MYSTICS, AUG 10, 2025
2 VS. PHOENIX MERCURY, JUL 03, 2025
...1 MORE AT 2.
- FREE THROWS ATTEMPTED** 4 VS. WASHINGTON MYSTICS, AUG 10, 2025
2 VS. PHOENIX MERCURY, JUL 03, 2025
...2 MORE AT 2.
- OFFENSIVE REBOUNDS** 4 VS. LOS ANGELES SPARKS, JUN 06, 2025
3 AT CHICAGO SKY, JUL 09, 2025
- DEFENSIVE REBOUNDS** 9 AT NEW YORK LIBERTY, AUG 05, 2025
8 AT GOLDEN STATE VALKYRIES, JUL 25, 2025
- TOTAL REBOUNDS** 10 VS. LOS ANGELES SPARKS, JUN 06, 2025
10 AT NEW YORK LIBERTY, AUG 05, 2025
6 VS. LOS ANGELES SPARKS, JUN 06, 2025
- ASSISTS** 4 AT NEW YORK LIBERTY, AUG 05, 2025
...1 MORE AT 4.
- STEALS** 3 VS. LAS VEGAS ACES, JUL 16, 2025
3 AT LOS ANGELES SPARKS, AUG 20, 2025
3 AT SEATTLE STORM, JUN 03, 2025
- BLOCKS** 3 VS. PHOENIX MERCURY, JUL 03, 2025
36:20 AT LOS ANGELES SPARKS, AUG 20, 2025
33:31 VS. MINNESOTA LYNX, JUN 08, 2025
- PLUS-MINUS** 14 VS. PHOENIX MERCURY, JUL 03, 2025
12 VS. ATLANTA DREAM, JUL 30, 2025
- TURNOVERS** 4 VS. PHOENIX MERCURY, JUL 03, 2025
3 VS. LOS ANGELES SPARKS, AUG 15, 2025
...1 MORE AT 3.
- PERSONAL FOULS** 4 VS. LAS VEGAS ACES, JUL 16, 2025
4 AT INDIANA FEVER, AUG 12, 2025
...2 MORE AT 4.
- POINTS FAST BREAK** 5 AT LAS VEGAS ACES, JUN 13, 2025
5 AT INDIANA FEVER, JUL 13, 2025
- OFFENSIVE FOULS** 2 VS. PHOENIX MERCURY, JUL 03, 2025
1 AT SEATTLE STORM, JUL 22, 2025
...5 MORE AT 1.
- TECHNICAL FOULS
FOULS DRAWN** 1 AT SEATTLE STORM, JUL 22, 2025
3 VS. WASHINGTON MYSTICS, AUG 10, 2025
2 AT LAS VEGAS ACES, JUN 13, 2025
...1 MORE AT 2.

REG CAREER HIGHS		2025 REG HIGHS	
PTS	14 2 TIMES (VS. NYL, 7/28/25)	PTS	14 2 TIMES (VS. NYL, 7/28/25)
FGM	6 3 TIMES (VS. NYL, 7/28/25)	FGM	6 3 TIMES (VS. NYL, 7/28/25)
FGA	11 AT PHX 7/7/25	FGA	11 AT PHX 7/7/25
3FGM	3 4 TIMES (@ LAS, 8/20/25)	3FGM	3 4 TIMES (@ LAS, 8/20/25)
3FGA	6 3 TIMES (@ LAS, 8/20/25)	3FGA	6 3 TIMES (@ LAS, 8/20/25)
FTM	4 VS. WAS 8/10/25	FTM	4 VS. WAS 8/10/25
FTA	4 VS. WAS 8/10/25	FTA	4 VS. WAS 8/10/25
OREB	4 VS. LAS 6/6/25	OREB	4 VS. LAS 6/6/25
DREB	9 AT NYL 8/5/25	DREB	9 AT NYL 8/5/25
TREB	10 2 TIMES (@ NYL, 8/5/25)	TREB	10 2 TIMES (@ NYL, 8/5/25)
ASTS	6 VS. LAS 6/6/25	ASTS	6 VS. LAS 6/6/25
STLS	3 2 TIMES (@ LAS, 8/20/25)	STLS	3 2 TIMES (@ LAS, 8/20/25)
BLKS	3 2 TIMES (VS. PHX, 7/3/25)	BLKS	3 2 TIMES (VS. PHX, 7/3/25)
MINS	36 AT LAS 8/20/25	MINS	36 AT LAS 8/20/25



PORTLAND FIRE PLAYER PROFILES



2025 GAME-BY-GAME REGULAR SEASON STATISTICS (DAL)

DATE	OPP	P/S	MIN	FG	FGA	FG%	3PM	3PA	3P%	FT	FTA	FT%	OR	DR	TOT	A	ST	BS	TO	PF	+/-	PTS	W/L	SCORE
05/16/25	MIN																						L	84-99
05/19/25	SEA																						L	71-79
05/21/25	AT MIN																						L	81-85
05/24/25	AT ATL																						L	75-83
05/27/25	AT CON	P	3:16	1	1	1.000	0	0	.000	0	0	.000	0	0	0	0	0	0	0	2	-1	2	W	109-87
05/29/25	AT CHI																						L	92-97
05/31/25	CHI	P	3:44	0	0	.000	0	0	.000	0	0	.000	0	2	2	0	0	0	0	2	-4	0	L	83-94
06/03/25	AT SEA	P	21:44	2	5	.400	2	4	.500	0	0	.000	0	3	3	2	0	3	1	3	-9	6	L	77-83
06/06/25	LAS	P	32:13	5	9	.556	1	3	.333	0	0	.000	4	6	10	6	2	1	0	3	-3	11	L	79-93
06/08/25	MIN	S	33:31	2	7	.286	1	4	.250	0	0	.000	1	2	3	1	1	1	0	1	-13	5	L	65-81
06/11/25	AT PHX	S	30:16	5	7	.714	0	2	.000	0	1	.000	1	4	5	0	2	0	1	0	-6	10	L	80-93
06/13/25	AT LVA	S	26:29	6	6	1.000	1	1	1.000	0	0	.000	0	3	3	2	1	2	1	3	2	13	L	84-88
07/03/25	PHX	S	33:28	1	9	.111	0	4	.000	2	2	1.000	1	3	4	1	1	3	4	3	14	4	W	98-89
07/07/25	AT PHX	S	29:09	2	11	.182	0	2	.000	0	0	.000	2	6	8	1	0	1	1	2	-25	4	L	72-102
07/09/25	AT CHI	S	16:06	1	2	.500	1	2	.500	0	0	.000	3	4	7	1	0	0	2	2	-3	3	L	76-87
07/13/25	AT IND	S	19:14	3	6	.500	1	2	.500	0	0	.000	1	6	7	2	0	0	0	1	-13	7	L	83-102
07/16/25	LVA	S	24:03	6	10	.600	2	6	.333	0	0	.000	1	6	7	1	3	1	0	4	-5	14	L	86-90
07/22/25	AT SEA	S	24:28	4	7	.571	3	5	.600	2	2	1.000	0	3	3	2	0	0	2	3	11	13	W	87-63
07/25/25	AT GSV	S	30:14	4	7	.571	1	4	.250	0	0	.000	1	8	9	2	1	1	1	3	-5	9	L	76-86
07/27/25	LVA	S	14:32	2	6	.333	0	2	.000	0	0	.000	1	4	5	0	0	0	1	3	-32	4	L	80-106
07/28/25	NYL	S	22:40	6	9	.667	2	4	.500	0	0	.000	0	3	3	1	2	1	1	2	7	14	W	92-82
07/30/25	ATL	S	24:40	5	9	.556	3	5	.600	0	0	.000	1	3	4	2	0	0	0	3	12	13	L	85-88
08/01/25	IND	S	18:56	2	6	.333	0	3	.000	0	0	.000	1	4	5	0	1	1	0	0	-15	4	L	78-88
08/05/25	AT NYL	S	28:22	2	10	.200	1	6	.167	0	0	.000	1	9	10	4	1	1	0	1	2	5	L	76-85
08/08/25	NYL	S	26:40	2	5	.400	1	3	.333	1	2	.500	2	4	6	2	0	0	1	2	-1	6	L	77-88
08/10/25	WAS	S	17:00	2	7	.286	2	5	.400	4	4	1.000	0	1	1	0	0	1	1	3	-8	10	L	78-91
08/12/25	AT IND	S	13:21	0	2	.000	0	1	.000	0	0	.000	0	2	2	2	0	1	0	4	-6	0	W	81-80
08/15/25	LAS	S	17:12	3	5	.600	3	5	.600	0	0	.000	1	2	3	4	0	1	3	4	-4	9	L	96-97
08/17/25	AT LVA	S	22:41	3	8	.375	1	5	.200	0	0	.000	1	2	3	3	0	0	1	4	-12	7	L	87-106
08/20/25	AT LAS	S	36:20	3	9	.333	3	6	.500	0	0	.000	0	6	6	2	3	0	1	3	9	9	L	80-81
08/22/25	SEA	S	24:21	1	5	.200	1	4	.250	0	0	.000	0	7	7	2	1	0	3	3	-9	3	L	60-95
08/24/25	GSV	S	18:51	1	5	.200	1	4	.250	0	0	.000	0	4	4	0	2	0	1	1	-6	3	L	81-90
08/27/25	CON	S	14:24	2	6	.333	0	2	.000	0	0	.000	1	2	3	1	1	0	2	2	-10	4	L	95-101
08/29/25	AT ATL																						L	78-100
09/01/25	AT MIN																						L	71-96
09/04/25	AT GSV																						L	80-84
09/07/25	AT LAS																						L	77-91
09/11/25	PHX																						W	97-76
2025	TTL	28-24	628	76	179	.425	31	94	.330	9	11	.818	24	109	133	44	22	19	28	67	-133	192	6-32	
2025	AVG	--	22.4	2.7	6.4	--	1.1	3.4	--	0.3	0.4	--	0.9	3.9	4.8	1.6	0.8	0.7	1.0	2.4	-4.8	6.9	--	--





MEGAN GUSTAFSON

Center

Ht: 6-4
 DOB: 12/13/1996
 College: Iowa
 Fire Season: 1
 WNBA Season: 8

17

PRESEASON STATS

GP MIN PTS REB AST STL BLK TO F6% 3P% FT% PF
 1 18.0 8.0 2.0 0.0 1.0 0.0 1.0 42.9 25.0 50.0 2.0

MEGAN GUSTAFSON - WNBA REGULAR SEASON STATISTICS

SEASON	TEAM	GP	GS	MIN	FG	FGA	FG%	3PM	3PA	3P%	FT	FTA	FT%	OR	DR	TOT	A	ST	TO	BS	PTS	PPG
2019	DAL	25	0	238	27	55	.491	1	9	.111	18	20	.900	20	43	63	7	4	10	6	73	2.9
2020	DAL	9	0	47	4	14	.286	0	1	.000	6	9	.667	6	5	11	1	0	2	1	14	1.6
2021	WAS	11	1	109	19	32	.594	0	2	.000	6	9	.667	11	29	40	0	2	9	1	44	4.0
2022	PHO	33	0	318	50	91	.549	12	26	.462	13	17	.765	17	47	64	17	6	24	5	125	3.8
2023	PHO	34	4	514	102	194	.526	15	43	.349	50	62	.806	46	85	131	25	13	37	14	269	7.9
2024	LVA	38	7	405	53	106	.500	22	57	.386	13	17	.765	23	50	73	9	13	14	5	141	3.7
2025	LVA	20	1	226	20	57	.351	13	39	.333	7	15	.467	8	28	36	5	3	6	6	60	3.0
TOTALS		170	13	1,856	275	549	.501	63	177	.366	113	149	.768	131	287	418	64	41	102	38	726	4.3
AVERAGE		--	--	10.9	1.6	3.2	--	0.4	1.0	--	0.7	0.9	--	0.8	1.7	2.5	0.4	0.2	0.6	0.2	4.3	--

SINGLE-GAME HIGHS

POINTS	24 VS. DALLAS WINGS, SEP 19, 2024 19 AT ATLANTA DREAM, JUL 25, 2023	FREE THROWS ATTEMPTED	7 VS. NEW YORK LIBERTY, AUG 01, 2019 6 AT ATLANTA DREAM, JUL 25, 2023	PLUS-MINUS	23 VS. NEW YORK LIBERTY, AUG 01, 2019 19 VS. DALLAS WINGS, SEP 19, 2024
FIELD GOALS MADE	9 VS. DALLAS WINGS, SEP 19, 2024 7 AT ATLANTA DREAM, JUL 25, 2023 ...1 MORE AT 7.	OFFENSIVE REBOUNDS	5 VS. DALLAS WINGS, SEP 19, 2024 4 AT CHICAGO SKY, JUL 10, 2021 ...1 MORE AT 4.	TURNOVERS	4 AT ATLANTA DREAM, JUL 25, 2023 4 AT MINNESOTA LYNX, SEP 03, 2023
FIELD GOALS ATTEMPTED	16 VS. DALLAS WINGS, SEP 19, 2024 15 AT INDIANA FEVER, AUG 01, 2023	DEFENSIVE REBOUNDS	10 VS. CHICAGO SKY, AUG 14, 2022 6 VS. NEW YORK LIBERTY, AUG 01, 2019 ...5 MORE AT 6.	PERSONAL FOULS	5 VS. SEATTLE STORM, MAY 11, 2022 5 AT NEW YORK LIBERTY, JUN 18, 2023 ...4 MORE AT 5.
2-PT FIELD GOALS MADE	7 AT ATLANTA DREAM, JUL 25, 2023 7 AT LOS ANGELES SPARKS, AUG 23, 2023 ...1 MORE AT 7.	TOTAL REBOUNDS	10 VS. CHICAGO SKY, AUG 14, 2022 10 VS. LAS VEGAS ACES, JUN 21, 2023	POINTS FAST BREAK	3 AT INDIANA FEVER, AUG 01, 2023 3 VS. MINNESOTA LYNX, JUN 11, 2024 ...3 MORE AT 3.
2-PT FIELD GOALS ATTEMPTED	12 AT INDIANA FEVER, AUG 01, 2023 11 AT LOS ANGELES SPARKS, AUG 23, 2023	ASSISTS	3 VS. LOS ANGELES SPARKS, JUN 05, 2022 3 AT LOS ANGELES SPARKS, AUG 23, 2023 ...1 MORE AT 3.	OFFENSIVE FOULS	2 AT LOS ANGELES SPARKS, JUN 24, 2021 2 AT CHICAGO SKY, JUL 02, 2022 ...1 MORE AT 2.
3-PT FIELD GOALS MADE	3 AT CHICAGO SKY, AUG 25, 2024 2 AT LAS VEGAS ACES, MAY 17, 2022 ...11 MORE AT 2.	STEALS	2 AT CONNECTICUT SUN, AUG 02, 2022 2 AT SEATTLE STORM, AUG 13, 2023 ...4 MORE AT 2.	TECHNICAL FOULS	1 VS. MINNESOTA LYNX, JUL 01, 2023
3-PT FIELD GOALS ATTEMPTED	6 VS. DALLAS WINGS, SEP 19, 2024 5 AT CHICAGO SKY, AUG 25, 2024	BLOCKS	3 AT ATLANTA DREAM, JUL 25, 2023 3 VS. MINNESOTA LYNX, AUG 02, 2025	FOULS DRAWN	6 VS. NEW YORK LIBERTY, AUG 01, 2019 6 VS. ATLANTA DREAM, AUG 03, 2023
FREE THROWS MADE	7 VS. NEW YORK LIBERTY, AUG 01, 2019 5 AT ATLANTA DREAM, JUL 25, 2023 ...1 MORE AT 5.	MINUTES	29:00 VS. DALLAS WINGS, SEP 19, 2024 27:37 VS. INDIANA FEVER, AUG 20, 2023		

	REG CAREER HIGHS		2025 REG HIGHS
PTS	24 VS. DAL 9/19/24	PTS	8 2 TIMES (VS. GSV, 8/3/25)
FGM	9 VS. DAL 9/19/24	FGM	3 AT MIN 7/25/25
FGA	16 VS. DAL 9/19/24	FGA	8 AT WAS 7/10/25
3FGM	3 AT CHI 8/25/24	3FGM	2 4 TIMES (VS. GSV, 8/3/25)
3FGA	6 VS. DAL 9/19/24	3FGA	4 2 TIMES (VS. MIN, 8/2/25)
FTM	7 VS. NYL 8/1/19	FTM	3 VS. GSV 7/12/25
FTA	7 VS. NYL 8/1/19	FTA	5 VS. GSV 7/12/25
OREB	5 VS. DAL 9/19/24	OREB	2 2 TIMES (VS. SEA, 8/8/25)
DREB	10 VS. CHI 8/14/22	DREB	5 AT IND 7/24/25
TREB	10 2 TIMES (VS. LVA, 6/21/23)	TREB	6 AT IND 7/24/25
ASTS	3 3 TIMES (VS. WAS, 9/5/23)	ASTS	1 5 TIMES (@ CHI, 8/25/25)
STLS	2 6 TIMES (VS. CON, 9/15/24)	STLS	1 3 TIMES (@ LAS, 9/11/25)
BLKS	3 2 TIMES (VS. MIN, 8/2/25)	BLKS	3 VS. MIN 8/2/25
MINS	29 VS. DAL 9/19/24	MINS	22 VS. MIN 8/2/25



PORTLAND FIRE PLAYER PROFILES



2025 GAME-BY-GAME REGULAR SEASON STATISTICS (LVA)

DATE	OPP	P/S	MIN	FG	FGA	FG%	3PM	3PA	3P%	FT	FTA	FT%	OR	DR	TOT	A	ST	BS	TO	PF	+/-	PTS	W/L	SCORE
05/17/25	AT NYL																						L	78-92
05/20/25	AT CON																						W	87-62
05/23/25	WAS																						W	75-72
05/25/25	AT SEA																						L	82-102
05/30/25	LAS																						W	96-81
06/01/25	AT SEA																						W	75-70
06/07/25	AT GSV																						L	68-95
06/11/25	LAS																						L	89-97
06/13/25	DAL																						W	88-84
06/15/25	PHX																						L	70-76
06/17/25	AT MIN																						L	62-76
06/20/25	SEA																						L	83-90
06/22/25	IND																						W	89-81
06/25/25	CON																						W	85-59
06/26/25	WAS																						L	83-94
06/29/25	AT PHX																						W	84-81
07/03/25	AT IND																						L	54-81
07/06/25	AT CON																						W	86-68
07/08/25	AT NYL																						L	78-87
07/10/25	AT WAS	P	22:10	2	8	.250	0	4	.000	0	0	.000	0	4	4	0	0	1	1	1	-7	4	L	68-70
07/12/25	GSV	P	19:44	1	4	.250	0	3	.000	3	5	.600	0	2	2	1	0	0	0	5	17	5	W	104-102
07/16/25	AT DAL	P	15:01	1	4	.250	1	3	.333	2	4	.500	2	2	4	1	1	0	1	2	10	5	W	90-86
07/22/25	ATL	P	17:39	2	4	.500	2	3	.667	0	0	.000	0	2	2	0	0	0	0	2	0	6	W	87-72
07/24/25	AT IND	P	11:53	0	1	.000	0	1	.000	0	0	.000	1	5	6	0	0	0	0	3	-10	0	L	70-80
07/25/25	AT MIN	P	13:12	3	4	.750	2	3	.667	0	2	.000	1	0	1	1	0	0	0	4	-10	8	L	78-109
07/27/25	AT DAL	P	11:29	0	3	.000	0	3	.000	0	2	.000	0	1	1	1	0	0	0	3	-1	0	W	106-80
07/29/25	AT LAS	P	07:12	0	1	.000	0	1	.000	0	0	.000	0	0	0	0	1	0	1	3	-4	0	W	89-74
08/02/25	MIN	P	22:12	2	6	.333	2	4	.500	0	0	.000	0	1	1	0	0	3	2	4	-33	6	L	58-111
08/03/25	GSV	P	12:55	2	5	.400	2	3	.667	2	2	1.000	1	2	3	0	0	0	0	3	3	8	W	101-77
08/06/25	AT GSV	P	01:18	0	0	.000	0	0	.000	0	0	.000	0	0	0	0	0	0	0	0	-5	0	W	78-72
08/08/25	SEA	P	12:01	0	0	.000	0	0	.000	0	0	.000	2	2	4	0	0	0	0	0	-14	0	W	90-86
08/10/25	CON	P	10:48	1	2	.500	1	2	.500	0	0	.000	0	0	0	0	0	1	0	2	-2	3	W	94-86
08/13/25	NYL																						W	83-77
08/15/25	AT PHX																						W	86-83
08/17/25	DAL	P	2:10	0	0	.000	0	0	.000	0	0	.000	0	0	0	0	0	0	0	1	-4	0	W	106-87
08/19/25	ATL																						W	74-72
08/21/25	PHX	P	3:18	0	2	.000	0	1	.000	0	0	.000	0	2	2	0	0	0	0	0	3	0	W	83-61
08/23/25	AT WAS	P	6:55	0	1	.000	0	0	.000	0	0	.000	0	0	0	0	0	0	0	3	-4	0	W	91-81
08/25/25	AT CHI	P	10:04	1	2	.500	1	2	.500	0	0	.000	0	1	1	1	0	0	0	3	-4	3	W	79-74
08/27/25	AT ATL																						W	81-75
09/04/25	MIN																						W	97-87
09/07/25	CHI	S	16:39	2	5	.400	0	2	.000	0	0	.000	1	1	2	0	0	1	1	3	15	4	W	80-66
09/09/25	CHI	P	3:18	2	4	.500	1	3	.333	0	0	.000	0	2	2	0	0	0	0	0	1	5	W	92-61
09/11/25	AT LAS	P	5:39	1	1	1.000	1	1	1.000	0	0	.000	0	1	1	0	1	0	0	0	-6	3	W	103-75
2025	TTL	20-1	226	20	57	.351	13	39	.333	7	15	.467	8	28	36	5	3	6	6	42	-55	60	30-14	
2025	AVG	--	11.3	1.0	2.9	--	0.7	1.9	--	0.3	0.8	--	0.4	1.4	1.8	0.2	0.1	0.3	0.3	2.1	-2.8	3.0	--	--





JORDAN HARRISON

Guard

Ht: 5-6
DOB: 4/26/2004
College: West Virginia
Fire Season: 1
WNBA Season: 1



2

PRESEASON STATS

GP	MIN	PTS	REB	AST	STL	BLK	TO	F6%	3P%	FT%	PF
2	19.5	7.0	2.5	3.5	0.5	0.5	2.0	30.8	0.0	100.0	4.5





HALEY JONES

Guard

Ht: 6-1
 DOB: 5/23/2001
 College: Stanford
 Fire Season: 1
 WNBA Season: 4

30

HALEY JONES - WNBA REGULAR SEASON STATISTICS

SEASON	TEAM	GP	GS	MIN	FG	FGA	FG%	3PM	3PA	3P%	FT	FTA	FT%	OR	DR	TOT	A	ST	TO	BS	PTS	PPG
2023	ATL	40	6	584	56	166	.337	6	28	.214	31	41	.756	14	80	94	92	16	54	12	149	3.7
2024	ATL	40	24	712	58	146	.397	6	28	.214	33	47	.702	10	78	88	84	14	68	11	155	3.9
2025	PHX	4	0	48	4	12	.333	1	2	.500	0	0	.000	2	6	8	4	1	2	1	9	2.3
WENT FROM PHX TO DAL.																						
2025	DAL	24	16	546	81	176	.460	11	37	.297	22	35	.629	16	74	90	60	20	46	21	195	8.1
2025	TOT	28	16	502	85	188	.452	12	39	.308	22	35	.629	18	80	98	64	21	48	22	204	7.3
TOTALS		108	46	1,890	199	500	.398	24	95	.253	86	123	.699	42	238	280	240	51	170	45	508	4.7
AVERAGE		--	--	17.5	1.8	4.6	--	0.2	0.9	--	0.8	1.1	--	0.4	2.2	2.6	2.2	0.5	1.6	0.4	4.7	--

- POINTS** 23 VS. LAS VEGAS ACES, AUG 22, 2023
18 AT GOLDEN STATE VALKYRIES, SEP 04, 2025
- FIELD GOALS MADE** 8 VS. LAS VEGAS ACES, AUG 22, 2023
7 AT DALLAS WINGS, JUL 05, 2024
...1 MORE AT 7.
- FIELD GOALS ATTEMPTED** 13 VS. LAS VEGAS ACES, AUG 22, 2023
11 AT NEW YORK LIBERTY, JUN 13, 2023
...2 MORE AT 11.
- 2-PT FIELD GOALS MADE** 7 VS. LAS VEGAS ACES, AUG 22, 2023
7 AT DALLAS WINGS, JUL 05, 2024
- 2-PT FIELD GOALS ATTEMPTED** 11 VS. LAS VEGAS ACES, AUG 22, 2023
11 VS. LAS VEGAS ACES, JUL 16, 2025
- 3-PT FIELD GOALS MADE** 2 AT NEW YORK LIBERTY, JUN 13, 2023
2 AT LOS ANGELES SPARKS, MAY 15, 2024
...3 MORE AT 2.
- 3-PT FIELD GOALS ATTEMPTED** 4 AT NEW YORK LIBERTY, JUN 13, 2023
3 AT LOS ANGELES SPARKS, MAY 15, 2024
...6 MORE AT 3.
- FREE THROWS MADE** 6 VS. LAS VEGAS ACES, AUG 22, 2023
6 VS. INDIANA FEVER, JUN 21, 2024

- FREE THROWS ATTEMPTED** 7 VS. INDIANA FEVER, JUN 21, 2024
7 VS. WASHINGTON MYSTICS, AUG 10, 2025
- OFFENSIVE REBOUNDS** 3 VS. CONNECTICUT SUN, AUG 27, 2025
2 AT MINNESOTA LYNX, MAY 23, 2023
...6 MORE AT 2.
- DEFENSIVE REBOUNDS** 10 VS. SEATTLE STORM, AUG 22, 2025
9 AT NEW YORK LIBERTY, JUN 13, 2023
- TOTAL REBOUNDS** 10 VS. SEATTLE STORM, AUG 22, 2025
9 AT NEW YORK LIBERTY, JUN 13, 2023
- ASSISTS** 9 AT CONNECTICUT SUN, JUN 15, 2023
7 AT GOLDEN STATE VALKYRIES, SEP 04, 2025
- STEALS** 3 VS. INDIANA FEVER, JUN 21, 2024
3 VS. LAS VEGAS ACES, JUL 16, 2025
...1 MORE AT 3.
- BLOCKS** 3 AT SEATTLE STORM, JUL 22, 2025
3 AT GOLDEN STATE VALKYRIES, SEP 04, 2025
- MINUTES** 38:36 VS. NEW YORK LIBERTY, JUN 23, 2024
36:54 AT NEW YORK LIBERTY, JUN 13, 2023

- PLUS-MINUS** 25 AT SEATTLE STORM, JUL 22, 2025
23 VS. WASHINGTON MYSTICS, JUN 28, 2025
- TURNOVERS** 6 AT LOS ANGELES SPARKS, SEP 07, 2025
5 AT CONNECTICUT SUN, JUN 15, 2023
...2 MORE AT 5.
- PERSONAL FOULS** 6 AT CONNECTICUT SUN, JUN 15, 2023
6 AT MINNESOTA LYNX, JUL 17, 2024
...1 MORE AT 6.
- POINTS FAST BREAK** 6 VS. LAS VEGAS ACES, AUG 22, 2023
6 AT SEATTLE STORM, JUL 22, 2025
- OFFENSIVE FOULS** 2 VS. WASHINGTON MYSTICS, AUG 10, 2025
1 VS. NEW YORK LIBERTY, JUN 09, 2023
...14 MORE AT 1.
- FOULS DRAWN** 5 VS. INDIANA FEVER, JUN 21, 2024
5 VS. WASHINGTON MYSTICS, AUG 10, 2025

	REG CAREER HIGHS		2025 REG HIGHS
PTS	23 VS. LVA 8/22/23	PTS	18 AT GSV 9/4/25
FGM	8 VS. LVA 8/22/23	FGM	7 AT GSV 9/4/25
FGA	13 VS. LVA 8/22/23	FGA	11 2 TIMES (@ SEA, 7/22/25)
3FGM	2 5 TIMES (VS. GSV, 8/24/25)	3FGM	2 3 TIMES (VS. GSV, 8/24/25)
3FGA	4 AT NYL 6/13/23	3FGA	3 5 TIMES (@ GSV, 9/4/25)
FTM	6 2 TIMES (VS. IND, 6/21/24)	FTM	5 VS. WAS 8/10/25
FTA	7 2 TIMES (VS. WAS, 8/10/25)	FTA	7 VS. WAS 8/10/25
OREB	3 VS. CON 8/27/25	OREB	3 VS. CON 8/27/25
DREB	10 VS. SEA 8/22/25	DREB	10 VS. SEA 8/22/25
TREB	10 VS. SEA 8/22/25	TREB	10 VS. SEA 8/22/25
ASTS	9 AT CON 6/15/23	ASTS	7 AT GSV 9/4/25
STLS	3 3 TIMES (@ GSV, 9/4/25)	STLS	3 2 TIMES (@ GSV, 9/4/25)
BLKS	3 2 TIMES (@ GSV, 9/4/25)	BLKS	3 2 TIMES (@ GSV, 9/4/25)
MINS	39 VS. NYL 6/23/24	MINS	34 AT GSV 9/4/25



PORTLAND FIRE PLAYER PROFILES



2025 GAME-BY-GAME REGULAR SEASON STATISTICS (PHX / DAL)

DATE	OPP	P/S	MIN	FG	FGA	FG%	3PM	3PA	3P%	FT	FTA	FT%	OR	DR	TOT	A	ST	BS	TO	PF	+/-	PTS	W/L	SCORE		
06/01/25	AT LAS	P	3:45	1	1	1.000	0	0	.000	0	0	.000	0	0	0	1	0	0	0	2	-2	2	W	86-80		
06/03/25	AT MIN	P	15:29	1	4	.250	0	1	.000	0	0	.000	0	1	1	0	1	0	0	0	-7	2	L	66-88		
06/05/25	GSV	P	14:07	2	4	.500	1	1	1.000	0	0	.000	1	2	3	1	0	1	0	1	4	5	W	86-77		
06/07/25	SEA	P	14:27	0	3	.000	0	0	.000	0	0	.000	1	3	4	2	0	0	2	1	7	0	L	77-89		
WENT FROM PHX TO DAL. (DID NOT PLAY)																										
06/17/25	GSV																						W	80-71		
06/20/25	AT CON	P	3:28	0	0	.000	0	0	.000	0	0	.000	0	1	1	0	0	0	0	1	2	0	W	86-83		
06/22/25	AT WAS																						L	88-91 (OT)		
06/24/25	ATL																						W	68-55		
06/27/25	IND																						L	86-94		
06/28/25	WAS	P	20:32	4	7	.571	0	1	.000	0	0	.000	1	6	7	2	0	0	0	2	23	8	W	79-71		
07/09/25	AT CHI	P	15:00	2	4	.500	0	1	.000	0	0	.000	0	0	0	1	1	0	0	1	-11	4	L	76-87		
07/13/25	AT IND	P	15:14	2	3	.667	0	0	.000	1	2	.500	0	1	1	0	0	2	1	4	-2	5	L	83-102		
07/16/25	LVA	P	19:28	6	11	.545	0	0	.000	0	0	.000	1	4	5	4	3	0	2	2	9	12	L	86-90		
07/22/25	AT SEA	P	30:36	5	11	.455	0	1	.000	0	0	.000	0	6	6	6	2	3	1	0	25	10	W	87-63		
07/25/25	AT GSV	P	27:47	3	8	.375	1	1	1.000	3	5	.600	0	4	4	3	2	1	2	3	-13	10	L	76-86		
07/27/25	LVA	P	29:42	5	8	.625	2	2	1.000	3	3	1.000	0	3	3	3	0	1	3	2	2	15	L	80-106		
07/28/25	NVL	S	26:29	3	8	.375	0	2	.000	2	2	1.000	2	1	3	2	1	0	4	2	9	8	W	92-82		
07/30/25	ATL	S	31:23	5	8	.625	2	3	.667	0	0	.000	1	2	3	3	1	0	1	4	-4	12	L	86-88		
08/01/25	IND	S	23:02	3	7	.429	0	1	.000	1	1	1.000	0	0	0	1	0	2	2	4	-4	7	L	78-88		
08/05/25	AT NYL	S	29:40	5	10	.500	1	3	.333	0	1	.000	1	3	4	1	0	1	2	6	-15	11	L	76-85		
08/08/25	NYL	S	17:57	1	8	.125	0	2	.000	2	2	1.000	1	1	2	2	0	0	3	2	-21	4	L	77-88		
08/10/25	WAS	S	25:41	3	9	.333	0	1	.000	5	7	.714	1	3	4	1	0	1	2	4	-11	11	L	78-91		
08/12/25	AT IND	S	16:42	2	7	.286	0	2	.000	1	2	.500	2	2	4	1	0	0	1	2	-6	5	W	81-80		
08/15/25	LAS	S	21:18	2	7	.286	0	1	.000	0	0	.000	1	1	2	4	0	2	1	2	-12	4	L	96-97		
08/17/25	AT LVA	S	20:06	3	4	.750	1	1	1.000	0	0	.000	0	5	5	2	0	0	1	4	-13	7	L	87-106		
08/20/25	AT LAS	S	15:15	1	5	.200	1	2	.500	0	0	.000	0	4	4	1	2	0	3	3	-2	3	L	80-81		
08/22/25	SEA	S	23:37	1	7	.143	0	3	.000	0	0	.000	0	10	10	2	0	0	3	1	-23	2	L	60-95		
08/24/25	GSV	S	18:09	6	9	.667	2	3	.667	1	4	.250	1	2	3	1	1	2	0	1	-11	15	L	81-90		
08/27/25	CON	S	27:39	6	9	.667	0	1	.000	0	0	.000	3	3	6	5	1	0	2	2	-11	12	L	95-101		
08/29/25	AT ATL																						L	78-100		
09/01/25	AT MIN																						L	71-96		
INACTIVE - INJURY NWT - INJURY																										
09/04/25	AT GSV	S	34:13	7	10	.700	1	3	.333	3	3	1.000	1	4	5	7	3	3	3	2	4	18	L	80-84		
09/07/25	AT LAS	S	30:36	3	9	.333	0	2	.000	0	1	.000	0	6	6	5	2	1	6	4	-15	6	L	77-91		
09/11/25	PHX	S	22:18	3	7	.429	0	1	.000	0	2	.000	0	2	2	3	1	2	3	2	-7	6	W	97-76		
2025	TTL	28-16	594	85	188	.452	12	39	.308	22	35	.629	18	80	98	64	21	22	48	64	-105	204	10-24	--		
2025	AVG	--	21.2	3.0	6.7	--	0.4	1.4	--	0.8	1.2	--	0.6	2.9	3.5	2.3	0.8	0.8	1.7	2.3	-3.8	7.3	--	--		






CARLA LEITE

Guard

Ht: 5-9
 DOB: 4/16/2004
 College: ESB Villeneuve-d'Ascq
 Fire Season: 1
 WNBA Season: 2



PRESEASON STATS

GP MIN PTS REB AST STL BLK TO FG% 3P% FT% PF
 2 23.5 11.5 1.5 4.0 0.5 0.0 3.5 58.3 66.7 53.8 4.0

CARLA LEITE - WNBA REGULAR SEASON STATISTICS

SEASON	TEAM	GP	GS	MIN	FG	FGA	FG%	3PM	3PA	3P%	FT	FTA	FT%	OR	DR	TOT	A	ST	TO	BS	PTS	PPG
2025	GSV	37	6	637	86	222	.387	13	75	.173	83	99	.838	9	39	48	75	26	57	3	268	7.2
TOTALS		37	6	637	86	222	.387	13	75	.173	83	99	.838	9	39	48	75	26	57	3	268	7.2
AVERAGE		--	--	17.2	2.3	6.0	--	0.4	2.0	--	2.2	2.7	--	0.2	1.1	1.3	2.0	0.7	1.5	0.1	7.2	--

SINGLE-GAME HIGHS

POINTS	19 AT LOS ANGELES SPARKS, MAY 23, 2025 19 VS. WASHINGTON MYSTICS, AUG 30, 2025	FREE THROWS ATTEMPTED	9 VS. WASHINGTON MYSTICS, AUG 30, 2025 6 VS. WASHINGTON MYSTICS, MAY 21, 2025 ...1 MORE AT 6.	PLUS-MINUS	29 VS. WASHINGTON MYSTICS, AUG 30, 2025 28 VS. DALLAS WINGS, SEP 04, 2025
FIELD GOALS MADE	7 AT LOS ANGELES SPARKS, MAY 23, 2025 6 AT LOS ANGELES SPARKS, JUN 09, 2025 ...2 MORE AT 6.	OFFENSIVE REBOUNDS	2 VS. WASHINGTON MYSTICS, MAY 21, 2025 2 AT LOS ANGELES SPARKS, JUN 09, 2025	TURNOVERS	4 VS. SEATTLE STORM, JUN 14, 2025 4 AT LAS VEGAS ACES, JUL 12, 2025 ...2 MORE AT 4.
FIELD GOALS ATTEMPTED	16 AT LOS ANGELES SPARKS, JUN 09, 2025 15 AT LAS VEGAS ACES, AUG 03, 2025	DEFENSIVE REBOUNDS	5 VS. PHOENIX MERCURY, JUL 14, 2025 3 AT LOS ANGELES SPARKS, JUN 09, 2025 ...2 MORE AT 3.	PERSONAL FOULS	4 VS. WASHINGTON MYSTICS, MAY 21, 2025 4 AT LOS ANGELES SPARKS, JUN 09, 2025 ...1 MORE AT 4.
2-PT FIELD GOALS MADE	6 AT LOS ANGELES SPARKS, JUN 09, 2025 6 VS. SEATTLE STORM, JUN 14, 2025 ...1 MORE AT 6.	TOTAL REBOUNDS	5 AT LOS ANGELES SPARKS, JUN 09, 2025 5 VS. PHOENIX MERCURY, JUL 14, 2025 6 VS. WASHINGTON MYSTICS, AUG 30, 2025	POINTS FAST BREAK	10 AT LOS ANGELES SPARKS, MAY 23, 2025 4 VS. WASHINGTON MYSTICS, MAY 21, 2025 ...1 MORE AT 4.
2-PT FIELD GOALS ATTEMPTED	13 AT LAS VEGAS ACES, AUG 03, 2025 9 AT LOS ANGELES SPARKS, JUN 09, 2025 ...1 MORE AT 9.	ASSISTS	5 VS. DALLAS WINGS, SEP 04, 2025 4 VS. PHOENIX MERCURY, AUG 19, 2025 2 AT NEW YORK LIBERTY, MAY 27, 2025 ...2 MORE AT 2.	OFFENSIVE FOULS	1 VS. SEATTLE STORM, JUN 14, 2025 6 VS. DALLAS WINGS, JUL 25, 2025 5 AT DALLAS WINGS, JUN 17, 2025 ...1 MORE AT 5.
3-PT FIELD GOALS MADE	2 AT LOS ANGELES SPARKS, MAY 23, 2025 2 AT ATLANTA DREAM, JUL 29, 2025 ...1 MORE AT 2.	STEALS	1 AT DALLAS WINGS, JUN 17, 2025 1 AT SEATTLE STORM, JUL 16, 2025 ...1 MORE AT 1.	FOULS DRAWN	
3-PT FIELD GOALS ATTEMPTED	7 AT LOS ANGELES SPARKS, JUN 09, 2025 6 VS. WASHINGTON MYSTICS, MAY 21, 2025 8 VS. WASHINGTON MYSTICS, AUG 30, 2025 6 VS. DALLAS WINGS, JUL 25, 2025	BLOCKS			
FREE THROWS MADE		MINUTES	33:23 AT LAS VEGAS ACES, AUG 03, 2025 32:02 VS. SEATTLE STORM, JUN 14, 2025		

REG CAREER HIGHS

PTS	19 2 TIMES (VS. WAS, 8/30/25)
FGM	7 AT LAS 5/23/25
FGA	16 AT LAS 6/9/25
3FGM	2 3 TIMES (VS. PHX, 8/19/25)
3FGA	7 AT LAS 6/9/25
FTM	8 VS. WAS 8/30/25
FTA	9 VS. WAS 8/30/25
OREB	2 2 TIMES (@ LAS, 6/9/25)
DREB	5 VS. PHX 7/14/25
TREB	5 2 TIMES (VS. PHX, 7/14/25)
ASTS	6 VS. WAS 8/30/25
STLS	4 VS. PHX 8/19/25
BLKS	1 3 TIMES (@ CHI, 8/1/25)
MINS	33 AT LVA 8/3/25

2025 REG HIGHS

PTS	19 2 TIMES (VS. WAS, 8/30/25)
FGM	7 AT LAS 5/23/25
FGA	16 AT LAS 6/9/25
3FGM	2 3 TIMES (VS. PHX, 8/19/25)
3FGA	7 AT LAS 6/9/25
FTM	8 VS. WAS 8/30/25
FTA	9 VS. WAS 8/30/25
OREB	2 2 TIMES (@ LAS, 6/9/25)
DREB	5 VS. PHX 7/14/25
TREB	5 2 TIMES (VS. PHX, 7/14/25)
ASTS	6 VS. WAS 8/30/25
STLS	4 VS. PHX 8/19/25
BLKS	1 3 TIMES (@ CHI, 8/1/25)
MINS	33 AT LVA 8/3/25




PORTLAND FIRE PLAYER PROFILES



2025 GAME-BY-GAME REGULAR SEASON STATISTICS (GSV)

DATE	OPP	P/S	MIN	FG	FBA	FG%	3PM	3PA	3P%	FT	FTA	FT%	OR	DR	TOT	A	ST	BS	TO	PF	+/-	PTS	W/L	SCORE
05/16/25	LAS	P	11:50	0	3	.000	0	3	.000	2	3	.667	0	1	1	1	0	0	3	2	9	2	L	67-84
05/21/25	WAS	P	20:39	2	7	.286	1	6	.167	5	6	.833	2	0	2	3	0	0	0	4	17	10	W	76-74
05/23/25	AT LAS	P	23:18	7	10	.700	2	2	1.000	3	4	.750	1	1	2	3	1	0	1	0	17	19	W	82-73
05/27/25	AT NYL	P	18:27	1	7	.143	0	2	.000	2	2	1.000	0	2	2	1	2	0	2	3	-16	4	L	67-95
05/29/25	AT NYL	P	8:16	1	3	.333	0	2	.000	0	0	.000	0	0	0	3	0	0	1	0	1	2	L	77-82
06/01/25	MIN	P	3:19	0	2	.000	0	2	.000	0	0	.000	0	0	0	0	0	0	0	0	-9	0	L	75-86
06/05/25	AT PHX	P	7:23	0	1	.000	0	0	.000	1	2	.500	0	0	0	1	1	0	2	0	-5	1	L	77-86
06/07/25	LVA	P	1:19	0	0	.000	0	0	.000	0	0	.000	0	0	0	0	0	0	0	0	0	0	W	95-68
06/09/25	AT LAS	P	26:04	6	16	.375	0	7	.000	3	3	1.000	2	3	5	3	1	0	1	4	11	15	W	89-81 (OT)
06/14/25	SEA	S	32:02	6	10	.600	0	2	.000	2	2	1.000	0	0	0	3	1	0	4	2	15	14	W	76-70
06/17/25	AT DAL	S	27:22	2	6	.333	0	1	.000	4	4	1.000	0	2	2	4	1	1	3	4	2	8	L	71-80
06/19/25	IND	S	19:43	4	7	.571	0	1	.000	0	0	.000	0	1	1	4	1	0	2	2	-6	8	W	88-77
06/22/25	CON																						W	87-63
06/25/25	NYL																						L	78-81
06/27/25	CHI																						W	83-78
06/29/25	SEA																						W	84-57
07/05/25	AT MIN																						L	71-82
07/07/25	AT ATL																						L	81-90
07/09/25	AT IND	P	12:53	1	6	.167	0	5	.000	3	3	1.000	0	0	0	0	1	0	0	2	8	5	W	80-61
07/12/25	AT LVA	P	16:01	2	6	.333	0	1	.000	2	2	1.000	0	0	0	2	1	0	4	1	-10	6	L	102-104
07/14/25	PHX	P	15:29	2	8	.250	0	1	.000	2	2	1.000	0	5	5	1	0	0	1	2	5	6	L	77-78
07/16/25	AT SEA	P	15:58	2	5	.400	1	3	.333	0	0	.000	0	0	0	2	0	1	1	2	4	5	L	58-67
07/25/25	DAL	P	17:14	4	6	.667	0	1	.000	6	6	1.000	1	1	2	3	1	0	3	3	6	14	W	86-76
07/27/25	AT CON	P	20:16	1	4	.250	0	3	.000	3	5	.600	0	1	1	1	1	0	0	1	-20	5	L	64-95
07/29/25	AT ATL	P	17:59	4	6	.667	2	2	1.000	2	2	1.000	1	3	4	2	0	0	3	2	3	12	W	77-75
07/31/25	AT WAS	P	13:40	1	4	.250	1	3	.333	1	2	.500	0	2	2	1	0	0	2	0	8	4	W	68-67
08/01/25	AT CHI	S	21:36	4	11	.364	1	5	.200	2	2	1.000	0	1	1	1	1	1	1	0	-11	11	W	73-66
08/03/25	AT LVA	S	33:23	5	15	.333	0	2	.000	4	4	1.000	0	2	2	3	1	0	1	1	-17	14	L	77-101
08/06/25	LVA	P	23:31	4	12	.333	0	4	.000	3	3	1.000	0	3	3	2	2	0	4	3	3	11	L	72-78
08/09/25	LAS	P	15:18	3	7	.429	1	1	1.000	2	3	.667	1	2	3	1	0	0	1	2	9	9	W	72-59
08/11/25	CON	P	14:45	0	3	.000	0	1	.000	0	0	.000	0	0	0	1	1	0	0	1	3	0	W	74-57
08/13/25	AT WAS	P	12:37	1	3	.333	1	2	.500	2	2	1.000	0	0	0	1	0	0	1	1	3	5	W	88-83
08/15/25	AT CHI	P	19:11	1	3	.333	0	1	.000	5	5	1.000	0	1	1	1	1	0	1	2	26	7	W	90-59
08/17/25	ATL	P	16:18	0	1	.000	0	1	.000	2	2	1.000	0	2	2	2	0	0	1	2	-13	2	L	63-79
08/19/25	PHX	S	32:01	5	12	.417	2	3	.667	3	4	.750	0	1	1	3	4	0	1	1	0	15	L	91-98
08/22/25	AT PHX	P	15:58	1	6	.167	0	2	.000	4	5	.800	0	1	1	3	1	0	0	1	-13	6	L	72-81
08/24/25	AT DAL																						W	90-81
08/30/25	WAS	P	19:11	5	5	1.000	1	1	1.000	8	9	.889	0	0	0	6	0	0	1	2	29	19	W	99-62
08/31/25	IND	P	20:30	3	7	.429	0	0	.000	1	2	.500	0	2	2	1	1	0	2	2	8	7	W	75-63
09/02/25	NYL	P	15:31	2	5	.400	0	1	.000	2	3	.667	0	0	0	3	0	0	4	0	-10	6	W	66-58
09/04/25	DAL	P	22:06	6	8	.750	0	1	.000	3	5	.600	1	1	2	5	0	0	3	2	28	15	W	84-80
09/06/25	MIN	P	8:55	0	2	.000	0	1	.000	0	0	.000	0	0	0	1	0	0	0	0	-9	0	L	72-78
09/09/25	AT SEA	P	5:55	0	2	.000	0	1	.000	0	0	.000	0	0	0	1	2	0	2	0	-5	0	L	73-74
09/11/25	AT MIN	P	12:07	0	3	.000	0	1	.000	1	2	.500	0	1	1	2	0	0	1	1	0	1	L	53-72
2025	TTL	37-6	637	86	222	.387	13	75	.173	83	99	.838	9	39	48	75	26	3	57	55	71	268	23-21	
2025	AVG	--	17.2	2.3	6.0	--	0.4	2.0	--	2.2	2.7	--	0.2	1.1	1.3	2.0	0.7	0.1	1.5	1.5	1.9	7.2	--	--





TEJA OBLAK

Guard

Ht: 5-8
DOB: 12/20/1990
College: Galatasaray
Fire Season: 1
WNBA Season: 1



7






NYADIEW PUOCH

Forward

Ht: 6-3
DOB: 6/23/2004
College: UC Capitals
Fire Season: 1
WNBA Season: 1



13





KARLIE SAMUELSON

Guard

Ht: 6-0
 DOB: 5/10/1995
 College: Stanford
 Fire Season: 1
 WNBA Season: 8

44

KARLIE SAMUELSON - WNBA REGULAR SEASON STATISTICS

SEASON	TEAM	GP	GS	MIN	FG	FGA	FG%	3PM	3PA	3P%	FT	FTA	FT%	OR	DR	TOT	A	ST	TO	BS	PTS	PPG
2018	LAS	20	0	84	7	18	.389	5	16	.313	0	0	.000	2	8	10	6	2	3	5	19	1.0
2019	LAS	3	0	36	1	7	.143	1	6	.167	0	0	.000	0	2	2	3	0	0	0	3	1.0
WENT FROM LAS TO DAL.																						
2019	DAL	4	0	48	2	7	.286	2	6	.333	0	0	.000	1	1	2	2	3	0	1	6	1.5
2019	TOT	7	0	83	3	14	.214	3	12	.250	0	0	.000	1	3	4	5	3	0	1	9	1.3
2021	LAS	11	3	174	13	34	.382	11	23	.478	5	7	.714	3	22	25	9	7	5	0	42	3.8
WENT FROM LAS TO SEA.																						
2021	SEA	3	0	32	3	10	.300	1	8	.125	2	2	1.000	0	1	1	2	0	3	0	9	3.0
2021	TOT	14	3	205	16	44	.364	12	31	.387	7	9	.778	3	23	26	11	7	8	0	51	3.6
2022	PHO	1	0	10	1	3	.333	1	3	.333	0	0	.000	0	3	3	1	0	1	0	3	3.0
2023	LAS	34	23	888	82	177	.463	49	115	.426	48	51	.941	11	90	101	68	22	30	3	261	7.7
2024	WAS	29	19	712	79	193	.409	49	123	.398	36	39	.923	15	59	74	62	27	25	1	243	8.4
2025	MIN	16	4	228	14	42	.333	12	34	.353	13	14	.929	3	17	20	17	6	11	1	53	3.3
TOTALS		121	49	2,211	202	491	.411	131	334	.392	104	113	.920	35	203	238	170	67	78	11	639	5.3
AVERAGE		--	--	18.3	1.7	4.1	--	1.1	2.8	--	0.9	0.9	--	0.3	1.7	2.0	1.4	0.6	0.6	0.1	5.3	--

SINGLE-GAME HIGHS

POINTS	19 AT PHOENIX MERCURY, SEP 05, 2024 18 AT CONNECTICUT SUN, MAY 17, 2024	FREE THROWS ATTEMPTED	7 VS. PHOENIX MERCURY, MAY 19, 2023 5 AT SEATTLE STORM, JUL 07, 2021 ...3 MORE AT 5.	PLUS-MINUS	22 VS. PHOENIX MERCURY, MAY 19, 2023 22 AT CHICAGO SKY, SEP 11, 2024
FIELD GOALS MADE	6 AT CONNECTICUT SUN, MAY 17, 2024 6 AT INDIANA FEVER, JUN 19, 2024 ...1 MORE AT 6.	OFFENSIVE REBOUNDS	3 VS. CHICAGO SKY, AUG 29, 2023 3 AT CONNECTICUT SUN, JUN 04, 2024	TURNOVERS	4 VS. CHICAGO SKY, JUN 14, 2024 3 VS. LAS VEGAS ACES, JUL 12, 2023 ...3 MORE AT 3.
FIELD GOALS ATTEMPTED	12 VS. DALLAS WINGS, JUN 22, 2024 10 VS. CHICAGO SKY, AUG 29, 2023 ...4 MORE AT 10.	DEFENSIVE REBOUNDS	6 AT SEATTLE STORM, JUL 07, 2021 6 AT LAS VEGAS ACES, MAY 27, 2023 ...4 MORE AT 6.	PERSONAL FOULS	6 VS. MINNESOTA LYNX, JUN 16, 2023 6 AT NEW YORK LIBERTY, JUN 09, 2024
2-PT FIELD GOALS MADE	4 VS. CONNECTICUT SUN, JUN 18, 2023 4 AT SEATTLE STORM, MAY 25, 2024	TOTAL REBOUNDS	9 VS. CHICAGO SKY, AUG 29, 2023 7 AT LAS VEGAS ACES, MAY 27, 2023	POINTS FAST BREAK	9 AT CHICAGO SKY, JUN 28, 2023 6 VS. LAS VEGAS ACES, MAY 25, 2023 ...1 MORE AT 6.
2-PT FIELD GOALS ATTEMPTED	7 VS. DALLAS WINGS, JUN 22, 2024 6 AT LOS ANGELES SPARKS, MAY 21, 2024 ...1 MORE AT 6.	ASSISTS	6 VS. LAS VEGAS ACES, JUL 12, 2023 5 AT INDIANA FEVER, JUN 19, 2024 ...1 MORE AT 5.	OFFENSIVE FOULS	1 VS. WASHINGTON MYSTICS, SEP 07, 2021 1 AT MINNESOTA LYNX, JUN 11, 2023 ...4 MORE AT 1.
3-PT FIELD GOALS MADE	5 AT PHOENIX MERCURY, SEP 05, 2024 4 VS. DALLAS WINGS, JUN 25, 2023 ...1 MORE AT 4.	STEALS	3 VS. MINNESOTA LYNX, JUL 11, 2021 3 AT MINNESOTA LYNX, JUN 11, 2023 ...4 MORE AT 3.	FOULS DRAWN	5 VS. MINNESOTA LYNX, JUN 20, 2023 5 VS. SEATTLE STORM, MAY 19, 2024 ...1 MORE AT 5.
3-PT FIELD GOALS ATTEMPTED	9 VS. INDIANA FEVER, JUN 07, 2024 7 AT CONNECTICUT SUN, AUG 27, 2023 ...2 MORE AT 7.	BLOCKS	2 AT INDIANA FEVER, MAY 22, 2018 2 AT MINNESOTA LYNX, JUL 05, 2018		
FREE THROWS MADE	7 VS. PHOENIX MERCURY, MAY 19, 2023 5 AT INDIANA FEVER, AUG 08, 2023 ...2 MORE AT 5.	MINUTES	35:43 VS. MINNESOTA LYNX, JUN 20, 2023 35:25 VS. WASHINGTON MYSTICS, SEP 03, 2023		

REG CAREER HIGHS		2025 REG HIGHS	
PTS	19 AT PHO 9/5/24	PTS	9 2 TIMES (VS. PHX, 6/3/25)
FGM	6 3 TIMES (@ PHO, 9/5/24)	FGM	3 VS. PHX 6/3/25
FGA	12 VS. DAL 6/22/24	FGA	5 2 TIMES (VS. SEA, 5/27/25)
3FGM	5 AT PHO 9/5/24	3FGM	3 VS. PHX 6/3/25
3FGA	9 VS. IND 6/7/24	3FGA	5 VS. SEA 5/27/25
FTM	7 VS. PHO 5/19/23	FTM	4 VS. CON 5/23/25
FTA	7 VS. PHO 5/19/23	FTA	4 VS. CON 5/23/25
OREB	3 2 TIMES (@ CON, 6/4/24)	OREB	1 3 TIMES (@ ATL, 6/27/25)
DREB	6 6 TIMES (@ ATL, 6/11/24)	DREB	5 VS. DAL 5/21/25
TREB	9 VS. CHI 8/29/23	TREB	5 VS. DAL 5/21/25
ASTS	6 VS. LVA 7/12/23	ASTS	4 VS. LAS 6/14/25
STLS	3 6 TIMES (@ CHI, 9/11/24)	STLS	2 VS. LAS 6/14/25
BLKS	2 2 TIMES (@ MIN, 7/5/18)	BLKS	1 VS. LAS 6/14/25
MINS	36 VS. MIN 6/20/23	MINS	28 AT LAS 5/18/25





2025 GAME-BY-GAME REGULAR SEASON STATISTICS (MIN)

DATE	OPP	P/S	MIN	FG	FBA	FG%	3PM	3PA	3P%	FT	FTA	FT%	OR	DR	TOT	A	ST	BS	TO	PF	+/-	PTS	W/L	SCORE
05/16/25	AT DAL	S	25:09	2	5	.400	1	3	.333	0	0	.000	0	3	3	3	0	0	0	0	14	5	W	99-84
05/18/25	AT LAS	S	28:23	1	4	.250	1	4	.250	3	3	1.000	0	1	1	3	0	0	2	5	13	6	W	89-75
05/21/25	DAL	S	17:49	2	4	.500	2	3	.667	3	3	1.000	0	5	5	0	0	0	1	4	-3	9	W	85-81
05/23/25	CON	S	22:36	1	2	.500	1	2	.500	4	4	1.000	1	2	3	3	1	0	3	3	8	7	W	76-70
05/27/25	SEA	P	10:25	1	5	.200	1	5	.200	1	1	1.000	0	1	1	1	0	0	0	3	-5	4	W	82-77
05/30/25	AT PHX	P	13:52	0	4	.000	0	3	.000	1	1	1.000	0	1	1	1	0	0	1	1	6	1	W	74-71
06/01/25	AT GSV	P	12:49	1	4	.250	1	3	.333	0	0	.000	0	1	1	1	0	0	0	2	3	3	W	86-75
06/03/25	PHX	P	15:27	3	3	1.000	3	3	1.000	0	0	.000	0	0	0	0	1	0	1	1	14	9	W	88-65
06/08/25	AT DAL	P	8:01	0	1	.000	0	1	.000	0	0	.000	0	0	0	0	0	0	0	2	-12	0	W	81-65
06/11/25	AT SEA	P	6:59	1	2	.500	0	1	.000	0	0	.000	0	0	0	1	1	0	0	0	5	2	L	84-94
06/14/25	LAS	P	20:07	0	3	.000	0	1	.000	0	0	.000	0	0	0	4	2	1	1	1	9	0	W	101-78
06/17/25	LVA	P	3:59	0	0	.000	0	0	.000	0	0	.000	0	0	0	0	1	0	0	0	-1	0	W	76-62
06/21/25	LAS	P	15:04	0	1	.000	0	1	.000	1	2	.500	1	3	4	0	0	0	2	1	9	1	W	82-66
06/24/25	AT WAS	P	8:27	0	0	.000	0	0	.000	0	0	.000	0	0	0	0	0	0	0	1	-8	0	L	64-68
06/27/25	AT ATL	P	15:19	2	4	.500	2	4	.500	0	0	.000	1	0	1	0	0	0	0	1	9	6	W	96-92 (OT)
06/29/25	CON	P	3:19	0	0	.000	0	0	.000	0	0	.000	0	0	0	0	0	0	0	1	4	0	W	102-63
07/03/25	WAS											DND - INJURY											W	92-75
07/05/25	GSV											DND - INJURY											W	82-71
07/06/25	CHI											DND - INJURY											W	80-75
07/09/25	AT PHX											DND - INJURY											L	71-79
07/10/25	AT LAS											NWT - INJURY											W	91-82
07/12/25	AT CHI											NWT - INJURY											L	81-87
07/14/25	AT CHI											NWT - INJURY											W	91-78
07/16/25	PHX											NWT - INJURY											W	79-66
07/22/25	CHI											[DID NOT PLAY]											W	91-68
07/25/25	LVA											DND - INJURY											W	109-78
07/27/25	ATL											DND - INJURY											L	86-90
07/30/25	NYL											DND - INJURY											W	100-93
08/02/25	AT LVA											DND - INJURY											W	111-58
2025	TTL	16-4	228	14	42	.333	12	34	.353	13	14	.929	3	17	20	17	6	1	11	26	65	53	24-5	
2025	AVG	--	14.2	0.9	2.6	--	0.8	2.1	--	0.8	0.9	--	0.2	1.1	1.2	1.1	0.4	0.1	0.7	1.6	4.1	3.3	--	--





KAMIAH SMALLS

Guard

Ht: 5-10
 DOB: 4/17/1998
 College: James Madison
 Fire Season: 1
 WNBA Season: 4

8

PRESEASON STATS

NONE - OUT WITH INJURY

KAMIAH SMALLS - WNBA REGULAR SEASON STATISTICS

SEASON	TEAM	GP	GS	MIN	FG	FGA	FG%	3PM	3PA	3P%	FT	FTA	FT%	OR	DR	TOT	A	ST	TO	BS	PTS	PPG
2020	IND	7	0	100	9	20	.450	7	12	.583	2	2	1.000	5	3	8	14	1	2	1	27	3.9
2022	MIN	3	0	34	2	8	.250	0	4	.000	0	0	.000	0	5	5	6	4	4	0	4	1.3
2025	ATL	3	0	3	0	0	.000	0	0	.000	0	0	.000	0	0	0	0	0	0	0	0	0.0
TOTALS		13	0	137	11	28	.393	7	16	.438	2	2	1.000	5	8	13	20	5	6	1	31	2.4
AVERAGE		--	--	10.5	0.8	2.2	--	0.5	1.2	--	0.2	0.2	--	0.4	0.6	1.0	1.5	0.4	0.5	0.1	2.4	--

SINGLE-GAME HIGHS

POINTS	13 VS. CHICAGO SKY, AUG 31, 2020 3 AT ATLANTA DREAM, SEP 01, 2020 ...3 MORE AT 3.	FREE THROWS MADE	2 VS. CHICAGO SKY, AUG 31, 2020	BLOCKS	1 VS. NEW YORK LIBERTY, SEP 10, 2020
FIELD GOALS MADE	4 VS. CHICAGO SKY, AUG 31, 2020 1 AT ATLANTA DREAM, SEP 01, 2020 ...6 MORE AT 1.	FREE THROWS ATTEMPTED	2 VS. CHICAGO SKY, AUG 31, 2020	MINUTES	21:50 VS. MINNESOTA LYNX, SEP 12, 2020 20:36 AT PHOENIX MERCURY, SEP 03, 2020
FIELD GOALS ATTEMPTED	5 VS. MINNESOTA LYNX, SEP 12, 2020 4 VS. CHICAGO SKY, AUG 31, 2020 ...1 MORE AT 4.	OFFENSIVE REBOUNDS	1 AT ATLANTA DREAM, SEP 01, 2020 ...2 MORE AT 1.	PLUS-MINUS	8 VS. NEW YORK LIBERTY, SEP 10, 2020 3 AT PHOENIX MERCURY, SEP 03, 2020 ...1 MORE AT 3.
2-PT FIELD GOALS MADE	1 VS. CHICAGO SKY, AUG 31, 2020 1 VS. NEW YORK LIBERTY, SEP 10, 2020 ...2 MORE AT 1.	DEFENSIVE REBOUNDS	3 AT NEW YORK LIBERTY, JUN 05, 2022 2 VS. CHICAGO SKY, AUG 31, 2020 ...1 MORE AT 2.	TURNOVERS	3 AT ATLANTA DREAM, JUN 01, 2022 1 VS. CONNECTICUT SUN, SEP 05, 2020 ...2 MORE AT 1.
2-PT FIELD GOALS ATTEMPTED	2 AT ATLANTA DREAM, SEP 01, 2020 2 VS. MINNESOTA LYNX, SEP 12, 2020 ...2 MORE AT 2.	TOTAL REBOUNDS	4 VS. CHICAGO SKY, AUG 31, 2020 3 AT NEW YORK LIBERTY, JUN 05, 2022	PERSONAL FOULS	4 AT NEW YORK LIBERTY, JUN 07, 2022 2 AT NEW YORK LIBERTY, JUN 05, 2022 2 AT NEW YORK LIBERTY, JUN 07, 2022
3-PT FIELD GOALS MADE	3 VS. CHICAGO SKY, AUG 31, 2020 1 AT ATLANTA DREAM, SEP 01, 2020 ...3 MORE AT 1.	ASSISTS	4 AT NEW YORK LIBERTY, JUN 07, 2022	POINTS FAST BREAK	1 VS. CHICAGO SKY, AUG 31, 2020
3-PT FIELD GOALS ATTEMPTED	3 VS. CHICAGO SKY, AUG 31, 2020 3 VS. MINNESOTA LYNX, SEP 12, 2020	STEALS	2 AT ATLANTA DREAM, JUN 01, 2022 2 AT NEW YORK LIBERTY, JUN 07, 2022	FOULS DRAWN	1 VS. NEW YORK LIBERTY, SEP 10, 2020 ...1 MORE AT 1.

REG CAREER HIGHS

PTS	13 VS. CHI 8/31/20
FGM	4 VS. CHI 8/31/20
FGA	5 VS. MIN 9/12/20
3FGM	3 VS. CHI 8/31/20
3FGA	3 2 TIMES (VS. MIN, 9/12/20)
FTM	2 VS. CHI 8/31/20
FTA	2 VS. CHI 8/31/20
OREB	2 VS. CHI 8/31/20
DREB	3 AT NYL 6/5/22
TREB	4 VS. CHI 8/31/20
ASTS	4 2 TIMES (@NYL, 6/7/22)
STLS	2 2 TIMES (@NYL, 6/7/22)
BLKS	1 VS. NYL 9/10/20
MINS	22 VS. MIN 9/12/20

2025 REG HIGHS

PTS	--
FGM	--
FGA	--
3FGM	--
3FGA	--
FTM	--
FTA	--
OREB	--
DREB	--
TREB	--
ASTS	--
STLS	--
BLKS	--
MINS	1 VS. WAS 8/3/25





2025 GAME-BY-GAME REGULAR SEASON STATISTICS (ATL)

DATE	OPP	P/S	MIN	FG	FGA	FG%	3PM	3PA	3P%	FT	FTA	FT%	OR	DR	TOT	A	ST	BS	TO	PF	+/-	PTS	W/L	SCORE	
08/01/25	PHX	P	1:07	0	0	.000	0	0	.000	0	0	.000	0	0	0	0	0	0	0	0	0	2	0	W	95-72
08/03/25	WAS	P	1:17	0	0	.000	0	0	.000	0	0	.000	0	0	0	0	0	0	0	0	0	-3	0	W	99-83
08/07/25	AT CHI	P	1:00	0	0	.000	0	0	.000	0	0	.000	0	0	0	0	0	0	0	0	0	3	0	W	86-65
08/10/25	AT PHX																						W	74-66	
[DID NOT PLAY]																									
2025	TTL	3-0	3	0	0	.000	0	0	.000	0	0	.000	0	0	0	0	0	0	0	0	0	2	0	4-0	
2025	AVG	--	1.1	0.0	0.0	--	0.0	0.0	--	0.0	0.0	--	0.0	0.0	0.0	0.0	0.0	0.0	0.0	0.0	0.0	0.7	0.0	--	--





SUG SUTTON

Guard

Ht: 5-8
 DOB: 12/17/1998
 College: Texas
 Fire Season: 1
 WNBA Season: 6

1

PRESEASON STATS

NONE - OUT WITH INJURY

SUG SUTTON - WNBA REGULAR SEASON STATISTICS

SEASON	TEAM	GP	GS	MIN	FG	FGA	FG%	3PM	3PA	3P%	FT	FTA	FT%	OR	DR	TOT	A	ST	TO	BS	PTS	PPG
2020	WAS	12	0	113	12	33	.364	5	17	.294	5	7	.714	0	9	9	12	1	6	0	34	2.8
2023	PHO	40	12	1,051	126	327	.385	30	89	.337	46	57	.807	14	88	102	190	27	99	3	328	8.2
2024	PHO	22	0	328	22	72	.306	10	37	.270	9	13	.692	6	18	24	52	14	29	1	63	2.9
WENT FROM PHO TO WAS.																						
2024	WAS	7	0	51	2	7	.286	0	4	.000	0	0	.000	0	4	4	10	2	5	0	4	0.6
2024	TOT	29	0	379	24	79	.304	10	41	.244	9	13	.692	6	22	28	62	16	34	1	67	2.3
2025	WAS	43	43	1,122	119	282	.422	42	119	.353	37	48	.771	8	69	77	166	33	83	3	317	7.4
TOTALS		124	55	2,665	281	721	.390	87	266	.327	97	125	.776	28	188	216	430	77	222	7	746	6.0
AVERAGE		--	--	21.5	2.3	5.8	--	0.7	2.1	--	0.8	1.0	--	0.2	1.5	1.7	3.5	0.6	1.8	0.1	6.0	--

SINGLE-GAME HIGHS

POINTS	21 VS. LAS VEGAS ACES, JUN 21, 2023 20 AT ATLANTA DREAM, AUG 29, 2023	FREE THROWS ATTEMPTED	6 AT DALLAS WINGS, JUN 09, 2023 6 AT ATLANTA DREAM, AUG 29, 2023 ...1 MORE AT 6.	PLUS-MINUS	20 VS. CHICAGO SKY, JUL 08, 2025 18 VS. CONNECTICUT SUN, JUN 08, 2025 ...1 MORE AT 18.
FIELD GOALS MADE	9 VS. LAS VEGAS ACES, JUN 21, 2023 7 VS. GOLDEN STATE VALKYRIES, AUG 13, 2025	OFFENSIVE REBOUNDS	2 AT CONNECTICUT SUN, AUG 31, 2023 2 VS. LOS ANGELES SPARKS, JUL 22, 2025	TURNOVERS	6 AT LAS VEGAS ACES, SEP 10, 2023 5 AT MINNESOTA LYNX, JUL 07, 2023 ...3 MORE AT 5.
FIELD GOALS ATTEMPTED	18 VS. LAS VEGAS ACES, SEP 08, 2023 16 VS. LAS VEGAS ACES, JUN 21, 2023	DEFENSIVE REBOUNDS	6 VS. SEATTLE STORM, JUN 13, 2023 6 VS. SEATTLE STORM, JUN 13, 2023 ...1 MORE AT 6.	PERSONAL FOULS	6 AT DALLAS WINGS, AUG 10, 2025 4 AT WASHINGTON MYSTICS, JUL 23, 2023
2-PT FIELD GOALS MADE	8 VS. LAS VEGAS ACES, JUN 21, 2023 6 VS. SEATTLE STORM, JUN 13, 2023 ...1 MORE AT 6.	TOTAL REBOUNDS	11 VS. LAS VEGAS ACES, SEP 08, 2023 6 VS. SEATTLE STORM, JUN 13, 2023 ...1 MORE AT 6.	POINTS FAST BREAK	6 VS. SEATTLE STORM, JUN 13, 2023 5 VS. CONNECTICUT SUN, JUN 08, 2025
2-PT FIELD GOALS ATTEMPTED	14 VS. LAS VEGAS ACES, SEP 08, 2023 13 AT DALLAS WINGS, JUN 09, 2023 ...1 MORE AT 13.	ASSISTS	11 VS. LAS VEGAS ACES, SEP 08, 2023 10 AT MINNESOTA LYNX, JUL 07, 2023	OFFENSIVE FOULS	1 AT INDIANA FEVER, JUN 11, 2023 1 AT NEW YORK LIBERTY, JUN 18, 2023 ...6 MORE AT 1.
3-PT FIELD GOALS MADE	4 AT LAS VEGAS ACES, SEP 10, 2023 3 AT ATLANTA DREAM, AUG 29, 2023 ...4 MORE AT 3.	STEALS	4 VS. MINNESOTA LYNX, JUN 24, 2025 3 AT WASHINGTON MYSTICS, JUL 23, 2023 ...2 MORE AT 3.	TECHNICAL FOULS	1 AT NEW YORK LIBERTY, MAY 29, 2024 1 AT LAS VEGAS ACES, JUN 26, 2025
3-PT FIELD GOALS ATTEMPTED	7 AT LAS VEGAS ACES, SEP 10, 2023 5 AT INDIANA FEVER, JUN 11, 2023 ...9 MORE AT 5.	BLOCKS	1 AT DALLAS WINGS, JUN 07, 2023 1 VS. MINNESOTA LYNX, JUL 01, 2023 ...5 MORE AT 1.	FOULS DRAWN	6 AT ATLANTA DREAM, AUG 29, 2023 5 VS. DALLAS WINGS, JUN 22, 2025
FREE THROWS MADE	6 AT DALLAS WINGS, JUN 09, 2023 5 VS. MINNESOTA LYNX, MAY 25, 2023 ...1 MORE AT 5.	MINUTES	40:00 AT LAS VEGAS ACES, JUN 26, 2025 39:07 VS. LAS VEGAS ACES, SEP 08, 2023		

REG CAREER HIGHS		2025 REG HIGHS	
PTS	21 VS. LVA 6/21/23	PTS	17 2 TIMES (@ GSV, 8/30/25)
FGM	9 VS. LVA 6/21/23	FGM	7 VS. GSV 8/13/25
FGA	18 VS. LVA 9/8/23	FGA	12 VS. MIN 6/24/25
3FGM	4 AT LVA 9/10/23	3FGM	3 3 TIMES (@ GSV, 8/30/25)
3FGA	7 AT LVA 9/10/23	3FGA	5 8 TIMES (@ GSV, 8/30/25)
FTM	6 AT DAL 6/9/23	FTM	4 VS. DAL 6/22/25
FTA	6 3 TIMES (VS. DAL, 6/22/25)	FTA	6 VS. DAL 6/22/25
OREB	2 2 TIMES (VS. LAS, 7/22/25)	OREB	2 VS. LAS 7/22/25
DREB	10 VS. LVA 9/8/23	DREB	5 AT ATL 6/20/25
TREB	11 VS. LVA 9/8/23	TREB	5 AT ATL 6/20/25
ASTS	11 VS. LVA 9/8/23	ASTS	9 VS. SEA 8/24/25
STLS	4 VS. MIN 6/24/25	STLS	4 VS. MIN 6/24/25
BLKS	1 7 TIMES (VS. NYL, 6/5/25)	BLKS	1 3 TIMES (VS. NYL, 6/5/25)
MINS	40 AT LVA 6/26/25	MINS	40 AT LVA 6/26/25





2025 GAME-BY-GAME REGULAR SEASON STATISTICS (WAS)

DATE	OPP	P/S	MIN	FG	FBA	FG%	3PM	3PA	3P%	FT	FTA	FT%	OR	DR	TOT	A	ST	BS	TO	PF	+/-	PTS	W/L	SCORE	
05/16/25	ATL	S	29:39	5	9	.556	1	3	.333	2	3	.667	1	0	1	2	3	0	2	0	-9	13	W	94-90	
05/18/25	AT CON	S	26:39	3	7	.429	0	2	.000	0	0	.000	1	1	2	2	0	0	1	2	-3	6	W	90-85	
05/21/25	AT GSV	S	13:02	0	2	.000	0	1	.000	0	0	.000	0	0	0	2	0	0	0	2	-6	0	L	74-76	
05/23/25	AT LVA	S	32:48	3	9	.333	2	5	.400	2	2	1.000	0	2	2	1	1	1	2	1	0	10	L	72-75	
05/25/25	AT PHX	S	23:07	0	4	.000	0	2	.000	0	0	.000	0	2	2	3	0	0	3	1	5	0	L	62-68	
05/28/25	IND	S	22:46	1	3	.333	0	0	.000	0	0	.000	0	1	1	2	2	1	1	0	2	2	W	83-77	
05/30/25	NYL	S	25:21	2	2	1.000	1	1	1.000	2	2	1.000	0	3	3	3	1	0	1	1	-1	7	L	63-85	
06/03/25	AT IND	S	15:11	1	1	1.000	0	0	.000	0	0	.000	0	0	0	3	0	0	1	2	2	2	L	76-85	
06/05/25	NYL	S	16:33	1	4	.250	0	3	.000	0	0	.000	0	2	2	0	0	1	2	2	-10	2	L	78-86	
06/08/25	CON	S	19:47	4	7	.571	2	4	.500	0	2	.000	0	1	1	4	2	0	3	1	18	10	W	104-67	
06/15/25	ATL	S	19:35	1	3	.333	0	2	.000	0	0	.000	0	1	1	4	0	0	0	1	-15	2	L	56-89	
06/17/25	AT CHI	S	19:40	2	3	.667	2	3	.667	1	2	.500	0	0	0	6	2	0	0	1	2	7	W	79-72	
06/20/25	AT ATL	S	19:41	2	7	.286	1	4	.250	2	2	1.000	0	5	5	3	0	0	2	1	-3	7	L	91-92	
06/22/25	DAL	S	31:59	4	4	1.000	3	3	1.000	4	6	.667	0	4	4	3	2	0	2	1	18	15	W	91-88 (OT)	
06/24/25	MIN	S	35:19	5	12	.417	2	3	.667	0	0	.000	1	0	1	4	4	0	3	0	13	12	W	68-64	
06/26/25	AT LVA	S	40:00	6	10	.600	3	5	.600	2	2	1.000	0	1	1	5	1	0	2	1	11	17	W	94-83	
06/28/25	AT DAL	S	30:09	5	8	.625	2	5	.400	0	0	.000	0	1	1	3	1	0	2	2	-8	12	L	71-79	
07/03/25	AT MIN																								
07/08/25	CHI	S	22:45	3	6	.500	1	3	.333	2	2	1.000	0	1	1	2	1	0	1	2	20	9	W	81-79	
07/10/25	LVA	S	25:14	2	6	.333	1	3	.333	0	0	.000	0	1	1	6	1	0	1	3	4	5	W	70-68	
07/13/25	AT SEA	S	25:43	1	5	.200	0	1	.000	0	2	.000	0	1	1	4	1	0	2	2	9	2	W	74-69	
07/15/25	AT LAS	S	27:20	5	9	.556	2	2	1.000	2	3	.667	1	2	3	4	0	0	1	2	-16	14	L	80-99	
07/22/25	LAS	S	34:31	3	6	.500	2	4	.500	0	0	.000	2	0	2	4	0	0	3	0	-7	8	L	86-93	
07/26/25	SEA	S	24:56	5	9	.556	1	2	.500	2	2	1.000	0	3	3	2	1	0	3	3	14	13	W	69-58	
07/27/25	PHX	S	19:57	1	5	.200	0	2	.000	2	2	1.000	0	2	2	3	0	0	2	0	-4	4	L	72-88	
07/29/25	CHI	S	23:38	3	9	.333	2	5	.400	0	0	.000	0	1	1	3	1	0	0	0	3	8	W	103-86	
07/31/25	GSV	S	26:07	3	8	.375	1	3	.333	0	0	.000	0	3	3	6	0	0	1	2	5	7	L	67-68	
08/03/25	AT ATL	S	25:59	4	7	.571	2	3	.667	3	3	1.000	0	2	2	3	0	0	5	1	-1	13	L	83-99	
08/05/25	AT CHI	S	32:11	3	8	.375	0	4	.000	2	2	1.000	0	1	1	5	1	0	3	1	-15	8	L	64-78	
08/08/25	AT MIN	S	29:28	2	9	.222	0	5	.000	0	0	.000	0	1	1	4	1	0	2	2	-1	4	L	76-80	
08/10/25	AT DAL	S	20:29	0	4	.000	0	2	.000	0	0	.000	0	2	2	3	2	0	2	6	11	0	W	91-78	
08/13/25	GSV	S	28:35	7	11	.636	1	5	.200	0	0	.000	0	1	1	7	0	0	1	1	13	15	L	83-88	
08/15/25	AT IND	S	33:06	5	6	.833	0	0	.000	3	4	.750	1	0	1	4	2	0	2	0	0	13	W	88-84	
08/17/25	LAS	S	28:34	3	4	.750	2	2	1.000	0	0	.000	0	3	3	7	0	0	4	1	2	8	W	96-86	
08/19/25	CON	S	28:36	3	8	.375	1	5	.200	0	0	.000	0	3	3	7	1	0	3	0	-8	7	L	69-80	
08/21/25	AT CON	S	29:26	1	5	.200	0	2	.000	2	2	1.000	0	1	1	6	0	0	3	1	-8	4	L	56-67	
08/23/25	LVA	S	27:07	2	10	.200	0	2	.000	0	0	.000	0	2	2	3	0	0	3	1	-14	4	L	81-91	
08/24/25	SEA	S	34:32	3	7	.429	2	2	1.000	0	0	.000	0	3	3	9	0	0	3	1	-6	8	L	82-84	
08/28/25	AT NYL	S	20:11	1	4	.250	0	3	.000	0	0	.000	1	1	2	3	0	0	4	2	-12	2	L	63-89	
08/30/25	AT GSV	S	24:52	6	10	.600	3	5	.600	2	2	1.000	0	0	0	3	0	0	1	3	-19	17	L	62-99	
08/31/25	AT LAS	S	27:00	1	6	.167	0	1	.000	0	0	.000	0	2	2	5	0	0	1	1	-11	2	L	78-81	
09/04/25	PHX	S	29:14	3	10	.300	1	3	.333	2	3	.667	0	3	3	8	0	0	1	3	-1	9	L	69-75	
09/07/25	IND	S	24:50	2	8	.250	0	1	.000	0	0	.000	0	3	3	2	2	0	1	0	-10	4	L	65-94	
09/09/25	AT NYL	S	26:32	2	7	.286	1	3	.333	0	0	.000	0	3	3	3	0	0	3	1	-9	5	L	66-75	
2025	TTL	43-43	1,122	119	282	.422	42	119	.353	37	48	.771	8	69	77	166	33	3	83	58	-45	317	16-28		
2025	AVG	--	26.1	2.8	6.6	--	1.0	2.8	--	0.9	1.1	--	0.2	1.6	1.8	3.9	0.8	0.1	1.9	1.3	-1.0	7.4	--	--	





SERAH WILLIAMS

Forward

Ht: 6-4
DOB: 1/17/2004
College: UConn
Fire Season: 1
WNBA Season: 1

25

PRESEASON STATS

GP	MIN	PTS	REB	AST	STL	BLK	TO	FG%	3P%	FT%	PF
2	16.5	10.5	5.5	0.5	1.5	1.0	1.5	66.7	0.0	75.0	3.0

