

# PORTLAND FIRE GAME NOTES

## 2026 PRESEASON SCHEDULE

DATE	OPPONENT	SCORE	RECORD
4/29	@ STORM	81-91	L 0-1
5/3	VS. SPARKS	75-85	L 0-2

## 2026 REG. SEASON SCHEDULE

DATE	OPPONENT	SCORE	RECORD
5/9	VS. SKY	83-98	L 0-1
5/12	VS. LIBERTY	7:00 PM	--
5/14	VS. LIBERTY	7:00 PM	--
5/18	VS. SUN	7:00 PM	--
5/20	@ FEVER	4:00 PM	--
5/23	@ TEMPO	3:00 PM	--
5/25	@ LIBERTY	5:00 PM	--
5/27	VS. SUN	7:00 PM	--
5/29	VS. DREAM	7:00 PM	--
5/30	VS. FEVER	5:00 PM	--
6/2	@ VALKYRIES	7:00 PM	--
6/5	VS. MERCURY	7:00 PM	--
6/7	@ SPARKS	4:00 PM	--
6/11	VS. ACES	7:00 PM	--
6/13	VS. WINGS	5:30 PM	--
6/15	@ LYNX	5:00 PM	--
6/17	VS. STORM	7:00 PM	--
6/24	@ SKY	5:00 PM	--
6/26	@ SKY	4:30 PM	--
6/28	@ MYSTICS	12:00 PM	--
7/4	@ STORM	6:00 PM	--
7/9	VS. ACES	7:00 PM	--
7/11	@ DREAM	1:00 PM	--
7/14	@ SUN	8:00 AM	--
7/16	@ MYSTICS	4:00 PM	--
7/18	@ LYNX	5:00 PM	--
7/22	VS. WINGS	7:00 PM	--
7/28	@ ACES	7:00 PM	--
7/31	VS. FEVER	7:00 PM	--
8/2	VS. SPARKS	12:30 PM	--
8/6	VS. TEMPO	7:00 PM	--
8/8	VS. STORM	5:30 PM	--
8/12	VS. LYNX	7:00 PM	--
8/14	@ STORM	7:00 PM	--
8/16	@ MERCURY	4:00 PM	--
8/21	@ TEMPO	7:00 PM	--
8/23	VS. MYSTICS	4:00 PM	--
8/25	@ WINGS	5:00 PM	--
8/28	@ DREAM	4:30 PM	--
8/30	VS. VALKYRIES	4:00 PM	--
9/17	VS. MERCURY	7:00 PM	--
9/18	@ VALKYRIES	7:00 PM	--
9/20	@ SPARKS	4:00 PM	--
9/22	VS. VALKYRIES	7:00 PM	--

ALL TIMES PORTLAND TIME (PT)

TEAM STANDINGS	W	L	PCT
NEW YORK	2	0	1.000
GOLDEN STATE	2	0	1.000
DALLAS	1	0	1.000
CHICAGO	1	0	1.000
ATLANTA	1	0	1.000
WASHINGTON	1	1	.500
SEATTLE	1	1	.500
PHOENIX	1	1	.500
LAS VEGAS	1	1	.500
TORONTO	0	1	.000
PORTLAND	0	1	.000
MINNESOTA	0	1	.000
LOS ANGELES	0	1	.000
INDIANA	0	1	.000
CONNECTICUT	0	2	.000

## PORTLAND FIRE (0-1) VS. NEW YORK LIBERTY (2-0)



TUESDAY, MAY 12TH, 2026 — MODA CENTER — 7:00 PM PDT — REGULAR SEASON GAME #2 — HOME GAME #2



## LAST GAME STARTERS

PLAYER / 2026 REGULAR SEASON AVERAGES

#0	CARLA LEITE	G • 5-9 • ESB VILLENEUVE-D'ASCQ/FRANCE • 2ND SEASON					
GP/GS	PPG	RPG	APG	SPG	BPG	MPG	
1/1	18.0	3.0	3.0	0.0	0.0	28.5	

#6	BRIDGET CARLETON	G • 6-2 • IOWA STATE/CANADA • 8TH SEASON					
GP/GS	PPG	RPG	APG	SPG	BPG	MPG	
1/1	13.0	1.0	4.0	1.0	1.0	30.4	

#15	LUISA GEISELSÖDER	C • 6-4 • BASKET LANDES/GERMANY • 2ND SEASON					
GP/GS	PPG	RPG	APG	SPG	BPG	MPG	
1/1	8.0	7.0	3.0	0.0	2.0	25.1	

#13	NYADIEW PUOCH	F • 6-3 • UC CAPITALS/AUSTRALIA • 1ST SEASON					
GP/GS	PPG	RPG	APG	SPG	BPG	MPG	
1/1	5.0	1.0	2.0	3.0	0.0	16.8	

#30	HALEY JONES	F • 6-1 • STANFORD/USA • 4TH SEASON					
GP/GS	PPG	RPG	APG	SPG	BPG	MPG	
1/0	4.0	0.0	0.0	0.0	0.0	6.5	

## 2026 REGULAR SEASON FIRE RECORDS

	RECORD	HOME	ROAD	OT	STREAKS
OVERALL	0-1	0-1	--	--	OVERALL LOST 1
WESTERN	--	--	--	--	HOME LOST 1
EASTERN	0-1	0-1	--	--	ROAD --

## BROADCAST INFORMATION

TV: ROSE CITY SPORTS NETWORK

PXP: ELISE WOODWARD

ANALYST: AJA ELLISON

RADIO: 910 ESPN PORTLAND

PXP: A.J. KANNELL

ANALYST: SOPHIA JONES

## GAME STATUS REPORT (AS OF 5/11)

QUESTIONABLE:

KAMIAH SMALLS (L KNEE)

SUG SUTTON (R KNEE)

OUT:

KARLIE SAMUELSON (L FOOT)

## PRONUNCIATIONS

EMILY ENGSTLER (ANG-STLUR); LUISA GEISELSÖDER (GUY-ZEL-SOODER); CARLA LEITE (LATE); TEJA OBLAK (TAY-AH); NYADIEW PUOCH (POTCH); KAMIAH SMALLS (KAH-MY-AH); SUG SUTTON (SHUG - LIKE "SUGAR")

## PORTLAND FIRE COMMUNICATIONS DEPARTMENT

WYATT YEAROUT - SR. MANAGER, COMMUNICATIONS - WYEAROUT@THEPORTLANDFIRE.COM

ALEX KOSLOW - COMMUNICATIONS COORDINATOR - AKOSLOW@THEPORTLANDFIRE.COM

KIMBERLY VEALE - SVP, MARKETING AND COMMUNICATIONS - KVEALE@THEPORTLANDFIRE.COM



# ROSTER AND STAFF



NO.	PLAYER	POS.	HT.	BIRTHDATE	PRIOR TO WNBA/HOME COUNTRY	WNBA EXP.
3	SARAH ASHLEE BARKER	G	6-0	09/10/2001	ALABAMA/USA	1
20	FRIEDA BÜHNER	F	6-1	05/28/2004	MOVISTAR ESTUDIANTES/GERMANY	R
6	BRIDGET CARLETON	F	6-2	05/22/1997	IOWA STATE/CANADA	7
21	EMILY ENGSTLER	F	6-1	05/01/2000	LOUISVILLE/USA	4
15	LUISA GEISELSÖDER	C	6-4	02/10/2000	BASKET LANDES/GERMANY	1
17	MEGAN GUSTAFSON	C	6-4	12/13/1996	IOWA/USA	7
30	HALEY JONES	G	6-1	05/23/2001	STANFORD/USA	3
0	CARLA LEITE	G	5-9	04/16/2004	ESB VILLENEUVE-D'ASCQ/FRANCE	2
7	TEJA OBLAK	G	5-8	12/20/1990	GALATASARAY/SLOVENIA	R
13	NYADIEW PUOCH	F	6-3	06/23/2004	UC CAPITALS/AUSTRALIA	R
44	KARLIE SAMUELSON	G	6-0	05/10/1995	STANFORD/USA	7
8	KAMIAH SMALLS	G	5-10	04/17/1998	JAMES MADISON/USA	3
1	SUG SUTTON	G	5-8	12/17/1998	TEXAS/USA	5
25	SERAH WILLIAMS	F	6-4	01/17/2004	UCONN/USA	R

## STAFF

### COACHING STAFF

**HEAD COACH:** ALEX SARAMA  
**ASSISTANT COACH & ASSISTANT GENERAL MANAGER:** BRITTNI DONALDSON  
**ASSISTANT COACH:** SYLVIA FOWLES  
**ASSISTANT COACH:** DANIELLE BOIAGO  
**ASSISTANT COACH:** SEFU BERNARD  
**DIRECTOR, VIDEO SYSTEMS & LEARNING:** ANH-DAO TRAN LAGADO  
**PLAYER DEVELOPMENT ANALYST:** MAEZELLE MILLAN

### PERFORMANCE

**DIRECTOR, INTEGRATED PERFORMANCE TEAM:** DAMIAN RAPER  
**HEAD ATHLETIC TRAINER:** CHANTAL HART  
**ASSISTANT ATHLETIC TRAINER:** JEANIE BROOKS  
**HEAD, ATHLETIC SKILL ADAPTION AND DEXTERITY:** BRIAN NEFF  
**HEAD, ATHLETE CARE AND MOVEMENT QUALITY:** DANIEL MUNTZ  
**REHABILITATION SPECIALST:** YUKI SUZUKI

### FRONT OFFICE

**GENERAL MANAGER:** VANJA CERNIVEC  
**ASSISTANT GM:** JACOB LLOYD  
**ASSISTANT GM AND ASSISTANT COACH:** BRITTNI DONALDSON  
**VP, BASKETBALL OPERATIONS, STRATEGY, & INNOVATION:** ASHLEY BATTLE  
**DIRECTOR OF BASKETBALL OPERATIONS:** GABRIELA OLIVARES

**DIRECTOR OF RESEARCH AND ANALYTICS:** ZAWWAR NASEER  
**CAP AND STRATEGY ANALYST:** BEN PICKMAN  
**MANAGER OF BASKETBALL OPERATIONS:** ASIA STOVALL  
**EQUIPMENT MANAGER:** TAILANI BENTON  
**ASSISTANT EQUIPMENT MANAGER:** KY FELIX

## NUMERICAL ROSTER

0	CARLA LEITE	15	LUISA GEISELSÖDER
1	SUG SUTTON	17	MEGAN GUSTAFSON
3	SARAH ASHLEE BARKER	20	FRIEDA BÜHNER
6	BRIDGET CARLETON	21	EMILY ENGSTLER
7	TEJA OBLAK	25	SERAH WILLIAMS
8	KAMIAH SMALLS	30	HALEY JONES
13	NYADIEW PUOCH	44	KARLIE SAMUELSON



PHOTO ROSTER




3  
SARAH ASHLEE BARKER  
GUARD  
ALABAMA



20  
FRIEDA BÜHNER  
FORWARD  
MOVISTAR ESTUDIANTES



6  
BRIDGET CARLETON  
FORWARD  
IOWA STATE



21  
EMILY ENGSTLER  
FORWARD  
LOUISVILLE



15  
LUIA GEISELSÖDER  
CENTER  
BASKET LANDES




17  
MEGAN GUSTAFSON  
CENTER  
IOWA



30  
HALEY JONES  
GUARD  
STANFORD



0  
CARLA LEITE  
GUARD  
ESB VILLENEUVE-D'ASCQ



7  
TEJA OBLAK  
GUARD  
GALATASARAY




13  
NYADIEW PUOCH  
FORWARD  
UC CAPITALS



44  
KARLIE SAMUELSON  
GUARD  
STANFORD



8  
KAMIAH SMALLS  
GUARD  
JAMES MADISON



1  
SUG SUTTON  
GUARD  
TEXAS



25  
SERAH WILLIAMS  
FORWARD  
UCONN



# CHI @ PDX FINAL BOX - 5/9

WOMEN'S NATIONAL BASKETBALL ASSOCIATION

OFFICIAL SCORER'S REPORT

FINAL BOX

Saturday, May 9, 2026 Moda Center, Portland, OR  
 Officials: #7 Angelica Suffren, #44 Sarah Williams, #47 Genesis Perrymond

Game Duration: 1:57  
 Attendance: 19335 (Sellout)

## VISITOR: Chicago Sky (1-0)

	POS	MIN	FG	FGA	3P	3PA	FT	FTA	OR	DR	TOT	A	PF	ST	TO	BS	+/-	PTS	
11 Gabriela Jaquez	F	32:00	3	7	1	1	3	4	2	5	7	2	3	2	0	0	14	10	
5 Rickea Jackson	F	35:44	5	14	1	4	8	10	1	6	7	3	4	0	3	1	10	19	
10 Kamilla Cardoso	C	24:40	8	15	0	0	6	8	6	14	1	3	0	2	1	3	22		
4 Skylar Diggins	G	32:47	8	12	2	3	3	5	2	9	11	7	2	1	2	2	10	21	
0 Jacy Sheldon	G	34:19	4	7	1	3	4	4	0	4	4	4	3	1	0	3	17	13	
24 Rachel Banham		14:55	1	3	1	3	0	0	0	0	0	2	1	0	2	0	3	3	
1 Elizabeth Williams		15:20	4	5	0	0	2	3	1	0	1	2	0	0	1	12	10		
12 Sydney Taylor		04:02	0	3	0	2	0	0	0	0	0	0	0	0	0	0	6	0	
35 Aicha Coulibaly		06:13	0	3	0	1	0	0	0	2	2	1	1	0	0	0	0	0	
			200:00	33	69	6	17	26	34	14	32	46	22	17	4	9	8	15	98
				47.8%		35.3%		76.5%		TM REB: 10		TOT TO: 11 (12 PTS)							

## HOME: PORTLAND FIRE (0-1)

	POS	MIN	FG	FGA	3P	3PA	FT	FTA	OR	DR	TOT	A	PF	ST	TO	BS	+/-	PTS	
21 Emily Engstler	F	23:19	2	6	0	2	0	0	0	2	2	2	5	1	3	3	-3	4	
13 Nyadiew Puoch	F	16:45	2	3	1	1	0	0	1	0	1	2	0	3	0	0	-1	5	
15 Luisa Geiselsoder	C	25:04	2	10	1	6	3	3	1	6	7	3	3	0	0	2	-2	8	
6 Bridget Carleton	G	30:23	4	10	3	7	2	3	0	1	4	1	4	1	0	1	-6	13	
0 Carla Leite	G	28:31	3	11	1	5	11	12	1	2	3	3	3	0	1	0	-2	18	
2 Jordan Harrison		11:29	2	6	0	0	0	0	0	0	0	4	2	0	2	0	-13	4	
17 Megan Gustafson		13:37	4	6	2	4	0	2	0	1	1	1	1	0	1	0	-15	10	
48 Frieda Buhner		12:50	2	4	0	2	0	0	0	3	3	0	3	0	0	0	-6	4	
3 Sarah Ashlee Barker		23:34	6	9	1	2	0	0	0	4	4	0	4	1	1	1	-15	13	
25 Serah Williams		07:59	0	3	0	0	0	0	0	2	2	1	0	0	0	0	-2	0	
30 Haley Jones		06:30	2	3	0	0	0	0	0	0	0	0	2	0	0	0	-10	4	
			200:00	29	71	9	29	16	20	3	21	24	20	24	6	8	7	-15	83
				40.8%		31%		80%		TM REB: 10		TOT TO: 8 (16 PTS)							

SCORE BY PERIOD	1	2	3	4	FINAL
Sky	19	31	18	30	98
FIRE	18	19	30	16	83

# LAS @ PDX FINAL BOX - 5/3

## VISITOR: Los Angeles Sparks (2-0)

	POS	MIN	FG	FGA	3P	3PA	FT	FTA	OR	DR	TOT	A	PF	ST	TO	BS	+/-	PTS	
12 Rae Burrell	F	17:38	2	5	0	2	0	0	2	0	2	0	0	2	1	1	24	4	
30 Nneka Ogumike	F	20:20	5	9	2	3	5	7	2	2	4	5	2	1	0	0	21	17	
5 Dearica Hamby	C	19:28	4	5	0	0	5	6	1	3	4	2	4	2	2	0	16	13	
7 Ariel Atkins	G	17:26	1	4	1	2	1	2	0	2	2	3	0	1	1	1	16	4	
10 Kelsey Plum	G	18:03	3	7	2	2	5	5	0	1	1	4	3	0	2	0	21	13	
6 Jihyun Park		09:32	1	3	0	2	0	0	0	2	2	0	1	0	0	0	-2	2	
17 Erica Wheeler		11:20	2	5	2	5	0	0	0	0	0	2	3	1	1	0	-5	6	
22 Cameron Brink		12:10	0	2	0	1	0	0	1	3	4	0	5	1	4	1	0	0	
2 Chance Gray		12:50	2	5	1	3	1	2	1	1	2	1	0	1	1	0	-12	6	
0 Ta'Niya Latson		14:11	2	5	0	2	3	6	0	1	1	2	2	0	4	0	4	7	
32 Emma Cannon		08:01	1	2	1	2	0	0	0	1	1	1	1	0	0	0	-4	3	
35 Julie Vanloo		09:00	0	2	0	2	0	0	0	2	2	2	3	0	2	0	-8	0	
20 Sania Feagin		10:01	2	3	0	0	4	4	2	1	3	0	1	1	1	0	-5	8	
4 Laura Ziegler		10:00	0	3	0	3	0	0	1	0	1	0	3	0	1	1	-8	0	
1 Sevgi Uzun		10:00	1	4	0	2	0	0	0	2	2	0	0	0	0	0	-8	2	
			200:00	26	64	9	31	24	32	10	21	31	22	28	10	20	4	10	85
				40.6%		29%		75%		TM REB: 15		TOT TO: 21 (17 PTS)							

## HOME: PORTLAND FIRE (0-2)

	POS	MIN	FG	FGA	3P	3PA	FT	FTA	OR	DR	TOT	A	PF	ST	TO	BS	+/-	PTS	
13 Nyadiew Puoch	F	23:11	4	5	2	3	2	4	0	1	1	2	2	1	0	0	-12	12	
30 Haley Jones	F	20:33	4	8	0	1	0	0	0	3	3	2	5	2	4	0	-20	8	
15 Luisa Geiselsoder	C	21:24	2	6	0	2	3	3	0	6	6	0	5	0	4	1	-13	7	
6 Bridget Carleton	G	24:58	3	8	1	5	2	4	1	0	1	1	1	1	1	0	-10	9	
0 Carla Leite	G	21:52	4	6	1	1	2	2	0	1	1	3	4	1	4	0	-8	11	
2 Jordan Harrison		18:08	2	5	0	1	5	5	1	2	3	4	4	1	4	0	-2	9	
20 Frieda Buhner		20:34	1	6	0	3	3	4	0	1	1	0	2	0	1	0	0	5	
25 Serah Williams		18:36	3	6	0	0	6	8	3	5	8	1	4	2	3	1	3	12	
33 Maya Caldwell		15:02	1	3	0	2	0	0	1	4	5	2	2	0	3	0	0	2	
55 Chloe Bibby		15:42	0	1	0	0	0	0	0	1	1	0	0	0	0	0	12	0	
3 Sarah Ashlee Barker			DND - Injury/Illness																
21 Emily Engstler			DND - Injury/Illness - L Ankle																
17 Megan Gustafson			DND - Injury/Illness - R Hip																
7 Teja Oblak			DND - Injury/Illness - R Quad																
44 Karlie Samuelson			DND - Injury/Illness - L Foot																
8 Kamiah Smalls			DND - Injury/Illness - L Knee																
1 Sug Sutton			DND - Injury/Illness - R Knee																
			200:00	24	54	4	18	23	30	6	24	30	15	29	8	24	2	-10	75
				44.4%		22.2%		76.7%		TM REB: 7		TOT TO: 24 (23 PTS)							

SCORE BY PERIOD	1	2	3	4	FINAL
Sparks	19	29	24	13	85
FIRE	9	23	22	21	75





# ALEX SARAMA

HEAD COACH



ALEX SARAMA WAS NAMED THE PORTLAND FIRE'S FIRST HEAD COACH AHEAD OF THE FRANCHISE'S 2026 WNBA DEBUT SEASON. REGARDED AS ONE OF THE LEADING VOICES IN MODERN BASKETBALL DEVELOPMENT, SARAMA IS KNOWN FOR HIS INNOVATIVE, PLAYER-CENTERED COACHING PHILOSOPHY THAT BLENDS CREATIVITY, ADAPTABILITY, AND EVIDENCE-INFORMED TEACHING METHODS. HIS APPROACH IS ROOTED IN THE CONSTRAINTS-LED APPROACH (CLA), A METHODOLOGY FOCUSED ON DECISION-MAKING, GAME-REPRESENTATIVE LEARNING, AND LONG-TERM ATHLETE DEVELOPMENT.

SARAMA JOINED THE FIRE AFTER SERVING AS ASSISTANT COACH AND DIRECTOR OF PLAYER DEVELOPMENT FOR THE CLEVELAND CAVALIERS, WHERE HE HELPED SHAPE ONE OF THE NBA'S MOST PROGRESSIVE PLAYER DEVELOPMENT PROGRAMS. PRIOR TO CLEVELAND, HE HELD COACHING AND DEVELOPMENT ROLES WITH THE LONDON LIONS, PARIS BASKETBALL, RIP CITY REMIX, AND NBA EMEA, WHILE ALSO CONSULTING WITH COACHES, FEDERATIONS, AND ORGANIZATIONS AROUND THE WORLD.

A NATIVE OF GUILDFORD, ENGLAND, SARAMA IS ALSO THE FOUNDER OF TRANSFORMING BASKETBALL, A GLOBAL COACHING MOVEMENT FOCUSED ON RETHINKING HOW THE GAME IS TAUGHT AND LEARNED. HIS BESTSELLING BOOK, TRANSFORMING BASKETBALL, HAS BECOME A WIDELY RECOGNIZED RESOURCE IN COACHING CIRCLES, AND HE HAS DELIVERED COACHING CLINICS IN MORE THAN 40 COUNTRIES.

WITH SARAMA'S HIRING, THE FIRE ESTABLISHED A BASKETBALL OPERATIONS FOUNDATION CENTERED ON INNOVATION, PLAYER WELLBEING, AND MODERN DEVELOPMENT PRINCIPLES AS THE ORGANIZATION PREPARED FOR ITS DEBUT SEASON.





# SARAH ASHLEE BARKER

Guard

Ht: 6-0  
 DOB: 9/10/2001  
 College: Alabama  
 Fire Season: 1  
 WNBA Season: 2

# 3

## SARAH ASHLEE BARKER - WNBA REGULAR SEASON STATISTICS

SEASON	TEAM	GP	GS	MIN	FG	FGA	FG%	3PM	3PA	3P%	FT	FTA	FT%	OR	DR	TOT	A	ST	TO	BS	PTS	PPG
2025	LAS	34	8	481	35	104	.337	18	61	.295	17	24	.708	10	56	66	31	11	37	4	105	3.1
2026	POR	1	0	24	6	9	.667	1	2	.500	0	0	.000	0	4	4	0	1	1	1	13	13.0
<b>TOTALS</b>		<b>35</b>	<b>8</b>	<b>505</b>	<b>41</b>	<b>113</b>	<b>.363</b>	<b>19</b>	<b>63</b>	<b>.302</b>	<b>17</b>	<b>24</b>	<b>.708</b>	<b>10</b>	<b>60</b>	<b>70</b>	<b>31</b>	<b>12</b>	<b>38</b>	<b>5</b>	<b>118</b>	<b>3.4</b>
<b>AVERAGE</b>		--	--	<b>14.4</b>	<b>1.2</b>	<b>3.2</b>	--	<b>0.5</b>	<b>1.8</b>	--	<b>0.5</b>	<b>0.7</b>	--	<b>0.3</b>	<b>1.7</b>	<b>2.0</b>	<b>0.9</b>	<b>0.3</b>	<b>1.1</b>	<b>0.1</b>	<b>3.4</b>	--

### SINGLE-GAME HIGHS

<b>POINTS</b>	15 VS. LAS VEGAS ACES, SEP 11, 2025 13 VS. CHICAGO SKY, MAY 09, 2026	<b>FREE THROWS MADE</b>	3 VS. MINNESOTA LYNX, MAY 18, 2025 2 VS. GOLDEN STATE VALKYRIES, MAY 23, 2025 ...5 MORE AT 2.	<b>BLOCKS</b>	1 VS. MINNESOTA LYNX, MAY 18, 2025 1 AT PHOENIX MERCURY, MAY 21, 2025 ...3 MORE AT 1.
<b>FIELD GOALS MADE</b>	7 VS. LAS VEGAS ACES, SEP 11, 2025 6 VS. CHICAGO SKY, MAY 09, 2026	<b>FREE THROWS ATTEMPTED</b>	4 VS. MINNESOTA LYNX, MAY 18, 2025 4 AT MINNESOTA LYNX, JUN 14, 2025 2 AT LAS VEGAS ACES, MAY 30, 2025	<b>MINUTES</b>	38:10 VS. LAS VEGAS ACES, SEP 11, 2025 33:59 VS. SEATTLE STORM, JUN 17, 2025 18 VS. DALLAS WINGS, SEP 07, 2025
<b>FIELD GOALS ATTEMPTED</b>	11 VS. SEATTLE STORM, JUN 17, 2025 7 VS. LAS VEGAS ACES, SEP 11, 2025	<b>OFFENSIVE REBOUNDS</b>	1 VS. GOLDEN STATE VALKYRIES, MAY 23, 2025 ...7 MORE AT 1.	<b>PLUS-MINUS</b>	13 VS. PHOENIX MERCURY, JUN 01, 2025 ...1 MORE AT 13.
<b>2-PT FIELD GOALS MADE</b>	6 VS. LAS VEGAS ACES, SEP 11, 2025 5 VS. CHICAGO SKY, MAY 09, 2026	<b>DEFENSIVE REBOUNDS</b>	6 VS. SEATTLE STORM, JUN 17, 2025 4 AT LAS VEGAS ACES, MAY 30, 2025 ...3 MORE AT 4.	<b>TURNOVERS</b>	5 AT MINNESOTA LYNX, JUN 14, 2025 4 AT LAS VEGAS ACES, MAY 30, 2025
<b>2-PT FIELD GOALS ATTEMPTED</b>	7 VS. LAS VEGAS ACES, SEP 11, 2025 7 VS. CHICAGO SKY, MAY 09, 2026	<b>TOTAL REBOUNDS</b>	7 VS. SEATTLE STORM, JUN 17, 2025 6 AT LAS VEGAS ACES, MAY 30, 2025 6 AT LAS VEGAS ACES, MAY 30, 2025	<b>PERSONAL FOULS</b>	5 VS. MINNESOTA LYNX, MAY 18, 2025 5 AT CHICAGO SKY, JUN 24, 2025 4 VS. CHICAGO SKY, MAY 25, 2025
<b>3-PT FIELD GOALS MADE</b>	4 VS. SEATTLE STORM, JUN 17, 2025 2 VS. CHICAGO SKY, MAY 25, 2025 ...1 MORE AT 2.	<b>ASSISTS</b>	4 AT PHOENIX MERCURY, MAY 21, 2025 4 VS. GOLDEN STATE VALKYRIES, MAY 23, 2025 2 VS. GOLDEN STATE VALKYRIES, MAY 23, 2025 2 VS. PHOENIX MERCURY, JUN 01, 2025	<b>POINTS FAST BREAK</b>	3 VS. GOLDEN STATE VALKYRIES, JUN 09, 2025 ...1 MORE AT 3.
<b>3-PT FIELD GOALS ATTEMPTED</b>	6 AT MINNESOTA LYNX, JUN 21, 2025 5 AT PHOENIX MERCURY, MAY 21, 2025 ...2 MORE AT 5.	<b>STEALS</b>		<b>FOULS DRAWN</b>	3 VS. ATLANTA DREAM, MAY 27, 2025 2 VS. MINNESOTA LYNX, MAY 18, 2025 ...6 MORE AT 2.

REG CAREER HIGHS		2025 REG HIGHS		2026 REG HIGHS	
PTS	15 VS. LVA 9/11/25	PTS	15 VS. LVA 9/11/25	PTS	13 VS. CHI 5/9/26
FGM	7 VS. LVA 9/11/25	FGM	7 VS. LVA 9/11/25	FGM	6 VS. CHI 5/9/26
FGA	12 VS. LVA 9/11/25	FGA	12 VS. LVA 9/11/25	FGA	9 VS. CHI 5/9/26
3FGM	4 VS. SEA 6/17/25	3FGM	4 VS. SEA 6/17/25	3FGM	1 VS. CHI 5/9/26
3FGA	6 AT MIN 6/21/25	3FGA	6 AT MIN 6/21/25	3FGA	2 VS. CHI 5/9/26
FTM	3 VS. MIN 5/18/25	FTM	3 VS. MIN 5/18/25	FTM	--
FTA	4 2 TIMES (@ MIN, 6/14/25)	FTA	4 2 TIMES (@ MIN, 6/14/25)	FTA	--
OREB	2 AT LVA 5/30/25	OREB	2 AT LVA 5/30/25	OREB	--
DREB	6 VS. SEA 6/17/25	DREB	6 VS. SEA 6/17/25	DREB	4 VS. CHI 5/9/26
TREB	7 VS. SEA 6/17/25	TREB	7 VS. SEA 6/17/25	TREB	4 VS. CHI 5/9/26
ASTS	4 2 TIMES (VS. GSV, 5/23/25)	ASTS	4 2 TIMES (VS. GSV, 5/23/25)	ASTS	--
STLS	2 2 TIMES (VS. PHX, 6/1/25)	STLS	2 2 TIMES (VS. PHX, 6/1/25)	STLS	1 VS. CHI 5/9/26
BLKS	1 5 TIMES (VS. CHI, 5/9/26)	BLKS	1 4 TIMES (VS. CHI, 6/29/25)	BLKS	1 VS. CHI 5/9/26
MINS	38 VS. LVA 9/11/25	MINS	38 VS. LVA 9/11/25	MINS	24 VS. CHI 5/9/26



# PORTLAND FIRE PLAYER PROFILES



## 2025 GAME-BY-GAME REGULAR SEASON STATISTICS ( LAS )

DATE	OPP	P/S	MIN	FG	FGA	FG%	3PM	3PA	3P%	FT	FTA	FT%	OR	DR	TOT	A	ST	BS	TO	PF	+/-	PTS	W/L	SCORE
05/16/25	AT GSV	P	13:32	1	3	.333	0	2	.000	0	0	.000	0	2	2	1	0	0	2	0	-1	2	W	84-67
05/18/25	MIN	P	24:29	1	3	.333	1	3	.333	3	4	.750	0	3	3	1	1	1	2	5	-6	6	L	75-89
05/21/25	AT PHX	S	27:43	1	7	.143	0	5	.000	0	0	.000	0	1	1	4	0	1	2	2	-8	2	L	86-89
05/23/25	GSV	S	28:45	2	7	.286	1	4	.250	2	2	1.000	1	3	4	4	2	0	2	4	0	7	L	73-82
05/25/25	CHI	S	25:36	3	7	.429	2	4	.500	1	2	.500	0	3	3	1	0	0	1	4	7	9	W	91-78
05/27/25	ATL	S	19:52	0	2	.000	0	1	.000	2	2	1.000	0	1	1	0	1	0	1	1	0	2	L	82-88
05/30/25	AT LVA	S	18:12	1	5	.200	1	4	.250	0	0	.000	2	4	6	0	0	0	4	2	-18	3	L	81-96
06/01/25	PHX	P	13:46	2	5	.400	2	4	.500	0	0	.000	1	0	1	1	2	1	0	1	13	6	L	80-85
06/06/25	AT DAL	P	15:13	1	2	.500	0	1	.000	2	2	1.000	0	3	3	2	1	0	0	0	2	4	W	93-79
06/09/25	GSV	P	10:09	3	3	1.000	1	1	1.000	0	0	.000	0	3	3	1	0	0	1	4	-5	7	L	81-89 (OT)
06/11/25	AT LVA	P	20:21	1	2	.500	1	1	1.000	0	0	.000	0	3	3	0	0	0	1	2	13	3	W	97-89
06/14/25	AT MIN	S	27:59	1	2	.500	0	0	.000	2	4	.500	1	3	4	2	1	0	5	1	-24	4	L	78-101
06/17/25	SEA	S	33:59	4	11	.364	4	5	.800	0	0	.000	1	6	7	1	0	0	2	2	-31	12	L	67-98
06/21/25	AT MIN	P	22:42	2	8	.250	1	6	.167	0	0	.000	0	0	0	1	0	0	1	2	-4	5	L	86-82
06/24/25	AT CHI	P	12:15	1	1	1.000	1	1	1.000	2	2	1.000	0	2	2	0	1	0	3	5	-2	5	L	86-97
06/26/25	AT IND	P	12:56	0	2	.000	0	1	.000	0	0	.000	0	4	4	0	0	0	3	2	-7	0	W	86-75
06/29/25	CHI	P	16:57	0	5	.000	0	4	.000	0	0	.000	1	1	2	0	1	1	2	0	3	0	L	85-92
07/03/25	AT NYL	P	04:40	0	0	.000	0	0	.000	0	0	.000	0	0	0	1	0	0	0	0	9	0	L	79-89
07/05/25	AT IND											(DID NOT PLAY)											W	89-87
07/10/25	MIN	P	08:08	0	0	.000	0	0	.000	0	0	.000	0	1	1	1	0	0	0	1	-6	0	L	82-91
07/13/25	CON	P	05:55	0	1	.000	0	1	.000	0	0	.000	0	1	1	1	0	0	0	0	-6	0	W	92-88
07/15/25	WAS	P	2:15	0	0	.000	0	0	.000	0	0	.000	0	2	2	0	0	0	0	0	0	0	W	99-80
07/22/25	AT WAS	P	5:17	1	2	.500	1	1	1.000	0	0	.000	0	0	0	1	0	0	0	0	6	3	W	93-86
07/24/25	AT CON	P	2:43	0	0	.000	0	0	.000	0	0	.000	0	0	0	0	0	0	0	1	-5	0	W	101-86
07/26/25	AT NYL											(DID NOT PLAY)											W	101-99
07/29/25	LVA											(DID NOT PLAY)											L	74-89
08/01/25	AT SEA											(DID NOT PLAY)											W	108-106 (2OT)
08/05/25	IND	P	3:55	0	0	.000	0	0	.000	0	0	.000	0	0	0	0	0	0	0	0	-5	0	W	100-91
08/07/25	CON											(DID NOT PLAY)											W	102-91
08/09/25	AT GSV	P	2:58	0	0	.000	0	0	.000	0	0	.000	0	0	0	0	0	0	0	0	6	0	L	59-72
08/10/25	SEA											(DID NOT PLAY)											W	94-91
08/12/25	NYL	P	2:54	0	2	.000	0	1	.000	0	0	.000	0	0	0	0	0	0	1	0	-3	0	L	97-105
08/15/25	AT DAL											(DID NOT PLAY)											W	97-96
08/17/25	AT WAS											(DID NOT PLAY)											L	86-95
08/20/25	DAL											(DID NOT PLAY)											W	81-80
08/26/25	PHX											(DID NOT PLAY)											L	84-92
08/29/25	IND	P	6:10	0	0	.000	0	0	.000	2	2	1.000	0	0	0	1	0	0	0	3	3	2	L	75-76
08/31/25	WAS	P	09:04	1	3	.333	1	2	.500	0	0	.000	1	0	1	0	0	0	0	0	-18	3	W	81-78
09/01/25	AT SEA	P	7:28	1	1	1.000	0	0	.000	0	0	.000	0	1	1	1	0	0	0	0	6	2	W	91-85
09/03/25	AT ATL	P	10:36	1	2	.500	0	1	.000	1	2	.500	1	3	4	0	0	0	0	0	-3	3	L	75-86
09/05/25	AT ATL	P	03:16	0	2	.000	0	0	.000	0	0	.000	0	0	0	0	0	0	0	0	-8	0	L	85-104
09/07/25	DAL	P	15:50	0	4	.000	0	3	.000	0	2	.000	0	4	4	3	0	0	1	2	18	0	W	91-77
09/09/25	AT PHX	P	07:19	0	0	.000	0	0	.000	0	0	.000	1	0	1	1	0	0	2	0	0	0	W	88-83
09/11/25	LVA	S	38:10	7	12	.583	1	5	.200	0	0	.000	0	2	2	2	1	0	1	1	-30	15	L	75-103
2025	TTL	34-8	481	35	104	.337	18	61	.295	17	24	.708	10	56	66	31	11	4	37	45	-104	105	21-23	
2025	AVG	--	14.1	1.0	3.1	--	0.5	1.8	--	0.5	0.7	--	0.3	1.6	1.9	0.9	0.3	0.1	1.1	1.3	-3.1	3.1	--	--

## 2026 GAME-BY-GAME REGULAR SEASON STATISTICS ( POR )

DATE	OPP	P/S	MIN	FG	FGA	FG%	3PM	3PA	3P%	FT	FTA	FT%	OR	DR	TOT	A	ST	BS	TO	PF	+/-	PTS	W/L	SCORE
05/09/26	CHI	P	23:34	6	9	.667	1	2	.500	0	0	.000	0	4	4	0	1	1	1	4	-15	13	L	83-98
2026	TTL	1-0	24	6	9	.667	1	2	.500	0	0	.000	0	4	4	0	1	1	1	4	-15	13	0-1	
2026	AVG	--	23.6	6.0	9.0	--	1.0	2.0	--	0.0	0.0	--	0.0	4.0	4.0	0.0	1.0	1.0	1.0	4.0	-15.0	13.0	--	--





# FRIEDA BÜHNER

Forward

Ht: 6-1  
 DOB: 5/28/2004  
 College: Movistar Estudiantes  
 Fire Season: 1  
 WNBA Season: 1

# 20

### FRIEDA BÜHNER - WNBA REGULAR SEASON STATISTICS

SEASON	TEAM	GP	GS	MIN	FG	FGA	FG%	3PM	3PA	3P%	FT	FTA	FT%	OR	DR	TOT	A	ST	TO	BS	PTS	PPG
2026	POR	1	0	13	2	4	.500	0	2	.000	0	0	.000	0	3	3	0	0	0	0	4	4.0
TOTALS		1	0	13	2	4	.500	0	2	.000	0	0	.000	0	3	3	0	0	0	0	4	4.0
AVERAGE		--	--	12.8	2.0	4.0	--	0.0	2.0	--	0.0	0.0	--	0.0	3.0	3.0	0.0	0.0	0.0	0.0	4.0	--

### SINGLE-GAME HIGHS

<b>POINTS</b>	4 VS. CHICAGO SKY, MAY 09, 2026	<b>2-PT FIELD GOALS ATTEMPTED</b>	2 VS. CHICAGO SKY, MAY 09, 2026	<b>MINUTES</b>	12:18 VS. CHICAGO SKY, MAY 09, 2026
<b>FIELD GOALS MADE</b>	2 VS. CHICAGO SKY, MAY 09, 2026	<b>3-PT FIELD GOALS ATTEMPTED</b>	2 VS. CHICAGO SKY, MAY 09, 2026	<b>PERSONAL FOULS</b>	3 VS. CHICAGO SKY, MAY 09, 2026
<b>FIELD GOALS ATTEMPTED</b>	4 VS. CHICAGO SKY, MAY 09, 2026	<b>DEFENSIVE REBOUNDS</b>	3 VS. CHICAGO SKY, MAY 09, 2026	<b>FOULS DRAWN</b>	1 VS. CHICAGO SKY, MAY 09, 2026
<b>2-PT FIELD GOALS MADE</b>	2 VS. CHICAGO SKY, MAY 09, 2026	<b>TOTAL REBOUNDS</b>	3 VS. CHICAGO SKY, MAY 09, 2026		

REG CAREER HIGHS		2026 REG HIGHS	
PTS	4 VS. CHI 5/9/26	PTS	4 VS. CHI 5/9/26
FGM	2 VS. CHI 5/9/26	FGM	2 VS. CHI 5/9/26
FGA	4 VS. CHI 5/9/26	FGA	4 VS. CHI 5/9/26
3FGM	--	3FGM	--
3FGA	2 VS. CHI 5/9/26	3FGA	2 VS. CHI 5/9/26
FTM	--	FTM	--
FTA	--	FTA	--
OREB	--	OREB	--
DREB	3 VS. CHI 5/9/26	DREB	3 VS. CHI 5/9/26
TREB	3 VS. CHI 5/9/26	TREB	3 VS. CHI 5/9/26
ASTS	--	ASTS	--
STLS	--	STLS	--
BLKS	--	BLKS	--
MINS	13 VS. CHI 5/9/26	MINS	13 VS. CHI 5/9/26

### 2026 GAME-BY-GAME REGULAR SEASON STATISTICS ( POR )

DATE	OPP	P/S	MIN	FG	FGA	FG%	3PM	3PA	3P%	FT	FTA	FT%	OR	DR	TOT	A	ST	BS	TO	Pf	+/-	PTS	W/L	SCORE
05/09/26	CHI	P	12:50	2	4	.500	0	2	.000	0	0	.000	0	3	3	0	0	0	0	3	-6	4	L	83-98
2026	TTL	1-0	13	2	4	.500	0	2	.000	0	0	.000	0	3	3	0	0	0	0	3	-6	4	0-1	
2026	AVG	--	12.8	2.0	4.0	--	0.0	2.0	--	0.0	0.0	--	0.0	3.0	3.0	0.0	0.0	0.0	0.0	3.0	-6.0	4.0	--	--





# BRIDGET CARLETON

Forward

Ht: 6-2  
 DOB: 5/22/1997  
 College: Iowa State  
 Fire Season: 1  
 WNBA Season: 8

# 6

### BRIDGET CARLETON - WNBA REGULAR SEASON STATISTICS

SEASON	TEAM	GP	GS	MIN	FG	FGA	FG%	3PM	3PA	3P%	FT	FTA	FT%	OR	DR	TOT	A	ST	TO	BS	PTS	PPG
2019	CON	4	0	29	0	6	.000	0	2	.000	0	0	.000	1	2	3	1	0	1	0	0	0.0
WENT FROM CON TO MIN.																						
2019	MIN	4	0	11	1	2	.500	1	2	.500	0	0	.000	0	1	1	0	0	0	0	3	0.8
2019	TOT	8	0	38	1	8	.125	1	4	.250	0	0	.000	1	3	4	1	0	1	0	3	0.4
2020	MIN	22	15	568	53	102	.520	21	46	.457	18	28	.643	22	56	78	54	15	27	0	145	6.6
2021	MIN	32	10	618	55	137	.401	27	74	.365	16	20	.800	23	51	74	47	25	27	6	153	4.8
2022	MIN	36	2	606	54	135	.400	29	83	.349	19	26	.731	12	65	77	40	16	23	5	156	4.3
2023	MIN	38	4	573	41	119	.345	30	89	.337	11	15	.733	19	70	89	34	13	16	3	123	3.2
2024	MIN	39	36	1,165	126	284	.444	91	205	.444	30	38	.789	37	110	147	87	39	40	12	373	9.6
2025	MIN	44	44	1,227	102	254	.402	63	169	.373	18	25	.720	39	119	158	89	37	33	12	285	6.5
2026	POR	1	1	30	4	10	.400	3	7	.429	2	3	.667	0	1	1	4	1	0	1	13	13.0
<b>TOTALS</b>		<b>220</b>	<b>112</b>	<b>4,826</b>	<b>436</b>	<b>1,049</b>	<b>.416</b>	<b>265</b>	<b>677</b>	<b>.391</b>	<b>114</b>	<b>155</b>	<b>.735</b>	<b>153</b>	<b>475</b>	<b>628</b>	<b>356</b>	<b>146</b>	<b>167</b>	<b>39</b>	<b>1,251</b>	<b>5.7</b>
<b>AVERAGE</b>		--	--	<b>21.9</b>	<b>2.0</b>	<b>4.8</b>	--	<b>1.2</b>	<b>3.1</b>	--	<b>0.5</b>	<b>0.7</b>	--	<b>0.7</b>	<b>2.2</b>	<b>2.9</b>	<b>1.6</b>	<b>0.7</b>	<b>0.8</b>	<b>0.2</b>	<b>5.7</b>	--

### SINGLE-GAME HIGHS

<b>POINTS</b>	25 AT NEW YORK LIBERTY, AUG 05, 2020 19 AT NEW YORK LIBERTY, SEP 15, 2024	<b>FREE THROWS ATTEMPTED</b>	7 AT WASHINGTON MYSTICS, AUG 17, 2024 6 AT DALLAS WINGS, SEP 04, 2020	<b>PLUS-MINUS</b>	36 VS. CONNECTICUT SUN, JUN 29, 2025 34 AT LAS VEGAS ACES, AUG 02, 2025
<b>FIELD GOALS MADE</b>	11 AT NEW YORK LIBERTY, AUG 05, 2020 7 AT NEW YORK LIBERTY, SEP 15, 2024	<b>OFFENSIVE REBOUNDS</b>	3 AT WASHINGTON MYSTICS, SEP 08, 2020 3 AT SEATTLE STORM, MAY 28, 2021 ...4 MORE AT 3.	<b>TURNOVERS</b>	5 VS. SEATTLE STORM, SEP 06, 2020 4 VS. CONNECTICUT SUN, MAY 23, 2025
<b>FIELD GOALS ATTEMPTED</b>	16 AT NEW YORK LIBERTY, AUG 05, 2020 14 VS. INDIANA FEVER, JUL 14, 2024	<b>DEFENSIVE REBOUNDS</b>	7 VS. DALLAS WINGS, AUG 19, 2020 7 AT DALLAS WINGS, MAY 16, 2025 ...1 MORE AT 7.	<b>PERSONAL FOULS</b>	5 AT ATLANTA DREAM, AUG 28, 2020 5 VS. SEATTLE STORM, SEP 06, 2020 ...6 MORE AT 5.
<b>2-PT FIELD GOALS MADE</b>	8 AT NEW YORK LIBERTY, AUG 05, 2020 4 VS. CHICAGO SKY, JUN 15, 2021 ...1 MORE AT 4.	<b>TOTAL REBOUNDS</b>	9 VS. DALLAS WINGS, AUG 19, 2020 8 VS. ATLANTA DREAM, JUN 19, 2024	<b>POINTS FAST BREAK</b>	8 AT ATLANTA DREAM, JUL 28, 2022 6 VS. CONNECTICUT SUN, JUL 04, 2024 ...1 MORE AT 6.
<b>2-PT FIELD GOALS ATTEMPTED</b>	13 AT NEW YORK LIBERTY, AUG 05, 2020 7 VS. CHICAGO SKY, JUN 15, 2021	<b>ASSISTS</b>	10 VS. LOS ANGELES SPARKS, AUG 31, 2020 6 AT PHOENIX MERCURY, AUG 21, 2020 ...2 MORE AT 6.	<b>OFFENSIVE FOULS</b>	2 VS. SEATTLE STORM, SEP 06, 2020 2 VS. CONNECTICUT SUN, MAY 23, 2025
<b>3-PT FIELD GOALS MADE</b>	5 AT LAS VEGAS ACES, JUN 11, 2024 5 VS. INDIANA FEVER, JUL 14, 2024 ...1 MORE AT 5.	<b>STEALS</b>	3 AT LOS ANGELES SPARKS, AUG 09, 2020 3 AT SEATTLE STORM, MAY 06, 2022 ...8 MORE AT 3.	<b>FOULS DRAWN</b>	4 AT CONNECTICUT SUN, AUG 01, 2020 4 AT DALLAS WINGS, SEP 04, 2020 ...8 MORE AT 4.
<b>3-PT FIELD GOALS ATTEMPTED</b>	11 VS. ATLANTA DREAM, JUL 17, 2024 11 VS. CONNECTICUT SUN, MAY 23, 2025	<b>BLOCKS</b>	2 VS. DALLAS WINGS, JUN 28, 2022 2 VS. NEW YORK LIBERTY, MAY 25, 2024 ...2 MORE AT 2.		
<b>FREE THROWS MADE</b>	5 AT WASHINGTON MYSTICS, AUG 17, 2024 4 AT DALLAS WINGS, SEP 04, 2020	<b>MINUTES</b>	39:41 AT LOS ANGELES SPARKS, MAY 18, 2025 37:52 VS. INDIANA FEVER, JUL 14, 2024		

REG CAREER HIGHS		2025 REG HIGHS		2026 REG HIGHS	
PTS	25 AT NYL 8/5/20	PTS	16 AT ATL 8/21/25	PTS	13 VS. CHI 5/9/26
FGM	11 AT NYL 8/5/20	FGM	5 2 TIMES (@ ATL, 8/21/25)	FGM	4 VS. CHI 5/9/26
FGA	16 AT NYL 8/5/20	FGA	13 AT ATL 8/21/25	FGA	10 VS. CHI 5/9/26
3FGM	5 3 TIMES (@ NYL, 9/15/24)	3FGM	4 4 TIMES (VS. DAL, 9/1/25)	3FGM	3 VS. CHI 5/9/26
3FGA	11 2 TIMES (VS. CON, 5/23/25)	3FGA	11 VS. CON 5/23/25	3FGA	7 VS. CHI 5/9/26
FTM	5 AT WAS 8/17/24	FTM	3 VS. LVA 7/25/25	FTM	2 VS. CHI 5/9/26
FTA	7 AT WAS 8/17/24	FTA	4 2 TIMES (VS. LVA, 7/25/25)	FTA	3 VS. CHI 5/9/26
OREB	3 6 TIMES (VS. IND, 7/14/24)	OREB	2 13 TIMES (@ GSV, 9/6/25)	OREB	--
DREB	7 3 TIMES (@ LAS, 5/18/25)	DREB	7 2 TIMES (@ LAS, 5/18/25)	DREB	1 VS. CHI 5/9/26
TREB	9 VS. DAL 8/19/20	TREB	7 2 TIMES (@ LAS, 5/18/25)	TREB	1 VS. CHI 5/9/26
ASTS	10 VS. LAS 8/31/20	ASTS	6 AT LAS 7/10/25	ASTS	4 VS. CHI 5/9/26
STLS	3 10 TIMES (VS. CHI, 7/22/25)	STLS	3 3 TIMES (VS. CHI, 7/22/25)	STLS	1 VS. CHI 5/9/26
BLKS	2 4 TIMES (VS. SEA, 5/27/25)	BLKS	2 VS. SEA 5/27/25	BLKS	1 VS. CHI 5/9/26
MINS	40 AT LAS 5/18/25	MINS	40 AT LAS 5/18/25	MINS	30 VS. CHI 5/9/26





2025 GAME-BY-GAME REGULAR SEASON STATISTICS ( MIN )

DATE	OPP	P/S	MIN	FG	FBA	FG%	3PM	3PA	3P%	FT	FTA	FT%	OR	DR	TOT	A	ST	BS	TO	PF	+/-	PTS	W/L	SCORE
05/16/25	AT DAL	S	30:14	1	5	.200	1	4	.250	0	0	.000	0	7	7	1	1	0	0	1	14	3	W	99-84
05/18/25	AT LAS	S	39:41	3	7	.429	0	3	.000	2	4	.500	0	7	7	4	3	0	0	2	14	8	W	89-75
05/21/25	DAL	S	32:41	4	10	.400	1	4	.250	0	0	.000	2	4	6	3	1	0	1	3	-7	9	W	85-81
05/23/25	CON	S	35:01	2	11	.182	2	11	.182	0	0	.000	0	2	2	3	2	0	4	4	8	6	W	76-70
05/27/25	SEA	S	29:04	1	4	.250	0	1	.000	0	0	.000	0	2	2	1	0	2	0	2	7	2	W	82-77
05/30/25	AT PHX	S	17:53	2	7	.286	1	5	.200	0	0	.000	2	3	5	2	1	0	0	0	-9	5	W	74-71
06/01/25	AT GSV	S	34:19	4	9	.444	2	6	.333	2	2	1.000	2	0	2	2	1	0	0	0	13	12	W	86-75
06/03/25	PHX	S	23:08	1	3	.333	1	3	.333	0	0	.000	0	3	3	3	0	1	3	2	12	3	W	88-65
06/08/25	AT DAL	S	33:45	3	6	.500	2	4	.500	0	0	.000	1	4	5	2	1	0	0	2	23	8	W	81-65
06/11/25	AT SEA	S	35:08	4	6	.667	3	4	.750	0	0	.000	1	0	1	1	1	1	3	5	-15	11	L	84-94
06/14/25	LAS	S	22:43	2	3	.667	2	3	.667	0	0	.000	0	2	2	4	1	1	1	1	20	6	W	101-78
06/17/25	LVA	S	33:42	2	6	.333	1	4	.250	2	2	1.000	2	4	6	4	1	0	1	1	13	7	W	76-62
06/21/25	LAS	S	20:39	1	2	.500	1	2	.500	0	0	.000	0	1	1	3	0	0	1	4	4	3	W	82-66
06/24/25	AT WAS	S	25:04	2	4	.500	0	1	.000	0	0	.000	1	1	2	1	1	0	1	4	7	4	L	84-68
06/27/25	AT ATL	S	36:43	5	5	1.000	4	4	1.000	0	0	.000	1	1	2	3	0	0	1	5	2	14	W	96-92 (OT)
06/29/25	CON	S	21:31	3	7	.429	1	4	.250	0	0	.000	0	1	1	1	1	0	0	0	36	7	W	102-63
07/03/25	WAS	S	27:47	3	7	.429	2	3	.667	0	0	.000	1	2	3	2	1	0	0	0	22	8	W	92-75
07/05/25	GSV	S	34:52	3	8	.375	1	6	.167	0	0	.000	1	3	4	4	0	0	0	1	5	7	W	82-71
07/06/25	CHI	S	25:55	0	4	.000	0	2	.000	0	0	.000	2	3	5	2	1	0	0	3	-10	0	W	80-75
07/09/25	AT PHX	S	34:11	4	11	.364	2	7	.286	0	0	.000	2	0	2	4	2	0	1	2	-6	10	L	71-79
07/10/25	AT LAS	S	27:39	2	3	.667	0	1	.000	0	0	.000	1	2	3	6	1	0	2	2	6	4	W	91-82
07/12/25	AT CHI	S	25:32	2	4	.500	0	1	.000	2	2	1.000	0	4	4	1	0	1	1	1	-2	6	L	81-87
07/14/25	AT CHI	S	30:02	4	8	.500	3	6	.500	0	1	.000	2	3	5	2	3	1	0	2	18	11	W	91-78
07/16/25	PHX	S	26:42	1	10	.100	1	5	.200	2	2	1.000	0	6	6	5	1	0	0	1	16	5	W	79-66
07/22/25	CHI	S	31:17	4	8	.500	3	7	.429	0	0	.000	2	3	5	0	3	1	1	1	21	11	W	91-68
07/25/25	LVA	S	25:03	4	7	.571	3	5	.600	3	4	.750	2	4	6	0	0	0	2	5	27	14	W	109-78
07/27/25	ATL	S	16:57	0	3	.000	0	0	.000	0	0	.000	1	3	4	1	0	0	0	3	-4	0	L	86-90
07/30/25	NYL	S	33:05	3	9	.333	3	8	.375	1	2	.500	1	5	6	1	0	0	0	1	6	10	W	100-93
08/02/25	AT LVA	S	24:42	2	4	.500	2	3	.667	0	0	.000	0	4	4	2	1	0	1	1	34	6	W	111-58
08/05/25	AT SEA	S	29:39	4	6	.667	4	6	.667	0	0	.000	0	1	1	1	1	0	0	1	0	12	W	91-87
08/08/25	WAS	S	21:29	1	2	.500	0	1	.000	0	0	.000	0	6	6	3	0	1	1	1	4	2	W	80-76
08/10/25	AT NYL	S	21:57	1	4	.250	1	3	.333	0	0	.000	0	2	2	1	0	0	1	1	-11	3	W	83-71
08/16/25	NYL	S	18:43	0	2	.000	0	2	.000	0	0	.000	0	2	2	3	1	0	0	2	8	0	W	86-80
08/19/25	AT NYL	S	17:09	1	3	.333	0	2	.000	1	2	.500	0	1	1	1	0	1	1	2	-15	3	L	75-85
08/21/25	AT ATL	S	35:27	5	13	.385	4	8	.500	2	2	1.000	2	4	6	2	1	0	0	3	4	16	L	73-75
08/22/25	AT IND	S	33:04	3	7	.429	1	4	.250	0	0	.000	2	3	5	0	2	0	0	1	11	7	W	95-90
08/24/25	IND	S	31:05	3	5	.600	1	2	.500	0	0	.000	2	2	4	1	0	0	1	3	20	7	W	97-84
08/28/25	SEA	S	24:37	1	3	.333	1	2	.500	0	0	.000	1	3	4	0	0	0	0	1	-7	3	L	79-93
08/30/25	AT CON	S	22:35	0	2	.000	0	1	.000	0	0	.000	1	3	4	1	1	0	0	1	23	0	W	94-70
09/01/25	DAL	S	28:26	4	8	.500	4	8	.500	0	0	.000	0	0	0	0	0	1	1	1	15	12	W	96-71
09/04/25	AT LVA	S	27:32	3	3	1.000	3	3	1.000	0	0	.000	1	2	3	1	1	0	0	2	-6	9	L	87-97
09/06/25	AT GSV	S	26:44	1	5	.200	1	4	.250	1	2	.500	2	2	4	2	1	0	0	1	1	4	W	78-72
09/09/25	AT IND	S	24:48	2	4	.500	0	1	.000	0	0	.000	0	3	3	2	0	1	2	3	-25	4	L	72-83
09/11/25	GSV	S	29:07	1	6	.167	1	5	.200	0	0	.000	1	1	2	3	1	0	2	1	5	3	W	72-53
2025	TTL	44-44	1,227	102	254	.402	63	169	.373	18	25	.720	39	119	158	89	37	12	33	83	302	285	34-10	--
2025	AVG	--	27.9	2.3	5.8	--	1.4	3.8	--	0.4	0.6	--	0.9	2.7	3.6	2.0	0.8	0.3	0.8	1.9	6.9	6.5	--	--

2026 GAME-BY-GAME REGULAR SEASON STATISTICS ( POR )

DATE	OPP	P/S	MIN	FG	FBA	FG%	3PM	3PA	3P%	FT	FTA	FT%	OR	DR	TOT	A	ST	BS	TO	PF	+/-	PTS	W/L	SCORE
05/09/26	CHI	S	30:23	4	10	.400	3	7	.429	2	3	.667	0	1	1	4	1	1	0	1	-6	13	L	83-98
2026	TTL	1-1	30	4	10	.400	3	7	.429	2	3	.667	0	1	1	4	1	1	0	1	-6	13	0-1	--
2026	AVG	--	30.4	4.0	10.0	--	3.0	7.0	--	2.0	3.0	--	0.0	1.0	1.0	4.0	1.0	1.0	0.0	1.0	-6.0	13.0	--	--





# EMILY ENGSTLER

Forward

Ht: 6-1  
 DOB: 5/1/2000  
 College: Louisville  
 Fire Season: 1  
 WNBA Season: 5

# 21

### EMILY ENGSTLER - WNBA REGULAR SEASON STATISTICS

SEASON	TEAM	GP	GS	MIN	FG	FGA	FG%	3PM	3PA	3P%	FT	FTA	FT%	OR	DR	TOT	A	ST	TO	BS	PTS	PPG
2022	IND	35	6	638	72	182	.396	16	45	.356	21	38	.553	72	109	181	51	27	48	40	181	5.2
2023	MIN	12	0	93	8	21	.381	2	7	.286	3	8	.375	11	18	29	7	5	10	1	21	1.8
2024	WAS	32	3	464	76	154	.494	27	57	.474	18	22	.818	44	84	128	47	19	22	24	197	6.2
2025	WAS	40	0	512	53	134	.396	16	63	.254	24	36	.667	37	93	130	58	28	38	27	146	3.7
2026	POR	1	1	23	2	6	.333	0	2	.000	0	0	.000	0	2	2	2	1	3	3	4	4.0
<b>TOTALS</b>		<b>120</b>	<b>10</b>	<b>1,730</b>	<b>211</b>	<b>497</b>	<b>.425</b>	<b>61</b>	<b>174</b>	<b>.351</b>	<b>66</b>	<b>104</b>	<b>.635</b>	<b>164</b>	<b>306</b>	<b>470</b>	<b>165</b>	<b>80</b>	<b>121</b>	<b>95</b>	<b>549</b>	<b>4.6</b>
<b>AVERAGE</b>		--	--	<b>14.4</b>	<b>1.8</b>	<b>4.1</b>	--	<b>0.5</b>	<b>1.4</b>	--	<b>0.6</b>	<b>0.9</b>	--	<b>1.4</b>	<b>2.5</b>	<b>3.9</b>	<b>1.4</b>	<b>0.7</b>	<b>1.0</b>	<b>0.8</b>	<b>4.6</b>	--

### SINGLE-GAME HIGHS

<b>POINTS</b>	23 VS. DALLAS WINGS, JUN 22, 2024 19 AT DALLAS WINGS, SEP 03, 2024	<b>FREE THROWS ATTEMPTED</b>	6 VS. DALLAS WINGS, JUN 22, 2024 6 VS. CHICAGO SKY, JUL 29, 2025	<b>PLUS-MINUS</b>	15 VS. DALLAS WINGS, JUN 22, 2024 15 AT CHICAGO SKY, SEP 11, 2024
<b>FIELD GOALS MADE</b>	8 AT DALLAS WINGS, SEP 03, 2024 7 VS. DALLAS WINGS, JUN 22, 2024	<b>OFFENSIVE REBOUNDS</b>	7 AT CHICAGO SKY, MAY 24, 2022 7 VS. LOS ANGELES SPARKS, MAY 27, 2022	<b>TURNOVERS</b>	5 VS. ATLANTA DREAM, SEP 15, 2024 4 AT WASHINGTON MYSTICS, MAY 06, 2022 ...1 MORE AT 4.
<b>FIELD GOALS ATTEMPTED</b>	14 AT DALLAS WINGS, SEP 03, 2024 12 AT CONNECTICUT SUN, MAY 20, 2022	<b>DEFENSIVE REBOUNDS</b>	7 AT WASHINGTON MYSTICS, MAY 06, 2022 7 VS. ATLANTA DREAM, MAY 17, 2022 ...1 MORE AT 7.	<b>PERSONAL FOULS</b>	6 AT CONNECTICUT SUN, MAY 20, 2022 6 VS. CHICAGO SKY, JUL 07, 2022
<b>2-PT FIELD GOALS MADE</b>	5 VS. CONNECTICUT SUN, MAY 22, 2022 5 VS. LOS ANGELES SPARKS, MAY 27, 2022 ...1 MORE AT 5.	<b>TOTAL REBOUNDS</b>	13 AT CHICAGO SKY, MAY 24, 2022 10 VS. ATLANTA DREAM, MAY 17, 2022 ...1 MORE AT 10.	<b>POINTS FAST BREAK</b>	4 VS. CHICAGO SKY, MAY 09, 2026 3 VS. MINNESOTA LYNX, JUL 15, 2022 ...1 MORE AT 3.
<b>2-PT FIELD GOALS ATTEMPTED</b>	10 VS. LOS ANGELES SPARKS, MAY 27, 2022 9 AT CONNECTICUT SUN, MAY 20, 2022 ...1 MORE AT 9.	<b>ASSISTS</b>	5 VS. CONNECTICUT SUN, JUN 22, 2023 4 AT CHICAGO SKY, MAY 24, 2022 ...9 MORE AT 4.	<b>OFFENSIVE FOULS</b>	2 AT CONNECTICUT SUN, JUN 08, 2022 1 VS. ATLANTA DREAM, MAY 15, 2022 ...18 MORE AT 1.
<b>3-PT FIELD GOALS MADE</b>	3 VS. DALLAS WINGS, JUN 22, 2024 3 VS. ATLANTA DREAM, JUN 23, 2024 ...3 MORE AT 3.	<b>STEALS</b>	3 AT ATLANTA DREAM, JUN 05, 2022 3 AT SEATTLE STORM, AUG 26, 2024 ...3 MORE AT 3.	<b>TECHNICAL FOULS</b>	1 VS. CHICAGO SKY, JUL 07, 2022 1 AT SEATTLE STORM, AUG 26, 2024
<b>3-PT FIELD GOALS ATTEMPTED</b>	6 AT DALLAS WINGS, SEP 03, 2024 4 VS. ATLANTA DREAM, MAY 17, 2022 ...4 MORE AT 4.	<b>BLOCKS</b>	4 VS. LOS ANGELES SPARKS, MAY 27, 2022 4 VS. NEW YORK LIBERTY, SEP 17, 2024 34:37 AT CHICAGO SKY, MAY 24, 2022 29:05 AT CONNECTICUT SUN, MAY 20, 2022	<b>FOULS DRAWN</b>	4 VS. PHOENIX MERCURY, JUN 29, 2022 4 VS. WASHINGTON MYSTICS, AUG 12, 2022 ...1 MORE AT 4.
<b>FREE THROWS MADE</b>	6 VS. DALLAS WINGS, JUN 22, 2024 5 AT PHOENIX MERCURY, JUN 29, 2022 ...1 MORE AT 5.	<b>MINUTES</b>			

REG CAREER HIGHS		2025 REG HIGHS		2026 REG HIGHS	
PTS	23 VS. DAL 6/22/24	PTS	13 VS. GSV 8/13/25	PTS	4 VS. CHI 5/9/26
FGM	8 AT DAL 9/3/24	FGM	5 VS. GSV 8/13/25	FGM	2 VS. CHI 5/9/26
FGA	14 AT DAL 9/3/24	FGA	9 2 TIMES (@ IND, 8/15/25)	FGA	6 VS. CHI 5/9/26
3FGM	3 5 TIMES (VS. GSV, 8/13/25)	3FGM	3 VS. GSV 8/13/25	3FGM	--
3FGA	6 AT DAL 9/3/24	3FGA	4 VS. GSV 7/31/25	3FGA	2 VS. CHI 5/9/26
FTM	6 VS. DAL 6/22/24	FTM	5 VS. CHI 7/29/25	FTM	--
FTA	6 2 TIMES (VS. CHI, 7/29/25)	FTA	6 VS. CHI 7/29/25	FTA	--
OREB	7 2 TIMES (VS. LAS, 5/27/22)	OREB	3 3 TIMES (VS. IND, 9/7/25)	OREB	--
DREB	7 3 TIMES (VS. CON, 6/8/25)	DREB	7 VS. CON 6/8/25	DREB	2 VS. CHI 5/9/26
TREB	13 AT CHI 5/24/22	TREB	9 VS. CON 6/8/25	TREB	2 VS. CHI 5/9/26
ASTS	5 VS. CON 6/22/23	ASTS	4 4 TIMES (@ NYL, 8/28/25)	ASTS	2 VS. CHI 5/9/26
STLS	3 5 TIMES (VS. CON, 8/19/25)	STLS	3 2 TIMES (VS. CON, 8/19/25)	STLS	1 VS. CHI 5/9/26
BLKS	4 2 TIMES (VS. NYL, 9/17/24)	BLKS	3 AT IND 8/15/25	BLKS	3 VS. CHI 5/9/26
MINS	35 AT CHI 5/24/22	MINS	26 AT IND 8/15/25	MINS	23 VS. CHI 5/9/26



# PORTLAND FIRE PLAYER PROFILES



## 2025 GAME-BY-GAME REGULAR SEASON STATISTICS ( WAS )

DATE	OPP	P/S	MIN	FG	FGA	FG%	3PM	3PA	3P%	FT	FTA	FT%	OR	DR	TOT	A	ST	BS	TO	PF	+/-	PTS	W/L	SCORE	
05/16/25	ATL	P	13:07	2	3	.667	1	1	1.000	0	0	.000	1	4	5	1	0	1	1	1	-3	5	W	94-90	
05/18/25	AT CON	P	11:12	1	2	.500	1	1	1.000	0	0	.000	0	5	5	1	1	0	1	2	2	3	W	90-85	
05/21/25	AT GSV	P	6:00	1	2	.500	0	1	.000	1	2	.500	0	2	2	1	1	1	1	1	3	3	L	74-76	
05/23/25	AT LVA	P	5:21	0	1	.000	0	0	.000	0	0	.000	0	0	0	1	0	0	2	0	-9	0	L	72-75	
05/25/25	AT PHX	P	14:45	2	6	.333	1	3	.333	1	2	.500	3	1	4	1	0	1	2	4	3	6	L	62-68	
05/28/25	IND	P	12:25	1	1	1.000	1	1	1.000	0	0	.000	1	2	3	4	0	1	0	2	2	3	W	83-77	
05/30/25	NYL	P	8:09	1	3	.333	0	2	.000	2	2	1.000	1	1	2	1	1	0	0	1	-3	4	L	63-85	
06/03/25	AT IND	P	9:49	2	4	.500	0	2	.000	0	0	.000	3	1	4	2	1	1	1	0	3	4	L	76-85	
06/05/25	NYL	P	13:38	2	4	.500	0	1	.000	0	1	.000	1	6	7	2	0	0	2	2	2	4	L	78-86	
06/08/25	CON	P	18:19	1	3	.333	0	1	.000	0	1	.000	2	7	9	2	1	0	1	3	11	2	W	104-67	
06/15/25	ATL	P	16:54	1	3	.333	0	1	.000	0	0	.000	2	3	5	2	1	0	0	0	-13	2	L	56-89	
06/17/25	AT CHI																						W	79-72	
06/20/25	AT ATL	P	12:46	1	1	1.000	0	0	.000	1	2	.500	1	1	2	1	1	1	2	2	11	3	L	91-92	
06/22/25	DAL	P	6:18	0	1	.000	0	1	.000	0	0	.000	0	1	1	0	0	2	1	0	-8	0	W	91-88 (OT)	
06/24/25	MIN	P	5:25	0	0	.000	0	0	.000	0	0	.000	1	1	2	1	0	0	0	1	7	0	W	68-64	
06/26/25	AT LVA																						W	94-83	
06/28/25	AT DAL																						L	71-79	
07/03/25	AT MIN	P	19:30	1	4	.250	0	3	.000	2	2	1.000	2	3	5	0	1	1	1	1	1	4	L	75-92	
07/08/25	CHI	P	4:27	0	0	.000	0	0	.000	0	0	.000	1	1	2	1	0	0	0	0	-5	0	W	81-79	
07/10/25	LVA	P	1:35	0	0	.000	0	0	.000	0	0	.000	0	0	0	0	0	0	0	0	0	0	W	70-68	
07/13/25	AT SEA	P	1:50	0	1	.000	0	1	.000	0	0	.000	0	0	0	0	0	0	0	0	-6	0	W	74-69	
07/15/25	AT LAS	P	6:21	0	1	.000	0	1	.000	0	0	.000	0	1	1	1	0	0	0	1	2	3	0	L	80-99
07/22/25	LAS																						L	86-93	
07/26/25	SEA	P	12:38	1	4	.250	0	1	.000	0	0	.000	1	1	2	0	1	1	1	3	-10	2	W	68-58	
07/27/25	PHX	P	17:46	3	4	.750	2	3	.667	0	0	.000	1	2	3	1	0	0	1	0	-2	8	L	72-88	
07/29/25	CHI	P	17:42	0	3	.000	0	3	.000	5	6	.833	2	4	6	4	1	1	1	1	10	5	W	103-86	
07/31/25	GSV	P	17:39	2	7	.286	1	4	.250	0	0	.000	2	1	3	2	0	2	1	0	1	5	L	67-68	
08/03/25	AT ATL	P	9:49	2	5	.400	0	2	.000	0	0	.000	1	0	1	1	0	1	1	1	-7	4	L	83-99	
08/05/25	AT CHI	P	12:30	2	5	.400	1	3	.333	0	0	.000	1	3	4	0	1	1	1	1	5	5	L	64-78	
08/08/25	AT MIN	P	14:57	2	4	.500	1	2	.500	0	0	.000	1	3	4	1	2	0	3	2	-12	5	L	76-80	
08/10/25	AT DAL	P	24:37	4	9	.444	2	2	1.000	1	2	.500	0	4	4	3	2	2	3	2	5	11	W	91-78	
08/13/25	GSV	P	23:53	5	5	1.000	3	3	1.000	0	0	.000	1	4	5	2	1	1	3	0	-3	13	L	83-88	
08/15/25	AT IND	P	26:06	3	9	.333	0	3	.000	1	2	.500	1	6	7	4	3	3	1	5	-5	7	W	88-84	
08/17/25	LAS	P	13:26	1	3	.333	1	2	.500	1	2	.500	0	3	3	1	2	1	0	0	0	4	W	95-86	
08/19/25	CON	P	15:45	0	2	.000	0	2	.000	2	2	1.000	1	2	3	2	3	1	0	2	0	2	L	69-80	
08/21/25	AT CON	P	13:32	1	3	.333	1	2	.500	2	4	.500	0	1	1	0	1	2	1	3	-9	5	L	56-67	
08/23/25	LVA	P	17:45	3	8	.375	0	3	.000	2	2	1.000	0	3	3	2	1	0	1	0	-13	8	L	81-91	
08/24/25	SEA	P	8:38	0	0	.000	0	0	.000	0	0	.000	0	1	1	0	1	0	0	0	-3	0	L	82-84	
08/28/25	AT NYL	P	14:53	2	7	.286	0	3	.000	1	2	.500	0	1	1	4	0	0	0	3	-14	5	L	63-89	
08/30/25	AT GSV	P	17:43	0	4	.000	0	2	.000	0	0	.000	0	3	3	2	0	0	2	3	-9	0	L	62-99	
08/31/25	AT LAS	P	15:39	3	6	.500	0	2	.000	0	0	.000	2	1	3	0	1	0	1	2	-12	6	L	78-81	
09/04/25	PHX	P	9:30	2	3	.667	0	0	.000	0	0	.000	1	3	4	3	0	0	0	1	4	4	L	69-75	
09/07/25	IND	P	14:29	1	3	.333	0	1	.000	2	2	1.000	3	4	7	1	0	1	1	0	-5	4	L	65-94	
09/09/25	AT NYL	P	5:00	0	0	.000	0	0	.000	0	0	.000	0	3	3	3	0	1	0	1	4	0	L	66-75	
2025	TTL	40-0	512	53	134	.396	16	63	.254	24	36	.667	37	93	130	58	28	27	38	52	-74	146	16-28		
2025	AVG	--	12.8	1.3	3.4	--	0.4	1.6	--	0.6	0.9	--	0.9	2.3	3.2	1.4	0.7	0.7	0.9	1.3	-1.9	3.6	--	--	

## 2026 GAME-BY-GAME REGULAR SEASON STATISTICS ( POR )

DATE	OPP	P/S	MIN	FG	FGA	FG%	3PM	3PA	3P%	FT	FTA	FT%	OR	DR	TOT	A	ST	BS	TO	PF	+/-	PTS	W/L	SCORE
05/09/26	CHI	S	23:19	2	6	.333	0	2	.000	0	0	.000	0	2	2	2	1	3	3	5	-3	4	L	83-98
2026	TTL	1-1	23	2	6	.333	0	2	.000	0	0	.000	0	2	2	2	1	3	3	5	-3	4	0-1	
2026	AVG	--	23.3	2.0	6.0	--	0.0	2.0	--	0.0	0.0	--	0.0	2.0	2.0	2.0	1.0	3.0	3.0	5.0	-3.0	4.0	--	--





# LUISA GEISELSÖDER

Center

Ht: 6-4  
 DOB: 2/10/2000  
 College: Basket Landes  
 Fire Season: 1  
 WNBA Season: 2

# 15

LUISA GEISELSÖDER - WNBA REGULAR SEASON STATISTICS

SEASON	TEAM	GP	GS	MIN	FG	FBA	FG%	3PM	3PA	3P%	FT	FTA	FT%	OR	DR	TOT	A	ST	TO	BS	PTS	PPG
2025	DAL	28	24	628	76	179	.425	31	94	.330	9	11	.818	24	109	133	44	22	28	19	192	6.9
2026	POR	1	1	25	2	10	.200	1	6	.167	3	3	1.000	1	6	7	3	0	0	2	8	8.0
<b>TOTALS</b>		<b>29</b>	<b>25</b>	<b>653</b>	<b>78</b>	<b>189</b>	<b>.413</b>	<b>32</b>	<b>100</b>	<b>.320</b>	<b>12</b>	<b>14</b>	<b>.857</b>	<b>25</b>	<b>115</b>	<b>140</b>	<b>47</b>	<b>22</b>	<b>28</b>	<b>21</b>	<b>200</b>	<b>6.9</b>
<b>AVERAGE</b>		--	--	<b>22.5</b>	<b>2.7</b>	<b>6.5</b>	--	<b>1.1</b>	<b>3.4</b>	--	<b>0.4</b>	<b>0.5</b>	--	<b>0.9</b>	<b>4.0</b>	<b>4.8</b>	<b>1.6</b>	<b>0.8</b>	<b>1.0</b>	<b>0.7</b>	<b>6.9</b>	--

SINGLE-GAME HIGHS

<b>POINTS</b>	14 VS. LAS VEGAS ACES, JUL 16, 2025 14 VS. NEW YORK LIBERTY, JUL 28, 2025	<b>FREE THROWS ATTEMPTED</b>	4 VS. WASHINGTON MYSTICS, AUG 10, 2025 3 VS. CHICAGO SKY, MAY 09, 2026	<b>PLUS-MINUS</b>	14 VS. PHOENIX MERCURY, JUL 03, 2025 12 VS. ATLANTA DREAM, JUL 30, 2025
<b>FIELD GOALS MADE</b>	6 AT LAS VEGAS ACES, JUN 13, 2025 6 VS. LAS VEGAS ACES, JUL 16, 2025 ...1 MORE AT 6.	<b>OFFENSIVE REBOUNDS</b>	4 VS. LOS ANGELES SPARKS, JUN 06, 2025 3 AT CHICAGO SKY, JUL 09, 2025	<b>TURNOVERS</b>	4 VS. PHOENIX MERCURY, JUL 03, 2025 3 VS. LOS ANGELES SPARKS, AUG 15, 2025 ...1 MORE AT 3.
<b>FIELD GOALS ATTEMPTED</b>	11 AT PHOENIX MERCURY, JUL 07, 2025 10 VS. LAS VEGAS ACES, JUL 16, 2025 ...2 MORE AT 10.	<b>DEFENSIVE REBOUNDS</b>	9 AT NEW YORK LIBERTY, AUG 05, 2025 8 AT GOLDEN STATE VALKYRIES, JUL 25, 2025	<b>PERSONAL FOULS</b>	4 VS. LAS VEGAS ACES, JUL 16, 2025 4 AT INDIANA FEVER, AUG 12, 2025 ...2 MORE AT 4.
<b>2-PT FIELD GOALS MADE</b>	5 AT PHOENIX MERCURY, JUN 11, 2025 5 AT LAS VEGAS ACES, JUN 13, 2025	<b>TOTAL REBOUNDS</b>	10 VS. LOS ANGELES SPARKS, JUN 06, 2025 10 AT NEW YORK LIBERTY, AUG 05, 2025	<b>POINTS FAST BREAK</b>	5 AT LAS VEGAS ACES, JUN 13, 2025 5 AT INDIANA FEVER, JUL 13, 2025
<b>2-PT FIELD GOALS ATTEMPTED</b>	9 AT PHOENIX MERCURY, JUL 07, 2025 6 VS. LOS ANGELES SPARKS, JUN 06, 2025	<b>ASSISTS</b>	6 VS. LOS ANGELES SPARKS, JUN 06, 2025 4 AT NEW YORK LIBERTY, AUG 05, 2025 ...1 MORE AT 4.	<b>OFFENSIVE FOULS</b>	2 VS. PHOENIX MERCURY, JUL 03, 2025 1 AT SEATTLE STORM, JUL 22, 2025 ...5 MORE AT 1.
<b>3-PT FIELD GOALS MADE</b>	3 AT SEATTLE STORM, JUL 22, 2025 3 VS. ATLANTA DREAM, JUL 30, 2025 ...2 MORE AT 3.	<b>STEALS</b>	3 VS. LAS VEGAS ACES, JUL 16, 2025 3 AT LOS ANGELES SPARKS, AUG 20, 2025	<b>TECHNICAL FOULS</b>	1 AT SEATTLE STORM, JUL 22, 2025
<b>3-PT FIELD GOALS ATTEMPTED</b>	6 VS. LAS VEGAS ACES, JUL 16, 2025 6 AT NEW YORK LIBERTY, AUG 05, 2025 ...2 MORE AT 6.	<b>BLOCKS</b>	3 AT SEATTLE STORM, JUN 03, 2025 3 VS. PHOENIX MERCURY, JUL 03, 2025	<b>FOULS DRAWN</b>	3 VS. WASHINGTON MYSTICS, AUG 10, 2025 2 AT LAS VEGAS ACES, JUN 13, 2025 ...2 MORE AT 2.
<b>FREE THROWS MADE</b>	4 VS. WASHINGTON MYSTICS, AUG 10, 2025 3 VS. CHICAGO SKY, MAY 09, 2026	<b>MINUTES</b>	36:20 AT LOS ANGELES SPARKS, AUG 20, 2025 33:31 VS. MINNESOTA LYNX, JUN 08, 2025		

REG CAREER HIGHS		2025 REG HIGHS		2026 REG HIGHS	
PTS	14 2 TIMES (VS. NYL, 7/28/25)	PTS	14 2 TIMES (VS. NYL, 7/28/25)	PTS	8 VS. CHI 5/9/26
FGM	6 3 TIMES (VS. NYL, 7/28/25)	FGM	6 3 TIMES (VS. NYL, 7/28/25)	FGM	2 VS. CHI 5/9/26
FBA	11 AT PHX 7/7/25	FBA	11 AT PHX 7/7/25	FBA	10 VS. CHI 5/9/26
3FGM	3 4 TIMES (@ LAS, 8/20/25)	3FGM	3 4 TIMES (@ LAS, 8/20/25)	3FGM	1 VS. CHI 5/9/26
3FGA	6 4 TIMES (VS. CHI, 5/9/26)	3FGA	6 3 TIMES (@ LAS, 8/20/25)	3FGA	6 VS. CHI 5/9/26
FTM	4 VS. WAS 8/10/25	FTM	4 VS. WAS 8/10/25	FTM	3 VS. CHI 5/9/26
FTA	4 VS. WAS 8/10/25	FTA	4 VS. WAS 8/10/25	FTA	3 VS. CHI 5/9/26
OREB	4 VS. LAS 6/6/25	OREB	4 VS. LAS 6/6/25	OREB	1 VS. CHI 5/9/26
DREB	9 AT NYL 8/5/25	DREB	9 AT NYL 8/5/25	DREB	6 VS. CHI 5/9/26
TREB	10 2 TIMES (@ NYL, 8/5/25)	TREB	10 2 TIMES (@ NYL, 8/5/25)	TREB	7 VS. CHI 5/9/26
ASTS	6 VS. LAS 6/6/25	ASTS	6 VS. LAS 6/6/25	ASTS	3 VS. CHI 5/9/26
STLS	3 2 TIMES (@ LAS, 8/20/25)	STLS	3 2 TIMES (@ LAS, 8/20/25)	STLS	--
BLKS	3 2 TIMES (VS. PHX, 7/3/25)	BLKS	3 2 TIMES (VS. PHX, 7/3/25)	BLKS	2 VS. CHI 5/9/26
MINS	36 AT LAS 8/20/25	MINS	36 AT LAS 8/20/25	MINS	25 VS. CHI 5/9/26



# PORTLAND FIRE PLAYER PROFILES



## 2025 GAME-BY-GAME REGULAR SEASON STATISTICS ( DAL )

DATE	OPP	P/S	MIN	FG	FGA	FG%	3PM	3PA	3P%	FT	FTA	FT%	OR	DR	TOT	A	ST	BS	TO	PF	+/-	PTS	W/L	SCORE
05/16/25	MIN																						L	84-99
05/19/25	SEA																						L	71-79
05/21/25	AT MIN																						L	81-85
05/24/25	AT ATL																						L	75-83
05/27/25	AT CON	P	3:16	1	1	1.000	0	0	.000	0	0	.000	0	0	0	0	0	0	0	2	-1	2	W	109-87
05/29/25	AT CHI																						L	92-97
05/31/25	CHI	P	3:44	0	0	.000	0	0	.000	0	0	.000	0	2	2	0	0	0	0	2	-4	0	L	83-94
06/03/25	AT SEA	P	21:44	2	5	.400	2	4	.500	0	0	.000	0	3	3	2	0	3	1	3	-9	6	L	77-83
06/06/25	LAS	P	32:13	5	9	.556	1	3	.333	0	0	.000	4	6	10	6	2	1	0	3	-3	11	L	78-93
06/08/25	MIN	S	33:31	2	7	.286	1	4	.250	0	0	.000	1	2	3	1	1	1	0	1	-13	5	L	65-81
06/11/25	AT PHX	S	30:16	5	7	.714	0	2	.000	0	1	.000	1	4	5	0	2	0	1	0	-6	10	L	80-93
06/13/25	AT LVA	S	26:29	6	6	1.000	1	1	1.000	0	0	.000	0	3	3	2	1	2	1	3	2	13	L	84-88
07/03/25	PHX	S	33:28	1	9	.111	0	4	.000	2	2	1.000	1	3	4	1	1	3	4	3	14	4	W	98-89
07/07/25	AT PHX	S	29:09	2	11	.182	0	2	.000	0	0	.000	2	6	8	1	0	1	1	2	-25	4	L	72-102
07/09/25	AT CHI	S	16:06	1	2	.500	1	2	.500	0	0	.000	3	4	7	1	0	0	2	2	-3	3	L	76-87
07/13/25	AT IND	S	19:14	3	6	.500	1	2	.500	0	0	.000	1	6	7	2	0	0	0	1	-13	7	L	83-102
07/16/25	LVA	S	24:03	6	10	.600	2	6	.333	0	0	.000	1	6	7	1	3	1	0	4	-5	14	L	86-90
07/22/25	AT SEA	S	24:28	4	7	.571	3	5	.600	2	2	1.000	0	3	3	2	0	0	2	3	11	13	W	87-63
07/25/25	AT GSV	S	30:14	4	7	.571	1	4	.250	0	0	.000	1	8	9	2	1	1	1	3	-5	9	L	76-86
07/27/25	LVA	S	14:32	2	6	.333	0	2	.000	0	0	.000	1	4	5	0	0	0	1	3	-32	4	L	80-106
07/28/25	NYL	S	22:40	6	9	.667	2	4	.500	0	0	.000	0	3	3	1	2	1	1	2	7	14	W	92-82
07/30/25	ATL	S	24:40	5	9	.556	3	5	.600	0	0	.000	1	3	4	2	0	0	0	3	12	13	L	86-88
08/01/25	IND	S	18:56	2	6	.333	0	3	.000	0	0	.000	1	4	5	0	1	1	0	0	-15	4	L	78-88
08/05/25	AT NYL	S	28:22	2	10	.200	1	6	.167	0	0	.000	1	9	10	4	1	1	0	1	2	5	L	76-85
08/08/25	NYL	S	26:40	2	5	.400	1	3	.333	1	2	.500	2	4	6	2	0	0	1	2	-1	6	L	77-88
08/10/25	WAS	S	17:00	2	7	.286	2	5	.400	4	4	1.000	0	1	1	0	0	1	1	3	-8	10	L	78-91
08/12/25	AT IND	S	13:21	0	2	.000	0	1	.000	0	0	.000	0	2	2	2	0	1	0	4	-6	0	W	81-80
08/15/25	LAS	S	17:12	3	5	.600	3	5	.600	0	0	.000	1	2	3	4	0	1	3	4	-4	9	L	96-97
08/17/25	AT LVA	S	22:41	3	8	.375	1	5	.200	0	0	.000	1	2	3	3	0	0	1	4	-12	7	L	87-106
08/20/25	AT LAS	S	36:20	3	9	.333	3	6	.500	0	0	.000	0	6	6	2	3	0	1	3	9	9	L	80-81
08/22/25	SEA	S	24:21	1	5	.200	1	4	.250	0	0	.000	0	7	7	2	1	0	3	3	-9	3	L	60-95
08/24/25	GSV	S	18:51	1	5	.200	1	4	.250	0	0	.000	0	4	4	0	2	0	1	1	-6	3	L	81-90
08/27/25	CON	S	14:24	2	6	.333	0	2	.000	0	0	.000	1	2	3	1	1	0	2	2	-10	4	L	95-101
08/29/25	AT ATL																						L	78-100
09/01/25	AT MIN																						L	71-96
09/04/25	AT GSV																						L	80-84
09/07/25	AT LAS																						L	77-91
09/11/25	PHX																						W	97-76
2025	TTL	28-24	628	76	179	.425	31	94	.330	9	11	.818	24	109	133	44	22	19	28	67	-133	192	6-32	
2025	AVG	--	22.4	2.7	6.4	--	1.1	3.4	--	0.3	0.4	--	0.9	3.9	4.8	1.6	0.8	0.7	1.0	2.4	-4.8	6.9	--	--

## 2026 GAME-BY-GAME REGULAR SEASON STATISTICS ( POR )

DATE	OPP	P/S	MIN	FG	FGA	FG%	3PM	3PA	3P%	FT	FTA	FT%	OR	DR	TOT	A	ST	BS	TO	PF	+/-	PTS	W/L	SCORE
05/09/26	CHI	S	25:04	2	10	.200	1	6	.167	3	3	1.000	1	6	7	3	0	2	0	3	-2	8	L	83-98
2026	TTL	1-1	25	2	10	.200	1	6	.167	3	3	1.000	1	6	7	3	0	2	0	3	-2	8	0-1	
2026	AVG	--	25.1	2.0	10.0	--	1.0	6.0	--	3.0	3.0	--	1.0	6.0	7.0	3.0	0.0	2.0	0.0	3.0	-2.0	8.0	--	--





# MEGAN GUSTAFSON

Center

Ht: 6-4  
 DOB: 12/13/1996  
 College: Iowa  
 Fire Season: 1  
 WNBA Season: 8

# 17

### MEGAN GUSTAFSON - WNBA REGULAR SEASON STATISTICS

SEASON	TEAM	GP	GS	MIN	FG	FGA	FG%	3PM	3PA	3P%	FT	FTA	FT%	OR	DR	TOT	A	ST	TO	BS	PTS	PPG
2019	DAL	25	0	238	27	55	.491	1	9	.111	18	20	.900	20	43	63	7	4	10	6	73	2.9
2020	DAL	9	0	47	4	14	.286	0	1	.000	6	9	.667	6	5	11	1	0	2	1	14	1.6
2021	WAS	11	1	109	19	32	.584	0	2	.000	6	9	.667	11	29	40	0	2	9	1	44	4.0
2022	PHO	33	0	318	50	91	.549	12	26	.462	13	17	.765	17	47	64	17	6	24	5	125	3.8
2023	PHO	34	4	514	102	194	.526	15	43	.349	50	62	.806	46	85	131	25	13	37	14	269	7.9
2024	LVA	38	7	405	53	106	.500	22	57	.386	13	17	.765	23	50	73	9	13	14	5	141	3.7
2025	LVA	20	1	226	20	57	.351	13	39	.333	7	15	.467	8	28	36	5	3	6	6	60	3.0
2026	POR	1	0	14	4	6	.667	2	4	.500	0	2	.000	0	1	1	1	0	1	0	10	10.0
<b>TOTALS</b>		<b>171</b>	<b>13</b>	<b>1,870</b>	<b>279</b>	<b>565</b>	<b>.503</b>	<b>65</b>	<b>181</b>	<b>.359</b>	<b>113</b>	<b>151</b>	<b>.748</b>	<b>131</b>	<b>288</b>	<b>419</b>	<b>65</b>	<b>41</b>	<b>103</b>	<b>38</b>	<b>736</b>	<b>4.3</b>
<b>AVERAGE</b>		<b>--</b>	<b>--</b>	<b>10.9</b>	<b>1.6</b>	<b>3.2</b>	<b>--</b>	<b>0.4</b>	<b>1.1</b>	<b>--</b>	<b>0.7</b>	<b>0.9</b>	<b>--</b>	<b>0.8</b>	<b>1.7</b>	<b>2.5</b>	<b>0.4</b>	<b>0.2</b>	<b>0.6</b>	<b>0.2</b>	<b>4.3</b>	<b>--</b>

### SINGLE-GAME HIGHS

<b>POINTS</b>	24 VS. DALLAS WINGS, SEP 19, 2024 19 AT ATLANTA DREAM, JUL 25, 2023	<b>FREE THROWS ATTEMPTED</b>	7 VS. NEW YORK LIBERTY, AUG 01, 2019 6 AT ATLANTA DREAM, JUL 25, 2023	<b>PLUS-MINUS</b>	23 VS. NEW YORK LIBERTY, AUG 01, 2019 19 VS. DALLAS WINGS, SEP 19, 2024
<b>FIELD GOALS MADE</b>	9 VS. DALLAS WINGS, SEP 19, 2024 7 AT ATLANTA DREAM, JUL 25, 2023 ...1 MORE AT 7.	<b>OFFENSIVE REBOUNDS</b>	5 VS. DALLAS WINGS, SEP 19, 2024 4 AT CHICAGO SKY, JUL 10, 2021 ...1 MORE AT 4.	<b>TURNOVERS</b>	4 AT ATLANTA DREAM, JUL 25, 2023 4 AT MINNESOTA LYNX, SEP 03, 2023
<b>FIELD GOALS ATTEMPTED</b>	16 VS. DALLAS WINGS, SEP 19, 2024 15 AT INDIANA FEVER, AUG 01, 2023 7 AT ATLANTA DREAM, JUL 25, 2023	<b>DEFENSIVE REBOUNDS</b>	10 VS. CHICAGO SKY, AUG 14, 2022 6 VS. NEW YORK LIBERTY, AUG 01, 2019 ...5 MORE AT 6.	<b>PERSONAL FOULS</b>	5 VS. SEATTLE STORM, MAY 11, 2022 5 AT NEW YORK LIBERTY, JUN 18, 2023 ...4 MORE AT 5.
<b>2-PT FIELD GOALS MADE</b>	7 AT LOS ANGELES SPARKS, AUG 23, 2023 ...1 MORE AT 7.	<b>TOTAL REBOUNDS</b>	10 VS. CHICAGO SKY, AUG 14, 2022 10 VS. LAS VEGAS ACES, JUN 21, 2023	<b>POINTS FAST BREAK</b>	3 AT INDIANA FEVER, AUG 01, 2023 3 VS. MINNESOTA LYNX, JUN 11, 2024 ...3 MORE AT 3.
<b>2-PT FIELD GOALS ATTEMPTED</b>	12 AT INDIANA FEVER, AUG 01, 2023 11 AT LOS ANGELES SPARKS, AUG 23, 2023	<b>ASSISTS</b>	3 AT LOS ANGELES SPARKS, AUG 23, 2023 ...1 MORE AT 3.	<b>OFFENSIVE FOULS</b>	2 AT LOS ANGELES SPARKS, JUN 24, 2021 2 AT CHICAGO SKY, JUL 02, 2022 ...1 MORE AT 2.
<b>3-PT FIELD GOALS MADE</b>	3 AT CHICAGO SKY, AUG 25, 2024 2 AT LAS VEGAS ACES, MAY 17, 2022 ...12 MORE AT 2.	<b>STEALS</b>	2 AT CONNECTICUT SUN, AUG 02, 2022 2 AT SEATTLE STORM, AUG 13, 2023 ...4 MORE AT 2.	<b>TECHNICAL FOULS</b>	1 VS. MINNESOTA LYNX, JUL 01, 2023
<b>3-PT FIELD GOALS ATTEMPTED</b>	6 VS. DALLAS WINGS, SEP 19, 2024 5 AT CHICAGO SKY, AUG 25, 2024	<b>BLOCKS</b>	3 AT ATLANTA DREAM, JUL 25, 2023 3 VS. MINNESOTA LYNX, AUG 02, 2025	<b>FOULS DRAWN</b>	6 VS. NEW YORK LIBERTY, AUG 01, 2019 6 VS. ATLANTA DREAM, AUG 03, 2023
<b>FREE THROWS MADE</b>	7 VS. NEW YORK LIBERTY, AUG 01, 2019 5 AT ATLANTA DREAM, JUL 25, 2023 ...1 MORE AT 5.	<b>MINUTES</b>	29:00 VS. DALLAS WINGS, SEP 19, 2024 27:37 VS. INDIANA FEVER, AUG 20, 2023		

REG CAREER HIGHS		2025 REG HIGHS		2026 REG HIGHS	
PTS	24 VS. DAL 9/19/24	PTS	8 2 TIMES (VS. GSV, 8/3/25)	PTS	10 VS. CHI 5/9/26
FGM	9 VS. DAL 9/19/24	FGM	3 AT MIN 7/25/25	FGM	4 VS. CHI 5/9/26
FGA	16 VS. DAL 9/19/24	FGA	8 AT WAS 7/10/25	FGA	6 VS. CHI 5/9/26
3FGM	3 AT CHI 8/25/24	3FGM	2 4 TIMES (VS. GSV, 8/3/25)	3FGM	2 VS. CHI 5/9/26
3FGA	6 VS. DAL 9/19/24	3FGA	4 2 TIMES (VS. MIN, 8/2/25)	3FGA	4 VS. CHI 5/9/26
FTM	7 VS. NYL 8/1/19	FTM	3 VS. GSV 7/12/25	FTM	--
FTA	7 VS. NYL 8/1/19	FTA	5 VS. GSV 7/12/25	FTA	2 VS. CHI 5/9/26
OREB	5 VS. DAL 9/19/24	OREB	2 2 TIMES (VS. SEA, 8/8/25)	OREB	--
DREB	10 VS. CHI 8/14/22	DREB	5 AT IND 7/24/25	DREB	1 VS. CHI 5/9/26
TREB	10 2 TIMES (VS. LVA, 6/21/23)	TREB	6 AT IND 7/24/25	TREB	1 VS. CHI 5/9/26
ASTS	3 3 TIMES (VS. WAS, 9/5/23)	ASTS	1 5 TIMES (@ CHI, 8/25/25)	ASTS	1 VS. CHI 5/9/26
STLS	2 6 TIMES (VS. CON, 9/15/24)	STLS	1 3 TIMES (@ LAS, 9/11/25)	STLS	--
BLKS	3 2 TIMES (VS. MIN, 8/2/25)	BLKS	3 VS. MIN 8/2/25	BLKS	--
MINS	29 VS. DAL 9/19/24	MINS	22 VS. MIN 8/2/25	MINS	14 VS. CHI 5/9/26



# PORTLAND FIRE PLAYER PROFILES



## 2025 GAME-BY-GAME REGULAR SEASON STATISTICS ( LVA )

DATE	OPP	P/S	MIN	FG	FGA	FG%	3PM	3PA	3P%	FT	FTA	FT%	OR	DR	TOT	A	ST	BS	TO	PF	+/-	PTS	W/L	SCORE
05/17/25	AT NYL																						L	78-92
05/20/25	AT CON																						W	87-62
05/23/25	WAS																						W	75-72
05/25/25	AT SEA																						L	82-102
05/30/25	LAS																						W	96-81
06/01/25	AT SEA																						W	75-70
06/07/25	AT GSV																						L	68-95
06/11/25	LAS																						L	89-97
06/13/25	DAL																						W	88-84
06/15/25	PHX																						L	70-76
06/17/25	AT MIN																						L	62-76
06/20/25	SEA																						L	83-90
06/22/25	IND																						W	89-81
06/25/25	CON																						W	85-59
06/26/25	WAS																						L	83-94
06/29/25	AT PHX																						W	84-81
07/03/25	AT IND																						L	54-81
07/06/25	AT CON																						W	86-68
07/08/25	AT NYL																						L	78-87
07/10/25	AT WAS	P	22:10	2	8	.250	0	4	.000	0	0	.000	0	4	4	0	0	1	1	1	-7	4	L	68-70
07/12/25	GSV	P	19:44	1	4	.250	0	3	.000	3	5	.600	0	2	2	1	0	0	0	5	17	5	W	104-102
07/16/25	AT DAL	P	15:01	1	4	.250	1	3	.333	2	4	.500	2	2	4	1	1	0	1	2	10	5	W	99-86
07/22/25	ATL	P	17:39	2	4	.500	2	3	.667	0	0	.000	0	2	2	0	0	0	0	2	0	6	W	87-72
07/24/25	AT IND	P	11:53	0	1	.000	0	1	.000	0	0	.000	1	5	6	0	0	0	0	3	-10	0	L	70-80
07/25/25	AT MIN	P	13:12	3	4	.750	2	3	.667	0	2	.000	1	0	1	1	0	0	0	4	-10	8	L	78-109
07/27/25	AT DAL	P	11:29	0	3	.000	0	3	.000	0	2	.000	0	1	1	1	0	0	0	3	-1	0	W	106-80
07/29/25	AT LAS	P	07:12	0	1	.000	0	1	.000	0	0	.000	0	0	0	0	1	0	1	3	-4	0	W	89-74
08/02/25	MIN	P	22:12	2	6	.333	2	4	.500	0	0	.000	0	1	1	0	0	3	2	4	-33	6	L	58-111
08/03/25	GSV	P	12:55	2	5	.400	2	3	.667	2	2	1.000	1	2	3	0	0	0	0	3	3	8	W	101-77
08/06/25	AT GSV	P	01:18	0	0	.000	0	0	.000	0	0	.000	0	0	0	0	0	0	0	0	-5	0	W	78-72
08/08/25	SEA	P	12:01	0	0	.000	0	0	.000	0	0	.000	2	2	4	0	0	0	0	0	-14	0	W	90-86
08/10/25	CON	P	10:48	1	2	.500	1	2	.500	0	0	.000	0	0	0	0	0	1	0	2	-2	3	W	94-86
08/13/25	NYL																						W	83-77
08/15/25	AT PHX																						W	86-83
08/17/25	DAL	P	2:10	0	0	.000	0	0	.000	0	0	.000	0	0	0	0	0	0	0	1	-4	0	W	106-87
08/19/25	ATL																						W	74-72
08/21/25	PHX	P	3:18	0	2	.000	0	1	.000	0	0	.000	0	2	2	0	0	0	0	0	3	0	W	83-61
08/23/25	AT WAS	P	6:55	0	1	.000	0	0	.000	0	0	.000	0	0	0	0	0	0	0	3	-4	0	W	91-81
08/25/25	AT CHI	P	10:04	1	2	.500	1	2	.500	0	0	.000	0	1	1	1	0	0	0	3	-4	3	W	79-74
08/27/25	AT ATL																						W	81-75
09/04/25	MIN																						W	97-87
09/07/25	CHI	S	16:39	2	5	.400	0	2	.000	0	0	.000	1	1	2	0	0	1	1	3	15	4	W	80-66
09/09/25	CHI	P	3:18	2	4	.500	1	3	.333	0	0	.000	0	2	2	0	0	0	0	0	1	5	W	92-61
09/11/25	AT LAS	P	5:39	1	1	1.000	1	1	1.000	0	0	.000	0	1	1	0	1	0	0	0	-6	3	W	103-75
2025	TTL	20-1	226	20	57	.351	13	39	.333	7	15	.467	8	28	36	5	3	6	6	42	-55	60	30-14	
2025	AVG	--	11.3	1.0	2.9	--	0.7	1.9	--	0.3	0.8	--	0.4	1.4	1.8	0.2	0.1	0.3	0.3	2.1	-2.8	3.0	--	--

## 2026 GAME-BY-GAME REGULAR SEASON STATISTICS ( POR )

DATE	OPP	P/S	MIN	FG	FGA	FG%	3PM	3PA	3P%	FT	FTA	FT%	OR	DR	TOT	A	ST	BS	TO	PF	+/-	PTS	W/L	SCORE
05/09/26	CHI	P	13:37	4	6	.667	2	4	.500	0	2	.000	0	1	1	1	0	0	1	1	-15	10	L	83-98
2026	TTL	1-0	14	4	6	.667	2	4	.500	0	2	.000	0	1	1	1	0	0	1	1	-15	10	0-1	
2026	AVG	--	13.6	4.0	6.0	--	2.0	4.0	--	0.0	2.0	--	0.0	1.0	1.0	1.0	0.0	0.0	1.0	1.0	-15.0	10.0	--	--





# HALEY JONES

Guard

Ht: 6-1  
 DOB: 5/23/2001  
 College: Stanford  
 Fire Season: 1  
 WNBA Season: 4

# 30

### HALEY JONES - WNBA REGULAR SEASON STATISTICS

SEASON	TEAM	GP	GS	MIN	FG	FGA	FG%	3PM	3PA	3P%	FT	FTA	FT%	OR	DR	TOT	A	ST	TO	BS	PTS	PPG
2023	ATL	40	6	584	56	166	.337	6	28	.214	31	41	.756	14	80	94	92	16	54	12	149	3.7
2024	ATL	40	24	712	58	146	.397	6	28	.214	33	47	.702	10	78	88	84	14	68	11	155	3.9
2025	PHX	4	0	48	4	12	.333	1	2	.500	0	0	.000	2	6	8	4	1	2	1	9	2.3
WENT FROM PHX TO DAL.																						
2025	DAL	24	16	546	81	176	.460	11	37	.297	22	35	.629	16	74	90	60	20	46	21	195	8.1
2025	TOT	28	16	592	85	188	.452	12	39	.308	22	35	.629	18	80	98	64	21	48	22	204	7.3
2026	POR	1	0	7	2	3	.667	0	0	.000	0	0	.000	0	0	0	0	0	0	0	4	4.0
<b>TOTALS</b>		<b>109</b>	<b>46</b>	<b>1,896</b>	<b>201</b>	<b>503</b>	<b>.400</b>	<b>24</b>	<b>95</b>	<b>.253</b>	<b>86</b>	<b>123</b>	<b>.699</b>	<b>42</b>	<b>238</b>	<b>280</b>	<b>240</b>	<b>51</b>	<b>170</b>	<b>46</b>	<b>512</b>	<b>4.7</b>
<b>AVERAGE</b>		--	--	<b>17.4</b>	<b>1.8</b>	<b>4.6</b>	--	<b>0.2</b>	<b>0.9</b>	--	<b>0.8</b>	<b>1.1</b>	--	<b>0.4</b>	<b>2.2</b>	<b>2.6</b>	<b>2.2</b>	<b>0.5</b>	<b>1.6</b>	<b>0.4</b>	<b>4.7</b>	--

### SINGLE-GAME HIGHS

<b>POINTS</b>	23 VS. LAS VEGAS ACES, AUG 22, 2023	<b>FREE THROWS ATTEMPTED</b>	7 VS. INDIANA FEVER, JUN 21, 2024	<b>PLUS-MINUS</b>	25 AT SEATTLE STORM, JUL 22, 2025
<b>FIELD GOALS MADE</b>	18 AT GOLDEN STATE VALKYRIES, SEP 04, 2025	<b>OFFENSIVE REBOUNDS</b>	7 VS. WASHINGTON MYSTICS, AUG 10, 2025	<b>TURNOVERS</b>	23 VS. WASHINGTON MYSTICS, JUN 28, 2025
	8 VS. LAS VEGAS ACES, AUG 22, 2023		3 VS. CONNECTICUT SUN, AUG 27, 2025		6 AT LOS ANGELES SPARKS, SEP 07, 2025
	7 AT DALLAS WINGS, JUL 05, 2024		2 AT MINNESOTA LYNX, MAY 23, 2023		5 AT CONNECTICUT SUN, JUN 15, 2023
	...1 MORE AT 7.		...6 MORE AT 2.		...2 MORE AT 5.
<b>FIELD GOALS ATTEMPTED</b>	13 VS. LAS VEGAS ACES, AUG 22, 2023	<b>DEFENSIVE REBOUNDS</b>	10 VS. SEATTLE STORM, AUG 22, 2025	<b>PERSONAL FOULS</b>	6 AT CONNECTICUT SUN, JUN 15, 2023
	11 AT NEW YORK LIBERTY, JUN 13, 2023		9 AT NEW YORK LIBERTY, JUN 13, 2023		6 AT MINNESOTA LYNX, JUL 17, 2024
	...2 MORE AT 11.		10 VS. SEATTLE STORM, AUG 22, 2025		...1 MORE AT 6.
<b>2-PT FIELD GOALS MADE</b>	7 VS. LAS VEGAS ACES, AUG 22, 2023	<b>TOTAL REBOUNDS</b>	9 AT NEW YORK LIBERTY, JUN 13, 2023	<b>POINTS FAST BREAK</b>	6 VS. LAS VEGAS ACES, AUG 22, 2023
	7 AT DALLAS WINGS, JUL 05, 2024		10 VS. SEATTLE STORM, AUG 22, 2025		6 AT SEATTLE STORM, JUL 22, 2025
	...2 MORE AT 7.		9 AT CONNECTICUT SUN, JUN 15, 2023	<b>OFFENSIVE FOULS</b>	2 VS. WASHINGTON MYSTICS, AUG 10, 2025
<b>2-PT FIELD GOALS ATTEMPTED</b>	11 VS. LAS VEGAS ACES, AUG 22, 2023	<b>ASSISTS</b>	7 AT GOLDEN STATE VALKYRIES, SEP 04, 2025		1 VS. NEW YORK LIBERTY, JUN 09, 2023
	11 VS. LAS VEGAS ACES, JUL 16, 2025		3 VS. INDIANA FEVER, JUN 21, 2024		...14 MORE AT 1.
	...3 MORE AT 11.	<b>STEALS</b>	3 VS. LAS VEGAS ACES, JUL 16, 2025	<b>FOULS DRAWN</b>	5 VS. INDIANA FEVER, JUN 21, 2024
<b>3-PT FIELD GOALS MADE</b>	2 AT NEW YORK LIBERTY, JUN 13, 2023		...1 MORE AT 3.		5 VS. WASHINGTON MYSTICS, AUG 10, 2025
	2 AT LOS ANGELES SPARKS, MAY 15, 2024	<b>BLOCKS</b>	3 AT SEATTLE STORM, JUL 22, 2025		
	...3 MORE AT 2.		3 AT GOLDEN STATE VALKYRIES, SEP 04, 2025		
<b>3-PT FIELD GOALS ATTEMPTED</b>	4 AT NEW YORK LIBERTY, JUN 13, 2023	<b>MINUTES</b>	38:36 VS. NEW YORK LIBERTY, JUN 23, 2024		
	3 AT LOS ANGELES SPARKS, MAY 15, 2024		36:54 AT NEW YORK LIBERTY, JUN 13, 2023		
	...6 MORE AT 3.				
<b>FREE THROWS MADE</b>	6 VS. LAS VEGAS ACES, AUG 22, 2023				
	6 VS. INDIANA FEVER, JUN 21, 2024				

REG CAREER HIGHS		2025 REG HIGHS		2026 REG HIGHS	
PTS	23 VS. LVA 8/22/23	PTS	18 AT GSV 9/4/25	PTS	4 VS. CHI 5/9/26
FGM	8 VS. LVA 8/22/23	FGM	7 AT GSV 9/4/25	FGM	2 VS. CHI 5/9/26
FGA	13 VS. LVA 8/22/23	FGA	11 2 TIMES (@ SEA, 7/22/25)	FGA	3 VS. CHI 5/9/26
3FGM	2 5 TIMES (VS. GSV, 8/24/25)	3FGM	2 3 TIMES (VS. GSV, 8/24/25)	3FGM	--
3FGA	4 AT NYL 6/13/23	3FGA	3 5 TIMES (@ GSV, 9/4/25)	3FGA	--
FTM	6 2 TIMES (VS. IND, 6/21/24)	FTM	5 VS. WAS 8/10/25	FTM	--
FTA	7 2 TIMES (VS. WAS, 8/10/25)	FTA	7 VS. WAS 8/10/25	FTA	--
OREB	3 VS. CON 8/27/25	OREB	3 VS. CON 8/27/25	OREB	--
DREB	10 VS. SEA 8/22/25	DREB	10 VS. SEA 8/22/25	DREB	--
TREB	10 VS. SEA 8/22/25	TREB	10 VS. SEA 8/22/25	TREB	--
ASTS	9 AT CON 6/15/23	ASTS	7 AT GSV 9/4/25	ASTS	--
STLS	3 3 TIMES (@ GSV, 9/4/25)	STLS	3 2 TIMES (@ GSV, 9/4/25)	STLS	--
BLKS	3 2 TIMES (@ GSV, 9/4/25)	BLKS	3 2 TIMES (@ GSV, 9/4/25)	BLKS	--
MINS	39 VS. NYL 6/23/24	MINS	34 AT GSV 9/4/25	MINS	7 VS. CHI 5/9/26



# PORTLAND FIRE PLAYER PROFILES



## 2025 GAME-BY-GAME REGULAR SEASON STATISTICS ( PHX / DAL )

DATE	OPP	P/S	MIN	FG	FGA	FG%	3PM	3PA	3P%	FT	FTA	FT%	OR	DR	TOT	A	ST	BS	TO	PF	+/-	PTS	W/L	SCORE		
06/01/25	AT LAS	P	3:45	1	1	1.000	0	0	.000	0	0	.000	0	0	0	1	0	0	0	2	-2	2	W	86-80		
06/03/25	AT MIN	P	15:29	1	4	.250	0	1	.000	0	0	.000	0	1	1	0	1	0	0	0	-7	2	L	66-88		
06/05/25	GSV	P	14:07	2	4	.500	1	1	1.000	0	0	.000	1	2	3	1	0	1	0	1	4	5	W	86-77		
06/07/25	SEA	P	14:27	0	3	.000	0	0	.000	0	0	.000	1	3	4	2	0	0	2	1	7	0	L	77-89		
WENT FROM PHX TO DAL. (DID NOT PLAY)																										
06/17/25	GSV																						W	80-71		
06/20/25	AT CON	P	3:28	0	0	.000	0	0	.000	0	0	.000	0	1	1	0	0	0	0	1	2	0	W	86-83		
06/22/25	AT WAS																						L	88-91 (OT)		
06/24/25	ATL																						W	68-55		
06/27/25	IND																						L	86-94		
06/28/25	WAS	P	20:32	4	7	.571	0	1	.000	0	0	.000	1	6	7	2	0	0	0	2	23	8	W	79-71		
07/09/25	AT CHI	P	15:00	2	4	.500	0	1	.000	0	0	.000	0	0	0	1	1	0	0	1	-11	4	L	76-87		
07/13/25	AT IND	P	15:14	2	3	.667	0	0	.000	1	2	.500	0	1	1	0	0	2	1	4	-2	5	L	83-102		
07/16/25	LVA	P	19:28	6	11	.545	0	0	.000	0	0	.000	1	4	5	4	3	0	2	2	9	12	L	86-90		
07/22/25	AT SEA	P	30:36	5	11	.455	0	1	.000	0	0	.000	0	6	6	6	2	3	1	0	25	10	W	87-63		
07/25/25	AT GSV	P	27:47	3	8	.375	1	1	1.000	3	5	.600	0	4	4	3	2	1	2	3	-13	10	L	76-86		
07/27/25	LVA	P	29:42	5	8	.625	2	2	1.000	3	3	1.000	0	3	3	3	0	1	3	2	2	15	L	80-106		
07/28/25	NYL	S	26:29	3	8	.375	0	2	.000	2	2	1.000	2	1	3	2	1	0	4	2	9	8	W	92-82		
07/30/25	ATL	S	31:23	5	8	.625	2	3	.667	0	0	.000	1	2	3	3	1	0	1	4	-4	12	L	86-88		
08/01/25	IND	S	23:02	3	7	.429	0	1	.000	1	1	1.000	0	0	0	1	0	2	2	4	-4	7	L	78-88		
08/05/25	AT NYL	S	29:40	5	10	.500	1	3	.333	0	1	.000	1	3	4	1	0	1	2	6	-15	11	L	76-85		
08/08/25	NYL	S	17:57	1	8	.125	0	2	.000	2	2	1.000	1	1	2	2	0	0	3	2	-21	4	L	77-88		
08/10/25	WAS	S	25:41	3	9	.333	0	1	.000	5	7	.714	1	3	4	1	0	1	2	4	-11	11	L	78-91		
08/12/25	AT IND	S	16:42	2	7	.286	0	2	.000	1	2	.500	2	2	4	1	0	0	1	2	-6	5	W	81-80		
08/15/25	LAS	S	21:18	2	7	.286	0	1	.000	0	0	.000	1	1	2	4	0	2	1	2	-12	4	L	96-97		
08/17/25	AT LVA	S	20:06	3	4	.750	1	1	1.000	0	0	.000	0	5	5	2	0	0	1	4	-13	7	L	87-106		
08/20/25	AT LAS	S	15:15	1	5	.200	1	2	.500	0	0	.000	0	4	4	1	2	0	3	3	-2	3	L	80-81		
08/22/25	SEA	S	23:37	1	7	.143	0	3	.000	0	0	.000	0	10	10	2	0	0	3	1	-23	2	L	60-95		
08/24/25	GSV	S	18:09	6	9	.667	2	3	.667	1	4	.250	1	2	3	1	1	2	0	1	-11	15	L	81-90		
08/27/25	CON	S	27:39	6	9	.667	0	1	.000	0	0	.000	3	3	6	5	1	0	2	2	-11	12	L	95-101		
08/29/25	AT ATL																						L	78-100		
09/01/25	AT MIN																						L	71-96		
INACTIVE - INJURY NWT - INJURY																										
09/04/25	AT GSV	S	34:13	7	10	.700	1	3	.333	3	3	1.000	1	4	5	7	3	3	3	2	4	18	L	80-84		
09/07/25	AT LAS	S	30:36	3	9	.333	0	2	.000	0	1	.000	0	6	6	5	2	1	6	4	-15	6	L	77-91		
09/11/25	PHX	S	22:18	3	7	.429	0	1	.000	0	2	.000	0	2	2	3	1	2	3	2	-7	6	W	97-76		
2025	TTL	28-16	594	85	188	.452	12	39	.308	22	35	.629	18	80	98	64	21	22	48	64	-105	204	10-24			
2025	AVG	--	21.2	3.0	6.7	--	0.4	1.4	--	0.8	1.2	--	0.6	2.9	3.5	2.3	0.8	0.8	1.7	2.3	-3.8	7.3	--	--		

## 2026 GAME-BY-GAME REGULAR SEASON STATISTICS ( POR )

DATE	OPP	P/S	MIN	FG	FGA	FG%	3PM	3PA	3P%	FT	FTA	FT%	OR	DR	TOT	A	ST	BS	TO	PF	+/-	PTS	W/L	SCORE	
05/09/26	CHI	P	6:30	2	3	.667	0	0	.000	0	0	.000	0	0	0	0	0	0	0	2	-10	4	L	83-98	
2026	TTL	1-0	7	2	3	.667	0	0	.000	0	0	.000	0	0	0	0	0	0	0	2	-10	4	0-1		
2026	AVG	--	6.5	2.0	3.0	--	0.0	0.0	--	0.0	0.0	--	0.0	0.0	0.0	0.0	0.0	0.0	0.0	2.0	-10.0	4.0	--	--	





# CARLA LEITE

Guard

Ht: 5-9  
 DOB: 4/16/2004  
 College: ESB Villeneuve-d'Ascq  
 Fire Season: 1  
 WNBA Season: 2

# 0

CARLA LEITE - WNBA REGULAR SEASON STATISTICS

SEASON	TEAM	GP	GS	MIN	FG	FGA	FG%	3PM	3PA	3P%	FT	FTA	FT%	OR	DR	TOT	A	ST	TO	BS	PTS	PPG
2025	GSV	37	6	637	86	222	.387	13	75	.173	83	99	.838	9	39	48	75	26	57	3	268	7.2
2026	POR	1	1	29	3	11	.273	1	5	.200	11	12	.917	1	2	3	3	0	1	0	18	18.0
<b>TOTALS</b>		<b>38</b>	<b>7</b>	<b>666</b>	<b>89</b>	<b>233</b>	<b>.382</b>	<b>14</b>	<b>80</b>	<b>.175</b>	<b>94</b>	<b>111</b>	<b>.847</b>	<b>10</b>	<b>41</b>	<b>51</b>	<b>78</b>	<b>26</b>	<b>58</b>	<b>3</b>	<b>286</b>	<b>7.5</b>
<b>AVERAGE</b>		--	--	<b>17.5</b>	<b>2.3</b>	<b>6.1</b>	--	<b>0.4</b>	<b>2.1</b>	--	<b>2.5</b>	<b>2.9</b>	--	<b>0.3</b>	<b>1.1</b>	<b>1.3</b>	<b>2.1</b>	<b>0.7</b>	<b>1.5</b>	<b>0.1</b>	<b>7.5</b>	--

SINGLE-GAME HIGHS

<b>POINTS</b>	19 AT LOS ANGELES SPARKS, MAY 23, 2025 19 VS. WASHINGTON MYSTICS, AUG 30, 2025	<b>FREE THROWS ATTEMPTED</b>	12 VS. CHICAGO SKY, MAY 09, 2026 9 VS. WASHINGTON MYSTICS, AUG 30, 2025	<b>PLUS-MINUS</b>	29 VS. WASHINGTON MYSTICS, AUG 30, 2025 28 VS. DALLAS WINGS, SEP 04, 2025
<b>FIELD GOALS MADE</b>	7 AT LOS ANGELES SPARKS, MAY 23, 2025 6 AT LOS ANGELES SPARKS, JUN 09, 2025 ...2 MORE AT 6.	<b>OFFENSIVE REBOUNDS</b>	2 VS. WASHINGTON MYSTICS, MAY 21, 2025 2 AT LOS ANGELES SPARKS, JUN 09, 2025	<b>TURNOVERS</b>	4 VS. SEATTLE STORM, JUN 14, 2025 4 AT LAS VEGAS ACES, JUL 12, 2025 ...2 MORE AT 4.
<b>FIELD GOALS ATTEMPTED</b>	16 AT LOS ANGELES SPARKS, JUN 09, 2025 15 AT LAS VEGAS ACES, AUG 03, 2025	<b>DEFENSIVE REBOUNDS</b>	5 VS. PHOENIX MERCURY, JUL 14, 2025 3 AT LOS ANGELES SPARKS, JUN 09, 2025 ...2 MORE AT 3.	<b>PERSONAL FOULS</b>	4 VS. WASHINGTON MYSTICS, MAY 21, 2025 4 AT LOS ANGELES SPARKS, JUN 09, 2025 ...1 MORE AT 4.
<b>2-PT FIELD GOALS MADE</b>	6 AT LOS ANGELES SPARKS, JUN 09, 2025 6 VS. SEATTLE STORM, JUN 14, 2025 ...1 MORE AT 6.	<b>TOTAL REBOUNDS</b>	5 AT LOS ANGELES SPARKS, JUN 09, 2025 5 VS. PHOENIX MERCURY, JUL 14, 2025	<b>POINTS FAST BREAK</b>	10 AT LOS ANGELES SPARKS, MAY 23, 2025 4 VS. WASHINGTON MYSTICS, MAY 21, 2025 ...1 MORE AT 4.
<b>2-PT FIELD GOALS ATTEMPTED</b>	13 AT LAS VEGAS ACES, AUG 03, 2025 9 AT LOS ANGELES SPARKS, JUN 09, 2025 ...1 MORE AT 9.	<b>ASSISTS</b>	6 VS. WASHINGTON MYSTICS, AUG 30, 2025 5 VS. DALLAS WINGS, SEP 04, 2025	<b>OFFENSIVE FOULS</b>	1 VS. SEATTLE STORM, JUN 14, 2025
<b>3-PT FIELD GOALS MADE</b>	2 AT LOS ANGELES SPARKS, MAY 23, 2025 2 AT ATLANTA DREAM, JUL 29, 2025 ...1 MORE AT 2.	<b>STEALS</b>	4 VS. PHOENIX MERCURY, AUG 19, 2025 2 AT NEW YORK LIBERTY, MAY 27, 2025 ...2 MORE AT 2.	<b>FOULS DRAWN</b>	7 VS. CHICAGO SKY, MAY 09, 2026 6 VS. DALLAS WINGS, JUL 25, 2025
<b>3-PT FIELD GOALS ATTEMPTED</b>	7 AT LOS ANGELES SPARKS, JUN 09, 2025 6 VS. WASHINGTON MYSTICS, MAY 21, 2025	<b>BLOCKS</b>	1 AT DALLAS WINGS, JUN 17, 2025 1 AT SEATTLE STORM, JUL 16, 2025 ...2 MORE AT 1.		
<b>FREE THROWS MADE</b>	11 VS. CHICAGO SKY, MAY 09, 2026 8 VS. WASHINGTON MYSTICS, AUG 30, 2025	<b>MINUTES</b>	33:23 AT LAS VEGAS ACES, AUG 03, 2025 32:02 VS. SEATTLE STORM, JUN 14, 2025		

REG CAREER HIGHS		2025 REG HIGHS		2026 REG HIGHS	
PTS	19 2 TIMES (VS. WAS, 8/30/25)	PTS	19 2 TIMES (VS. WAS, 8/30/25)	PTS	18 VS. CHI 5/9/26
FGM	7 AT LAS 5/23/25	FGM	7 AT LAS 5/23/25	FGM	3 VS. CHI 5/9/26
FGA	16 AT LAS 6/9/25	FGA	16 AT LAS 6/9/25	FGA	11 VS. CHI 5/9/26
3FGM	2 3 TIMES (VS. PHX, 8/19/25)	3FGM	2 3 TIMES (VS. PHX, 8/19/25)	3FGM	1 VS. CHI 5/9/26
3FGA	7 AT LAS 6/9/25	3FGA	7 AT LAS 6/9/25	3FGA	5 VS. CHI 5/9/26
FTM	11 VS. CHI 5/9/26	FTM	8 VS. WAS 8/30/25	FTM	11 VS. CHI 5/9/26
FTA	12 VS. CHI 5/9/26	FTA	9 VS. WAS 8/30/25	FTA	12 VS. CHI 5/9/26
OREB	2 2 TIMES (@ LAS, 6/9/25)	OREB	2 2 TIMES (@ LAS, 6/9/25)	OREB	1 VS. CHI 5/9/26
DREB	5 VS. PHX 7/14/25	DREB	5 VS. PHX 7/14/25	DREB	2 VS. CHI 5/9/26
TREB	5 2 TIMES (VS. PHX, 7/14/25)	TREB	5 2 TIMES (VS. PHX, 7/14/25)	TREB	3 VS. CHI 5/9/26
ASTS	6 VS. WAS 8/30/25	ASTS	6 VS. WAS 8/30/25	ASTS	3 VS. CHI 5/9/26
STLS	4 VS. PHX 8/19/25	STLS	4 VS. PHX 8/19/25	STLS	--
BLKS	1 3 TIMES (@ CHI, 8/1/25)	BLKS	1 3 TIMES (@ CHI, 8/1/25)	BLKS	--
MINS	33 AT LVA 8/3/25	MINS	33 AT LVA 8/3/25	MINS	29 VS. CHI 5/9/26



# PORTLAND FIRE PLAYER PROFILES




## 2025 GAME-BY-GAME REGULAR SEASON STATISTICS ( GSV )

DATE	OPP	P/S	MIN	FG	FGA	FG%	3PM	3PA	3P%	FT	FTA	FT%	OR	DR	TOT	A	ST	BS	TO	PF	+/-	PTS	W/L	SCORE	
05/16/25	LAS	P	11:50	0	3	.000	0	3	.000	2	3	.667	0	1	1	1	0	0	3	2	9	2	L	67-84	
05/21/25	WAS	P	20:39	2	7	.286	1	6	.167	5	6	.833	2	0	2	3	0	0	0	4	17	10	W	76-74	
05/23/25	AT LAS	P	23:18	7	10	.700	2	2	1.000	3	4	.750	1	1	2	3	1	0	1	0	17	19	W	82-73	
05/27/25	AT NYL	P	18:27	1	7	.143	0	2	.000	2	2	1.000	0	2	2	1	2	0	2	3	-16	4	L	67-95	
05/29/25	AT NYL	P	8:16	1	3	.333	0	2	.000	0	0	.000	0	0	0	3	0	0	1	0	1	2	L	77-82	
06/01/25	MIN	P	3:19	0	2	.000	0	2	.000	0	0	.000	0	0	0	0	0	0	0	0	-9	0	L	75-86	
06/05/25	AT PHX	P	7:23	0	1	.000	0	0	.000	1	2	.500	0	0	0	1	1	0	0	2	0	-5	1	L	77-86
06/07/25	LVA	P	1:19	0	0	.000	0	0	.000	0	0	.000	0	0	0	0	0	0	0	0	0	0	W	95-68	
06/09/25	AT LAS	P	26:04	6	16	.375	0	7	.000	3	3	1.000	2	3	5	3	1	0	1	4	11	15	W	89-81 (OT)	
06/14/25	SEA	S	32:02	6	10	.600	0	2	.000	2	2	1.000	0	0	0	3	1	0	4	2	15	14	W	76-70	
06/17/25	AT DAL	S	27:22	2	6	.333	0	1	.000	4	4	1.000	0	2	2	4	1	1	3	4	2	8	L	71-80	
06/19/25	IND	S	19:43	4	7	.571	0	1	.000	0	0	.000	0	1	1	4	1	0	2	2	-6	8	W	88-77	
06/22/25	CON																						W	87-63	
06/25/25	NYL																						L	78-81	
06/27/25	CHI																						W	83-78	
06/29/25	SEA																						W	84-57	
07/05/25	AT MIN																						L	71-82	
07/07/25	AT ATL																						L	81-90	
07/09/25	AT IND	P	12:53	1	6	.167	0	5	.000	3	3	1.000	0	0	0	0	1	0	0	2	8	5	W	80-61	
07/12/25	AT LVA	P	15:01	2	6	.333	0	1	.000	2	2	1.000	0	0	0	2	1	0	4	1	-10	6	L	102-104	
07/14/25	PHX	P	15:29	2	8	.250	0	1	.000	2	2	1.000	0	5	5	1	0	0	1	2	5	6	L	77-78	
07/16/25	AT SEA	P	15:58	2	5	.400	1	3	.333	0	0	.000	0	0	0	2	0	1	1	2	4	5	L	58-67	
07/25/25	DAL	P	17:14	4	6	.667	0	1	.000	6	6	1.000	1	1	2	3	1	0	3	3	6	14	W	86-76	
07/27/25	AT CON	P	20:16	1	4	.250	0	3	.000	3	5	.600	0	1	1	1	1	0	0	1	-20	5	L	64-95	
07/29/25	AT ATL	P	17:59	4	6	.667	2	2	1.000	2	2	1.000	1	3	4	2	0	0	3	2	3	12	W	77-75	
07/31/25	AT WAS	P	13:40	1	4	.250	1	3	.333	1	2	.500	0	2	2	1	0	0	2	0	8	4	W	68-67	
08/01/25	AT CHI	S	21:36	4	11	.364	1	5	.200	2	2	1.000	0	1	1	1	1	1	1	0	-11	11	W	73-66	
08/03/25	AT LVA	S	33:23	5	15	.333	0	2	.000	4	4	1.000	0	2	2	3	1	0	1	1	-17	14	L	77-101	
08/06/25	LVA	P	23:31	4	12	.333	0	4	.000	3	3	1.000	0	3	3	2	2	0	4	3	3	11	L	72-78	
08/09/25	LAS	P	15:18	3	7	.429	1	1	1.000	2	3	.667	1	2	3	1	0	0	1	2	9	9	W	72-59	
08/11/25	CON	P	14:45	0	3	.000	0	1	.000	0	0	.000	0	0	0	1	1	0	0	1	3	0	W	74-57	
08/13/25	AT WAS	P	12:37	1	3	.333	1	2	.500	2	2	1.000	0	0	0	1	0	0	1	1	3	5	W	88-83	
08/15/25	AT CHI	P	19:11	1	3	.333	0	1	.000	5	5	1.000	0	1	1	1	1	0	1	2	26	7	W	90-59	
08/17/25	ATL	P	16:18	0	1	.000	0	1	.000	2	2	1.000	0	2	2	2	0	0	1	2	-13	2	L	63-79	
08/19/25	PHX	S	32:01	5	12	.417	2	3	.667	3	4	.750	0	1	1	3	4	0	1	1	0	15	L	91-98	
08/22/25	AT PHX	P	15:58	1	6	.167	0	2	.000	4	5	.800	0	1	1	3	1	0	0	1	-13	6	L	72-81	
08/24/25	AT DAL																						W	90-81	
08/30/25	WAS	P	19:11	5	5	1.000	1	1	1.000	8	9	.889	0	0	0	6	0	0	1	2	29	19	W	99-62	
08/31/25	IND	P	20:30	3	7	.429	0	0	.000	1	2	.500	0	2	2	1	1	0	2	2	8	7	W	75-63	
09/02/25	NYL	P	15:31	2	5	.400	0	1	.000	2	3	.667	0	0	0	3	0	0	4	0	-10	6	W	66-58	
09/04/25	DAL	P	22:06	6	8	.750	0	1	.000	3	5	.600	1	1	2	5	0	0	3	2	28	15	W	84-80	
09/06/25	MIN	P	8:55	0	2	.000	0	1	.000	0	0	.000	0	0	0	1	0	0	0	0	-9	0	L	72-78	
09/09/25	AT SEA	P	5:55	0	2	.000	0	1	.000	0	0	.000	0	0	0	1	2	0	2	0	-5	0	L	73-74	
09/11/25	AT MIN	P	12:07	0	3	.000	0	1	.000	1	2	.500	0	1	1	2	0	0	1	1	0	1	L	53-72	
2025	TTL	37-6	637	86	222	.387	13	75	.173	83	99	.838	9	39	48	75	26	3	57	55	71	268	23-21		
2025	AVG	--	17.2	2.3	6.0	--	0.4	2.0	--	2.2	2.7	--	0.2	1.1	1.3	2.0	0.7	0.1	1.5	1.5	1.9	7.2	--	--	

## 2026 GAME-BY-GAME REGULAR SEASON STATISTICS ( POR )

DATE	OPP	P/S	MIN	FG	FGA	FG%	3PM	3PA	3P%	FT	FTA	FT%	OR	DR	TOT	A	ST	BS	TO	PF	+/-	PTS	W/L	SCORE
05/09/26	CHI	S	28:31	3	11	.273	1	5	.200	11	12	.917	1	2	3	3	0	0	1	3	-2	18	L	83-98
2026	TTL	1-1	29	3	11	.273	1	5	.200	11	12	.917	1	2	3	3	0	0	1	3	-2	18	0-1	
2026	AVG	--	28.5	3.0	11.0	--	1.0	5.0	--	11.0	12.0	--	1.0	2.0	3.0	3.0	0.0	0.0	1.0	3.0	-2.0	18.0	--	--





# TEJA OBLAK

Guard

Ht: 5-8  
DOB: 12/20/1990  
College: Galatasaray  
Fire Season: 1  
WNBA Season: 1



# 7





# NYADIEW PUOCH

Forward

Ht: 6-3  
 DOB: 6/23/2004  
 College: UC Capitals  
 Fire Season: 1  
 WNBA Season: 1

# 13

### NYADIEW PUOCH - WNBA REGULAR SEASON STATISTICS

SEASON	TEAM	GP	GS	MIN	FG	FGA	FG%	3PM	3PA	3P%	FT	FTA	FT%	OR	DR	TOT	A	ST	TO	BS	PTS	PPG
2026	POR	1	1	17	2	3	.667	1	1	1.000	0	0	.000	1	0	1	2	3	0	0	5	5.0
TOTALS		1	1	17	2	3	.667	1	1	1.000	0	0	.000	1	0	1	2	3	0	0	5	5.0
AVERAGE		--	--	16.8	2.0	3.0	--	1.0	1.0	--	0.0	0.0	--	1.0	0.0	1.0	2.0	3.0	0.0	0.0	5.0	--

### SINGLE-GAME HIGHS

POINTS	5 VS. CHICAGO SKY, MAY 09, 2026	3-PT FIELD GOALS MADE	1 VS. CHICAGO SKY, MAY 09, 2026	STEALS	3 VS. CHICAGO SKY, MAY 09, 2026
FIELD GOALS MADE	2 VS. CHICAGO SKY, MAY 09, 2026	3-PT FIELD GOALS ATTEMPTED	1 VS. CHICAGO SKY, MAY 09, 2026	MINUTES	16:45 VS. CHICAGO SKY, MAY 09, 2026
FIELD GOALS ATTEMPTED	3 VS. CHICAGO SKY, MAY 09, 2026	OFFENSIVE REBOUNDS	1 VS. CHICAGO SKY, MAY 09, 2026	FOULS DRAWN	1 VS. CHICAGO SKY, MAY 09, 2026
2-PT FIELD GOALS MADE	1 VS. CHICAGO SKY, MAY 09, 2026	TOTAL REBOUNDS	1 VS. CHICAGO SKY, MAY 09, 2026		
2-PT FIELD GOALS ATTEMPTED	2 VS. CHICAGO SKY, MAY 09, 2026	ASSISTS	2 VS. CHICAGO SKY, MAY 09, 2026		

### REG CAREER HIGHS

PTS	5 VS. CHI 5/9/26
FGM	2 VS. CHI 5/9/26
FGA	3 VS. CHI 5/9/26
3FGM	1 VS. CHI 5/9/26
3FGA	1 VS. CHI 5/9/26
FTM	--
FTA	--
OREB	1 VS. CHI 5/9/26
DREB	--
TREB	1 VS. CHI 5/9/26
ASTS	2 VS. CHI 5/9/26
STLS	3 VS. CHI 5/9/26
BLKS	--
MINS	17 VS. CHI 5/9/26

### 2026 REG HIGHS

PTS	5 VS. CHI 5/9/26
FGM	2 VS. CHI 5/9/26
FGA	3 VS. CHI 5/9/26
3FGM	1 VS. CHI 5/9/26
3FGA	1 VS. CHI 5/9/26
FTM	--
FTA	--
OREB	1 VS. CHI 5/9/26
DREB	--
TREB	1 VS. CHI 5/9/26
ASTS	2 VS. CHI 5/9/26
STLS	3 VS. CHI 5/9/26
BLKS	--
MINS	17 VS. CHI 5/9/26

### 2026 GAME-BY-GAME REGULAR SEASON STATISTICS (POR)

DATE	OPP	P/S	MIN	FG	FGA	FG%	3PM	3PA	3P%	FT	FTA	FT%	OR	DR	TOT	A	ST	BS	TO	PF	+/-	PTS	W/L	SCORE
05/09/26	CHI	S	16:45	2	3	.667	1	1	1.000	0	0	.000	1	0	1	2	3	0	0	0	-1	5	L	83-98
2026	TTL	1-1	17	2	3	.667	1	1	1.000	0	0	.000	1	0	1	2	3	0	0	0	-1	5	0-1	--
2026	AVG	--	16.8	2.0	3.0	--	1.0	1.0	--	0.0	0.0	--	1.0	0.0	1.0	2.0	3.0	0.0	0.0	0.0	-1.0	5.0	--	--





# KARLIE SAMUELSON

Guard

Ht: 6-0  
 DOB: 5/10/1995  
 College: Stanford  
 Fire Season: 1  
 WNBA Season: 8

# 44

### KARLIE SAMUELSON - WNBA REGULAR SEASON STATISTICS

SEASON	TEAM	GP	GS	MIN	FG	FGA	FG%	3PM	3PA	3P%	FT	FTA	FT%	OR	DR	TOT	A	ST	TO	BS	PTS	PPG
2018	LAS	20	0	84	7	18	.389	5	16	.313	0	0	.000	2	8	10	6	2	3	5	19	1.0
2019	LAS	3	0	36	1	7	.143	1	6	.167	0	0	.000	0	2	2	3	0	0	0	3	1.0
WENT FROM LAS TO DAL.																						
2019	DAL	4	0	48	2	7	.286	2	6	.333	0	0	.000	1	1	2	2	3	0	1	6	1.5
2019	TOT	7	0	83	3	14	.214	3	12	.250	0	0	.000	1	3	4	5	3	0	1	9	1.3
2021	LAS	11	3	174	13	34	.382	11	23	.478	5	7	.714	3	22	25	9	7	5	0	42	3.8
WENT FROM LAS TO SEA.																						
2021	SEA	3	0	32	3	10	.300	1	8	.125	2	2	1.000	0	1	1	2	0	3	0	9	3.0
2021	TOT	14	3	205	16	44	.364	12	31	.387	7	9	.778	3	23	26	11	7	8	0	51	3.6
2022	PHO	1	0	10	1	3	.333	1	3	.333	0	0	.000	0	3	3	1	0	1	0	3	3.0
2023	LAS	34	23	888	82	177	.463	49	115	.426	48	51	.941	11	90	101	68	22	30	3	261	7.7
2024	WAS	29	19	712	79	193	.409	49	123	.398	36	39	.923	15	59	74	62	27	25	1	243	8.4
2025	MIN	16	4	228	14	42	.333	12	34	.353	13	14	.929	3	17	20	17	6	11	1	53	3.3
2026	POR	0	0	0	0	0	0	0	0	0	0	0	0	0	0	0	0	0	0	0	0	0.0
<b>TOTALS</b>		<b>121</b>	<b>49</b>	<b>2,211</b>	<b>202</b>	<b>491</b>	<b>.411</b>	<b>131</b>	<b>334</b>	<b>.392</b>	<b>104</b>	<b>113</b>	<b>.920</b>	<b>35</b>	<b>203</b>	<b>238</b>	<b>170</b>	<b>67</b>	<b>78</b>	<b>11</b>	<b>639</b>	<b>5.3</b>
<b>AVERAGE</b>		--	--	<b>18.3</b>	<b>1.7</b>	<b>4.1</b>	--	<b>1.1</b>	<b>2.8</b>	--	<b>0.9</b>	<b>0.9</b>	--	<b>0.3</b>	<b>1.7</b>	<b>2.0</b>	<b>1.4</b>	<b>0.6</b>	<b>0.6</b>	<b>0.1</b>	<b>5.3</b>	--

### SINGLE-GAME HIGHS

<b>POINTS</b>	19 AT PHOENIX MERCURY, SEP 05, 2024 18 AT CONNECTICUT SUN, MAY 17, 2024	<b>FREE THROWS ATTEMPTED</b>	7 VS. PHOENIX MERCURY, MAY 19, 2023 5 AT SEATTLE STORM, JUL 07, 2021 ...3 MORE AT 5.	<b>PLUS-MINUS</b>	22 VS. PHOENIX MERCURY, MAY 19, 2023 22 AT CHICAGO SKY, SEP 11, 2024
<b>FIELD GOALS MADE</b>	6 AT CONNECTICUT SUN, MAY 17, 2024 6 AT INDIANA FEVER, JUN 19, 2024 ...1 MORE AT 6.	<b>OFFENSIVE REBOUNDS</b>	3 VS. CHICAGO SKY, AUG 29, 2023 3 AT CONNECTICUT SUN, JUN 04, 2024	<b>TURNOVERS</b>	4 VS. CHICAGO SKY, JUN 14, 2024 3 VS. LAS VEGAS ACES, JUL 12, 2023 ...3 MORE AT 3.
<b>FIELD GOALS ATTEMPTED</b>	12 VS. DALLAS WINGS, JUN 22, 2024 10 VS. CHICAGO SKY, AUG 29, 2023 ...4 MORE AT 10.	<b>DEFENSIVE REBOUNDS</b>	6 AT SEATTLE STORM, JUL 07, 2021 6 AT LAS VEGAS ACES, MAY 27, 2023 ...4 MORE AT 6.	<b>PERSONAL FOULS</b>	6 VS. MINNESOTA LYNX, JUN 16, 2023 6 AT NEW YORK LIBERTY, JUN 09, 2024
<b>2-PT FIELD GOALS MADE</b>	4 VS. CONNECTICUT SUN, JUN 18, 2023 4 AT SEATTLE STORM, MAY 25, 2024	<b>TOTAL REBOUNDS</b>	9 VS. CHICAGO SKY, AUG 29, 2023 7 AT LAS VEGAS ACES, MAY 27, 2023	<b>POINTS FAST BREAK</b>	9 AT CHICAGO SKY, JUN 28, 2023 6 VS. LAS VEGAS ACES, MAY 25, 2023 ...1 MORE AT 6.
<b>2-PT FIELD GOALS ATTEMPTED</b>	7 VS. DALLAS WINGS, JUN 22, 2024 6 AT LOS ANGELES SPARKS, MAY 21, 2024 ...1 MORE AT 6.	<b>ASSISTS</b>	6 VS. LAS VEGAS ACES, JUL 12, 2023 5 AT INDIANA FEVER, JUN 19, 2024 ...1 MORE AT 5.	<b>OFFENSIVE FOULS</b>	1 VS. WASHINGTON MYSTICS, SEP 07, 2021 1 AT MINNESOTA LYNX, JUN 11, 2023 ...4 MORE AT 1.
<b>3-PT FIELD GOALS MADE</b>	5 AT PHOENIX MERCURY, SEP 05, 2024 4 VS. DALLAS WINGS, JUN 25, 2023 ...1 MORE AT 4.	<b>STEALS</b>	3 VS. MINNESOTA LYNX, JUL 11, 2021 3 AT MINNESOTA LYNX, JUN 11, 2023 ...4 MORE AT 3.	<b>FOULS DRAWN</b>	5 VS. MINNESOTA LYNX, JUN 20, 2023 5 VS. SEATTLE STORM, MAY 19, 2024 ...1 MORE AT 5.
<b>3-PT FIELD GOALS ATTEMPTED</b>	9 VS. INDIANA FEVER, JUN 07, 2024 7 AT CONNECTICUT SUN, AUG 27, 2023 ...2 MORE AT 7.	<b>BLOCKS</b>	2 AT INDIANA FEVER, MAY 22, 2018 2 AT MINNESOTA LYNX, JUL 05, 2018		
<b>FREE THROWS MADE</b>	7 VS. PHOENIX MERCURY, MAY 19, 2023 5 AT INDIANA FEVER, AUG 08, 2023 ...2 MORE AT 5.	<b>MINUTES</b>	35:43 VS. MINNESOTA LYNX, JUN 20, 2023 35:25 VS. WASHINGTON MYSTICS, SEP 03, 2023		

REG CAREER HIGHS		2025 REG HIGHS		2026 REG HIGHS	
PTS	19 AT PHO 9/5/24	PTS	9 2 TIMES (VS. PHX, 6/3/25)	PTS	--
FGM	6 3 TIMES (@ PHO, 9/5/24)	FGM	3 VS. PHX 6/3/25	FGM	--
FGA	12 VS. DAL 6/22/24	FGA	5 2 TIMES (VS. SEA, 5/27/25)	FGA	--
3FGM	5 AT PHO 9/5/24	3FGM	3 VS. PHX 6/3/25	3FGM	--
3FGA	9 VS. IND 6/7/24	3FGA	5 VS. SEA 5/27/25	3FGA	--
FTM	7 VS. PHO 5/19/23	FTM	4 VS. CON 5/23/25	FTM	--
FTA	7 VS. PHO 5/19/23	FTA	4 VS. CON 5/23/25	FTA	--
OREB	3 2 TIMES (@ CON, 6/4/24)	OREB	1 3 TIMES (@ ATL, 6/27/25)	OREB	--
DREB	6 6 TIMES (@ ATL, 6/11/24)	DREB	5 VS. DAL 5/21/25	DREB	--
TREB	9 VS. CHI 8/29/23	TREB	5 VS. DAL 5/21/25	TREB	--
ASTS	6 VS. LVA 7/12/23	ASTS	4 VS. LAS 6/14/25	ASTS	--
STLS	3 6 TIMES (@ CHI, 9/11/24)	STLS	2 VS. LAS 6/14/25	STLS	--
BLKS	2 2 TIMES (@ MIN, 7/5/18)	BLKS	1 VS. LAS 6/14/25	BLKS	--
MINS	36 VS. MIN 6/20/23	MINS	28 AT LAS 5/18/25	MINS	--





2025 GAME-BY-GAME REGULAR SEASON STATISTICS ( MIN )

DATE	OPP	P/S	MIN	FG	FBA	FG%	3PM	3PA	3P%	FT	FTA	FT%	OR	DR	TOT	A	ST	BS	TO	PF	+/-	PTS	W/L	SCORE
05/16/25	AT DAL	S	25:09	2	5	.400	1	3	.333	0	0	.000	0	3	3	3	0	0	0	0	14	5	W	99-84
05/18/25	AT LAS	S	28:23	1	4	.250	1	4	.250	3	3	1.000	0	1	1	3	0	0	2	5	13	6	W	89-75
05/21/25	DAL	S	17:49	2	4	.500	2	3	.667	3	3	1.000	0	5	5	0	0	0	1	4	-3	9	W	85-81
05/23/25	CON	S	22:36	1	2	.500	1	2	.500	4	4	1.000	1	2	3	3	1	0	3	3	8	7	W	76-70
05/27/25	SEA	P	10:25	1	5	.200	1	5	.200	1	1	1.000	0	1	1	1	0	0	0	3	-5	4	W	82-77
05/30/25	AT PHX	P	13:52	0	4	.000	0	3	.000	1	1	1.000	0	1	1	1	0	0	1	1	6	1	W	74-71
06/01/25	AT GSV	P	12:49	1	4	.250	1	3	.333	0	0	.000	0	1	1	1	0	0	0	2	3	3	W	86-75
06/03/25	PHX	P	15:27	3	3	1.000	3	3	1.000	0	0	.000	0	0	0	0	1	0	1	1	14	9	W	88-65
06/08/25	AT DAL	P	8:01	0	1	.000	0	1	.000	0	0	.000	0	0	0	0	0	0	0	2	-12	0	W	81-65
06/11/25	AT SEA	P	6:59	1	2	.500	0	1	.000	0	0	.000	0	0	0	1	1	0	0	5	2	L	84-94	
06/14/25	LAS	P	20:07	0	3	.000	0	1	.000	0	0	.000	0	0	0	4	2	1	1	1	9	0	W	101-78
06/17/25	LVA	P	3:59	0	0	.000	0	0	.000	0	0	.000	0	0	0	0	1	0	0	0	-1	0	W	76-62
06/21/25	LAS	P	15:04	0	1	.000	0	1	.000	1	2	.500	1	3	4	0	0	0	2	1	9	1	W	82-66
06/24/25	AT WAS	P	8:27	0	0	.000	0	0	.000	0	0	.000	0	0	0	0	0	0	0	1	-8	0	L	64-68
06/27/25	AT ATL	P	15:19	2	4	.500	2	4	.500	0	0	.000	1	0	1	0	0	0	0	1	9	6	W	96-92 (OT)
06/29/25	CON	P	3:19	0	0	.000	0	0	.000	0	0	.000	0	0	0	0	0	0	0	1	4	0	W	102-63
07/03/25	WAS											DND - INJURY											W	92-75
07/05/25	GSV											DND - INJURY											W	82-71
07/06/25	CHI											DND - INJURY											W	80-75
07/09/25	AT PHX											DND - INJURY											L	71-79
07/10/25	AT LAS											NWT - INJURY											W	91-82
07/12/25	AT CHI											NWT - INJURY											L	81-87
07/14/25	AT CHI											NWT - INJURY											W	91-78
07/16/25	PHX											NWT - INJURY											W	79-66
07/22/25	CHI											[DID NOT PLAY]											W	91-68
07/25/25	LVA											DND - INJURY											W	109-78
07/27/25	ATL											DND - INJURY											L	86-90
07/30/25	NYL											DND - INJURY											W	100-93
08/02/25	AT LVA											DND - INJURY											W	111-58
2025	TTL	16-4	228	14	42	.333	12	34	.353	13	14	.929	3	17	20	17	6	1	11	26	65	53	24-5	
2025	AVG	--	14.2	0.9	2.6	--	0.8	2.1	--	0.8	0.9	--	0.2	1.1	1.2	1.1	0.4	0.1	0.7	1.6	4.1	3.3	--	--

2026 GAME-BY-GAME REGULAR SEASON STATISTICS ( POR )

DATE	OPP	P/S	MIN	FG	FBA	FG%	3PM	3PA	3P%	FT	FTA	FT%	OR	DR	TOT	A	ST	BS	TO	PF	+/-	PTS	W/L	SCORE	
05/09/26	CHI											INACTIVE - INJURY											L	83-98	
2026	TTL	0-0	0	0	0	.000	0	0	.000	0	0	.000	0	0	0	0	0	0	0	0	0	0	0	0-1	
2026	AVG	--	0.0	0.0	0.0	--	0.0	0.0	--	0.0	0.0	--	0.0	0.0	0.0	0.0	0.0	0.0	0.0	0.0	0.0	0.0	--	--	





# KAMIAH SMALLS

Guard

Ht: 5-10  
 DOB: 4/17/1998  
 College: James Madison  
 Fire Season: 1  
 WNBA Season: 4



# 8

KAMIAH SMALLS - WNBA REGULAR SEASON STATISTICS

SEASON	TEAM	GP	GS	MIN	FG	FGA	FG%	3PM	3PA	3P%	FT	FTA	FT%	OR	DR	TOT	A	ST	TO	BS	PTS	PPG
2020	IND	7	0	100	9	20	.450	7	12	.583	2	2	1.000	5	3	8	14	1	2	1	27	3.9
2022	MIN	3	0	34	2	8	.250	0	4	.000	0	0	.000	0	5	5	6	4	4	0	4	1.3
2025	ATL	3	0	3	0	0	.000	0	0	.000	0	0	.000	0	0	0	0	0	0	0	0	0.0
2026	POR	0	0	0	0	0	0	0	0	0	0	0	0	0	0	0	0	0	0	0	0	0.0
<b>TOTALS</b>		<b>13</b>	<b>0</b>	<b>137</b>	<b>11</b>	<b>28</b>	<b>.393</b>	<b>7</b>	<b>16</b>	<b>.438</b>	<b>2</b>	<b>2</b>	<b>1.000</b>	<b>5</b>	<b>8</b>	<b>13</b>	<b>20</b>	<b>5</b>	<b>6</b>	<b>1</b>	<b>31</b>	<b>2.4</b>
<b>AVERAGE</b>		--	--	<b>10.5</b>	<b>0.8</b>	<b>2.2</b>	--	<b>0.5</b>	<b>1.2</b>	--	<b>0.2</b>	<b>0.2</b>	--	<b>0.4</b>	<b>0.6</b>	<b>1.0</b>	<b>1.5</b>	<b>0.4</b>	<b>0.5</b>	<b>0.1</b>	<b>2.4</b>	--

SINGLE-GAME HIGHS

<b>POINTS</b>	13 VS. CHICAGO SKY, AUG 31, 2020 3 AT ATLANTA DREAM, SEP 01, 2020 ...3 MORE AT 3.	<b>FREE THROWS MADE</b>	2 VS. CHICAGO SKY, AUG 31, 2020	<b>BLOCKS</b>	1 VS. NEW YORK LIBERTY, SEP 10, 2020
<b>FIELD GOALS MADE</b>	4 VS. CHICAGO SKY, AUG 31, 2020 1 AT ATLANTA DREAM, SEP 01, 2020 ...6 MORE AT 1.	<b>FREE THROWS ATTEMPTED</b>	2 VS. CHICAGO SKY, AUG 31, 2020	<b>MINUTES</b>	21:50 VS. MINNESOTA LYNX, SEP 12, 2020 20:36 AT PHOENIX MERCURY, SEP 03, 2020
<b>FIELD GOALS ATTEMPTED</b>	5 VS. MINNESOTA LYNX, SEP 12, 2020 4 VS. CHICAGO SKY, AUG 31, 2020 ...1 MORE AT 4.	<b>OFFENSIVE REBOUNDS</b>	2 VS. CHICAGO SKY, AUG 31, 2020 1 AT ATLANTA DREAM, SEP 01, 2020 ...2 MORE AT 1.	<b>PLUS-MINUS</b>	8 VS. NEW YORK LIBERTY, SEP 10, 2020 3 AT PHOENIX MERCURY, SEP 03, 2020 ...1 MORE AT 3.
<b>2-PT FIELD GOALS MADE</b>	1 VS. CHICAGO SKY, AUG 31, 2020 1 VS. NEW YORK LIBERTY, SEP 10, 2020 ...2 MORE AT 1.	<b>DEFENSIVE REBOUNDS</b>	3 AT NEW YORK LIBERTY, JUN 05, 2022 2 VS. CHICAGO SKY, AUG 31, 2020 ...1 MORE AT 2.	<b>TURNOVERS</b>	3 AT ATLANTA DREAM, JUN 01, 2022 1 VS. CONNECTICUT SUN, SEP 05, 2020 ...2 MORE AT 1.
<b>2-PT FIELD GOALS ATTEMPTED</b>	2 AT ATLANTA DREAM, SEP 01, 2020 2 VS. MINNESOTA LYNX, SEP 12, 2020 ...2 MORE AT 2.	<b>TOTAL REBOUNDS</b>	4 VS. CHICAGO SKY, AUG 31, 2020 3 AT NEW YORK LIBERTY, JUN 05, 2022 4 VS. MINNESOTA LYNX, SEP 12, 2020	<b>PERSONAL FOULS</b>	4 AT NEW YORK LIBERTY, JUN 07, 2022 2 AT NEW YORK LIBERTY, JUN 05, 2022
<b>3-PT FIELD GOALS MADE</b>	3 VS. CHICAGO SKY, AUG 31, 2020 1 AT ATLANTA DREAM, SEP 01, 2020 ...3 MORE AT 1.	<b>ASSISTS</b>	4 AT NEW YORK LIBERTY, JUN 07, 2022	<b>POINTS FAST BREAK</b>	2 AT NEW YORK LIBERTY, JUN 07, 2022
<b>3-PT FIELD GOALS ATTEMPTED</b>	3 VS. CHICAGO SKY, AUG 31, 2020 3 VS. MINNESOTA LYNX, SEP 12, 2020	<b>STEALS</b>	2 AT ATLANTA DREAM, JUN 01, 2022 2 AT NEW YORK LIBERTY, JUN 07, 2022	<b>FOULS DRAWN</b>	1 VS. CHICAGO SKY, AUG 31, 2020 1 VS. NEW YORK LIBERTY, SEP 10, 2020 ...1 MORE AT 1.

REG CAREER HIGHS		2025 REG HIGHS		2026 REG HIGHS	
PTS	13 VS. CHI 8/31/20	PTS	--	PTS	--
FGM	4 VS. CHI 8/31/20	FGM	--	FGM	--
FGA	5 VS. MIN 9/12/20	FGA	--	FGA	--
3FGM	3 VS. CHI 8/31/20	3FGM	--	3FGM	--
3FGA	3 2 TIMES (VS. MIN, 9/12/20)	3FGA	--	3FGA	--
FTM	2 VS. CHI 8/31/20	FTM	--	FTM	--
FTA	2 VS. CHI 8/31/20	FTA	--	FTA	--
OREB	2 VS. CHI 8/31/20	OREB	--	OREB	--
DREB	3 AT NYL 6/5/22	DREB	--	DREB	--
TREB	4 VS. CHI 8/31/20	TREB	--	TREB	--
ASTS	4 2 TIMES (@ NYL, 6/7/22)	ASTS	--	ASTS	--
STLS	2 2 TIMES (@ NYL, 6/7/22)	STLS	--	STLS	--
BLKS	1 VS. NYL 9/10/20	BLKS	--	BLKS	--
MINS	22 VS. MIN 9/12/20	MINS	1 VS. WAS 8/3/25	MINS	--



# PORTLAND FIRE PLAYER PROFILES



## 2025 GAME-BY-GAME REGULAR SEASON STATISTICS ( ATL )

DATE	OPP	P/S	MIN	FG	FGA	FG%	3PM	3PA	3P%	FT	FTA	FT%	OR	DR	TOT	A	ST	BS	TO	PF	+/-	PTS	W/L	SCORE
08/01/25	PHX	P	1:07	0	0	.000	0	0	.000	0	0	.000	0	0	0	0	0	0	0	0	2	0	W	95-72
08/03/25	WAS	P	1:17	0	0	.000	0	0	.000	0	0	.000	0	0	0	0	0	0	0	0	-3	0	W	99-83
08/07/25	AT CHI	P	1:00	0	0	.000	0	0	.000	0	0	.000	0	0	0	0	0	0	0	0	3	0	W	86-65
08/10/25	AT PHX																						W	74-66
(DID NOT PLAY)																								
2025	TTL	3-0	3	0	0	.000	0	0	.000	0	0	.000	0	0	0	0	0	0	0	0	2	0	4-0	
2025	AVG	--	1.1	0.0	0.0	--	0.0	0.0	--	0.0	0.0	--	0.0	0.0	0.0	0.0	0.0	0.0	0.0	0.0	0.7	0.0	--	--

## 2026 GAME-BY-GAME REGULAR SEASON STATISTICS ( POR )

DATE	OPP	P/S	MIN	FG	FGA	FG%	3PM	3PA	3P%	FT	FTA	FT%	OR	DR	TOT	A	ST	BS	TO	PF	+/-	PTS	W/L	SCORE
05/09/26	CHI																						L	83-98
(DID NOT PLAY)																								
2026	TTL	0-0	0	0	0	.000	0	0	.000	0	0	.000	0	0	0	0	0	0	0	0	0	0	0-1	
2026	AVG	--	0.0	0.0	0.0	--	0.0	0.0	--	0.0	0.0	--	0.0	0.0	0.0	0.0	0.0	0.0	0.0	0.0	0.0	0.0	--	--





# SUG SUTTON

Guard

Ht: 5-8  
 DOB: 12/17/1998  
 College: Texas  
 Fire Season: 1  
 WNBA Season: 6

# 1

### SUG SUTTON - WNBA REGULAR SEASON STATISTICS

SEASON	TEAM	GP	GS	MIN	FG	FGA	FG%	3PM	3PA	3P%	FT	FTA	FT%	OR	DR	TOT	A	ST	TO	BS	PTS	PPG
2020	WAS	12	0	113	12	33	.364	5	17	.294	5	7	.714	0	9	9	12	1	6	0	34	2.8
2023	PHO	40	12	1,051	126	327	.385	30	89	.337	46	57	.807	14	88	102	190	27	99	3	328	8.2
2024	PHO	22	0	328	22	72	.306	10	37	.270	9	13	.692	6	18	24	52	14	29	1	63	2.9
WENT FROM PHO TO WAS.																						
2024	WAS	7	0	51	2	7	.286	0	4	.000	0	0	.000	0	4	4	10	2	5	0	4	0.6
2024	TOT	29	0	379	24	79	.304	10	41	.244	9	13	.692	6	22	28	62	16	34	1	67	2.3
2025	WAS	43	43	1,122	119	282	.422	42	119	.353	37	48	.771	8	69	77	166	33	83	3	317	7.4
2026	POR	0	0	0	0	0	0	0	0	0	0	0	0	0	0	0	0	0	0	0	0	0.0
<b>TOTALS</b>		<b>124</b>	<b>55</b>	<b>2,665</b>	<b>281</b>	<b>721</b>	<b>.390</b>	<b>87</b>	<b>266</b>	<b>.327</b>	<b>97</b>	<b>125</b>	<b>.776</b>	<b>28</b>	<b>188</b>	<b>216</b>	<b>430</b>	<b>77</b>	<b>222</b>	<b>7</b>	<b>746</b>	<b>6.0</b>
<b>AVERAGE</b>		--	--	<b>21.5</b>	<b>2.3</b>	<b>5.8</b>	--	<b>0.7</b>	<b>2.1</b>	--	<b>0.8</b>	<b>1.0</b>	--	<b>0.2</b>	<b>1.5</b>	<b>1.7</b>	<b>3.5</b>	<b>0.6</b>	<b>1.8</b>	<b>0.1</b>	<b>6.0</b>	--

### SINGLE-GAME HIGHS

<b>POINTS</b>	21 VS. LAS VEGAS ACES, JUN 21, 2023 20 AT ATLANTA DREAM, AUG 29, 2023	<b>FREE THROWS ATTEMPTED</b>	6 AT DALLAS WINGS, JUN 09, 2023 6 AT ATLANTA DREAM, AUG 29, 2023 ...1 MORE AT 6.	<b>PLUS-MINUS</b>	20 VS. CHICAGO SKY, JUL 08, 2025 18 VS. CONNECTICUT SUN, JUN 08, 2025 ...1 MORE AT 18.
<b>FIELD GOALS MADE</b>	9 VS. LAS VEGAS ACES, JUN 21, 2023 7 VS. GOLDEN STATE VALKYRIES, AUG 13, 2025	<b>OFFENSIVE REBOUNDS</b>	2 AT CONNECTICUT SUN, AUG 31, 2023 2 VS. LOS ANGELES SPARKS, JUL 22, 2025	<b>TURNOVERS</b>	6 AT LAS VEGAS ACES, SEP 10, 2023 5 AT MINNESOTA LYNX, JUL 07, 2023 ...3 MORE AT 5.
<b>FIELD GOALS ATTEMPTED</b>	18 VS. LAS VEGAS ACES, SEP 08, 2023 16 VS. LAS VEGAS ACES, JUN 21, 2023	<b>DEFENSIVE REBOUNDS</b>	10 VS. LAS VEGAS ACES, SEP 08, 2023 6 VS. SEATTLE STORM, JUN 13, 2023 11 VS. LAS VEGAS ACES, SEP 08, 2023 6 VS. SEATTLE STORM, JUN 13, 2023 ...1 MORE AT 6.	<b>PERSONAL FOULS</b>	6 AT DALLAS WINGS, AUG 10, 2025 4 AT WASHINGTON MYSTICS, JUL 23, 2023
<b>2-PT FIELD GOALS MADE</b>	8 VS. LAS VEGAS ACES, JUN 21, 2023 6 VS. SEATTLE STORM, JUN 13, 2023 ...1 MORE AT 6.	<b>TOTAL REBOUNDS</b>	11 VS. LAS VEGAS ACES, SEP 08, 2023 6 VS. SEATTLE STORM, JUN 13, 2023 ...1 MORE AT 6.	<b>POINTS FAST BREAK</b>	6 VS. SEATTLE STORM, JUN 13, 2023 5 VS. CONNECTICUT SUN, JUN 08, 2025
<b>2-PT FIELD GOALS ATTEMPTED</b>	14 VS. LAS VEGAS ACES, SEP 08, 2023 13 AT DALLAS WINGS, JUN 09, 2023 ...1 MORE AT 13.	<b>ASSISTS</b>	11 VS. LAS VEGAS ACES, SEP 08, 2023 10 AT MINNESOTA LYNX, JUL 07, 2023	<b>OFFENSIVE FOULS</b>	1 AT INDIANA FEVER, JUN 11, 2023 1 AT NEW YORK LIBERTY, JUN 18, 2023 ...6 MORE AT 1.
<b>3-PT FIELD GOALS MADE</b>	4 AT LAS VEGAS ACES, SEP 10, 2023 3 AT ATLANTA DREAM, AUG 29, 2023 ...4 MORE AT 3.	<b>STEALS</b>	4 VS. MINNESOTA LYNX, JUN 24, 2025 3 AT WASHINGTON MYSTICS, JUL 23, 2023 ...2 MORE AT 3.	<b>TECHNICAL FOULS</b>	1 AT NEW YORK LIBERTY, MAY 29, 2024 1 AT LAS VEGAS ACES, JUN 26, 2025
<b>3-PT FIELD GOALS ATTEMPTED</b>	7 AT LAS VEGAS ACES, SEP 10, 2023 5 AT INDIANA FEVER, JUN 11, 2023 ...9 MORE AT 5.	<b>BLOCKS</b>	1 AT DALLAS WINGS, JUN 07, 2023 1 VS. MINNESOTA LYNX, JUL 01, 2023 ...5 MORE AT 1.	<b>FOULS DRAWN</b>	6 AT ATLANTA DREAM, AUG 29, 2023 5 VS. DALLAS WINGS, JUN 22, 2025
<b>FREE THROWS MADE</b>	6 AT DALLAS WINGS, JUN 09, 2023 5 VS. MINNESOTA LYNX, MAY 25, 2023 ...1 MORE AT 5.	<b>MINUTES</b>	40:00 AT LAS VEGAS ACES, JUN 26, 2025 39:07 VS. LAS VEGAS ACES, SEP 08, 2023		

REG CAREER HIGHS		2025 REG HIGHS		2026 REG HIGHS	
PTS	21 VS. LVA 6/21/23	PTS	17 2 TIMES (@ GSV, 8/30/25)	PTS	--
FGM	9 VS. LVA 6/21/23	FGM	7 VS. GSV 8/13/25	FGM	--
FGA	18 VS. LVA 9/8/23	FGA	12 VS. MIN 6/24/25	FGA	--
3FGM	4 AT LVA 9/10/23	3FGM	3 3 TIMES (@ GSV, 8/30/25)	3FGM	--
3FGA	7 AT LVA 9/10/23	3FGA	5 8 TIMES (@ GSV, 8/30/25)	3FGA	--
FTM	6 AT DAL 6/9/23	FTM	4 VS. DAL 6/22/25	FTM	--
FTA	6 3 TIMES (VS. DAL, 6/22/25)	FTA	6 VS. DAL 6/22/25	FTA	--
OREB	2 2 TIMES (VS. LAS, 7/22/25)	OREB	2 VS. LAS 7/22/25	OREB	--
DREB	10 VS. LVA 9/8/23	DREB	5 AT ATL 6/20/25	DREB	--
TREB	11 VS. LVA 9/8/23	TREB	5 AT ATL 6/20/25	TREB	--
ASTS	11 VS. LVA 9/8/23	ASTS	9 VS. SEA 8/24/25	ASTS	--
STLS	4 VS. MIN 6/24/25	STLS	4 VS. MIN 6/24/25	STLS	--
BLKS	1 7 TIMES (VS. NYL, 6/5/25)	BLKS	1 3 TIMES (VS. NYL, 6/5/25)	BLKS	--
MINS	40 AT LVA 6/26/25	MINS	40 AT LVA 6/26/25	MINS	--







# SERAH WILLIAMS

Forward

Ht: 6-4  
 DOB: 1/17/2004  
 College: UConn  
 Fire Season: 1  
 WNBA Season: 1

# 25

SERAH WILLIAMS - WNBA REGULAR SEASON STATISTICS

SEASON	TEAM	GP	GS	MIN	FG	FGA	FG%	3PM	3PA	3P%	FT	FTA	FT%	OR	DR	TOT	A	ST	TO	BS	PTS	PPG
2026	POR	1	0	8	0	3	.000	0	0	.000	0	0	.000	0	2	2	1	0	0	0	0	0.0
TOTALS		1	0	8	0	3	.000	0	0	.000	0	0	.000	0	2	2	1	0	0	0	0	0.0
AVERAGE		--	--	8.0	0.0	3.0	--	0.0	0.0	--	0.0	0.0	--	0.0	2.0	2.0	1.0	0.0	0.0	0.0	0.0	--

SINGLE-GAME HIGHS

FIELD GOALS ATTEMPTED  
 2-PT FIELD GOALS ATTEMPTED

3 VS. CHICAGO SKY, MAY 09, 2026  
 3 VS. CHICAGO SKY, MAY 09, 2026

DEFENSIVE REBOUNDS  
 TOTAL REBOUNDS

2 VS. CHICAGO SKY, MAY 09, 2026  
 2 VS. CHICAGO SKY, MAY 09, 2026

ASSISTS  
 MINUTES

1 VS. CHICAGO SKY, MAY 09, 2026  
 7:59 VS. CHICAGO SKY, MAY 09, 2026

REG CAREER HIGHS		2026 REG HIGHS	
PTS	--	PTS	--
FGM	--	FGM	--
FGA	3 VS. CHI 5/9/26	FGA	3 VS. CHI 5/9/26
3FGM	--	3FGM	--
3FGA	--	3FGA	--
FTM	--	FTM	--
FTA	--	FTA	--
OREB	--	OREB	--
DREB	2 VS. CHI 5/9/26	DREB	2 VS. CHI 5/9/26
TREB	2 VS. CHI 5/9/26	TREB	2 VS. CHI 5/9/26
ASTS	1 VS. CHI 5/9/26	ASTS	1 VS. CHI 5/9/26
STLS	--	STLS	--
BLKS	--	BLKS	--
MINS	8 VS. CHI 5/9/26	MINS	8 VS. CHI 5/9/26

2026 GAME-BY-GAME REGULAR SEASON STATISTICS ( POR )

DATE	OPP	P/S	MIN	FG	FGA	FG%	3PM	3PA	3P%	FT	FTA	FT%	OR	DR	TOT	A	ST	BS	TO	PF	+/-	PTS	W/L	SCORE
05/09/26	CHI	P	07:59	0	3	.000	0	0	.000	0	0	.000	0	2	2	1	0	0	0	0	-2	0	L	83-98
2026	TTL	1-0	8	0	3	.000	0	0	.000	0	0	.000	0	2	2	1	0	0	0	0	-2	0	0-1	--
2026	AVG	--	8.0	0.0	3.0	--	0.0	0.0	--	0.0	0.0	--	0.0	2.0	2.0	1.0	0.0	0.0	0.0	0.0	-2.0	0.0	--	--



# STARTING LINEUP



DATE	OPPONENT	FORWARD	FORWARD	CENTER	GUARD	GUARD	SCORE	W/L
05/09/2026	VS. CHICAGO	#21 EMILY ENGSTLER	#13 NYADIEW PUOCH	#15 LUISA GEISELSODER	#0 CARLA LEITE	#6 BRIDGET CARLETON	98-83	L
05/12/2026	NEW YORK	--	--	--	--	--	--	--
05/14/2026	NEW YORK	--	--	--	--	--	--	--
05/18/2026	CONNECTICUT	--	--	--	--	--	--	--
05/20/2026	AT INDIANA	--	--	--	--	--	--	--
05/23/2026	AT TORONTO	--	--	--	--	--	--	--
05/25/2026	AT NEW YORK	--	--	--	--	--	--	--
05/27/2026	CONNECTICUT	--	--	--	--	--	--	--
05/29/2026	ATLANTA	--	--	--	--	--	--	--
05/30/2026	INDIANA	--	--	--	--	--	--	--
06/02/2026	AT GOLDEN STATE	--	--	--	--	--	--	--
06/05/2026	PHOENIX	--	--	--	--	--	--	--
06/07/2026	AT LOS ANGELES	--	--	--	--	--	--	--
06/11/2026	LAS VEGAS	--	--	--	--	--	--	--
06/13/2026	DALLAS	--	--	--	--	--	--	--
06/15/2026	AT MINNESOTA	--	--	--	--	--	--	--
06/17/2026	SEATTLE	--	--	--	--	--	--	--
06/24/2026	AT CHICAGO	--	--	--	--	--	--	--
06/26/2026	AT CHICAGO	--	--	--	--	--	--	--
06/28/2026	AT WASHINGTON	--	--	--	--	--	--	--
07/04/2026	AT SEATTLE	--	--	--	--	--	--	--
07/09/2026	LAS VEGAS	--	--	--	--	--	--	--
07/11/2026	AT ATLANTA	--	--	--	--	--	--	--
07/14/2026	AT CONNECTICUT	--	--	--	--	--	--	--
07/16/2026	AT WASHINGTON	--	--	--	--	--	--	--
07/18/2026	AT MINNESOTA	--	--	--	--	--	--	--
07/22/2026	DALLAS	--	--	--	--	--	--	--
07/28/2026	AT LAS VEGAS	--	--	--	--	--	--	--
07/31/2026	INDIANA	--	--	--	--	--	--	--
08/02/2026	LOS ANGELES	--	--	--	--	--	--	--
08/06/2026	TORONTO	--	--	--	--	--	--	--
08/08/2026	SEATTLE	--	--	--	--	--	--	--
08/12/2026	MINNESOTA	--	--	--	--	--	--	--
08/14/2026	AT SEATTLE	--	--	--	--	--	--	--
08/16/2026	AT PHOENIX	--	--	--	--	--	--	--
08/21/2026	AT TORONTO	--	--	--	--	--	--	--
08/23/2026	WASHINGTON	--	--	--	--	--	--	--
08/25/2026	AT DALLAS	--	--	--	--	--	--	--
08/28/2026	AT ATLANTA	--	--	--	--	--	--	--
08/30/2026	GOLDEN STATE	--	--	--	--	--	--	--
09/17/2026	PHOENIX	--	--	--	--	--	--	--
09/18/2026	AT GOLDEN STATE	--	--	--	--	--	--	--
09/20/2026	AT LOS ANGELES	--	--	--	--	--	--	--
09/22/2026	GOLDEN STATE	--	--	--	--	--	--	--



# GAME-BY-GAME STATS - WITH OPPONENTS



2026 REGULAR SEASON GAME-BY-GAME STATS

DATE	GAME	W/L	FG	FGA	PCT	3FG	3FGA	PCT	FT	FTA	PCT	OR	DR	REB	AST	PF	ST	TO	BS	PTS
5/9	FIRE VS. SKY	L	29	71	0.408	6	17	0.353	26	34	0.765	3	21	24	22	17	4	11	8	83
5/12	FIRE VS. LIBERTY	--	--	--	--	--	--	--	--	--	--	--	--	--	--	--	--	--	--	--
5/14	FIRE VS. LIBERTY	--	--	--	--	--	--	--	--	--	--	--	--	--	--	--	--	--	--	--
5/18	FIRE VS. SUN	--	--	--	--	--	--	--	--	--	--	--	--	--	--	--	--	--	--	--
5/20	FIRE AT FEVER	--	--	--	--	--	--	--	--	--	--	--	--	--	--	--	--	--	--	--
5/23	FIRE AT TEMPO	--	--	--	--	--	--	--	--	--	--	--	--	--	--	--	--	--	--	--
5/25	FIRE AT LIBERTY	--	--	--	--	--	--	--	--	--	--	--	--	--	--	--	--	--	--	--
5/27	FIRE VS. SUN	--	--	--	--	--	--	--	--	--	--	--	--	--	--	--	--	--	--	--
5/29	FIRE VS. DREAM	--	--	--	--	--	--	--	--	--	--	--	--	--	--	--	--	--	--	--
5/30	FIRE VS. FEVER	--	--	--	--	--	--	--	--	--	--	--	--	--	--	--	--	--	--	--
6/2	FIRE AT VALKYRIES	--	--	--	--	--	--	--	--	--	--	--	--	--	--	--	--	--	--	--
6/5	FIRE VS. MERCURY	--	--	--	--	--	--	--	--	--	--	--	--	--	--	--	--	--	--	--
6/7	FIRE AT SPARKS	--	--	--	--	--	--	--	--	--	--	--	--	--	--	--	--	--	--	--
6/11	FIRE VS. ACES	--	--	--	--	--	--	--	--	--	--	--	--	--	--	--	--	--	--	--
6/13	FIRE VS. WINGS	--	--	--	--	--	--	--	--	--	--	--	--	--	--	--	--	--	--	--
6/15	FIRE AT LYNX	--	--	--	--	--	--	--	--	--	--	--	--	--	--	--	--	--	--	--
6/17	FIRE VS. STORM	--	--	--	--	--	--	--	--	--	--	--	--	--	--	--	--	--	--	--
6/24	FIRE AT SKY	--	--	--	--	--	--	--	--	--	--	--	--	--	--	--	--	--	--	--
6/26	FIRE AT SKY	--	--	--	--	--	--	--	--	--	--	--	--	--	--	--	--	--	--	--
6/28	FIRE AT MYSTICS	--	--	--	--	--	--	--	--	--	--	--	--	--	--	--	--	--	--	--
7/4	FIRE AT STORM	--	--	--	--	--	--	--	--	--	--	--	--	--	--	--	--	--	--	--
7/9	FIRE VS. ACES	--	--	--	--	--	--	--	--	--	--	--	--	--	--	--	--	--	--	--
7/11	FIRE AT DREAM	--	--	--	--	--	--	--	--	--	--	--	--	--	--	--	--	--	--	--
7/14	FIRE AT SUN	--	--	--	--	--	--	--	--	--	--	--	--	--	--	--	--	--	--	--
7/16	FIRE AT MYSTICS	--	--	--	--	--	--	--	--	--	--	--	--	--	--	--	--	--	--	--
7/18	FIRE AT LYNX	--	--	--	--	--	--	--	--	--	--	--	--	--	--	--	--	--	--	--
7/22	FIRE VS. WINGS	--	--	--	--	--	--	--	--	--	--	--	--	--	--	--	--	--	--	--
7/28	FIRE AT ACES	--	--	--	--	--	--	--	--	--	--	--	--	--	--	--	--	--	--	--
7/31	FIRE VS. FEVER	--	--	--	--	--	--	--	--	--	--	--	--	--	--	--	--	--	--	--
8/2	FIRE VS. SPARKS	--	--	--	--	--	--	--	--	--	--	--	--	--	--	--	--	--	--	--
8/6	FIRE VS. TEMPO	--	--	--	--	--	--	--	--	--	--	--	--	--	--	--	--	--	--	--
8/8	FIRE VS. STORM	--	--	--	--	--	--	--	--	--	--	--	--	--	--	--	--	--	--	--
8/12	FIRE VS. LYNX	--	--	--	--	--	--	--	--	--	--	--	--	--	--	--	--	--	--	--
8/14	FIRE AT STORM	--	--	--	--	--	--	--	--	--	--	--	--	--	--	--	--	--	--	--
8/16	FIRE AT MERCURY	--	--	--	--	--	--	--	--	--	--	--	--	--	--	--	--	--	--	--
8/21	FIRE AT TEMPO	--	--	--	--	--	--	--	--	--	--	--	--	--	--	--	--	--	--	--
8/23	FIRE VS. MYSTICS	--	--	--	--	--	--	--	--	--	--	--	--	--	--	--	--	--	--	--
8/25	FIRE AT WINGS	--	--	--	--	--	--	--	--	--	--	--	--	--	--	--	--	--	--	--
8/28	FIRE AT DREAM	--	--	--	--	--	--	--	--	--	--	--	--	--	--	--	--	--	--	--
8/30	FIRE VS. VALKYRIES	--	--	--	--	--	--	--	--	--	--	--	--	--	--	--	--	--	--	--
9/17	FIRE VS. MERCURY	--	--	--	--	--	--	--	--	--	--	--	--	--	--	--	--	--	--	--
9/18	FIRE AT VALKYRIES	--	--	--	--	--	--	--	--	--	--	--	--	--	--	--	--	--	--	--
9/20	FIRE AT SPARKS	--	--	--	--	--	--	--	--	--	--	--	--	--	--	--	--	--	--	--
9/22	FIRE VS. VALKYRIES	--	--	--	--	--	--	--	--	--	--	--	--	--	--	--	--	--	--	--
	TOTALS	1	29	71	0.408	9	29	0.310	16	20	0.800	3	21	24	20	24	6	8	7	83
	OPPONENTS	1	33	69	0.478	6	17	0.353	26	34	0.765	14	32	46	22	17	4	11	8	98



# GAME-BY-GAME STATS - WITH OPPONENTS



DATE	OPPONENT	H-R	W-L	SCORE			HOME RECORD	ROAD RECORD	TOTAL RECORD	FIRE		FIRE		FIRE		OPPONENT				
				POR	OPP	98				HI SCORER	PT	REBR	RB	HI ASSISTS	AST	HI SCORER	PT	ATTEND		
05/09/2026	SKY	H	L	83-98	0-1	0-0	0-1	C. LEITE	18	L. GEISELSÖDER	7	J. HARRISON/B. CARLETON	4	K. CARDOSO	22	19,335				
05/12/2026	LIBERTY	--	--	--	--	--	--	--	--	--	--	--	--	--	--	--	--	--	--	--
05/14/2026	LIBERTY	--	--	--	--	--	--	--	--	--	--	--	--	--	--	--	--	--	--	--
05/18/2026	SUN	--	--	--	--	--	--	--	--	--	--	--	--	--	--	--	--	--	--	--
05/20/2026	AT FEVER	--	--	--	--	--	--	--	--	--	--	--	--	--	--	--	--	--	--	--
05/23/2026	AT TEMPO	--	--	--	--	--	--	--	--	--	--	--	--	--	--	--	--	--	--	--
05/25/2026	AT LIBERTY	--	--	--	--	--	--	--	--	--	--	--	--	--	--	--	--	--	--	--
05/27/2026	SUN	--	--	--	--	--	--	--	--	--	--	--	--	--	--	--	--	--	--	--
05/29/2026	DREAM	--	--	--	--	--	--	--	--	--	--	--	--	--	--	--	--	--	--	--
05/30/2026	FEVER	--	--	--	--	--	--	--	--	--	--	--	--	--	--	--	--	--	--	--
06/02/2026	AT VALKYRIES	--	--	--	--	--	--	--	--	--	--	--	--	--	--	--	--	--	--	--
06/05/2026	MERCURY	--	--	--	--	--	--	--	--	--	--	--	--	--	--	--	--	--	--	--
06/07/2026	AT SPARKS	--	--	--	--	--	--	--	--	--	--	--	--	--	--	--	--	--	--	--
06/11/2026	ACES	--	--	--	--	--	--	--	--	--	--	--	--	--	--	--	--	--	--	--
06/13/2026	WINGS	--	--	--	--	--	--	--	--	--	--	--	--	--	--	--	--	--	--	--
06/15/2026	AT LYNX	--	--	--	--	--	--	--	--	--	--	--	--	--	--	--	--	--	--	--
06/17/2026	STORM	--	--	--	--	--	--	--	--	--	--	--	--	--	--	--	--	--	--	--
06/24/2026	AT SKY	--	--	--	--	--	--	--	--	--	--	--	--	--	--	--	--	--	--	--
06/26/2026	AT SKY	--	--	--	--	--	--	--	--	--	--	--	--	--	--	--	--	--	--	--
06/28/2026	AT MYSTICS	--	--	--	--	--	--	--	--	--	--	--	--	--	--	--	--	--	--	--
07/04/2026	AT STORM	--	--	--	--	--	--	--	--	--	--	--	--	--	--	--	--	--	--	--
07/09/2026	ACES	--	--	--	--	--	--	--	--	--	--	--	--	--	--	--	--	--	--	--
07/11/2026	AT DREAM	--	--	--	--	--	--	--	--	--	--	--	--	--	--	--	--	--	--	--
07/14/2026	AT SUN	--	--	--	--	--	--	--	--	--	--	--	--	--	--	--	--	--	--	--
07/16/2026	AT MYSTICS	--	--	--	--	--	--	--	--	--	--	--	--	--	--	--	--	--	--	--
07/18/2026	AT LYNX	--	--	--	--	--	--	--	--	--	--	--	--	--	--	--	--	--	--	--
07/22/2026	WINGS	--	--	--	--	--	--	--	--	--	--	--	--	--	--	--	--	--	--	--
07/28/2026	AT ACES	--	--	--	--	--	--	--	--	--	--	--	--	--	--	--	--	--	--	--
07/31/2026	FEVER	--	--	--	--	--	--	--	--	--	--	--	--	--	--	--	--	--	--	--
08/02/2026	SPARKS	--	--	--	--	--	--	--	--	--	--	--	--	--	--	--	--	--	--	--
08/06/2026	TEMPO	--	--	--	--	--	--	--	--	--	--	--	--	--	--	--	--	--	--	--
08/08/2026	STORM	--	--	--	--	--	--	--	--	--	--	--	--	--	--	--	--	--	--	--
08/12/2026	LYNX	--	--	--	--	--	--	--	--	--	--	--	--	--	--	--	--	--	--	--
08/14/2026	AT STORM	--	--	--	--	--	--	--	--	--	--	--	--	--	--	--	--	--	--	--
08/16/2026	AT MERCURY	--	--	--	--	--	--	--	--	--	--	--	--	--	--	--	--	--	--	--
08/21/2026	AT TEMPO	--	--	--	--	--	--	--	--	--	--	--	--	--	--	--	--	--	--	--
08/23/2026	MYSTICS	--	--	--	--	--	--	--	--	--	--	--	--	--	--	--	--	--	--	--
08/25/2026	AT WINGS	--	--	--	--	--	--	--	--	--	--	--	--	--	--	--	--	--	--	--
08/28/2026	AT DREAM	--	--	--	--	--	--	--	--	--	--	--	--	--	--	--	--	--	--	--
08/30/2026	VALKYRIES	--	--	--	--	--	--	--	--	--	--	--	--	--	--	--	--	--	--	--
09/17/2026	MERCURY	--	--	--	--	--	--	--	--	--	--	--	--	--	--	--	--	--	--	--
09/18/2026	AT VALKYRIES	--	--	--	--	--	--	--	--	--	--	--	--	--	--	--	--	--	--	--
09/20/2026	AT SPARKS	--	--	--	--	--	--	--	--	--	--	--	--	--	--	--	--	--	--	--
09/22/2026	VALKYRIES	--	--	--	--	--	--	--	--	--	--	--	--	--	--	--	--	--	--	--



# GAME-BY-GAME STATS - WITH OPPONENTS



FIRE RECORD WHEN...	OVERALL	HOME	ROAD	NUMBER OF TIMES RECORDING	POINTS					REB	AST	BLK	STL	3+	DD	TD
					10+	20+	30+	40+	10+							
OUTREBOUNDING OPPONENT	0-0	0-0	0-0	SARAH ASHLEE BARKER	1	--	--	--	--	--	--	--	--	--	--	--
OUTREBOUNDING BY OPPONENT	0-1	0-1	0-0	FRIEDA BÜHNER	--	--	--	--	--	--	--	--	--	--	--	--
TIED IN REBOUNDING	0-0	0-0	0-0	BRIDGET CARLETON	1	--	--	--	--	--	--	--	--	--	--	--
SHOOTING BETTER THAN OPPONENT	0-0	0-0	0-0	EMILY ENGSTLER	--	--	--	--	--	--	1	--	--	--	--	--
SHOOTING WORSE THAN OPPONENT	0-1	0-1	0-0	LUISA GEISELSÖDER	--	--	--	--	--	--	--	--	--	--	--	--
SHOOTING SAME THAN OPPONENT	0-0	0-0	0-0	MEGAN GUSTAFSON	1	--	--	--	--	--	--	--	--	--	--	--
MORE FTM THAN OPPONENT	0-0	0-0	0-0	JORDAN HARRISON	--	--	--	--	--	--	--	--	--	--	--	--
LESS FTM THAN OPPONENT	0-1	0-1	0-0	HALEY JONES	--	--	--	--	--	--	--	--	--	--	--	--
SAME FTM THAN OPPONENT	0-0	0-0	0-0	CARLA LEITE	1	--	--	--	--	--	--	--	--	--	--	--
MORE 3FGM THAN OPPONENT	0-1	0-1	0-0	TEJA OBLAK	--	--	--	--	--	--	--	1	--	--	--	--
LESS 3FGM THAN OPPONENT	0-0	0-0	0-0	NYADIEW PUOCH	--	--	--	--	--	--	--	--	--	--	--	--
SAME 3FGM THAN OPPONENT	0-0	0-0	0-0	KARLIE SAMUELSON	--	--	--	--	--	--	--	--	--	--	--	--
MORE ASSISTS THAN OPPONENT	0-0	0-0	0-0	KAMIAH SMALLS	--	--	--	--	--	--	--	--	--	--	--	--
LESS ASSISTS THAN OPPONENT	0-1	0-1	0-0	SUG SUTTON	--	--	--	--	--	--	--	--	--	--	--	--
SAME ASSISTS THAN OPPONENT	0-0	0-0	0-0	SERAH WILLIAMS	--	--	--	--	--	--	--	--	--	--	--	--
MORE TURNOVERS THAN OPPONENT	0-0	0-0	0-0	NUMBER OF TIMES LEADING TEAM IN... (INCLUDES TIES)												
LESS TURNOVERS THAN OPPONENT	0-1	0-1	0-0	SARAH ASHLEE BARKER	--	--	--	--	--	--	--	--	--	--	--	--
SAME TURNOVERS THAN OPPONENT	0-0	0-0	0-0	FRIEDA BÜHNER	--	--	--	1	--	--	--	--	--	--	1	--
BENCH OUTSCORES OPPONENT BENCH	0-1	0-1	0-0	BRIDGET CARLETON	--	--	--	--	1	--	--	--	--	--	--	--
OPPONENT BENCH OUTSCORES FOR BENCH SCORING EQUAL	0-0	0-0	0-0	EMILY ENGSTLER	--	--	1	--	--	--	--	--	--	--	--	--
SCORING LESS THAN 80 POINTS	0-0	0-0	0-0	LUISA GEISELSÖDER	--	--	--	--	--	--	--	--	--	--	--	--
SCORING BETWEEN 80-89 POINTS	0-1	0-1	0-0	MEGAN GUSTAFSON	--	--	--	--	1	--	--	--	--	--	--	--
SCORING BETWEEN 90-99 POINTS	0-0	0-0	0-0	JORDAN HARRISON	--	--	--	--	--	1	--	--	--	--	--	--
SCORING BETWEEN 100-109 POINTS	0-0	0-0	0-0	HALEY JONES	--	--	--	--	--	--	--	--	--	--	--	--
SCORING 110 OR MORE POINTS	0-0	0-0	0-0	CARLA LEITE	1	--	--	--	--	--	--	--	--	--	--	--
OPPONENT SCORES LESS THAN 80	0-0	0-0	0-0	TEJA OBLAK	--	--	--	--	--	--	--	1	--	--	--	--
OPPONENT SCORES BETWEEN 80-89	0-0	0-0	0-0	NYADIEW PUOCH	--	--	--	--	--	--	--	--	--	--	--	--
OPPONENT SCORES BETWEEN 90-99	0-1	0-1	0-0	KARLIE SAMUELSON	--	--	--	--	--	--	--	--	--	--	--	--
OPPONENT SCORES BETWEEN 100-109	0-0	0-0	0-0	KAMIAH SMALLS	--	--	--	--	--	--	--	--	--	--	--	--
OPPONENT SCORES 110 OR MORE	0-0	0-0	0-0	SUG SUTTON	--	--	--	--	--	--	--	--	--	--	--	--
				SERAH WILLIAMS	--	--	--	--	--	--	--	--	--	--	--	--

STARTING LINEUPS							
LAST USED	GAME	FORWARD	FORWARD	CENTER	GUARD	GUARD	RECORD
5/9	VS. SKY	EMILY ENGSTLER	NYADIEW PUOCH	LUISA GEISELSÖDER	BRIDGET CARLETON	CARLA LEITE	0-1

GAMES MISSED DUE TO INJURIES/SUSPENSIONS			
NAME	INJURY/ILLNESS	DATES OUT	GAMES MISSED
KARLIE SAMUELSON	LEFT FOOT	5/9	1
SUG SUTTON	RIGHT KNEE	5/9	1
TOTAL GAMES MISSED			2

	PORTLAND FIRE	OPPONENTS
POINTS	18	22
POINTS IN A QUARTER	7	8
POINTS IN A HALF	12	12
FIELD GOALS	6	8
FIELD GOAL ATTEMPTS	11	15
FIELD GOAL PERCENTAGE	0.667	0.800
3-PT FIELD GOAL	3	2
3-PT FG ATTEMPTS	7	4
3-PT FG PERCENTAGE	1.000	1.000
FREE THROWS	11	8
FREE THROW ATTEMPTS	12	10
FREE THROW PERCENTAGE	1.000	1.000
OFFENSIVE REBOUNDS	1	8
DEFENSIVE REBOUNDS	6	9
TOTAL REBOUNDS	7	14
ASSISTS	4	7
STEALS	3	2
BLOCKS	3	3
MINUTES	30:22	35:44
POINTS IN PAINT	10	16
SECOND CHANCE POINTS	4	6
FAST BREAK POINTS	4	7
POINTS/1ST QTR.	7	7
POINTS/2ND QTR.	5	8
POINTS/3RD QTR.	6	6
POINTS/4TH QTR.	6	8
POINTS/1ST HALF	11	12



# GAME-BY-GAME STATS - WITH OPPONENTS



POINTS/2ND HALF

12 CARLA LEITE (3RD) VS. CHI 05/09/2026

11 KAMILLA CARDOSO (3RD) VS. CHI 05/09/2026

FIRE HIGHS	FIRE LOWS	CATEGORY	OPPONENTS HIGHS	OPPONENTS LOWS
83 VS. CHI 05/09/2026	83 VS. CHI 05/09/2026	POINTS	98 VS. CHI 05/09/2026	98 VS. CHI 05/09/2026
18 VS. CHI 05/09/2026	18 VS. CHI 05/09/2026	POINTS/1ST QTR.	19 VS. CHI 05/09/2026	19 VS. CHI 05/09/2026
19 VS. CHI 05/09/2026	19 VS. CHI 05/09/2026	POINTS/2ND QTR.	31 VS. CHI 05/09/2026	31 VS. CHI 05/09/2026
37 VS. CHI 05/09/2026	37 VS. CHI 05/09/2026	POINTS/1ST HALF	50 VS. CHI 05/09/2026	50 VS. CHI 05/09/2026
30 VS. CHI 05/09/2026	30 VS. CHI 05/09/2026	POINTS/3RD QTR.	18 VS. CHI 05/09/2026	18 VS. CHI 05/09/2026
16 VS. CHI 05/09/2026	16 VS. CHI 05/09/2026	POINTS/4TH QTR.	30 VS. CHI 05/09/2026	30 VS. CHI 05/09/2026
46 VS. CHI 05/09/2026	46 VS. CHI 05/09/2026	POINTS/2ND HALF	48 VS. CHI 05/09/2026	48 VS. CHI 05/09/2026
29 VS. CHI 05/09/2026	29 VS. CHI 05/09/2026	FIELD GOALS	33 VS. CHI 05/09/2026	33 VS. CHI 05/09/2026
71 VS. CHI 05/09/2026	71 VS. CHI 05/09/2026	FIELD GOAL ATTEMPTS	69 VS. CHI 05/09/2026	69 VS. CHI 05/09/2026
.408 VS. CHI 05/09/2026	.408 VS. CHI 05/09/2026	FIELD GOAL PERCENTAGE	.478 VS. CHI 05/09/2026	.478 VS. CHI 05/09/2026
9 VS. CHI 05/09/2026	9 VS. CHI 05/09/2026	3-PT FIELD GOAL	6 VS. CHI 05/09/2026	6 VS. CHI 05/09/2026
29 VS. CHI 05/09/2026	29 VS. CHI 05/09/2026	3-PT FG ATTEMPTS	17 VS. CHI 05/09/2026	17 VS. CHI 05/09/2026
.310 VS. CHI 05/09/2026	.310 VS. CHI 05/09/2026	3-PT FG PERCENTAGE	.353 VS. CHI 05/09/2026	.353 VS. CHI 05/09/2026
16 VS. CHI 05/09/2026	16 VS. CHI 05/09/2026	FREE THROWS	26 VS. CHI 05/09/2026	26 VS. CHI 05/09/2026
20 VS. CHI 05/09/2026	20 VS. CHI 05/09/2026	FREE THROW ATTEMPTS	34 VS. CHI 05/09/2026	34 VS. CHI 05/09/2026
.800 VS. CHI 05/09/2026	.800 VS. CHI 05/09/2026	FREE THROW PERCENTAGE	.765 VS. CHI 05/09/2026	.765 VS. CHI 05/09/2026
3 VS. CHI 05/09/2026	3 VS. CHI 05/09/2026	OFFENSIVE REBOUNDS	14 VS. CHI 05/09/2026	14 VS. CHI 05/09/2026
21 VS. CHI 05/09/2026	21 VS. CHI 05/09/2026	DEFENSIVE REBOUNDS	32 VS. CHI 05/09/2026	32 VS. CHI 05/09/2026
24 VS. CHI 05/09/2026	24 VS. CHI 05/09/2026	TOTAL REBOUNDS	46 VS. CHI 05/09/2026	46 VS. CHI 05/09/2026
20 VS. CHI 05/09/2026	20 VS. CHI 05/09/2026	ASSISTS	22 VS. CHI 05/09/2026	22 VS. CHI 05/09/2026
6 VS. CHI 05/09/2026	6 VS. CHI 05/09/2026	STEALS	4 VS. CHI 05/09/2026	4 VS. CHI 05/09/2026
23 VS. CHI 05/09/2026	23 VS. CHI 05/09/2026	TEAM FOULS	14 VS. CHI 05/09/2026	14 VS. CHI 05/09/2026
24 VS. CHI 05/09/2026	24 VS. CHI 05/09/2026	PERSONAL FOULS	17 VS. CHI 05/09/2026	17 VS. CHI 05/09/2026
8 VS. CHI 05/09/2026	8 VS. CHI 05/09/2026	TURNOVERS	11 VS. CHI 05/09/2026	11 VS. CHI 05/09/2026
7 VS. CHI 05/09/2026	7 VS. CHI 05/09/2026	BLOCKS	8 VS. CHI 05/09/2026	8 VS. CHI 05/09/2026
40 VS. CHI 05/09/2026	40 VS. CHI 05/09/2026	POINTS IN PAINT	48 VS. CHI 05/09/2026	48 VS. CHI 05/09/2026
6 VS. CHI 05/09/2026	6 VS. CHI 05/09/2026	SECOND CHANCE POINTS	15 VS. CHI 05/09/2026	15 VS. CHI 05/09/2026
9 VS. CHI 05/09/2026	9 VS. CHI 05/09/2026	FAST BREAK POINTS	12 VS. CHI 05/09/2026	12 VS. CHI 05/09/2026
3 VS. CHI 05/09/2026	3 VS. CHI 05/09/2026	BIGGEST LEAD	18 VS. CHI 05/09/2026	18 VS. CHI 05/09/2026
35 VS. CHI 05/09/2026	35 VS. CHI 05/09/2026	BENCH POINTS	13 VS. CHI 05/09/2026	13 VS. CHI 05/09/2026
12 VS. CHI 05/09/2026	12 VS. CHI 05/09/2026	POINTS OFF TURNOVERS	16 VS. CHI 05/09/2026	16 VS. CHI 05/09/2026

