



CONNECTICUT SUN GAME NOTES

2025 SCHEDULE

DATE	OPPONENT	TIME (ET)	TV/RES
5/18	WASHINGTON	1:00PM	L 90-85
5/20	LAS VEGAS	7:00PM	L 87-62
5/23	@ MINNESOTA	7:30PM	L 76-70
5/25	@ ATLANTA	3:00PM	L 79-55
5/27	DALLAS	7:00PM	L 109-87
5/30	@ INDIANA	7:30PM	W 85-83
6/1	@ NEW YORK	3:00PM	L 100-52
6/6	ATLANTA	7:30PM	W 84-76
6/8	@ WASHINGTON	3:00PM	L 104-67
6/15	CHICAGO	12:00PM	L 78-66
6/17	@ INDIANA	7:00PM	L 88-71
6/18	PHOENIX	7:00PM	L 83-75
6/20	DALLAS	7:30PM	L 86-83
6/22	@ GOLDEN STATE	8:30PM	L 87-63
6/25	@ LAS VEGAS	10:00PM	L 85-59
6/27	@ SEATTLE	10:00PM	L 97-81
6/29	@ MINNESOTA	7:00PM	L 102-63
7/6	LAS VEGAS	4:00PM	L 86-68
7/9	SEATTLE	11:00AM	W 93-83
7/11	@ SEATTLE	10:00PM	L 79-65
7/13	@ LOS ANGELES	6:00PM	L 92-88
7/15	INDIANA	8:00PM	L 85-77
7/24	LOS ANGELES	7:00PM	L 101-86
7/27	GOLDEN STATE	1:00PM	W 95-64
7/28	SEATTLE	7:00PM	L 101-85
8/1	NEW YORK	7:30PM	W 78-62
8/3	NEW YORK	1:00PM	L 87-78
8/5	@ PHOENIX	10:00PM	L 82-66
8/7	@ LOS ANGELES	10:00PM	L 102-91
8/10	@ LAS VEGAS	9:00PM	L 94-86
8/11	@ GOLDEN STATE	10:00PM	L 74-57
8/13	CHICAGO	7:00PM	W 71-62
8/17	INDIANA	1:00PM	L 99-93 (OT)
8/19	@ WASHINGTON	7:30PM	W 80-69
8/21	WASHINGTON	7:00PM	W 67-56
8/23	@ CHICAGO	4:00PM	W 94-84
8/25	@ NEW YORK	7:00PM	L 81-79
8/27	@ DALLAS	8:00PM	W 101-95
8/30	MINNESOTA	7:00PM	L 94-70
9/1	ATLANTA	1:00PM	L 93-76
9/3	@ CHICAGO	8:00PM	L 88-64
9/6	PHOENIX	1:00PM	NBC SB
9/8	@ ATLANTA	7:30PM	NBC SB
9/10	ATLANTA	7:00PM	NBC SB

INJURY & STATUS REPORT

Bria Hartley- OUT (right knee)
Aneesah Morrow- QUESTIONABLE (chest)
Olivia Nelson-Ododa- DOUBTFUL (back)

THE MATCH UP

CONNECTICUT SUN (10-31) AT ATLANTA DREAM (27-14)
SEPTEMBER 6, 2025 AT 8:00 PM ET/7:00 PM CT
MOHEGAN SUN ARENA | UNCASVILLE, CT
BROADCAST: NBC SPORTS BOSTON

LAST GAME'S STARTERS



#15 LINDSAY ALLEN G | 5-8 | 7 YRS NOTRE DAME

2025 AVERAGES: G/GS: 28/6 PPG: 2.3 RPG: 0.8 APG: 1.9 SPG: 0.4 BPG: 0.2 FG%: 41.8 MIN: 13.1
NOTES: Acquired in a trade with the Sky on February 4, 2025... originally drafted 14th overall in the 2017 WNBA Draft by the New York Liberty and has made stops with the Las Vegas Aces (2018, 2020), Indiana Fever (2021), and Minnesota Lynx (2022-2023) throughout her seven-year WNBA career... has also enjoyed a successful career overseas in countries including Australia, Poland and Turkey... played with Turkish club, Botas SK during the 2024-25 season and averaged 16.3 points, 3.4 rebounds and 5.9 assists per game... finished in double-figures nine times for the Sky during the 2024 regular season...dished out 5+ assists on 16 occasions for Chicago in 2024



#3 MARINA MABREY G | 5-11 | 6 YRS NOTRE DAME

2025 AVERAGES: G/GS: 32/31 PPG: 14.1 RPG: 4.3 APG: 3.9 SPG: 0.7 BPG: 0.3 FG%: 35.6 MIN: 31.2
NOTES: Leading the team in APG, 3PM and MPG...Missed nine games with a left knee injury...Acquired by the Sun on July 17, 2024 in a mid-season trade with the Chicago Sky...appeared in 16 regular season games and seven postseason games for the team... led the Sun in scoring on five occasions during the regular season... set a new career-high in rebounds (12) and blocks (3) and eclipsed 2,000 career-point in 2024... tied her career-high with six three-point field goals on two occasions (May 30 vs. Los Angeles- with Chicago, September 10 vs. Los Angeles- with Connecticut)... competed in the inaugural season of Unrivaled during the 2024-25 offseason with Team Phantom...



#47 LEILA LACAN G | 5-11 | R FRANCE

2025 AVERAGES: G/GS: 24/14 PPG: 10.2 RPG: 2.4 APG: 3.8 SPG: 2.3 BPG: 0.2 FG%: 47.8 MIN: 26.7
NOTES: Dished out a career-high 14 assists against Indiana on August 17...Leads all rookies with 2.3 SPG... Grabbed a career-high six steals on two occasions...Made her first career-start against Los Angeles on July 24...Notched a career-high 22 points against NYL on 8/25 and against DAL on 8/27...Drafted 10th overall by the Sun in the 2024 WNBA Draft...Joined the Sun in July 2025 after competing with the French National Team at 2025 EuroBasket Tournament...Averaged 5.5 points, 2.8 rebounds and 2.7 assists over six games, helping France to a fourth-place finish... Earned silver medal with 2024 French National Team at the Paris Olympics... Has played professionally in France since 2022: Angers 2022-24 and Basket Landes 2024-present...



#24 ANEESAH MORROW F | 6-1 | R LSU

2025 AVERAGES: G/GS: 38/20 PPG: 7.4 RPG: 6.4 APG: 0.5 SPG: 0.8 BPG: 0.5 FG%: 38.2 MIN: 18.2
NOTES: Made her first WNBA start on 6/22 at Golden State...Recorded a career-high 20 points against Seattle on June 27...has led the Sun in scoring on six occasions...Drafted 7th overall in the 2025 WNBA Draft by the Sun out of LSU... played her freshman and sophomore seasons at DePaul University before transferring to LSU for her last two seasons...during her senior season she led LSU with 18.7 points per game and led the NCAA with 13.5 rebounds per game, marking the second time in career doing so (13.8 rpg as a freshman in 2021-22)...set an LSU single season record with 1,211 minutes played in 2024-25... second all-time in double-doubles (104), third all-time in rebounds (1,714) and 25th all-time in scoring (2,852) in NCAA D1 history



#31 TINA CHARLES C | 6-4 | 13 YRS CONNECTICUT

2025 AVERAGES: G/GS: 40/39 PPG: 16.4 RPG: 5.9 APG: 1.7 SPG: 0.8 BPG: 0.4 FG%: 43.9 MIN: 28.5
NOTES: Moved into first all-time in FGM in WNBA history vs. CHI on 9/3...Named Eastern Player of the Week 8/18-24 for 33rd time in her career...Moved into 6th all-time in scoring in Sun history on August 3 vs. NYL...Hit 1,000 career-assists on 7/28 vs. GSV...Hit 8,000 career-points on 7/11 at SEA... Signed with the Sun as a free agent on February 2, 2025...drafted by CON with the No. 1 overall pick in the 2010 WNBA Draft... moved into 1st all-time in rebounds (4,014) and 2nd all-time in scoring (7,698) in WNBA history in 2024...8x WNBA All-Star...5x All-WNBA First Team...4x All-WNBA Second Team...2012 WNBA Most Valuable Player...2010 WNBA Rookie of the Year...3x Olympic Gold Medalist...2x NCAA National Champion

TEAM BREAKDOWN

	MPG	PPG	ORB	DRB	RPG	APG	SPG	BPG	FG%	3P%	FT%	TO	PF
SUN	40.1	76.0	8.5	23.0	31.6	17.6	8.0	3.7	41.4	30.5	79.6	13.1	20.0
OPPS	40.1	85.9	9.0	26.4	35.4	21.6	7.2	3.7	46.5	35.0	78.9	13.7	17.5

2025 SUN RECORD BREAKDOWN

	RECORD	HOME	AWAY	OVERTIME
OVERALL	10-31	6-14	4-17	0-1
EASTERN	7-12	4-6	3-6	0-1
WESTERN	3-19	2-8	1-11	0-0

2025 CONNECTICUT SUN ROSTER**ALPHABETICAL ROSTER**

NO.	NAME	POS	HT	DOB	EXP	COLLEGE/FROM
15	Lindsay Allen	G	5-8	3/20/95	7	Notre Dame/USA
31	Tina Charles	C	6-4	12/5/88	13	Connecticut/USA
8	Aaliyah Edwards	F	6-3	7/9/02	1	Connecticut/USA
14	Bria Hartley	G	5-9	9/30/92	9	Connecticut/USA
47	Leila Lacan	G	5-11	6/2/04	R	France
3	Marina Mabrey	G	5-11	9/14/96	6	Notre Dame/USA
13	Rayah Marshall	C	6-4	11/15/03	R	USC/USA
24	Aneesah Morrow	F	6-1	2/2/03	R	LSU/USA
10	Olivia Nelson-Ododa	C	6-5	8/17/00	3	Connecticut/USA
7	Haley Peters	F	6-3	9/17/92	3	Duke/USA
22	Saniya Rivers	G	6-1	3/4/03	R	NC State/USA
28	Migna Touré	G	6-0	12/19/94	R	France

NUMERICAL ROSTER

NO.	NAME	POS	HT	DOB	EXP	COLLEGE/FROM
3	Marina Mabrey	G	5-11	9/14/96	6	Notre Dame/USA
7	Haley Peters	F	6-3	9/17/92	3	Duke/USA
8	Aaliyah Edwards	F	6-3	7/9/02	1	Connecticut/USA
10	Olivia Nelson-Ododa	C	6-5	8/17/00	3	Connecticut/USA
13	Rayah Marshall	C	6-4	11/15/03	R	USC/USA
14	Bria Hartley	G	5-9	9/30/92	9	Connecticut/USA
15	Lindsay Allen	G	5-8	3/20/95	7	Notre Dame/USA
22	Saniya Rivers	G	6-1	3/4/03	R	NC State/USA
24	Aneesah Morrow	F	6-1	2/2/03	R	LSU/USA
28	Migna Touré	G	6-0	12/19/94	R	France
31	Tina Charles	C	6-4	12/5/88	13	Connecticut/USA
47	Leila Lacan	G	5-11	6/2/04	R	France

2025 CONNECTICUT SUN ROSTER

PLAYER PRONUNCIATION GUIDE

<u>PLAYER NAME</u>	<u>PRONUNCIATION GUIDE</u>
Lindsay Allen	Lindsay Allen
Tina Charles	[Tee-nuh] Charles
Aaliyah Edwards	[Uh-lee-uh] Edwards
Bria Hartley	[Bree-uh] [Hart-lee]
Leila Lacan	[Lay-la] [Luh-cahn]
Marina Mabrey	Marina [May-bree]
Rayah Marshall	[Raye-uh] Marshall
Aneesah Morrow	[ah-knee-sah] [more-oh]
Olivia Nelson-Ododa	Olivia Nelson-[uh-dough-duh]
Hayley Peters	[Hay-lee] Peters
Saniya Rivers	[suh-nye-uh] Rivers
Migna Touré	[Ming-yuh] [Tour-aye]

COACHING AND SUPPORT STAFF

<u>POSITION</u>	<u>NAME</u>	<u>PRONUNCIATION GUIDE</u>
General Manager	Morgan Tuck	
Chief Basketball Strategist	Darius Taylor	
Head Coach	Rachid Meziane	[Rah-sheed] [Mez-ee-on]
Associate Head Coach	Roneeka Hodges	[Ruh-knee-kah] [Hawd-jes]
Assistant Coach	Pascal Angillis	Pascal [ahn-gee-lease]
Assistant Coach	Ashlee McGee	Ashlee [Mc-ghee]
Head of Player Development	Chaz Franklin	
Player Development Coach	Bak Sawi	[Bock] [Sah-wee]
Player Development/Video Coordinator	Kevin Owens	
Manager of Basketball Operations	Kristina Beauchais	Kristina [Bow-shay]
Head Athletic Trainer	Ryan Newton	
Strength and Conditioning Coach	Analisse Rios	[ah-nah-lease] [ree-os]
Manager of Basketball Development	Kristen Mann	
Basketball Development Intern	Shavonte Zellous	[Sha-von-tay] [Zell-us]
Equipment Manager	Emily Fedor	Emily [Fuh-door]

PHOENIX MERCURY ROSTER

NO.	NAME	POS	HT	WT	DOB	EXP	FROM
0	Satou Sabally	F	6-4	175	April 25, 1998	5	Oregon
1	Lexi Held	G	5-10	150	December 28, 1999	R	DePaul
2	Kahleah Copper	G-F	6-1	165	August 28, 1999	9	Rutgers
4	Natasha Mack	F	6-3	182	November 3, 1997	2	Oklahoma State
8	Monique Akoa Makani	G	5-11	--	February 4, 2001	R	Cameroon
9	Kitija Laksa	G	6-1	--	May 21, 1996	R	South Florida
14	DeWanna Bonner	G-F	6-4	140	August 21, 1987	15	Auburn
21	Kalani Brown	C	6-7	245	March 21, 1997	5	Baylor
24	Kathryn Westbeld	F	6-3	--	January 29, 1996	R	Notre Dame
25	Alyssa Thomas	F	6-2	203	April 12, 1992	11	Maryland
33	Sami Whitcomb	G	5-10	149	July 20, 1988	8	Washington

Head Coach- Nate Tibbetts

Associate Head Coach- Kristi Toliver

Assistant Coaches- Michael Joiner, Megan Vogel

PHOENIX MERCURY LEADERS



POINTS

Satou Sabally
16.3 PPG
Forward



REBOUNDS

Alyssa Thomas
9.0 RPG
Forward



ASSISTS

Alyssa Thomas
9.2 APG
Forward

CONNECTICUT SUN VS. OPPONENT

All-Time Regular Season Series (streak): 33-26 (L2)

- Last Win: 9/13/24: 88-69 (@PHO)
- Last Loss: 8/5/25: 82-66 (@PHO)

Home (streak): 21-8 (L1)

- Last Win: 7/14/24: 96-69
- Last Loss: 6/18/25: 83-75

Away (streak): 12-18 (L1)

- Last Win: 9/13/24: 88-69
- Last Loss: 8/5/25: 82-66

Overtime: 2-2

Playoffs: 0-2

Regular Season Series History vs. Opponent:

Most points scored, CON (team):	109 (7/6/07)
Fewest points scored, CON (team):	58 (5/22/04)
Most points scored, PHO (team):	111 (7/6/07)
Fewest points scored, PHO (team):	47 (5/28/24)
Largest margin of victory:	+28 (8/20/17)
Largest margin of defeat:	-21 (6/18/08)
Most points scored, CON (ind):	32, DeWanna Bonner (9/9/20)
Most points scored, PHO (ind):	35, DeWanna Bonner (9/7/12)
	35, Diana Taurasi (6/16/06)

2025 REGULAR SEASON VS. OPPONENT

GAME	RESULT	CON LEADING SCORER	CON LEADING REB.	PHO LEADING SCORER	PHO LEADING REB.
6/18 vs. PHO	L, 83-75	Aneesah Morrow, 16	Olivia Nelson-Ododa, 14	Thomas/Held, 14	Satou Sabally, 15
8/5 @ PHO	L, 82-66	Marina Mabrey- 18	Tina Charles- 7	Satou Sabally- 23	Alyssa Thomas- 12
9/6 vs. PHO					

2024 REGULAR SEASON VS. OPPONENT

GAME	RESULT	CON LEADING SCORER	CON LEADING REB.	PHO LEADING SCORER	PHO LEADING REB.
5/28 vs. PHO	W, 70-47	DeWanna Bonner, 19	DiJonai Carrington, 10	Natasha Cloud, 9	Sophie Cunningham, 9
7/1 @ PHO	W, 83-72	Brionna Jones, 18	Alyssa Thomas, 12	Brittney Griner/ Kahleah Copper, 21	Kahleah Copper, 6
7/14 vs. PHO	W, 96-69	Rachel Banham, 24	DiJonai Carrington, 11	Kahleah Copper, 17	Brittney Griner, 9
9/13 @ PHO	W, 88-69	Brionna Jones, 20	DiJonai Carrington, 9 Brionna Jones, 9	Brittney Griner, 26	Brittney Griner, 9

THE LATEST ON THE SUN STORY LINES

LAST TIME OUT AGAINST THE MERCURY

Last time out against the Phoenix Mercury on August 5, the Sun fell 82-66 on the road in Phoenix. Marina Mabrey led Connecticut in the effort with 18 points, three rebounds and three assists, while Tina Charles added 16 points, seven rebounds and two blocks. Former Sun forward Alyssa Thomas finished with a triple-double, tallying 13 points, 12 rebounds and 12 assists for Phoenix. The Sun enter Saturday's contest with a 33-26 all-time regular season record against the Mercury, including a 21-8 regular season record when playing at home.

AALIYAH EDWARDS JOINS THE SUN

On August 7, the Sun acquired sophomore forward Aaliyah Edwards in a trade with the Washington Mystics. The Mystics acquired guard Jacy Sheldon, as well as the right to swap WAS's 2026 1st round pick (from MIN) for CON's 2026 1st round pick (from NY). Edwards, a former UConn standout, was drafted by the Mystics as the sixth pick overall in the 2024 WNBA Draft and averaged 7.0 points, 4.7 rebounds, and 1.0 assists on 18.5 minutes per game during her time in Washington. The Kingston, Ontario native has also represented her country at the international level, notably being the youngest member of the 2020 Canadian Olympic squad in Tokyo and making a second appearance in the 2024 Paris Olympics.

ROOKIE RECORDS

Sun rookie guards Leila Lacan and Saniya Rivers have been stepping it up for the team as the regular season comes to a close. On August 17 against the Fever, Lacan dished out a career-high 14 assists- marking the most assists for a rookie in a single game in franchise history. She also ties Alyssa Thomas (4 times) for second-most assists in a regular season game in Sun history. In the same game Rivers notched a career-high five blocks, joining Tina Charles and Elizabeth Williams as the only Sun rookie to record at least 5 blocks in a regular season game in franchise history. With five blocks in the game, she also became the fastest WNBA guard to reach 30 career blocks, doing so in 32 games.

MABREY RETURNS

Sixth-year guard **Marina Mabrey** returned to the court on July 24 against the Sparks for the Sun after missing the nine previous games with a left knee injury sustained on June 20 vs. Dallas. Mabrey finished with seven points in 25 minutes off the bench. Mabrey is currently leading the Sun in assists per game (3.9), three-point field goals made per game (2.0), minutes played per game (31.3) and free-throw percentage (88.2%).

WELCOME TO CT, MIGNA

On Monday, July 21, the Sun signed Mamignan "Migna" Touré to a seven-day contract. Touré, a native of Nevers, France, joins Connecticut after most recently competing alongside Sun rookie guard Leila Lacan at the 2025 FIBA Women's EuroBasket for the French Women's National Team. The 6-0 shooting guard averaged 9.7 points and 2.8 assists over six games during the tournament. Prior to the 2025 WNBA season, Touré signed a training camp contract with the Golden State Valkyries where she appeared in two preseason contests before being waived prior to the start of the regular season.

TINA LEADING THE WAY

14-year league veteran center Tina Charles is hitting major milestones and making her presence known this season for the Sun. On September 3 against Chicago, Charles moved into first all-time in field goals made in WNBA history, passing Diana Taurasi. Charles tied Rebekkah Brunson for first all-time in WNBA history in offensive rebounds on Thursday, July 24 vs. Los Angeles (1166). She also hit 8,000 points in her WNBA career on Friday, July 11 against Seattle and hit 1,000 assists against Golden State on July 28. She is now the only player in WNBA history with at least 8,000 points, 4,000 rebounds and 1,000 assists.

Charles has led the Sun in scoring in 20 of her 40 appearances this regular season, going for 20+ points 14 times this year. She has also reclaimed the spot for most double-doubles in Connecticut Sun franchise history, after Alyssa Thomas surpassed her original tally a season-ago. She now has 86 double-doubles in a Sun uniform and a league-best 200 in her career. In the Sun's 95-64 win over the Valkyries on Jul7 27, Charles recorded a +/- of +39. The stat marks the highest +/- for a player who did not play more than 19 minutes in the game in WNBA history. She finished with a team-high 24 points in just 18:41 minutes of action in the win.

MAKING STRIDES IN YEAR FOUR

Olivia Nelson-Ododa is making strides during her fourth year in the WNBA as one of two returners from the Sun's 2024 season squad. The 6-4 forward-center has started in 21 of her 37 contests played and is averaging career-bests of 8.2 points, 5.0 rebounds, 0.9 assists and a team-best 1.2 blocks per game. She also reached a new career-high with five blocks on 6/22 vs. Golden State. On June 29 at Minnesota, Nelson-Ododa eclipsed 100 blocks in her WNBA career, achieving the milestone in just 122 regular season games. She has also finished in double-digit scoring in 14 games this season, the most in her career.

THE LATEST ON THE SUN STORY LINES

BOSTON RECAP

In their final game prior to the WNBA All-Star Break on Tuesday, July 15, the Sun hosted their second-annual "Boston Game" at the historic TD Garden against the Indiana Fever. Connecticut fell in a close contest with Indiana, 85-77. The two teams played in front of a sold-out crowd, with 19,156 tickets sold, marking the third sell out of the 2025 season for the Sun, the third highest attendance to a WNBA game this season to date, and the second largest number of tickets sold to a Connecticut Sun game in the franchise's history. The Commonwealth of Massachusetts officially proclaimed July 15, 2025 to be 'WNBA Day in Boston' with Massachusetts Governor Maura Healey signing the official proclamation.

ROOKIES HEATING UP

Rookie forward and the Sun's 2025 No. 7 overall draft pick **Aneesah Morrow** has seen much improvement from the beginning of the 2025 season. Morrow has finished in double-digits ten times, led the team in scoring on seven occasions and has averaged 7.4 points and a team-best 6.4 rebounds in 18.2 minutes per game this season. She notched a career-high 20 points and 11 rebounds against Seattle on June 27 and followed up that performance with 16 points and 11 rebounds against Minnesota on June 29, recording her first two double-doubles in the WNBA. In the Sun's game against the New York Liberty on August 25, Morrow grabbed a career-high 15 rebounds, going for her eighth game this season with 10+ rebounds.

Rookie guard and the Sun's 2025 No. 8 overall pick **Saniya Rivers** has also been making strides through her first year in the pros. The 6-1 guard out of NC State has appeared in 38 contests for the Sun, starting in 23. Out of WNBA rookies this seasons, Rivers is currently 6th in points per game (8.5) and third in assists per game (2.6), third in steals per game (1.5) and first in blocks per game (0.9). She has led the team in steals on 18 occasions, blocks on 17 occasions and assists nine times. On May 24 against Minnesota, Rivers became the first rookie to record at least 11 points, 3 offensive rebounds, 3 assists, 3 steals and 2 blocks in a regular season contest since Nicky Anosike on July 24, 2008. Rivers has recorded a steal in 22 games this season, including five games with 3+ steals.

The Sun's 10th overall pick in the 2024 WNBA Draft, 21-year old French guard **Leila Lacan**, officially joined the Sun after being set active by the team on July 2, with the corresponding waive of rookie center Kariata

Diaby. Lacan has spent the last few seasons playing overseas in France, most recently helping the French National Team to a fourth-place finish at the 2025 FIBA EuroBasket Tournament in June, averaging 5.5 points, 2.8 rebounds, 2.7 assists, 1.0 steals and 0.5 blocks over six games. She made her WNBA debut on 7/6 vs. Las Vegas finishing with five points and one assist. She notched a career-high 22 points, along with three rebounds, three assists and two steals in 30 minutes played off the bench in the Sun's 81-79 loss to the Liberty on August 25. Lacan is currently averaging a team-best 2.3 steals per game, which is also good for first amongst WNBA rookies. She has also recorded three games with 5+ steals, the most amongst any WNBA player this season (tied with Gabby Williams).

THEME NIGHTS AHEAD

August closes with **Women of Inspiration Night** presented by Post University on Saturday, August 30 against the Minnesota Lynx. This night will be an opportunity for the Sun to honor exceptional women that have made strides and a difference in their fields and industries. September begins with **Throwback Night** on September 6 against the Phoenix Mercury. Keep an eye out for Sun Alumni, retro merchandise offerings and throwback concessions pricing. The Sun's final theme night is **Fan Appreciation Night** on September 10 against the Atlanta Dream. It will be a night to celebrate the dedicated Sun fans with giveaways, prizes, contests and a free t-shirt giveaway.

BIENVENUE RACHID MEZIANE

On December 4, 2024, the Connecticut Sun announced **Rachid Meziane** as the franchise's seventh head coach. Meziane, a native of Clermont-Ferrand, France, brings a wealth of basketball knowledge to Connecticut, having enjoyed great success as a head coach in the French women's basketball sphere, as well as a head coach for Belgium Women's Basketball in FIBA competition. Prior to joining the Sun, Meziane was the head coach for successful French women's basketball club, Villeneuve d'Ascq, where he most recently led the team to a Ligue Feminine de Basketball (LFB) Championship and a Euro-League runner up finish during the 2023-24 season.

Meziane has also found immense achievement on the international basketball stage, having served as the Belgium Women's Basketball National Team Head Coach since November 2022. Meziane led Belgium to it's first-ever FIBA European Women's Championship (EuroBasket) Gold Medal in 2023. Meziane also led the Belgian Women's National team to an impressive fourth place finish at the 2024 Paris Olympics, falling just short to Australia in the bronze medal game.

THE OPPONENT

SUN VS. OPPONENT LATEST BOX SCORE

WOMEN'S NATIONAL BASKETBALL ASSOCIATION

OFFICIAL SCORER'S REPORT
FINAL BOX

Tuesday, August 5, 2025 PHX Arena, Phoenix, AZ

Officials: #42 Roy Gulbeyan, #28 Clare Aubry, #40 Marcy Williams

Game Duration: 2:00

Attendance: 8083

VISITOR: Connecticut Sun (5-23)

	POS	MIN	FG	FGA	3P	3PA	FT	FTA	OR	DR	TOT	A	PF	ST	TO	BS	+/-	PTS
3 Marina Mabrey	F	29:52	7	18	2	7	2	2	2	1	3	3	1	0	4	0	-11	18
24 Aneesah Morrow	F	15:47	0	5	0	3	0	0	2	2	4	0	1	0	2	0	-12	0
31 Tina Charles	C	30:12	5	12	1	1	5	6	2	5	7	1	4	0	5	2	-21	16
47 Leïla Lacan	G	22:20	4	9	0	2	2	2	1	4	5	2	5	6	1	0	3	10
14 Bria Hartley	G	21:21	3	8	1	3	0	0	0	1	1	4	2	0	1	0	-21	7
22 Saniya Rivers		12:36	1	4	0	2	0	0	0	2	2	1	1	0	1	1	-19	2
4 Jacy Sheldon		21:23	2	6	1	4	2	2	1	3	4	2	2	1	0	0	-7	7
10 Olivia Nelson-Ododa		22:28	2	5	0	0	0	0	2	2	4	0	0	1	1	1	2	4
7 Haley Peters		11:33	0	2	0	1	0	0	2	2	4	1	0	1	1	0	-1	0
15 Lindsay Allen		05:10	0	0	0	0	0	0	0	0	0	1	0	0	0	0	6	0
28 Mamignan Touré		07:18	1	3	0	2	0	0	0	1	1	1	2	2	1	0	1	2
13 Rayah Marshall	DNP - Coach's Decision																	
		200:00	25	72	5	25	11	12	12	23	35	16	18	11	17	4	-16	66
			34.7%		20%		91.7%		TM REB: 4			TOT TO: 17 (26 PTS)						

HOME: PHOENIX MERCURY (18-11)

	POS	MIN	FG	FGA	3P	3PA	FT	FTA	OR	DR	TOT	A	PF	ST	TO	BS	+/-	PTS	
0 Satou Sabally	F	28:35	9	12	1	2	4	5	1	5	6	1	2	2	4	1	18	23	
25 Alyssa Thomas	F	31:37	3	7	0	0	7	8	2	10	12	12	3	3	4	0	20	13	
4 Natasha Mack	C	08:22	0	0	0	0	0	0	1	3	4	3	0	0	0	1	11	0	
2 Kahleah Copper	G	28:17	6	13	1	2	2	2	0	1	1	0	3	1	3	0	13	15	
8 Monique Akoa Makani	G	20:50	4	6	1	3	0	0	0	1	1	0	0	0	2	0	20	9	
1 Lexi Held		16:47	0	0	0	0	0	0	0	0	0	0	0	1	0	0	-5	0	
24 Kathryn Westbeld		11:32	0	5	0	1	1	2	2	2	4	0	2	1	1	0	0	1	
33 Sami Whitcomb		22:16	1	7	1	4	0	0	0	1	1	1	1	1	3	0	-3	3	
14 DeWanna Bonner		22:58	6	12	4	8	2	2	2	5	7	0	1	0	1	0	4	18	
21 Kalani Brown		08:46	0	2	0	0	0	0	0	3	3	0	0	0	0	0	2	0	
9 Kitija Laksa	DNP - Coach's Decision																		
			200:00	29	64	8	20	16	19	8	31	39	17	12	9	18	2	16	82
				45.3%		40%		84.2%			TM REB: 8						TOT TO: 20 (21 PTS)		

SCORE BY PERIOD	1	2	3	4	FINAL
Sun	6	22	20	18	66
MERCURY	26	18	20	18	82

Inactive: Sun -

Inactive: Mercury -

Points in the Paint: Sun 34 (17/34), MERCURY 36 (18/36)

2nd Chance Points: Sun 10 (3/11), MERCURY 8 (3/9)

Fast Break Points: Sun 16 (6/10), MERCURY 17 (7/10)

Biggest Lead: Sun 0, MERCURY 28

Lead Changes: 0

Times Tied: 0

Technical fouls - Individual

Sun (1): Mabrey 0:39 2nd

MERCURY (1): Thomas 6:16 3rd

CONNECTICUT SUN REGULAR SEASON STATISTICS

Through September 01 (10-30)

CONNECTICUT SUN

2025 REGULAR SEASON STATISTICS

PLAYER	--FIELD GOALS--										--3-POINT FG--			--FREE THROWS--			--REBOUNDS--					PF	DQ	STL	TO	BLK	PTS	AVG
	G	GS	MIN	FG	FGA	PCT	FG	FGA	PCT	FT	FTA	PCT	OFF	DEF	TOT	AST												
Charles	39	38	1117	235	541	.434	12	44	.273	156	181	.862	60	173	233	68	82	0	33	76	17	638	16.4					
Mabrey	31	30	972	161	444	.363	62	225	.276	67	76	.882	17	117	134	121	92	1	21	85	9	451	14.5					
Lacan	23	13	618	96	200	.480	15	63	.238	30	35	.857	16	39	55	91	76	0	53	42	3	237	10.3					
Hartley	38	32	867	106	293	.362	54	147	.367	71	92	.772	11	64	75	117	95	0	29	69	0	337	8.9					
Rivers	38	23	975	121	295	.410	34	105	.324	41	56	.732	25	78	103	100	63	0	59	54	34	317	8.3					
Nelson-Ododa	37	21	800	113	215	.526	1	2	.500	78	111	.703	60	124	184	34	89	2	27	40	43	305	8.2					
Morrow	37	19	686	102	266	.383	16	64	.250	59	74	.797	73	171	244	20	73	0	30	39	17	279	7.5					
Sheldon	28	17	676	79	168	.470	35	85	.412	18	20	.900	21	33	54	55	67	1	27	30	6	211	7.5					
Edwards (TOT)	32	0	449	63	132	.477	0	8	.000	53	82	.646	39	69	108	18	49	0	14	37	13	179	5.6					
Edwards (CT)	11	0	170	18	38	.474	0	1	.000	18	26	.692	14	25	39	9	21	0	4	14	7	54	4.9					
Brown	10	0	131	14	37	.378	8	18	.444	1	2	.500	4	8	12	1	17	0	5	5	2	37	3.7					
Allen	27	5	339	20	50	.400	3	15	.200	12	15	.800	4	15	19	53	28	0	9	26	5	55	2.0					
Peters	29	2	348	22	75	.293	5	35	.143	10	13	.769	23	44	67	22	45	0	11	20	3	59	2.0					
Diaby	13	0	103	7	14	.500	0	0	---	11	14	.786	3	10	13	5	19	0	6	12	1	25	1.9					
Toure	14	0	90	10	24	.417	6	15	.400	0	0	---	1	1	2	5	14	0	5	5	0	26	1.9					
Marshall	12	0	69	7	19	.368	0	1	.000	5	9	.556	5	15	20	3	7	0	1	5	1	19	1.6					
Parks	6	0	63	1	5	.200	0	4	.000	0	0	---	1	8	9	2	7	0	2	1	0	2	0.3					
SUN	40	-	8025	1112	2684	.414	251	824	.305	577	724	.797	338	925	1263	706	795	4	322	558	148	3052	76.3					
OPPONENTS	40	-	8025	1212	2607	.465	334	960	.348	677	858	.789	354	1063	1417	857	702	2	286	604	147	3435	85.9					

PLAYER	-- SINGLE-GAME HIGHS --							----- AVERAGE PER GAME -----							----- CAREER HIGHS (C=SET, T=TIED THIS SEASON) -----						
	MIN	REB	AST	ST	TO	BLK	PTS	MIN	REB	AST	STL	TO	BLK	PTS	FG	FGA	FT	FTA	REB	AST	PTS
Charles	36	11	3	3	11	2	29	28.6	6.0	1.7	0.85	1.9	0.44	16.4	14	30	19	24	23	10	36
Mabrey	39	10	8	3	6	2	34	31.3	4.3	3.9	0.68	2.7	0.29	14.5	14	22T	13	14	12	10	36
Lacan	38	7	14	6	5	1	22	26.9	2.4	4.0	2.30	1.8	0.13	10.3	9C	15C	4C	6C	7C	14C	22C
Hartley	33	5	6	2	4	0	25	22.8	2.0	3.1	0.76	1.8	0.00	8.9	11	18	8	8T	6	9	27
Rivers	36	7	7	4	3	5	20	25.7	2.7	2.6	1.55	1.4	0.89	8.3	8C	13C	5C	6C	7C	7C	20C
Nelson-Ododa	34	14	4	3	4	5	18	21.6	5.0	0.9	0.73	1.1	1.16	8.2	8	14	8C	8C	14C	4T	20
Morrow	34	15	3	5	4	3	20	18.5	6.6	0.5	0.81	1.1	0.46	7.5	9C	14C	6C	8C	15C	3C	20C
Sheldon	33	5	7	4	4	1	16	24.1	1.9	2.0	0.96	1.1	0.21	7.5	6T	12	4T	5C	6	8	17
Edwards (TOT)	21	7	2	1	4	2	15	14.0	3.4	0.6	0.44	1.2	0.41	5.6	10	12	5T	8T	14	4	23
Edwards (CT)	21	5	2	1	3	2	11	15.5	3.5	0.8	0.36	1.3	0.64	4.9							
Brown	21	2	1	2	1	1	13	13.1	1.2	0.1	0.50	0.5	0.20	3.7	6	9	1T	2T	6	3	15
Allen	24	2	8	2	3	2	7	12.6	0.7	2.0	0.33	1.0	0.19	2.0	9	19	9	10	6	10	26
Peters	25	6	3	2	3	1	12	12.0	2.3	0.8	0.38	0.7	0.10	2.0	6	11	5	8	6T	4	19
Diaby	18	3	2	1	2	1	5	8.0	1.0	0.4	0.46	0.9	0.08	1.9	2C	3C	3C	4C	3C	2C	5C
Toure	15	1	2	2	1	0	8	6.5	0.1	0.4	0.36	0.4	0.00	1.9	3C	4C	0	0	1C	2C	8C
Marshall	11	6	2	1	2	1	5	5.7	1.7	0.3	0.08	0.4	0.08	1.6	2C	4C	1C	2C	6C	2C	5C
Parks	20	3	2	1	1	0	2	10.5	1.5	0.3	0.33	0.2	0.00	0.3	5	9	3	3	6	3	14
SUN	45	42	25	15	23	10	101	200.6	31.6	17.7	8.05	14.0	3.70	76.3	46	96	35	47	55	30	110
OPPONENTS	45	52	30	13	24	8	109	200.6	35.4	21.4	7.15	15.1	3.68	85.9	43	96	33	44	62	35	111

PHOENIX MERCURY REGULAR SEASON STATISTICS

Through September 04 (27-14)

PHOENIX MERCURY

2025 REGULAR SEASON STATISTICS

PLAYER	--FIELD GOALS--										--3-POINT FG--			--FREE THROWS--			--REBOUNDS--					PF	DQ	STL	TO	BLK	PTS	AVG
	G	GS	MIN	FG	FGA	PCT	FG	FGA	PCT	FT	FTA	PCT	OFF	DEF	TOT	AST												
Sabally	36	36	967	190	483	.393	60	194	.309	147	176	.835	49	166	215	91	107	1	45	73	13	587	16.3					
Copper	25	25	686	141	328	.430	52	133	.391	69	81	.852	11	66	77	40	68	0	29	57	5	403	16.1					
Thomas	36	36	1154	229	426	.538	0	6	.000	114	162	.704	61	262	323	332	76	0	57	128	17	572	15.9					
Bonner (TOT)	31	4	735	102	248	.411	37	113	.327	75	86	.872	27	102	129	36	41	0	28	27	9	316	10.2					
Bonner (PHO)	22	1	543	83	193	.430	28	88	.318	58	67	.866	23	72	95	22	28	0	17	17	8	252	11.5					
Whitcomb	40	20	974	122	311	.392	80	222	.360	42	50	.840	16	95	111	106	82	1	31	62	7	366	9.2					
Akoo-Makani	38	37	831	107	252	.425	46	115	.400	36	38	.947	23	60	83	103	93	1	30	51	3	296	7.8					
Laksa	31	5	586	63	173	.364	36	115	.313	23	29	.793	11	27	38	19	42	0	12	17	6	185	6.0					
Held	29	0	435	57	154	.370	27	88	.307	18	22	.818	11	21	32	30	36	0	23	25	5	159	5.5					
Westbeld	40	24	738	74	205	.361	41	125	.328	18	24	.750	26	73	99	37	62	0	32	21	22	207	5.2					
Mack	31	20	569	67	112	.598	0	4	.000	15	32	.469	74	110	184	27	52	0	29	13	51	149	4.8					
Brown	27	1	332	53	87	.609	2	7	.286	21	27	.778	31	76	107	16	41	0	7	21	16	129	4.8					
Musa	12	0	122	16	35	.457	1	2	.500	7	11	.636	18	13	31	7	17	0	4	7	2	40	3.3					
Williams	9	0	78	12	25	.480	5	15	.333	1	2	.500	0	8	8	7	3	0	1	2	0	30	3.3					
McConnell	1	0	13	1	4	.250	1	2	.500	0	0	---	1	0	1	3	1	0	1	0	0	3	3.0					
H. Jones	4	0	48	4	12	.333	1	2	.500	0	0	---	2	6	8	4	4	0	1	2	1	9	2.3					
Prince	1	0	22	1	3	.333	0	1	.000	0	0	---	0	8	8	1	1	0	0	3	0	2	2.0					
Uzun	7	0	102	3	14	.214	1	8	.125	4	6	.667	0	6	6	14	9	0	4	10	3	11	1.6					
MERCURY	41	-	8200	1223	2817	.434	381	1127	.338	573	727	.788	357	1069	1426	859	722	3	323	551	159	3400	82.9					
OPPONENTS	41	-	8200	1159	2729	.425	325	1007	.323	610	756	.807	338	1100	1438	807	676	1	292	628	156	3253	79.3					

PLAYER	-- SINGLE-GAME HIGHS --					----- AVERAGE PER GAME -----					----- CAREER HIGHS (C=SET, T=TIED THIS SEASON) -----					PTS					
	MIN	REB	AST	ST	TO	BLK	PTS	MIN	REB	AST	STL	TO	BLK	PTS	FG		FGA	FT	FTA	REB	AST
Sabally	34	15	6	4	4	2	27	26.9	6.0	2.5	1.25	2.0	0.36	16.3	13	23	12C	15C	17	10	40
Copper	35	6	4	5	4	2	33	27.4	3.1	1.6	1.16	2.3	0.20	16.1	15	25	18	19	14	7	38
Thonas	37	16	16	3	8	2	32	32.1	9.0	9.2	1.58	3.6	0.47	15.9	14C	24C	10	16	20	16T	32C
Bonner (TOT)	29	11	3	5	3	2	23	23.7	4.2	1.2	0.90	0.9	0.29	10.2	16	28	13	14	16	8	41
Bonner (PHO)	29	11	3	5	2	2	23	24.7	4.3	1.0	0.77	0.8	0.36	11.5							
Whitcomb	31	7	7	4	4	1	36	24.3	2.8	2.7	0.78	1.6	0.18	9.2	12C	19C	6T	8T	10	9	36C
Akoa-Makani	32	6	6	3	3	1	21	21.9	2.2	2.7	0.79	1.3	0.08	7.8	8C	13C	5C	5C	6C	6C	21C
Laksa	31	4	4	2	3	1	18	18.9	1.2	0.6	0.39	0.5	0.19	6.0	6C	11C	7C	7C	4C	4C	18C
Held	29	6	3	3	3	1	24	15.0	1.1	1.0	0.79	0.9	0.17	5.5	7C	15C	6C	6C	6C	3C	24C
Westbeld	30	7	4	4	3	3	15	18.5	2.5	0.9	0.80	0.5	0.55	5.2	5C	11C	4C	5C	7C	4C	15C
Mack	29	13	4	3	3	5	14	18.4	5.9	0.9	0.94	0.4	1.65	4.8	7C	9C	4C	4C	13C	6	14C
Brown	24	11	2	1	3	3	15	12.3	4.0	0.6	0.26	0.8	0.59	4.8	10	14	7	8	15	4	21
Musa	18	5	3	1	2	1	8	10.1	2.6	0.6	0.33	0.6	0.17	3.3	4C	6C	2C	3C	5C	3C	8C
Williams	27	3	4	1	1	0	17	8.7	0.9	0.8	0.11	0.2	0.00	3.3	7C	9C	1T	2C	3C	4C	17C
McConnell	13	1	3	1	0	0	3	12.6	1.0	3.0	1.00	0.0	0.00	3.0	1C	4C	0	0	1C	3C	3C
H. Jones	15	4	2	1	2	1	5	12.0	2.0	1.0	0.25	0.5	0.25	2.3	8	13	6	7T	10C	9	23
Prince	22	8	1	0	3	0	2	22.1	8.0	1.0	0.00	3.0	0.00	2.0	4	7	2	2	8C	2	9
Uzun	22	2	4	3	3	1	3	14.6	0.9	2.0	0.57	1.4	0.43	1.6	7	13	3	3	5	8	17
MERCURY	40	45	30	17	20	11	107	200.0	34.8	21.0	7.88	13.4	3.88	82.9	47	103	42	47	63	30T	127
OPPONENTS	40	44	29	14	29	8	107	200.0	35.1	19.7	7.12	15.3	3.80	79.3	44	100	41	51	57	32	124

CONNECTICUT SUN LEADERS



POINTS

Tina Charles
16.4 PPG
Center




REBOUNDS

Aneesah Morrow
6.4 RPG
Center



ASSISTS

Marina Mabrey
3.9 APG
Guard



STEALS

Leila Lacan
2.3 SPG
Guard



BLOCKS

Olivia Nelson-Ododa
1.2 BPG
Center



FG%

Olivia Nelson-Ododa
52.6%
Center

2025 REGULAR SEASON OFFENSIVE LEADERS (INCLUDING TIES)

Player	Points	Rebounds	Assists	Steals	Blocks	FGM	3PM	TO
Lindsey Allen			6	2	4		1	4
Tina Charles	20	15	2	4	8	22	2	8
Aaliyah Edwards		1		1	5			4
Bria Hartley	3		12	3		2	12	11
Leila Lacan	3		9	13	3	5	4	7
Marina Mabrey	11	3	12	2	4	9	15	15
Rayah Marshall		1		1	1			
Aneesah Morrow	6	17		2	7	5	4	5
Olivia Nelson-Ododa		9	2	4	17	3	1	4
Haley Peters		2	2	1	1		1	2
Saniya Rivers	1	2	9	18	17	3	10	6
Migna Touré							2	

SUN STARTING LINEUPS

LAST USED	GAME	GUARD	GUARD	FORWARD	FORWARD	CENTER	RECORD
5.20	vs. LVA	Lindsay Allen	Jacy Sheldon	Marina Mabrey	Olivia Nelson-Ododa	Tina Charles	0-2
5.23	at MIN	Lindsay Allen	Saniya Rivers	Marina Mabrey	Olivia Nelson-Ododa	Tina Charles	0-1
5.27	vs. DAL	Jacy Sheldon	Saniya Rivers	Marina Mabrey	Olivia Nelson-Ododa	Tina Charles	0-2
6.6	vs. ATL	Bria Hartley	Saniya Rivers	Marina Mabrey	Olivia Nelson-Ododa	Tina Charles	2-1
6.8	at WAS	Bria Hartley	Saniya Rivers	Marina Mabrey	Haley Peters	Tina Charles	0-1
6.18	vs. PHO	Jacy Sheldon	Bria Hartley	Marina Mabrey	Olivia Nelson-Ododa	Tina Charles	0-3
6.20	vs. DAL	Jacy Sheldon	Saniya Rivers	Marina Mabrey	Haley Peters	Tina Charles	0-1
6.22	at GSV	Jacy Sheldon	Bria Hartley	Saniya Rivers	Aneesah Morrow	Tina Charles	0-1
7.6	vs. LVA	Jacy Sheldon	Bria Hartley	Saniya Rivers	Aneesah Morrow	Olivia Nelson-Ododa	0-1
7.15	vs. IND	Jacy Sheldon	Bria Hartley	Saniya Rivers	Olivia Nelson-Ododa	Tina Charles	1-6
7.24	vs. LAS	Bria Hartley	Leila Lacan	Saniya Rivers	Olivia Nelson-Ododa	Tina Charles	0-1
8.11	at GSV	Bria Hartley	Marina Mabrey	Leila Lacan	Aneesah Morrow	Olivia Nelson-Ododa	0-1
8.25	at NYL	Bria Hartley	Marina Mabrey	Saniya Rivers	Aneesah Morrow	Tina Charles	2-3
8.27	at DAL	Bria Hartley	Marina Mabrey	Leila Lacan	Aneesah Morrow	Tina Charles	5-4
9.3	at CHI	Lindsay Allen	Leila Lacan	Marina Mabrey	Aneesah Morrow	Tina Charles	0-3

WIN/LOSS MARGINS

MARGIN	1	2	3	4	5	6	7	8	9	10	11	12	13	14	15	16	17	18	19	20+
WON BY		1				1		1	1	2	2					1				1
LOST BY		1	1	1	1	2		3	1		1	1		1	1	3	3	1		10

CONNECTICUT SUN MILESTONES

POINTS	MILESTONE	NEED	DATE ACHIEVED	BLOCKS	MILESTONE	NEED	DATE ACHIEVED
Lindsay Allen	1,000	63	--	Lindsay Allen	--	--	--
Tina Charles	8,000	--	7/11/25 at SEA	Tina Charles	400	--	7/14/24
Aaliyah Edwards	500	61	--	Aaliyah Edwards	100	58	--
Bria Hartley	2,000	33	--	Bria Hartley	--	--	--
Leila Lacan	--	--	--	Leila Lacan	--	--	--
Marina Mabrey	2,000	--	6/20/24 vs. DAL	Marina Mabrey	--	--	--
Rayah Marshall	--	--	--	Rayah Marshall	--	--	--
Aneesah Morrow	--	--	--	Aneesah Morrow	--	--	--
Olivia Nelson-Ododa	600	--	7/15/25 vs. IND	Olivia Nelson-Ododa	100	--	6/29/25 at MIN
Haley Peters	--	--	--	Haley Peters	--	--	--
Saniya Rivers	--	--	--	Saniya Rivers	--	--	--

REBOUNDS	MILESTONE	NEED	DATE ACHIEVED	GAMES	MILESTONE	NEED	DATE ACHIEVED
Lindsay Allen	--	--	--	Lindsay Allen	200	--	7/24/25 vs. LAS
Tina Charles	4,000	--	9/17/24 vs. CHI	Tina Charles	400	--	6/8/24 vs. CHI
Aaliyah Edwards	--	--	--	Aaliyah Edwards	--	--	--
Bria Hartley	500	--	7/28/25 vs. SEA	Bria Hartley	200	--	6/23/22 vs. DAL
Leila Lacan	--	--	--	Leila Lacan	--	--	--
Marina Mabrey	800	--	9/3/25 at CHI	Marina Mabrey	200	--	5/30/25 at IND
Rayah Marshall	--	--	--	Rayah Marshall	--	--	--
Aneesah Morrow	--	--	--	Aneesah Morrow	--	--	--
Olivia Nelson-Ododa	600	90	--	Olivia Nelson-Ododa	100	--	9/6/24 vs. LVA
Haley Peters	--	--	--	Haley Peters	--	--	--
Saniya Rivers	--	--	--	Saniya Rivers	--	--	--

ASSISTS	MILESTONE	NEED	DATE ACHIEVED	FGM	MILESTONE	NEED	DATE ACHIEVED
Lindsay Allen	700	50	--	Lindsay Allen	--	--	--
Tina Charles	1,000	--	7/28/25 vs. SEA	Tina Charles	3,000	--	8/16/24 vs. SEA
Aaliyah Edwards	--	--	--	Aaliyah Edwards	--	--	--
Bria Hartley	600	--	7/9/25 vs. SEA	Bria Hartley	--	--	--
Leila Lacan	--	--	--	Leila Lacan	--	--	--
Marina Mabrey	500	--	6/30/24 vs. MIN	Marina Mabrey	1,000	--	8/23/25 at CHI
Rayah Marshall	--	--	--	Rayah Marshall	--	--	--
Aneesah Morrow	--	--	--	Aneesah Morrow	--	--	--
Olivia Nelson-Ododa	--	--	--	Olivia Nelson-Ododa	--	--	--
Haley Peters	--	--	--	Haley Peters	--	--	--
Saniya Rivers	--	--	--	Saniya Rivers	--	--	--

STEALS	MILESTONE	NEED	DATE ACHIEVED	3PM	MILESTONE	NEED	DATE ACHIEVED
Lindsay Allen	100	--	8/23/24 vs. CON	Lindsay Allen	--	--	--
Tina Charles	400	16	--	Tina Charles	200	3	--
Aaliyah Edwards	--	--	--	Aaliyah Edwards	--	--	--
Bria Hartley	200	38	--	Bria Hartley	200	--	5/18/25 vs. WAS
Leila Lacan	--	--	--	Leila Lacan	--	--	--
Marina Mabrey	200	2	--	Marina Mabrey	400	--	6/20/25 vs DAL
Rayah Marshall	--	--	--	Rayah Marshall	--	--	--
Aneesah Morrow	--	--	--	Aneesah Morrow	--	--	--
Olivia Nelson-Ododa	--	--	--	Olivia Nelson-Ododa	--	--	--
Haley Peters	--	--	--	Haley Peters	--	--	--
Saniya Rivers	--	--	--	Saniya Rivers	--	--	--

LEAGUE AND FRANCHISE RECORDS

Connecticut Sun All-Time Scoring List

5. Katie Douglas	2,999 points
6. Tina Charles	2,900 points
7. DeWanna Bonner	2,662 points
8. Jonquel Jones	2,657 points
9. Jasmine Thomas	2,489 points

WNBA All-Time Scoring List

1. Diana Taurasi	10,646 points
2. Tina Charles	8,353 points
3. DeWanna Bonner	7,789 points
4. Tina Thompson	7,488 points
5. Tamika Catchings	7,380 points

Connecticut Sun All-Time Reb. List

1. Alyssa Thomas	2,396 reb.
2. Taj McWilliams-Franklin	1,814 reb.
3. Tina Charles	1,645 reb.
4. Jonquel Jones	1,633 reb.
5. Asjha Jones	1,447 reb.

WNBA All-Time FGM List

1. Tina Charles	3,347 FGM
2. Diana Taurasi	3,341 FGM
3. Nneka Ogumike	2,859 FGM
4. Candice Dupree	2,842 FGM
5. Tina Thompson	2,630 FGM

Connecticut Sun All-Time Blocks List

1. Jonquel Jones	270 blocks
2. Taj McWilliams-Franklin	267 blocks
3. Margo Dydek	222 blocks
4. Tina Charles	209 blocks
5. Asjha Jones	147 blocks

WNBA All-Time Blocks List

9. A'ja Wilson	521 blocks
10. Ruth Riley	505 blocks
11. Elizabeth Williams	480 blocks
12. Taj McWilliams-Franklin	443 blocks
13. Tina Charles	426 blocks

THE LAST TIME...

	TEAM	INDIVIDUAL
OVERTIME		40+ POINTS
Sun Win	94-91 at WAS (6/27/24)	Sun 41, DeWanna Bonner vs. LVA (6/8/23)
Sun Loss	99-93 vs. IND (8/17/25)	Opponent 40, Maya Moore vs. MIN (7/7/16)
100+ POINTS		30-39 POINTS
Sun	101 at DAL (8/27/25)	Sun 34, Marina Mabrey vs. ATL (6/6/25)
Opponent	102 at LAS (8/7/25)	Opponent 38, Kelsey Mitchell vs. IND (8/17/25)
30+ WIN		15+ REBOUNDS
Sun	95-64 (+31) vs. GSV (7/27/25)	Sun 15, Aneesah Morrow at NYL (8/25/25)
Opponent	102-63 (-39) at MIN (6/29/25)	Opponent 15, Elizabeth Williams vs. CHI (8/13/25)
20-29 WIN		10+ ASSISTS
Sun	86-66 (+20) at LAS (9/10/24)	Sun 10, Alyssa Thomas vs. MIN (9/17/24)
Opponent	88-64 (-24) at CHI (9/3/25)	Opponent 11, Julie Allemand at LAS (8/7/25)
40+ REBOUNDS		5+ STEALS
Sun	41 vs. MIN (8/30/25)	Sun 5, Leila Lacan vs. WAS (8/21/25)
Opponent	40 at LVA (8/10/25)	Opponent 6, Arike Ogunbowale vs. DAL (5/27/25)
25+ ASSISTS		5+ BLOCKS
Sun	25 vs. IND (8/17/25)	Sun 5, Saniya Rivers vs. IND (8/17/25)
Opponent	25 at CHI (9/3/25)	Opponent 5, Breanna Stewart vs. NYL (9/26/23)
15+ STEALS		10+ FGM
Sun	15 vs. WAS (8/21/25)	Sun 10, Tina Charles vs. ATL (9/1/25)
Opponent	15 vs. ATL (6/14/15)	Opponent 11, Kelsey Mitchell vs. IND (8/17/25)
10+ BLOCKS		5+ 3PM
Sun	11 at GSV (6/22/25)	Sun 5, Marina Mabrey at LVA (8/10/25)
Opponent	10 vs. DAL (8/18/23)	Opponent 5, Naz Hillmon vs. ATL (9/1/25)
20+ TURNOVERS		5+ TURNOVERS
Sun	21 at NYL (6/1/25)	Sun 5, Leila Lacan vs. MIN (8/30/25)
Opponent	20 vs. WAS (8/21/25)	Opponent 6, Kamila Cardoso vs. CHI (8/23/25)

CONNECTICUT SUN VS OPPONENTS

	OVERALL		HOME		AWAY	
TEAM	W	L	W	L	W	L
ATLANTA	1	2	1	1	0	1
CHICAGO	2	2	1	1	1	1
DALLAS	1	2	0	2	1	0
GOLDEN STATE	1	2	1	0	0	2
INDIANA	1	3	0	2	1	1
LAS VEGAS	0	4	0	2	0	2
LOS ANGELES	0	3	0	1	0	2
MINNESOTA	0	3	0	1	0	2
NEW YORK	1	3	1	1	0	2
PHOENIX	0	2	0	1	0	1
SEATTLE	1	3	1	1	0	2
WASHINGTON	2	2	1	1	1	1
OVERALL	10	31	6	14	4	17

RECORD BREAK DOWN CONNECTICUT SUN WHEN...

WHEN	OVERALL	HOME	AWAY	WHEN	OVERALL	HOME	AWAY
Leading after 1Q	4-10	3-5	1-5	Sun no 20+ scorer	3-14	2-4	1-10
Trailing after 1Q	6-21	3-9	3-12	Opp no 20+ scorer	6-10	3-4	3-6
Tied after 1Q	0-0	0-0	0-0	2+ Sun w/ 20-29 points	1-2	0-1	1-1
				2+ Opp w/ 20-29 points	1-5	1-1	0-4
Leading after 2Q	9-7	5-3	4-4	Sun w/ 30+ scorer	1-0	1-0	0-0
Trailing after 2Q	1-23	1-11	0-12	Opp w/ 30+ scorer	0-5	0-3	0-2
Tied after 2Q	0-1	0-0	0-1				
				All starters w/ 10+ pts	0-0	0-0	0-0
Leading after 3Q	9-4	5-2	4-2	Opp. starters w/10+ pts	1-1	1-0	0-1
Trailing after 3Q	1-27	1-12	0-15	2+ reserves w/ 10+ pts	2-1	1-1	1-0
Tied after 3Q	0-0	0-0	0-0	Opp 2+ reserves w/ 10+ pts	2-6	0-1	2-5
Out-Rebound (or tie) Opp	6-7	4-3	2-4	Sun >= 20 points in 1Q	6-12	2-6	4-6
Out-Rebounded by Opp	4-24	2-11	2-13	Opp >= 20 points in 1Q	5-24	2-10	3-14
				Sun < 20 points in 1Q	4-18	4-7	0-11
Out-Assist (or tie) Opp	4-7	4-5	0-2	Opp < 20 points in 1Q	5-7	4-4	1-3
Out-Assisted by Opp	6-24	2-9	4-15				
				Sun >= 40 points in 1H	7-12	3-8	4-4
Outscore (or tie) in paint	5-7	4-5	1-2	Opp >= 40 points in 1H	3-24	1-12	2-12
Outscored in paint	5-24	2-9	3-15	Sun < 40 points in 1H	2-19	2-6	0-13
				Opp < 40 points in 1H	6-7	4-2	2-5
Outscore (or tie) fastbreak	9-10	6-4	3-6				
Outscored on fastbreak	1-21	0-10	1-11	Sun lead by 10+ points	10-6	6-2	4-4
				Opp lead by 10+ points	3-25	1-10	2-15
Outscore (or tie) 2nd chance	3-15	3-6	0-9				
Outscored on 2nd chance	7-16	3-8	4-9	Game decided by 10+ pts	5-21	4-8	1-123
				Game decided by 4-9 pts	3-8	2-5	1-3
Shoot under 40%	0-18	0-7	0-11	Game decided by 3 or less	1-2	0-1	1-1
Shoot 40-49%	6-10	4-6	2-4				
Shoot 50% or better	4-3	2-1	2-2	Sun with 8+ 3PM	5-10	2-5	3-5
				Opp with 8+ 3PM	3-20	2-8	1-12
Score 80+ points	7-10	3-6	4-4				
Score 70-79 points	2-7	2-5	0-2	Sun 3FG% >= 40%	3-4	1-1	2-3
Score under 70 points	1-13	1-3	0-10	Opp 3FG% >= 40%	2-9	0-4	2-5
Opp score 80+ points	4-25	1-13	3-12	Sun FT% >= 80%	5-15	2-7	3-8
Opp score 70-79 points	1-5	1-1	0-4	Opp FT% >= 80%	2-16	1-8	1-8
Opp score under 70 points	5-0	4-0	1-0				
				Sun w/ 20+ assists	6-9	4-5	2-4
Outscore (or tie) Opp Bench	6-17	4-7	2-10	Opp w/ 20+ assists	6-23	2-10	4-13
Outscored by Opp Bench	4-14	2-7	2-7				
				Sun w/ <= 12 TOs	6-7	4-2	2-5
Shoot more (or tie) FT	6-9	4-5	2-4	Opp w/ <= 12 TOs	1-7	1-2	0-5
Shoot less FT	4-22	2-9	2-13	Sun w/ 20+ TOs	0-2	0-0	0-2
				Opp w/ 20+ TOs	4-2	4-1	0-1
Have more (or tie) TOs	3-15	1-5	2-10				
Have less TOs	7-16	5-9	2-7	Sun w/ 35+ rebounds	3-8	2-3	1-5
				Opp w/ 35+ rebounds	1-19	1-12	0-7
3 Sun with 10+ points	4-14	2-8	2-6				
4 Sun with 10+ points	4-10	3-4	1-6	Sun w/ 10+ steals	6-5	4-3	2-2
5+ Sun with 10 points	1-1	0-1	1-0	Opp w/ 10+ steals	1-5	1-2	0-3

2025 SUN INDIVIDUAL HIGHS

	Statistic	Player	Game
Points, Game	34	Marina Mabrey	6.6 vs. ATL
Points, Half	19	Mabrey/Charles	Two games
Points, Quarter	15	Marina Mabrey	5.30 at IND
Points, OT	4	Marina Mabrey	8.17 vs. IND
Bench Points	22	Leila Lacan	8.25 @ NYL
FG Made	13	Marina Mabrey	6.6 vs. ATL
FG Attempted	22	Mabrey/Charles	Two games
3PFG Made	5	Marina Mabrey	Three games
3PFG Attempted	13	Marina Mabrey	8.10 @ LVA
FT Made	10	Tina Charles	Two games
FT Attempted	11	Tina Charles	6.20 vs. DAL
Offensive Rebounds	6	Aneesah Morrow	8.1 vs. NYL
Defensive Rebounds	11	Aneesah Morrow	Two times
Total Rebounds	15	Aneesah Morrow	8.25 @ NYL
Assists	14	Leila Lacan	8.17 vs. IND
Steals	6	Leila Lacan	Two games
Turnovers	11	Tina Charles	5.30 at IND
Blocks	5	Nelson-Ododa/Rivers	Two games

2025 OPPONENT INDIVIDUAL HIGHS

	Statistic	Player	Game
Points, Game	38	Kelsey Mitchell	8.17 vs. IND
Points, Half	24	Kelsey Mitchell	8.17 vs. IND
Points, Quarter	17	Brittney Sykes	6.8 @ WAS
Points, OT	10	Kelsey Mitchell	8.17 vs. IND
Bench Points	18	Four players	Four games
FG Made	14	Sabrina Ionescu	8.3 vs. NYL
FG Attempted	25	A'ja Wilson	8.10 @ LVA
3PFG Made	6	Jewell Loyd	5.20 vs. LVA
3PFG Attempted	11	B. Carleton/R. Howard	Two games
FT Made	14	Brittney Sykes	6.8 @ WAS
FT Attempted	15	Brittney Sykes	6.8 @ WAS
Offensive Rebounds	8	Brionna Jones	9.1 vs. ATL
Defensive Rebounds	13	A'ja Wilson	8.10 @ LVA
Total Rebounds	20	A'ja Wilson	8.10 @ LVA
Assists	12	Alyssa Thomas	8.5 at PHO
Steals	6	Arike Ogunbowale	5.27 vs. DAL
Turnovers	6	Four players	Four games
Blocks	4	A. Wilson/E. Magbegor	Two games

TEAM SEASON HIGHS AND LOWS

STATISTIC	SUN HIGH	SUN LOW	OPP HIGH	OPP LOW
Points, Game	101 @ DAL (8.27)	52 @ NYL (6.1)	109 vs. DAL (5.27)	56 vs. WAS (8.21)
Points, 1st Half	55 at CHI (8.23)	26- two times	60 @ NYL (6.1)	26 vs. WAS (8.21)
Points, 2nd Half	52 vs. SEA (7.9)	22 @ ATL (5.25)	56 vs. LAS (7.24)	28 @ GSV (6.22)
Points, 1st Quarter	31 @ LVA (8.10)	6- two times	31 @ NYL (6.1)	10 @ SEA (7.11)
Points, 2nd Quarter	33 @ DAL (8.27)	9 @ MIN (6.29)	36 @ GSV (6.22)	10- two times
Points, 3rd Quarter	32 vs. DAL (5.27)	8 @ NYL (6.1)	32- two times	13 @ GSV (6.22)
Points, 4th Quarter	27 vs. SEA (7.9)	7 @ ATL (5.25)	32 vs. IND (8.17)- OT	7 vs. NYL (8.1)
Points, OT	9 vs. IND (8.17)- OT	9 vs. IND (8.17)- OT	15 vs. IND (8.17)- OT	15 vs. IND (8.17)- OT
FGM	36- two times	19 @ NYL (6.1)	42 vs. SEA (7.28)	19 vs. WAS (8.21)
FGA	83 vs. IND (7.15)	58 @ SEA (7.11)	78- two times	51 vs. WAS (8.21)
FG%	53% vs. GSV (7.27)	30.3% @ GSV (6.22)	62.3% @ NYL (6.1)	33.9%- two times
3PM	13 @ LAS (8.7)	2- three times	19 @ NYL (6.1)	3 vs. WAS (8.21)
3PA	31 @ LVA (8.10)	13- two times	35 @ ATL (5.25)	15 vs. WAS (5.18)
3P FG%	53.8% @ SEA (6.27)	11.8% vs. ATL (9.1)	59.4% @ NYL (6.1)	22.2% vs. NYL (8.1)
FTM	27 @ DAL (8.27)	2 @ LVA (8.10)	26 @ WAS (6.8)	8 vs. SEA (7.28)
FTA	36 vs. DAL (5.27)	2 @ LVA (8.10)	37 @ WAS (6.8)	10 vs. SEA (7.28)
FT%	100% @ MIN (5.23)	60% vs. CHI (8.13)	94.4% vs. CHI (6.15)	57.7% at CHI (8.23)
Offensive Rebounds	18 vs. MIN (8.30)	3- two games	19 @ GSV (6.22)	2 @ NYL (6.1)
Defensive Rebounds	30 @ MIN (5.23)	16- two games	40 @ ATL (5.25)	16 vs. GSV (7.27)
Total Rebounds	42 vs. NYL (8.1)	22 @ WAS (6.8)	52 @ ATL (5.25)	24 vs. GSV (7.27)
Assists	25 vs. IND (8.17)- OT	11 @ NYL (6.1)	30 vs. SEA (7.28)	13 vs. WAS (8.21)
Steals	15 vs. WAS (8.21)	3 vs. MIN (8.30)	13 @ MIN (5.23)	0 vs. CHI (8.13)
Turnovers	23 @ MIN (5.23)	6 vs. CHI (8.13)	24 vs. GSV (7.27)	8 @ SEA (7.11)
Blocked Shots	11 @ GSV (6.22)	0- three games	8 vs. SEA (7.28)	0 @ WAS (6.8)
Personal Fouls	30 vs. IND (8.17)- OT	13 vs. LVA (7.6)	32 vs. WAS (5.18)	12- three games
Points in the Paint	52 vs. IND (8.17)- OT	12 @ GSV (6.22)	60 @ DAL (8.27)	22 - two times
2nd Chance Points	25 @ LAS (8.7)	3 @ ATL (5.25)	23- two games	0 @ NYL (6.1)
Fast Break Points	18- two games	2 - two times	29 @ NYL (6.1)	0 @ GSV (8.11)
Bench Points	45 at WAS (8.19)	2 vs. CHI (6.15)	43- two games	4 vs. SEA (7.9)

CONNECTICUT SUN LINE SCORES- 2025

DATE	OPP	FG-FGA	%	3P-3PA	%	FT-FTA	%	OR	DR	TR	A	PF	ST	TO	BS	PTS
5.18	WAS	29-66	43.9	3-14	21.4	24-29	82.8	11	22	33	17	28	6	13	5	85
5.20	LVA	22-64	34.4	3-17	17.6	15-17	88.2	7	27	34	16	21	4	18	3	62
5.23	@MIN	27-66	40.9	10-30	33.3	6-6	100	10	30	40	22	22	5	23	4	70
5.25	@ATL	21-67	31.3	4-15	26.7	9-14	64.3	6	28	34	14	21	4	9	3	55
5.27	DAL	27-60	45	8-24	33.3	25-36	69.4	7	20	27	20	23	10	17	0	87
5.30	@IND	31-60	51.7	10-20	50	13-15	86.7	6	19	25	19	21	9	19	2	85
6.1	@NYL	19-61	31.1	6-28	21.4	8-9	88.9	10	16	26	11	17	8	21	0	52
6.6	ATL	33-66	50	3-15	20	15-19	78.9	5	22	27	17	15	9	11	3	84
6.8	@WAS	26-66	39.4	7-24	29.2	8-9	88.9	6	16	22	17	29	8	17	4	67
6.15	CHI	25-64	39.1	8-22	36.4	8-12	66.7	10	22	32	15	17	9	12	2	66
6.17	@IND	25-64	39.1	3-21	14.3	18-20	90	10	17	27	15	22	8	12	4	71
6.18	PHO	25-68	36.8	8-24	33.3	17-23	73.9	11	26	37	20	18	5	14	5	75
6.20	DAL	27-64	42.2	6-18	33.3	23-28	82.1	11	18	29	19	26	9	13	8	83
6.22	@GSV	20-66	30.3	7-24	29.2	16-21	76.2	10	25	35	14	23	4	14	11	63
6.25	@LVA	23-71	32.4	2-13	15.4	11-12	91.7	7	23	30	15	19	7	13	5	59
6.27	@SEA	30-63	47.6	7-13	53.8	14-21	66.7	6	22	28	21	20	9	15	5	81
6.29	@MIN	23-66	34.8	4-18	22.2	13-17	76.5	9	18	27	14	20	8	15	5	63
7.6	LVA	24-63	38.1	5-18	27.8	15-19	78.9	6	21	27	14	13	9	14	2	68
7.9	SEA	32-65	49.2	8-18	44.4	21-22	95.5	6	32	38	21	19	5	10	6	93
7.11	@SEA	21-58	36.2	3-16	18.8	20-22	90.9	8	27	35	11	20	4	17	3	65
7.13	@LAS	34-68	50	9-25	36	11-14	78.6	6	22	28	15	16	7	17	3	88
7.15	IND	30-83	36.1	5-25	20	12-16	75	12	28	40	16	20	10	8	1	77
7.24	LAS	29-76	38.2	8-24	33.3	20-23	87	10	24	34	18	24	8	13	4	86
7.27	GSV	35-66	53	12-29	41.4	13-14	92.9	8	24	32	21	23	14	16	6	95
7.28	SEA	27-67	40.3	8-17	47.1	23-26	88.5	3	23	26	20	15	8	13	2	85
8.1	NYL	28-69	40.6	5-20	25	17-24	70.8	13	29	42	21	14	11	17	5	78
8.3	NYL	28-68	41.2	5-23	21.7	17-22	77.3	6	22	28	14	22	14	15	2	78
8.5	@PHO	25-72	34.7	5-25	20	11-12	91.7	12	23	35	16	18	11	17	4	66
8.7	@LAS	33-80	41.2	13-29	44.8	12-15	80	14	17	31	20	22	7	10	4	91
8.10	@LVA	36-70	51.4	12-31	38.7	2-2	100	3	20	23	22	20	10	12	3	86
8.11	@GSV	21-61	34.4	5-25	20	10-14	71.4	10	25	35	16	18	6	14	5	57
8.13	CHI	29-71	40.8	4-17	23.5	9-15	60	9	22	31	20	18	11	6	8	71
8.17	IND	36-73	49.3	7-17	41.2	14-20	70	7	25	32	25	30	7	16	5	93
8.19	@WAS	31-68	45.6	3-16	18.8	15-19	78.9	9	29	38	16	19	10	10	3	80
8.21	WAS	27-67	40.3	2-14	14.3	11-17	64.7	8	26	34	20	18	15	12	2	67
8.23	@CHI	34-66	51.5	8-20	40	18-22	81.8	7	21	28	24	18	10	9	4	94
8.25	@NYL	30-71	42.3	10-21	47.6	9-14	64.3	12	22	34	15	18	7	12	0	79
8.27	@DAL	33-69	47.8	8-21	38.1	27-29	93.1	4	28	32	22	15	9	14	2	101
8.30	MIN	25-69	36.2	5-16	31.2	15-21	71.4	18	23	41	15	15	3	15	2	70
9.1	ATL	31-62	50	2-17	11.8	12-14	85.7	5	21	26	17	18	6	15	4	76
9.3	@CHI	25-65	38.5	5-16	31.2	9-12	75	12	20	32	14	23	5	18	5	64
9.6	PHO															
9.8	@ATL															
9.10	ATL															

DATE	OPP	FG-FGA	%	3P-3PA	%	FT-FTA	%	OR	DR	TR	A	PF	ST	TO	BS	PTS
5.18	WAS	32-62	51.6	5-15	33.3	21-29	72.4	6	26	32	17	32	6	16	4	90
5.20	LVA	26-67	38.8	10-26	38.5	25-30	83.3	12	29	41	16	18	9	13	4	87
5.23	@MIN	25-64	39.1	7-24	29.2	19-26	73.1	9	22	31	21	18	13	15	6	76
5.25	@ATL	29-71	40.8	10-35	28.6	11-14	78.6	12	40	52	20	14	4	14	5	79
5.27	DAL	37-66	56.1	10-20	50	25-29	86.2	10	25	35	26	24	10	13	3	109
5.30	@IND	29-59	49.2	7-17	41.2	18-21	85.7	5	20	25	20	19	8	14	2	83
6.1	@NYL	33-59	62.3	19-32	59.4	15-17	88.2	2	30	32	29	18	11	19	3	100
6.6	ATL	28-68	41.2	8-27	29.6	12-17	70.6	7	22	29	19	17	5	13	6	76
6.8	@WAS	36-63	57.1	6-18	33.3	26-37	70.3	12	30	42	24	16	8	15	0	104
6.15	CHI	27-63	42.9	7-20	35	17-18	94.4	7	31	38	20	14	7	14	5	78
6.17	@IND	31-68	45.6	11-26	42.3	15-16	93.8	11	27	38	19	21	6	18	1	88
6.18	PHO	26-64	40.6	8-23	34.8	23-27	85.2	12	29	41	18	20	9	13	5	83
6.20	DAL	29-67	43.3	4-16	25	24-30	80	17	25	42	23	21	7	18	1	86
6.22	@GSV	28-78	35.9	9-31	29	22-29	75.9	19	32	51	18	16	9	10	3	87
6.25	@LVA	30-70	42.9	11-28	39.3	14-16	87.5	10	35	45	18	14	6	15	7	85
6.27	@SEA	34-69	49.3	9-28	32.1	20-23	87	8	26	34	27	19	8	12	6	97
6.29	@MIN	36-71	50.7	10-34	29.4	20-24	83.3	11	30	41	27	19	8	13	5	102
7.6	LVA	34-63	54	9-26	34.6	9-13	69.2	7	28	35	21	15	9	16	6	866
7.9	SEA	31-69	44.9	6-25	24	15-19	78.9	7	24	31	22	20	5	10	1	83
7.11	@SEA	29-64	45.3	6-24	25	15-19	78.9	9	19	28	22	18	11	7	4	79
7.13	@LAS	35-75	46.7	10-27	37	12-16	75	15	17	32	22	15	8	13	4	92
7.15	IND	29-59	49.2	5-19	26.3	22-29	75.9	5	32	37	22	13	6	12	3	85
7.24	LAS	33-63	52.4	12-28	42.9	23-36	63.9	5	34	39	21	20	8	15	5	101
7.27	GSV	20-59	33.9	9-32	28.1	15-23	65.2	8	16	24	15	17	9	24	3	64
7.28	SEA	42-69	60.9	9-20	45	8-10	80	3	34	37	30	23	7	17	8	101
8.1	NYL	20-59	33.9	6-27	22.2	16-17	94.1	7	22	29	18	15	10	23	5	62
8.3	NYL	31-62	50	4-17	23.5	21-23	91.3	7	28	35	24	20	7	22	9	87
8.5	@PHO	29-64	45.3	8-20	40	16-19	84.2	8	31	39	17	12	9	20	2	82
8.7	@LAS	35-62	56.5	11-25	44	21-26	80.8	6	26	32	24	15	3	14	4	102
8.10	@LVA	35-71	49.3	8-25	32	16-21	76.2	11	29	40	24	12	8	18	1	94
8.11	@GSV	26-63	41.3	13-33	39.4	9-13	69.2	7	25	32	22	18	4	9	2	74
8.13	CHI	24-62	38.7	5-20	25	9-12	75	10	27	37	17	16	0	21	4	62
8.17	IND	36-78	46.2	7-22	31.8	20-25	80	14	24	38	23	19	7	17	3	99
8.19	@WAS	27-62	43.5	5-17	29.4	10-14	71.4	6	27	33	21	12	6	15	1	69
8.21	WAS	19-51	37.3	3-16	18.8	15-18	83.3	3	24	27	13	15	5	20	5	56
8.23	@CHI	30-61	49.2	9-19	47.4	15-26	57.7	10	22	32	25	16	4	19	1	84
8.25	@NYL	29-58	50	7-18	38.9	16-19	84.2	6	24	30	26	17	4	14	4	81
8.27	@DAL	38-75	50.7	6-22	27.3	13-17	76.5	6	27	33	24	22	7	13	3	95
8.30	MIN	34-66	51.5	15-28	53.6	11-16	68.8	11	24	35	27	15	10	7	6	94
9.1	ATL	30-69	43.5	10-30	33.3	23-24	95.8	13	20	33	16	17	5	9	3	93
9.3	@CHI	31-65	47.7	7-15	46.7	19-24	79.2	14	19	33	25	17	8	11	6	88
9.6	PHO															
9.8	@ATL															
9.10	ATL															



RACHID MEZIANE
HEAD COACH

On December 4, 2024, the Connecticut Sun announced Rachid Meziane as the franchise’s seventh head coach. Meziane, a native of Clermont-Ferrand, France, brings a wealth of basketball knowledge to Connecticut, having enjoyed great success as a head coach in the French women’s basketball sphere, as well as a head coach for Belgium Women’s Basketball in FIBA competition.

Since the 2019 season, Meziane has served at the head coach of successful French women’s basketball club, Villeneuve d’Ascq, where he most recently led the team to a Ligue Feminine de Basketball (LFB) Championship and a EuroLeague runner up finish during the 2023-24 season. The squad finished with a 19-3 record during the regular season and a 6-0 playoff run in LFB competition, with an average margin of victory of 17.7 points per game. Villeneuve also led the league in points per game (86.0), 2FG% (55.0), 3FG% (38.6), and rebounds (36.2), and were second in assists (20.9) and opponent 2FG% (43.9). With the team, he’s coached the likes of New York Liberty’s Kennedy Burke, former WNBA Most Improved Player and WNBA Champion Shavonte Zellous, and the ninth overall pick of the 2024 WNBA Draft, Carla Leite. Prior to Villeneuve d’Ascq, Meziane served as the head coach for French clubs, Basket Lattes Montpellier Agglomération (BLMA) (2017-2018) and Cavigal Nice Basket (2012-2017).

Meziane has also found immense achievement on the international basketball stage, having served as the Belgium Women’s Basketball National Team Head Coach since November 2022. Meziane led Belgium to it’s first-ever FIBA European Women’s Championship (EuroBasket) Gold Medal in 2023, with an undefeated 6-0 record in the tournament, knocking off France in the semifinals and defeating Spain in the championship matchup. The team’s average margin of victory during their EuroBasket run was 25.0 points per game; the dominating success earning Meziane the Belgian Sports Coach of the Year honor in 2023.

Meziane also led the Belgian Women’s National team, which included the talents of WNBA Champion and two-time WNBA All-Star Emma Meesseman and Washington Mystics rookie guard Julie Vanloo, to an impressive fourth place finish at the 2024 Paris Olympics, falling just short to Australia in the bronze medal game. Prior to his time with the Belgian team, Meziane was an assistant coach with the France Women’s Basketball National Team from 2014-2021 and helped guide the French to silver medals at the 2015, 2017, 2019 and 2021 European Championships and a bronze medal at the 2020 Tokyo Olympic Games.

SEASON	TEAM	GAMES	RECORD	PCT.	POSTSEASON	RECORD	PCT.
2025	Connecticut	41	10-31	0.244	-	-	-
TOTAL							



LINDSAY ALLEN | #15

GUARD | 5-8 | NOTRE DAME | 3/20/1995 | 7 YEARS PRO | 2017 RND 2 PICK 14 (NYL)

QUICK FACTS:

- Traded to the Sun on February 4, 2025 from the Chicago Sky.
- Originally drafted 14th overall in the 2017 WNBA Draft by the New York Liberty and has made stops with Las Vegas (2018, 2020), Indiana (2021), Minnesota (2022-2023) and Chicago (2024).
- Averaged 6.6 points, 2.0 rebounds and 3.9 assists per game during the 2024 regular season.
- With Notre Dame- AP All-America Third Team ('17), 2x All-ACC First Team ('16-'17), ACC Tournament MVP ('17)
- Played with Turkish club Botas during 2024-25 offseason

GAME BY GAME STATISTICS

DATE	OPP	MIN	FG-FGA	3P-3PA	FT-FTA	OR	DR	TOT	AST	STL	BK	TO	PF	PTS
5.18	WAS	24	2-5	0-0	2-3	0	1	1	8	0	2	0	1	6
5.20	LVA	11	0-0	0-0	0-0	0	1	1	1	0	0	1	2	0
5.23	@MIN	2	0-0	0-0	0-0	0	1	1	0	0	0	0	0	0
5.25	@ATL													
5.27	DAL													
5.30	@IND													
6.1	@NYL													
6.6	ATL													
6.8	@WAS													
6.15	CHI	11	0-3	0-2	0-0	0	0	0	1	0	0	0	1	0
6.17	@IND	12	0-1	0-1	0-0	0	0	0	1	0	0	1	1	0
6.18	PHO	5	0-0	0-0	0-0	0	0	0	2	0	0	0	0	0
6.20	DAL	16	2-2	0-0	2-2	0	0	0	1	2	0	3	4	6
6.22	@GSV	22	3-7	1-3	0-0	0	2	2	2	0	0	3	2	7
6.25	@LVA	18	1-2	0-0	0-0	0	2	2	4	0	0	0	1	2
6.27	@SEA	24	2-5	0-0	0-0	0	0	0	2	0	0	2	4	4
6.29	@MIN	18	0-4	0-1	0-0	0	0	0	3	0	1	1	1	0
7.6	LVA	19	0-1	0-1	3-4	0	1	1	5	1	0	2	1	3
7.9	SEA	8	0-0	0-0	0-0	0	1	1	1	0	0	1	0	0
7.11	@SEA	6	1-2	0-1	0-0	0	1	1	0	0	0	0	0	2
7.13	@LAS	9	1-2	0-1	0-0	0	0	0	0	1	0	2	0	2
7.15	IND	10	2-3	0-1	0-0	0	1	1	2	1	0	1	1	4
7.24	LAS	10	0-1	0-0	2-2	0	2	2	3	1	1	1	0	2
7.27	GSV	15	1-1	1-1	0-0	0	0	0	4	0	0	2	0	3
7.28	SEA	6	0-1	0-0	0-0	0	0	0	1	0	0	1	1	0
8.1	NYL													
8.3	NYL	7:	0-1	0-1	0-0	0	0	0	0	0	0	1	2	0
8.5	@PHO	5	0-0	0-0	0-0	0	0	0	1	0	0	0	0	0
8.7	@LAS													
8.10	@LVA	5	0-0	0-0	0-0	0	0	0	1	0	0	0	0	0
8.11	@GSV													
8.13	CHI	9	1-1	0-0	0-0	1	0	1	1	0	0	0	2	2
8.17	IND													
8.19	@WAS	10	2-3	1-2	0-0	0	0	0	1	0	0	1	2	5
8.21	WAS													
8.23	@CHI													
8.25	@NYL													
8.27	@DAL	1	0-0	0-0	0-0	0	1	1	0	1	0	0	0	0
8.30	MIN	21	1-3	0-0	0-0	2	0	2	3	2	1	2	1	2
9.1	ATL	23	1-2	0-0	3-4	1	1	2	5	0	0	1	1	5
9.3	@CHI	29	3-5	0-0	2-2	4	0	4	1	1	1	3	3	8
9.6	PHO													
9.8	@ATL													
9.10	ATL													

CAREER STATISTICS

YEAR	TM	G-GS	MIN	FG-FGA	3P-3PA	FT-FTA	OR	DR	TOT	AST	STL	BK	TO	PF	PTS
2017	NYL	28-0	376	23-62	0-13	7-10	10	32	42	62	16	1	19	24	53
2018	LVA	24-6	358	28-73	1-16	17-24	3	27	30	69	15	0	21	17	74
2020	LVA	21-21	283	28-67	6-18	8-10	6	17	23	51	7	1	16	20	70
2021	IND	32-8	570	65-152	14-47	30-37	9	39	48	96	17	3	31	34	174
2022	MIN	9-0	133	20-38	8-14	12-13	0	14	14	31	2	0	7	11	60
2023	MIN	29-20	698	65-163	7-34	42-53	17	54	71	130	17	3	37	61	179
2024	CHI	40-28	950	104-223	14-48	42-52	13	67	80	157	32	7	64	67	264
2025	CON	28-6	368	23-55	3-15	14-17	8	15	23	54	10	6	29	31	63
CAREER		211-89	3739	356-833	53-205	172-216	66	265	331	650	116	21	224	265	937

SEASON-CAREER HIGHS

POINTS

Season: 8, Chicago 9-3-25
Career: 26, Connecticut 8-14-22

TOTAL REBOUNDS

Season: 4, Chicago 9-3-25
Career: 6, four times

DEFENSIVE REBOUNDS

Season: 2, three times
Career: 6, Phoenix 9-15-24

OFFENSIVE REBOUNDS

Season: 4, Chicago 9-3-25
Career: 4, Chicago 9-3-25

ASSISTS

Season: 8, Washington 5-18-25
Career: 10, two times

BLOCKS

Season: 2, Washington 5-18-25
Career: 2, two times

STEALS

Season: 2, two times
Career: 4, three times

FIELD GOALS

Season: 3, two times
Career: 9, Connecticut 8-14-22

FIELD GOAL ATTEMPTS

Season: 5, two times
Career: 19, Phoenix 9-6-21

3-POINT FIELD GOALS

Season: 1, three times
Career: 6, Connecticut 8-14-22

3-POINT FIELD GOAL ATTEMPTS

Season: 3, Golden State 6-22-25
Career: 7, Connecticut 8-14-22

FREE THROWS MADE

Season: 3, Atlanta 9-1-25
Career: 9, Indiana 7-5-23

FREE THROWS ATTEMPTED

Season: 4, Atlanta 9-1-25
Career: 9, Indiana 7-5-23

MINUTES

Season: 29, Chicago 9-3-25
Career: 36, two times



TINA CHARLES | #31

CENTER | 6-4 | UCONN | 12/5/1988 | 13 YEARS PRO | 2010 RND 1 PICK 1 (CON)

QUICK FACTS:

- Signed a one-year deal with the Sun as a free agent on February 2, 2025. Played her first four seasons in the WNBA with the Sun and has also made stops in New York, Washington, Phoenix, Seattle and Dallas.
- Moved into first all-time in rebounds (4,014) and second all-time in scoring (7,698) in WNBA history last season.
- WNBA Accolades: 2012 WNBA MVP, 2010 WNBA Rookie of the Year, 8x WNBA All-Star, 5x All-WNBA First Team, 4x All-WNBA Second Team, WNBA All-Defensive First Team, 3x WNBA All-Defensive Second Team, WNBA All-Rookie Team.
- Played with Turkish club and EuroLeague powerhouse and Fenerbahce during the 2024-25 WNBA offseason.
- With UConn- 2x NCAA National Champion, AP Player of the Year, Naismith College Player of the Year, John R. Wooden Award, Big East Player of the Year, AP First-team All-American, 3x First-team All-Big East, Big East Freshman of the Year

GAME BY GAME STATISTICS

DATE	OPP	MIN	FG-FGA	3P-3PA	FT-FTA	OR	DR	TOT	AST	STL	BK	TO	PF	PTS
5.18	WAS	31	8-15	0-0	7-9	4	6	10	2	3	2	0	1	23
5.20	LVA	25	7-15	0-1	6-7	0	5	5	0	0	0	1	2	20
5.23	@MIN	30	2-6	0-1	0-0	1	4	5	1	0	0	3	2	4
5.25	@ATL	29	5-20	0-1	1-2	1	6	7	3	1	0	3	3	11
5.27	DAL	28	9-14	2-3	7-7	1	5	6	3	1	0	2	1	27
5.30	@IND	34	7-16	1-1	3-4	1	1	2	3	0	0	11	2	18
6.1	@NYL	24	5-12	0-1	0-0	0	1	1	0	1	0	1	1	10
6.6	ATL	32	8-13	0-1	3-4	0	4	4	2	2	0	3	3	19
6.8	@WAS	33	7-17	0-0	3-3	3	6	9	1	1	0	3	3	17
6.15	CHI	36	8-20	1-2	2-2	1	5	6	1	1	0	1	4	19
6.17	@IND	29	6-17	0-1	8-8	2	2	4	3	0	1	1	2	20
6.18	PHO	14	1-5	0-1	0-0	1	3	4	1	0	0	4	1	2
6.20	DAL	28	8-17	0-2	10-11	4	2	6	1	1	0	1	2	26
6.22	@GSV	19	3-9	0-2	3-4	3	3	6	0	0	2	1	3	9
6.25	@LVA	28	7-17	0-0	4-4	1	2	3	2	1	0	3	1	18
6.27	@SEA	29	1-9	0-0	5-6	0	2	2	1	0	0	1	2	7
6.29	@MIN	21	1-6	0-0	2-2	0	1	1	1	0	1	2	1	4
7.6	LVA	23	5-12	0-0	1-2	1	3	4	2	2	0	0	0	11
7.9	SEA	34	11-22	0-0	7-8	3	8	11	0	0	1	1	2	29
7.11	@SEA	35	5-18	0-1	10-10	2	8	10	3	1	0	5	1	20
7.13	@LAS	34	3-10	0-1	3-4	2	5	7	3	1	0	4	2	9
7.15	IND	34	7-19	0-2	7-9	4	7	11	3	1	1	0	3	21
7.24	LAS	32	10-18	1-1	3-3	2	8	10	2	1	0	2	1	24
7.27	GSV	18	8-11	1-1	7-7	1	5	6	2	2	1	1	0	24
7.28	SEA	22	2-5	0-0	7-8	1	3	4	2	0	0	0	1	11
8.1	NYL	31	5-15	0-1	5-7	2	2	4	3	3	0	3	2	15
8.3	NYL	34	6-15	1-3	4-4	1	7	8	2	0	0	3	3	17
8.5	@PHO	30	5-12	1-1	5-6	2	5	7	1	0	2	5	4	16
8.7	@LAS	36	6-19	1-4	6-7	1	6	7	2	1	2	0	2	19
8.10	@LVA	28	4-8	0-1	0-0	0	5	5	3	3	1	1	4	8
8.11	@GSV													
8.13	CHI	21	7-14	1-2	0-0	0	3	3	0	1	1	0	3	15
8.17	IND	30	8-18	1-3	4-5	3	3	6	3	1	0	3	4	21
8.19	@WAS	23	4-11	1-2	4-6	2	7	9	2	1	0	1	3	13
8.21	WAS	21	9-14	0-1	3-4	2	4	6	0	2	0	0	1	21
8.23	@CHI	31	9-16	0-1	5-6	3	7	10	2	0	1	1	3	23
8.25	@NYL	27	6-12	0-0	1-2	1	2	3	1	1	0	0	2	13
8.27	@DAL	27	6-13	0-0	6-6	0	5	5	3	0	1	1	2	18
8.30	MIN	29	6-11	0-0	2-2	2	6	8	3	0	0	0	2	14
9.1	ATL	35	10-20	0-2	2-2	2	6	8	1	0	0	3	3	22
9.3	@CHI	23	8-13	0-0	3-3	0	2	2	0	0	0	1	3	19
9.6	PHO													
9.8	@ATL													
9.10	ATL													

CAREER STATISTICS

YEAR	TM	G-GS	MIN	FG-FGA	3P-3PA	FT-FTA	OR	DR	TOT	AST	STL	BK	TO	PF	PTS
2010	CON	34-34	1054	206-423	0-1	116-152	129	269	398	51	25	57	71	72	528
2011	CON	34-34	1135	254-543	0-3	92-134	126	248	374	63	26	60	75	89	600
2012	CON	33-33	1095	250-501	1-5	93-116	123	222	345	57	17	47	74	64	594
2013	CON	29-29	950	218-545	0-3	85-113	98	195	293	42	27	28	64	57	521
2014	NYL	34-34	1118	236-511	0-0	118-157	89	231	320	74	44	30	78	57	590
2015	NYL	34-34	1052	243-531	1-5	93-130	72	216	288	83	24	23	82	56	580
2016	NYL	32-32	1076	273-622	17-49	125-154	74	243	317	121	27	25	63	48	688
2017	NYL	34-34	1094	262-593	24-69	123-153	69	249	318	87	28	24	80	74	671
2018	NYL	33-33	1087	263-556	31-95	94-122	63	168	231	90	24	20	93	84	651
2019	NYL	33-33	1027	220-566	11-59	108-133	65	184	249	78	23	29	85	92	559
2021	WAS	27-27	900	238-530	50-137	105-128	73	185	258	57	25	23	59	63	631
2022	2TM	34-26	982	198-433	39-110	67-81	51	198	249	67	25	23	73	96	502
2024	ATL	39-39	1160	243-533	11-42	84-107	97	277	374	89	36	20	61	96	581
2025	CON	40-39	1140	243-554	12-44	159-184	60	175	235	68	33	17	77	85	657
CAREER		470-461	14878	3347-7441	197-622	1462-1864	1189	3060	4249	1027	384	426	1035	1033	8353

SEASON-CAREER HIGHS

POINTS

Season: 29, Seattle 7-9-25
Career: 36, Dallas 6-2-17

TOTAL REBOUNDS

Season: 11, Seattle 7-9-25
Career: 23, two times

DEFENSIVE REBOUNDS

Season: 8, two times
Career: 17, Atlanta 7-7-10

OFFENSIVE REBOUNDS

Season: 4, three times
Career: 9, Minnesota 8-3-10

ASSISTS

Season: 3, eight times
Career: 10, two times

BLOCKS

Season: 2, four times
Career: 8, Washington 8-8-10

STEALS

Season: 3, three times
Career: 7, Atlanta 5-24-16

FIELD GOALS

Season: 11, Seattle 7-9-25
Career: 14, four times

FIELD GOAL ATTEMPTS

Season: 22, Seattle 7-9-25
Career: 30, Indiana 6-19-21

3-POINT FIELD GOALS

Season: 2, Dallas 5-27-25
Career: 5, two times

3-POINT FIELD GOAL ATTEMPTS

Season: 3, Dallas 5-27-25
Career: 9, Connecticut 6-29-21

FREE THROWS MADE

Season: 10, Dallas 6-20-25
Career: 19, Phoenix 6-29-13

FREE THROWS ATTEMPTED

Season: 11, Dallas 6-20-25
Career: 24, Phoenix 6-29-13

MINUTES

Season: 36, Chicago 6-15-25
Career: 46, Chicago 6-23-11



AALIYAH EDWARDS | #8

FORWARD | 6-3 | UCONN | 7/9/2002 | 1 YEAR PRO | 2024 RND 1 PICK 6 (WAS)

QUICK FACTS:

- Acquired by the Sun in trade with the Washington Mystics on August 7, 2025.
- Drafted by the Mystics as the sixth pick overall in the 2024 WNBA Draft and averaged 7.0 points, 4.7 rebounds, and 1.0 assists on 18.5 minutes per game during her time in Washington.
- Played four seasons with the University of Connecticut Huskies and averaged 13.4 points, 7.4 rebounds and 1.7 assists per game over 132 career games. Honors including WBCA All-American (2024), USBWA Second Team All-America (2024), AP Third Team All-America (2023), All-BIG EAST First Team (2023, 24), BIG EAST Most Improved Player (2023), BIG EAST Sixth Woman of the Year (2021) and BIG EAST All-Freshman Team (2021).
- Member of the Canadian National Team at the 2021 Tokyo and 2024 Paris Olympics

GAME BY GAME STATISTICS

DATE	OPP	MIN	FG-FGA	3P-3PA	FT-FTA	OR	DR	TOT	AST	STL	BK	TO	PF	PTS
8.10	@LVA	17	2-5	0-0	0-0	1	3	4	2	1	0	2	1	4
8.11	@GSV	18	2-6	0-0	4-6	3	2	5	0	0	2	3	3	8
8.13	CHI	11	1-3	0-1	0-0	0	1	1	0	1	0	1	2	2
8.17	IND	10	1-3	0-0	3-4	1	2	3	0	0	0	1	3	5
8.19	@WAS	16	4-6	0-0	0-0	2	2	4	1	1	1	0	3	8
8.21	WAS	16	3-4	0-0	4-6	1	4	5	0	0	0	2	3	10
8.23	@CHI	16	0-1	0-0	0-0	1	2	3	1	1	2	0	0	0
8.25	@NYL	15	0-2	0-0	2-2	2	2	4	2	0	0	1	2	2
8.27	@DAL	6	0-0	0-0	0-0	0	1	1	0	0	0	1	1	0
8.30	MIN	20	3-6	0-0	5-8	2	3	5	2	0	0	1	1	11
9.1	ATL	20	2-2	0-0	0-0	1	3	4	1	0	2	2	2	4
9.3	@CHI	27	2-6	0-0	0-0	4	4	8	1	1	1	3	3	4
9.6	PHO													
9.8	@ATL													
9.10	ATL													

SEASON-CAREER HIGHS

POINTS
Season: 15, Minnesota 7-3-25
Career: 23, Chicago 6-6-24
TOTAL REBOUNDS
Season: 8, Chicago 9-3-25
Career: 14, Chicago 6-6-24
DEFENSIVE REBOUNDS
Season: 5, three times
Career: 13, Chicago 6-6-24
OFFENSIVE REBOUNDS
Season: 5, Connecticut 6-8-25
Career: 5, Connecticut 6-8-25
ASSISTS
Season: 2, three times
Career: 4, two times
BLOCKS
Season: 2, four times
Career: 4, Chicago 6-6-24
STEALS
Season: 1, 15 times
Career: 3, Los Angeles 5-21-24
FIELD GOALS
Season: 6, Minnesota 7-3-25
Career: 10, Chicago 6-6-24
FIELD GOAL ATTEMPTS
Season: 8, two times
Career: 12, Chicago 6-6-24
3-POINT FIELD GOALS
Season:
Career:
3-POINT FIELD GOAL ATTEMPTS
Season: 1, seven times
Career: 1, 14 times
FREE THROWS MADE
Season: 5, two times
Career: 5, three times
FREE THROWS ATTEMPTED
Season: 8, Minnesota 8-30-25
Career: 8, two times
MINUTES
Season: 27, Chicago 9-3-25
Career: 35, Chicago 6-6-24

CAREER STATISTICS

YEAR	TM	G-GS	MIN	FG-FGA	3P-3PA	FT-FTA	OR	DR	TOT	AST	STL	BK	TO	PF	PTS
2024	WAS	34-17	741	103-210	0-7	52-80	48	143	191	48	25	27	50	91	258
2025	2TM	33-0	477	65-138	0-8	53-82	43	73	116	19	15	14	40	52	183
CAREER		67-17	1218	168-348	0-15	105-162	91	216	307	67	40	41	90	143	441



BRIA HARTLEY | #14

GUARD | 5-9 | CONNECTICUT | 9/30/1992 | 9 YEARS PRO | 2014 RND 1 PICK 7

QUICK FACTS:

- Signed a training camp contract with the Connecticut Sun on May 11, 2025
- Returns to WNBA/Connecticut after most recently playing with the team during the 2022 regular season before suffering a season-ending ACL injury
- Has played with Washington (2014-16), New York (2017-19), Phoenix (2020-21) and Indiana (2022)
- Competed in the 2025 Athletes Unlimited season, where she averaged 15.1 points, 4.7 rebounds and 4.3 assists per game and finished tenth overall on the league's leader board.

GAME BY GAME STATISTICS

DATE	OPP	MIN	FG-FGA	3P-3PA	FT-FTA	OR	DR	TOT	AST	STL	BK	TO	PF	PTS
5.18	WAS	19	3-4	2-2	3-3	2	2	4	3	2	0	3	2	11
5.20	LVA	19	2-8	1-4	2-2	0	2	2	5	1	0	2	2	7
5.23	@MIN	23	1-6	1-3	2-2	0	0	0	4	0	0	4	3	5
5.25	@ATL	19	2-9	1-3	2-2	0	0	0	1	2	0	0	0	7
5.27	DAL	19	4-7	2-5	2-5	0	1	1	2	1	0	1	4	12
5.30	@IND	23	2-5	2-4	0-0	0	3	3	3	2	0	0	3	6
6.1	@NYL	16	2-6	1-2	0-0	0	0	0	0	0	0	3	2	5
6.6	ATL	26	5-11	0-2	1-1	0	4	4	6	0	0	2	2	11
6.8	@WAS	23	2-8	0-5	2-2	0	1	1	3	0	0	3	5	6
6.15	CHI	30	3-10	0-3	0-0	1	2	3	5	2	0	1	4	6
6.17	@IND	13	1-6	0-2	0-0	0	0	0	1	0	0	1	2	2
6.18	PHO	18	2-6	2-4	3-4	1	0	1	2	0	0	0	4	9
6.20	DAL	17	1-6	1-3	4-4	0	2	2	2	2	0	3	0	7
6.22	@GSV	20	2-8	2-6	1-1	0	3	3	3	1	0	2	1	7
6.25	@LVA	25	2-10	0-2	2-2	0	1	1	2	0	0	0	3	6
6.27	@SEA	30	7-13	3-6	2-4	0	4	4	6	1	0	2	2	19
6.29	@MIN	20	1-8	1-6	0-0	0	3	3	2	1	0	3	4	3
7.6	LVA	20	2-8	1-4	2-3	0	0	0	2	2	0	1	2	7
7.9	SEA	24	4-8	3-5	4-4	1	2	3	5	1	0	1	3	15
7.11	@SEA	29	2-4	1-2	2-2	0	5	5	2	0	0	4	5	7
7.13	@LAS	32	7-17	4-11	7-8	0	1	1	6	1	0	1	1	25
7.15	IND	29	3-8	3-7	2-2	1	3	4	2	0	0	2	5	11
7.24	LAS	18	5-9	2-3	4-4	0	3	3	2	1	0	2	1	16
7.27	GSV	21	4-8	4-8	3-4	0	0	0	3	1	0	3	1	15
7.28	SEA	30	4-12	2-4	7-8	0	1	1	4	0	0	1	2	17
8.1	NYL	20	1-5	1-3	1-3	0	4	4	2	1	0	1	3	4
8.3	NYL	22	4-10	2-5	2-4	0	3	3	4	2	0	2	2	12
8.5	@PHO	21	3-8	1-3	0-0	0	1	1	4	0	0	1	2	7
8.7	@LAS	26	6-13	4-8	0-0	1	0	1	3	0	0	2	4	16
8.10	@LVA	28	3-6	3-3	0-0	0	3	3	4	0	0	1	3	9
8.11	@GSV	19	1-9	1-5	0-0	1	0	1	4	1	0	2	3	3
8.13	CHI	9	0-3	0-1	0-2	0	2	2	2	0	0	1	0	0
8.17	IND	23	2-5	0-1	0-0	0	2	2	0	0	0	4	5	4
8.19	@WAS	14	1-3	0-2	1-2	0	0	0	1	1	0	0	1	3
8.21	WAS	17	1-6	0-2	1-2	0	0	0	3	1	0	2	2	3
8.23	@CHI	32	8-9	3-3	4-6	1	1	2	4	0	0	3	4	23
8.25	@NYL	32	1-6	0-3	1-2	1	3	4	4	1	0	2	2	3
8.27	@DAL	25	2-5	0-2	4-4	1	2	3	6	1	0	2	1	8
8.30	MIN													
9.1	ATL													
9.3	@CHI													
9.6	PHO													
9.8	@ATL													
9.10	ATL													

OUT- RIGHT KNEE
OUT- RIGHT KNEE
OUT- RIGHT KNEE

CAREER STATISTICS

YEAR	TM	G-GS	MIN	FG-FGA	3P-3PA	FT-FTA	OR	DR	TOT	AST	STL	BK	TO	PF	PTS
2014	WAS	34-29	921	116-305	33-101	64-82	19	53	72	105	24	2	85	60	329
2015	WAS	25-0	306	34-112	11-46	26-34	4	26	30	41	12	1	21	23	105
2016	WAS	24-5	405	50-133	21-58	36-45	9	38	47	54	10	0	35	44	157
2017	NYL	34-24	727	99-238	38-110	29-39	10	61	71	70	19	5	49	55	265
2018	NYL	34-20	805	103-265	36-117	46-65	25	75	100	121	29	2	68	75	288
2019	NYL	24-18	545	79-210	24-73	53-66	18	59	77	76	18	1	50	55	235
2020	PHO	13-3	321	66-157	25-65	33-41	5	33	38	58	15	0	27	33	190
2021	PHO	6-0	51	9-16	4-7	0-0	2	2	4	5	1	0	5	1	22
2022	2TM	13-0	123	14-37	7-17	4-6	1	11	12	14	4	0	10	7	39
2025	CON	38-32	867	106-293	54-147	71-92	11	64	75	117	29	0	69	95	337
CAREER		245-131	5075	676-1766	253-741	362-470	104	422	526	661	161	11	419	448	1967

SEASON-CAREER HIGHS

POINTS

Season: 25, Los Angeles 7-13-25
Career: 27, New York 8-2-20

TOTAL REBOUNDS

Season: 5, Seattle 7-11-25
Career: 6, eight times

DEFENSIVE REBOUNDS

Season: 5, Seattle 7-11-25
Career: 6, Los Angeles 8-14-18

OFFENSIVE REBOUNDS

Season: 2, Washington 5-18-25
Career: 4, Indiana 6-1-19

ASSISTS

Season: 6, four times
Career: 9, Los Angeles 8-19-20

BLOCKS

Season:
Career: 2, Dallas 6-2-17

STEALS

Season: 2, five times
Career: 4, Atlanta 6-18-14

FIELD GOALS

Season: 8, Chicago 8-23-25
Career: 11, Seattle 6-22-14

FIELD GOAL ATTEMPTS

Season: 17, Los Angeles 7-13-25
Career: 18, two times

3-POINT FIELD GOALS

Season: 4, two times
Career: 4, nine times

3-POINT FIELD GOAL ATTEMPTS

Season: 11, Los Angeles 7-13-25
Career: 11, Los Angeles 7-13-25

FREE THROWS MADE


Season: 7, two times
Career: 8, two times

FREE THROWS ATTEMPTED

Season: 8, two times
Career: 8, seven times

MINUTES

Season: 32, two times
Career: 39, New York 7-29-14



LEILA LACAN | #47

GUARD | 5-11 | FRANCE | 6/2/2004 | ROOKIE | 2024 RND 1 PICK 10 (CON)

QUICK FACTS:

- Signed a rookie-scale contract with the Connecticut Sun on February 8, 2025. Originally drafted 10th overall by the Sun in the 2024 WNBA Draft but did not participate in the 2024 season.
- Has competed with the French National team, winning silver at the 2024 Paris Olympics and bronze at the 2023 FIBA Women's EuroBasket.
- Competed with French professional club, Basket Landes, during the 2024-25 season and averaged 13.9 points, 2.8 rebounds and 3.1 assists per game.

GAME BY GAME STATISTICS

DATE	OPP	MIN	FG-FGA	3P-3PA	FT-FTA	OR	DR	TOT	AST	STL	BK	TO	PF	PTS
5.18	WAS													
5.20	LVA													
5.23	@MIN													
5.25	@ATL													
5.27	DAL													
5.30	@IND													
6.1	@NYL													
6.6	ATL													
6.8	@WAS													
6.15	CHI													
6.17	@IND													
6.18	PHO													
6.20	DAL													
6.22	@GSV													
6.25	@LVA													
6.27	@SEA													
6.29	@MIN													
7.6	LVA	23	1-2	1-2	2-2	0	0	0	1	0	0	2	4	5
7.9	SEA	19	3-6	0-3	2-2	0	4	4	3	0	0	1	4	8
7.11	@SEA	31	4-13	0-5	2-2	4	3	7	1	0	0	4	5	10
7.13	@LAS	30	3-7	1-3	0-0	0	2	2	4	1	1	1	3	7
7.15	IND	24	8-13	1-3	2-3	0	1	1	1	3	0	3	0	19
7.24	LAS	19	1-4	0-3	0-0	1	0	1	6	3	0	2	5	2
7.27	GSV	20	4-7	0-1	0-0	1	1	2	2	6	0	0	2	8
7.28	SEA	22	2-6	1-2	4-4	0	2	2	4	2	0	2	3	9
8.1	NYL	23	6-8	2-2	2-2	0	4	4	1	1	0	0	2	16
8.3	NYL	15	2-5	0-2	0-0	2	0	2	1	3	0	2	3	4
8.5	@PHO	22	4-9	0-2	2-2	1	4	5	2	6	0	1	5	10
8.7	@LAS	26	5-9	0-1	0-0	1	1	2	7	3	0	1	4	10
8.10	@LVA	24	6-12	1-6	0-0	0	0	0	5	2	0	1	3	13
8.11	@GSV	33	2-10	0-5	2-3	0	0	0	3	0	0	1	3	6
8.13	CHI	30	6-13	1-3	4-6	3	1	4	5	2	0	1	2	17
8.17	IND	38	3-6	1-1	0-0	0	4	4	14	3	0	0	4	7
8.19	@WAS	34	4-8	0-3	0-0	0	2	2	4	4	0	3	1	8
8.21	WAS	37	2-9	1-4	0-0	0	3	3	5	5	0	2	5	5
8.23	@CHI	19	3-5	0-1	0-0	0	0	0	4	1	0	0	4	6
8.25	@NYL	30	9-15	2-3	2-2	1	2	3	3	2	0	4	5	22
8.27	@DAL	32	9-14	2-4	2-3	1	2	3	6	4	0	2	2	22
8.30	MIN	25	3-10	0-2	0-0	1	0	1	5	0	1	5	2	6
9.1	ATL	31	6-9	1-2	4-4	0	3	3	4	2	1	4	5	17
9.3	@CHI	22	4-9	0-2	0-1	1	2	3	1	1	1	2	2	8
9.6	PHO													
9.8	@ATL													
9.10	ATL													

CAREER STATISTICS

YEAR	TM	G-GS	MIN	FG-FGA	3P-3PA	FT-FTA	OR	DR	TOT	AST	STL	BK	TO	PF	PTS
2025	CON	24-14	640	100-209	15-65	30-36	17	41	58	92	54	4	44	78	245
CAREER		24-14	640	100-209	15-65	30-36	17	41	58	92	54	4	44	78	245

SEASON-CAREER HIGHS

POINTS
Season: 22, two times
Career: 22, two times
TOTAL REBOUNDS
Season: 7, Seattle 7-11-25
Career: 7, Seattle 7-11-25
DEFENSIVE REBOUNDS
Season: 4, two times
Career: 4, two times
OFFENSIVE REBOUNDS
Season: 4, Seattle 7-11-25
Career: 4, Seattle 7-11-25
ASSISTS
Season: 14, Indiana 8-17-25
Career: 14, Indiana 8-17-25
BLOCKS
Season: 1, four times
Career: 1, four times
STEALS
Season: 6, two times
Career: 6, two times
FIELD GOALS
Season: 9, two times
Career: 9, two times
FIELD GOAL ATTEMPTS
Season: 15, New York 8-25-25
Career: 15, New York 8-25-25
3-POINT FIELD GOALS
Season: 2, three times
Career: 2, three times
3-POINT FIELD GOAL ATTEMPTS
Season: 6, Las Vegas 8-10-25
Career: 6, Las Vegas 8-10-25
FREE THROWS MADE
Season: 4, two times
Career: 4, two times
FREE THROWS ATTEMPTED
Season: 4, two times
Career: 4, two times
MINUTES
Season: 38, Indiana 8-17-25
Career: 38, Indiana 8-17-25



MARINA MABREY | #3

GUARD | 5-11 | NOTRE DAME | 9/14/1996 | 6 YRS PRO | 2019 RND 2 PICK 19 (LAS)

QUICK FACTS:

- Traded to the Sun on 7/17/24 from the Chicago Sky.
- Averaged 14.4 points, 4.4 rebounds, 4.1 assists and 1.1 steals per game in 2024
- Set new career-highs in rebounds (12) and blocks (3) and eclipsed 2,000 career-points in 2024.
- Competed in the inaugural season of Unrivaled during the 2024-25 WNBA offseason with Team Phantom.
- 2018 NCAA National Champion with the University of Notre Dame

GAME BY GAME STATISTICS

DATE	OPP	MIN	FG-FGA	3P-3PA	FT-FTA	OR	DR	TOT	AST	STL	BK	TO	PF	PTS
5.18	WAS	35	5-21	1-8	0-1	0	4	4	3	0	1	3	5	11
5.20	LVA	19	3-11	1-5	0-0	0	1	1	2	0	0	2	2	7
5.23	@MIN	31	7-19	4-12	4-4	0	8	8	6	0	0	3	5	22
5.25	@ATL	34	4-14	2-7	2-2	1	9	10	4	0	0	1	5	12
5.27	DAL	27	6-12	4-9	3-4	0	4	4	1	1	0	6	5	19
5.30	@IND	37	10-17	4-9	2-2	0	5	5	5	2	1	1	4	26
6.1	@NYL	28	2-11	2-9	2-2	0	4	4	2	1	0	2	5	8
6.6	ATL	33	13-22	3-8	5-6	0	4	4	4	0	1	1	2	34
6.8	@WAS	30	6-15	2-6	1-1	3	4	7	8	1	1	3	6	15
6.15	CHI	39	7-17	5-12	3-4	2	3	5	3	0	0	6	1	22
6.17	@IND	28	2-9	0-6	2-2	1	7	8	1	3	0	4	1	6
6.18	PHO	36	2-11	1-5	3-3	0	2	2	7	0	2	2	3	8
6.20	DAL	28	2-10	1-6	3-4	0	3	3	6	0	1	2	2	8
6.22	@GSV					OUT-LEFT KNEE								
6.25	@LVA					OUT-LEFT KNEE								
6.27	@SEA					OUT-LEFT KNEE								
6.29	@MIN					OUT-LEFT KNEE								
7.6	LVA					OUT-LEFT KNEE								
7.9	SEA					OUT-LEFT KNEE								
7.11	@SEA					OUT-LEFT KNEE								
7.13	@LAS					OUT-LEFT KNEE								
7.15	IND					OUT-LEFT KNEE								
7.24	LAS	25	2-12	2-8	1-2	0	2	2	3	2	0	3	2	7
7.27	GSV	20	6-13	2-8	1-1	0	0	0	4	0	0	3	2	15
7.28	SEA	16	4-10	0-1	0-0	0	2	2	2	0	0	4	2	8
8.1	NYL	33	6-19	2-10	4-4	1	9	10	8	2	1	6	2	18
8.3	NYL	29	3-12	1-7	3-3	2	1	3	2	1	0	2	4	10
8.5	@PHO	29	7-18	2-7	2-2	2	1	3	3	0	0	4	1	18
8.7	@LAS	36	6-20	5-10	2-2	3	4	7	3	0	0	3	4	19
8.10	@LVA	33	8-16	5-13	1-1	0	4	4	3	0	0	4	1	22
8.11	@GSV	25	1-7	0-6	1-1	0	3	3	4	0	0	3	2	3
8.13	CHI	35	4-16	0-4	2-2	0	5	5	4	0	0	1	2	10
8.17	IND	37	11-21	2-6	3-3	0	2	2	5	0	0	3	3	27
8.19	@WAS	35	4-10	0-3	1-1	0	6	6	2	1	1	3	3	9
8.21	WAS	36	3-9	0-2	1-2	0	7	7	5	2	0	1	1	7
8.23	@CHI	36	7-17	2-9	4-4	0	4	4	8	2	0	2	3	20
8.25	@NYL	35	6-18	4-10	0-0	1	1	2	5	1	0	2	5	16
8.27	@DAL	30	4-11	2-5	8-9	0	4	4	2	1	0	2	3	18
8.30	MIN	33	5-12	2-7	2-3	1	3	4	2	0	0	2	3	14
9.1	ATL	29	5-14	1-7	1-1	0	1	1	3	1	0	1	3	12
9.3	@CHI	25	0-8	0-4	0-1	0	3	3	6	0	1	2	2	0
9.6	PHO													
9.8	@ATL													
9.10	ATL													

CAREER STATISTICS

YEAR	TM	G-GS	MIN	FG-FGA	3P-3PA	FT-FTA	OR	DR	TOT	AST	STL	BK	TO	PF	PTS
2019	LAS	31-0	355	45-131	21-77	14-16	6	32	38	30	19	7	24	23	125
2020	DAL	18-12	403	68-158	38-91	16-24	11	48	59	43	25	2	31	37	190
2021	DAL	32-8	773	158-390	63-184	45-51	23	101	124	94	31	10	68	79	424
2022	DAL	34-32	951	178-424	61-174	47-69	20	104	124	125	28	13	82	86	464
2023	CHI	39-39	1169	202-491	89-228	92-110	34	112	146	140	29	18	86	93	585
2024	2TM	40-27	1235	214-518	98-260	49-69	22	152	174	163	45	17	94	104	575
2025	CON	32-31	997	161-452	62-229	67-77	17	120	137	127	21	10	87	94	451
CAREER		226-149	5883	1026-2564	432-1243	330-416	133	669	802	722	198	77	472	516	2814

SEASON-CAREER HIGHS

POINTS

Season: 34, Atlanta 6-6-25
Career: 36, Indiana 6-15-23

TOTAL REBOUNDS

Season: 10, two times
Career: 12, New York 7-13-24

DEFENSIVE REBOUNDS

Season: 9, two times
Career: 12, New York 7-13-24

OFFENSIVE REBOUNDS

Season: 3, two times
Career: 3, nine times

ASSISTS

Season: 8, three times
Career: 10, Phoenix 5-19-22

BLOCKS

Season: 1, ten times
Career: 3, Connecticut 6-12-24

STEALS

Season: 3, Indiana 6-17-25
Career: 5, two times

FIELD GOALS

Season: 13, Atlanta 6-6-25
Career: 14, Indiana 6-15-23

FIELD GOAL ATTEMPTS

Season: 22, Atlanta 6-6-25
Career: 22, three times

3-POINT FIELD GOALS

Season: 5, three times
Career: 6, five times

3-POINT FIELD GOAL ATTEMPTS

Season: 13, Las Vegas 8-10-25
Career: 14, Seattle 5-22-21

FREE THROWS MADE

Season: 8, Dallas 8-27-25
Career: 13, Dallas 8-6-23

FREE THROWS ATTEMPTED

Season: 9, Dallas 8-27-25
Career: 14, Dallas 8-6-23

MINUTES

Season: 39, Chicago 6-15-25
Career: 41, Seattle 5-22-21



RAYAH MARSHALL | #13

FORWARD | 6-4 | USC | 11/15/2003 | ROOKIE | 2025 RND 2 PICK 25 (CON)

QUICK FACTS:

- Selected 25th overall by the Connecticut Sun in the 2025 WNBA Draft.
- Played four seasons at the University of Southern California (2021-2025)
- Accolades include: Big Ten All-Defensive Team (2025), All-Pac 12 First Team member (2023), Pac-12 All-Defensive Team member (2023), Pac-12 All-Freshman Team member (2022)
- Helped lead USC to back-to-back NCAA Elite Eight appearances (2024, 2025), as well as the 2024 Pac-12 tournament and 2025 Big Ten regular season championship titles.

GAME BY GAME STATISTICS

DATE	OPP	MIN	FG-FGA	3P-3PA	FT-FTA	OR	DR	TOT	AST	STL	BK	TO	PF	PTS
5.18	WAS													
5.20	LVA	10	0-3	0-1	0-0	1	5	6	1	0	1	0	2	0
5.23	@MIN													
5.25	@ATL	2	0-0	0-0	0-0	0	0	0	0	0	0	0	0	0
5.27	DAL	7	0-0	0-0	0-0	1	2	3	0	0	0	2	0	0
5.30	@IND													
6.1	@NYL	8	0-2	0-0	1-2	2	2	4	2	0	0	0	0	1
6.6	ATL													
6.8	@WAS													
6.15	CHI													
6.17	@IND	1	0-1	0-0	1-2	0	0	0	0	0	0	0	0	1
6.18	PHO													
6.20	DAL													
6.22	@GSV	10	2-4	0-0	1-1	1	2	3	0	0	0	2	1	5
6.25	@LVA													
6.27	@SEA													
6.29	@MIN	6	2-3	0-0	0-1	0	1	1	0	0	0	1	1	4
7.6	LVA	1	0-0	0-0	0-0	0	0	0	0	0	0	0	0	0
7.9	SEA													
7.11	@SEA													
7.13	@LAS													
7.15	IND													
7.24	LAS													
7.27	GSV	9	1-2	0-0	0-0	0	2	2	0	0	0	0	2	2
7.28	SEA	4	2-3	0-0	1-1	0	0	0	0	1	0	0	0	5
8.1	NYL													
8.3	NYL													
8.5	@PHO													
8.7	@LAS													
8.10	@LVA													
8.11	@GSV													
8.13	CHI													
8.17	IND													
8.19	@WAS													
8.21	WAS													
8.23	@CHI													
8.25	@NYL													
8.27	@DAL													
8.30	MIN	1	0-1	0-0	1-2	0	0	0	0	0	0	0	1	1
9.1	ATL	3	0-0	0-0	0-0	0	1	1	0	0	0	0	0	0
9.3	@CHI	11	2-5	0-0	0-1	1	3	4	1	1	0	1	2	4
9.6	PHO													
9.8	@ATL													
9.10	ATL													

CAREER STATISTICS

YEAR	TM	G-GS	MIN	FG-FGA	3P-3PA	FT-FTA	OR	DR	TOT	AST	STL	BK	TO	PF	PTS
2025	CON	13-0	77	9-24	0-1	5-10	6	18	24	4	2	1	6	9	23
CAREER		13-0	77	9-24	0-1	5-10	6	18	24	4	2	1	6	9	23

SEASON-CAREER HIGHS

POINTS
Season: 5, two times
Career: 5, two times
TOTAL REBOUNDS
Season: 6, Las Vegas 5-20-25
Career: 6, Las Vegas 5-20-25
DEFENSIVE REBOUNDS
Season: 5, Las Vegas 5-20-25
Career: 5, Las Vegas 5-20-25
OFFENSIVE REBOUNDS
Season: 2, New York 6-1-25
Career: 2, New York 6-1-25
ASSISTS
Season: 2, New York 6-1-25
Career: 2, New York 6-1-25
BLOCKS
Season: 1, Las Vegas 5-20-25
Career: 1, Las Vegas 5-20-25
STEALS
Season: 1, two times
Career: 1, two times
FIELD GOALS
Season: 2, three times
Career: 2, three times
FIELD GOAL ATTEMPTS
Season: 5, Chicago 9-3-25
Career: 5, Chicago 9-3-25
3-POINT FIELD GOALS
Season:
Career:
3-POINT FIELD GOAL ATTEMPTS
Season: 1, Las Vegas 5-20-25
Career: 1, Las Vegas 5-20-25
FREE THROWS MADE
Season: 1, five times
Career: 1, five times
FREE THROWS ATTEMPTED
Season: 2, two times
Career: 2, two times
MINUTES
Season: 11, Chicago 9-3-25
Career: 11, Chicago 9-3-25



ANEESAH MORROW | #24

FORWARD | 6-1 | LSU | 2/2/2003 | ROOKIE | 2025 RND 1 PICK 7 (CON)

QUICK FACTS:

- Selected seventh overall by the Connecticut Sun in the 2025 WNBA Draft.
- Played two seasons at DePaul University (2021-2023) before transferring to LSU for her final two collegiate seasons (2023-2025).
- Accolades include: Katrina McClain Award winner ('25), WBCA Coaches' All-American ('25), First-team All-American- USBWA ('25), USBWA/WBCA National Freshman of the Year ('22), 2x First-team All-SEC (24, 25), 2x First-team All-Big East ('22, '23), 2x NCAA season rebounding leader ('22, '25)

GAME BY GAME STATISTICS

DATE	OPP	MIN	FG-FGA	3P-3PA	FT-FTA	OR	DR	TOT	AST	STL	BK	TO	PF	PTS
5.18	WAS													
5.20	LVA													
5.23	@MIN	1	0-1	0-1	0-0	0	0	0	0	0	0	0	2	0
5.25	@ATL	10	1-4	1-1	0-0	2	5	7	0	0	0	1	2	3
5.27	DAL	8	1-3	0-1	1-5	0	0	0	0	0	0	1	2	3
5.30	@IND	2	1-1	0-0	0-0	1	0	1	0	0	0	0	0	2
6.1	@NYL	15	2-6	2-5	2-2	1	2	3	0	0	0	0	2	8
6.6	ATL	13	1-2	0-0	1-2	0	2	2	1	0	0	0	2	3
6.8	@WAS	17	1-4	0-1	0-0	0	0	0	1	1	1	2	3	2
6.15	CHI													
6.17	@IND	3	0-0	0-0	0-0	0	0	0	0	0	0	0	0	0
6.18	PHO	22	5-11	0-1	6-8	3	6	9	1	3	0	2	2	16
6.20	DAL	19	3-6	0-0	4-5	3	4	7	3	0	1	0	4	10
6.22	@GSV	15	4-9	1-2	5-7	3	1	4	0	0	0	1	4	14
6.25	@LVA	11	0-5	0-0	0-0	0	6	6	1	0	1	2	3	0
6.27	@SEA	26	9-14	2-2	0-0	4	7	11	1	2	0	3	2	20
6.29	@MIN	26	5-14	0-3	6-6	3	8	11	2	5	1	1	3	16
7.6	LVA	21	4-14	0-3	4-4	2	1	3	0	2	1	3	1	12
7.9	SEA	19	2-5	0-1	2-2	1	6	7	0	0	1	2	3	6
7.11	@SEA	10	1-3	0-2	2-2	0	1	1	0	0	0	0	2	4
7.13	@LAS	21	5-11	0-3	0-0	2	5	7	0	0	0	2	0	10
7.15	IND	23	3-13	1-4	0-0	2	10	12	1	0	0	1	1	7
7.24	LAS	12	2-5	1-1	0-0	2	6	8	0	0	0	1	4	5
7.27	GSV	23	3-9	0-2	2-2	4	7	11	0	2	1	2	5	8
7.28	SEA	17	3-7	1-3	2-2	1	6	7	1	1	0	1	1	9
8.1	NYL	22	2-4	0-0	0-0	6	5	11	1	0	0	4	0	4
8.3	NYL	26	5-11	0-3	6-6	1	8	9	0	1	2	1	2	16
8.5	@PHO	15	0-5	0-3	0-0	2	2	4	0	0	0	2	1	0
8.7	@LAS	20	3-8	0-2	0-0	4	3	7	0	0	1	0	2	6
8.10	@LVA	12	3-7	1-3	0-0	0	3	3	0	1	1	1	2	7
8.11	@GSV	24	5-13	1-3	2-2	3	11	14	0	1	0	1	1	13
8.13	CHI	28	3-7	1-2	2-2	2	7	9	0	1	3	0	3	9
8.17	IND	34	4-9	0-2	2-4	3	8	11	1	2	0	0	4	10
8.19	@WAS	11	1-7	0-1	0-0	3	1	4	0	1	0	0	1	2
8.21	WAS	23	3-9	0-1	0-0	4	4	8	1	2	0	2	3	6
8.23	@CHI	24	2-4	1-1	2-2	1	4	5	1	2	1	2	2	7
8.25	@NYL	25	6-11	3-3	3-4	4	11	15	0	0	0	1	0	18
8.27	@DAL	29	4-7	0-0	3-3	1	10	11	3	2	0	0	1	11
8.30	MIN	21	2-9	0-0	2-3	4	7	11	0	0	0	1	2	6
9.1	ATL	20	3-8	0-4	0-1	1	4	5	1	1	1	0	1	6
9.3	@CHI	4	0-1	0-0	2-2	1	0	1	0	0	0	1	1	2
9.6	PHO													
9.8	@ATL													
9.10	ATL													

CAREER STATISTICS

YEAR	TM	G-GS	MIN	FG-FGA	3P-3PA	FT-FTA	OR	DR	TOT	AST	STL	BK	TO	PF	PTS
2025	CON	38-20	690	102-267	16-64	61-76	74	171	245	20	30	17	40	74	281
CAREER		38-20	690	102-267	16-64	61-76	74	171	245	20	30	17	40	74	281

SEASON-CAREER HIGHS

- POINTS
Season: 20, Seattle 6-27-25
Career: 20, Seattle 6-27-25
- TOTAL REBOUNDS
Season: 15, New York 8-25-25
Career: 15, New York 8-25-25
- DEFENSIVE REBOUNDS
Season: 11, two times
Career: 11, two times
- OFFENSIVE REBOUNDS
Season: 6, New York 8-1-25
Career: 6, New York 8-1-25
- ASSISTS
Season: 3, two times
Career: 3, two times
- BLOCKS
Season: 3, Chicago 8-13-25
Career: 3, Chicago 8-13-25
- STEALS
Season: 5, Minnesota 6-29-25
Career: 5, Minnesota 6-29-25
- FIELD GOALS
Season: 9, Seattle 6-27-25
Career: 9, Seattle 6-27-25
- FIELD GOAL ATTEMPTS
Season: 14, Seattle 6-27-25
Career: 14, Seattle 6-27-25
- 3-POINT FIELD GOALS
Season: 3, New York 8-25-25
Career: 3, New York 8-25-25
- 3-POINT FIELD GOAL ATTEMPTS
Season: 5, New York 6-1-25
Career: 5, New York 6-1-25
- FREE THROWS MADE
Season: 6, three times
Career: 6, three times
- FREE THROWS ATTEMPTED
Season: 8, Phoenix 6-18-25
Career: 8, Phoenix 6-18-25
- MINUTES
Season: 26, two times
Career: 26, two times



OLIVIA NELSON-ODODA | #10

FORWARD | 6-5 | CONNECTICUT | 8/17/2000 | 3 YRS PRO | 2022 RND 2 PICK 19 (LAS)

QUICK FACTS:

- Traded to the Sun on Jan. 2023 from the Los Angeles Sparks.
- Appeared in 37 regular season games for the Sun, averaging 3.4 points, 2.5 rebounds and 0.6 blocks per game in 2024.
- Competed with Shanxi in Women’s Chinese Basketball Association (WBCA) during the 2024-25 offseason.
- All-BIG EAST First Team ('22), BIG EAST Co-Defensive Player of the Year ('21) at UConn.

GAME BY GAME STATISTICS

DATE	OPP	MIN	FG-FGA	3P-3PA	FT-FTA	OR	DR	TOT	AST	STL	BK	TO	PF	PTS
5.18	WAS	24	5-8	0-0	8-8	3	5	8	0	0	0	0	4	18
5.20	LVA	20	3-7	0-1	2-2	2	1	3	2	0	1	2	3	8
5.23	@MIN	28	5-7	0-0	0-0	5	5	10	2	0	1	3	4	10
5.25	@ATL	21	4-7	0-0	3-6	0	5	5	0	0	2	1	2	11
5.27	DAL	25	1-5	0-0	4-6	2	3	5	3	2	0	0	1	6
5.30	@IND	28	2-8	0-0	4-4	3	6	9	0	1	1	0	4	8
6.1	@NYL	20	2-5	0-0	2-2	2	3	5	0	1	0	2	2	6
6.6	ATL	11	0-3	0-0	2-2	0	1	1	0	3	0	1	0	2
6.8	@WAS													
6.15	CHI	25	2-6	0-0	1-4	1	9	10	0	1	2	2	3	5
6.17	@IND	16	6-8	0-0	2-2	5	3	8	0	0	0	2	3	14
6.18	PHO	23	4-6	0-0	2-4	4	10	14	1	0	3	1	2	10
6.20	DAL	20	3-5	0-0	0-0	0	0	0	1	1	3	0	2	6
6.22	@GSV	22	0-5	0-0	4-6	1	5	6	3	0	5	1	5	4
6.25	@LVA	27	4-8	0-0	4-4	2	3	5	0	0	1	4	4	12
6.27	@SEA	27	5-7	0-0	2-5	0	6	6	2	3	2	0	3	12
6.29	@MIN	21	4-8	0-0	2-3	1	2	3	2	0	1	0	1	10
7.6	LVA	22	3-5	0-0	3-4	1	6	7	1	0	0	2	0	9
7.9	SEA	25	3-7	0-0	2-2	0	6	6	0	0	3	2	2	8
7.11	@SEA	34	4-5	0-0	2-2	2	6	8	1	1	2	0	1	10
7.13	@LAS	23	2-4	0-0	0-0	1	2	3	0	0	0	4	6	4
7.15	IND	19	3-9	0-0	0-0	4	1	5	1	1	0	1	3	6
7.24	LAS	29	7-12	0-0	3-4	3	1	4	0	0	2	0	3	17
7.27	GSV	9	0-0	0-0	0-0	0	0	0	0	0	1	1	6	0
7.28	SEA	24	4-8	0-0	2-3	1	5	6	2	3	2	0	0	10
8.1	NYL	26	6-8	0-0	4-6	2	2	4	1	1	3	2	2	16
8.3	NYL	18	3-5	0-0	2-5	0	2	2	0	0	0	1	1	8
8.5	@PHO	22	2-5	0-0	0-0	2	2	4	0	1	1	1	0	4
8.7	@LAS	21	2-3	0-0	4-6	3	3	6	1	0	1	2	3	8
8.10	@LVA	15	3-5	0-0	0-0	2	1	3	0	0	0	0	3	6
8.11	@GSV	30	5-5	1-1	1-2	2	2	4	2	1	2	1	1	12
8.13	CHI	18	4-4	0-0	0-2	2	1	3	2	3	2	1	2	8
8.17	IND	14	1-1	0-0	2-4	0	2	2	0	1	0	1	4	4
8.19	@WAS	28	5-11	0-0	5-6	2	7	9	4	0	1	0	3	15
8.21	WAS	18	3-6	0-0	2-3	0	4	4	2	2	1	0	2	8
8.23	@CHI	7	0-2	0-0	0-0	0	1	1	0	0	0	0	1	0
8.25	@NYL	11	1-4	0-0	0-0	1	1	2	0	1	0	1	1	2
8.27	@DAL	12	2-3	0-0	4-4	1	2	3	1	0	0	1	2	8
8.30	MIN													
9.1	ATL													
9.3	@CHI													
9.6	PHO													
9.8	@ATL													
9.10	ATL													

CAREER STATISTICS

YEAR	TM	G-GS	MIN	FG-FGA	3P-3PA	FT-FTA	OR	DR	TOT	AST	STL	BK	TO	PF	PTS
2022	LAS	30-6	436	47-84	0-0	26-37	34	54	88	11	9	24	30	77	120
2023	CON	39-0	584	65-121	0-0	46-65	50	94	144	23	20	33	30	87	176
2024	CON	37-0	436	49-99	0-0	27-41	30	63	93	8	14	21	29	63	125
2025	CON	37-21	800	113-215	1-2	78-111	60	124	184	34	27	43	40	89	305
CAREER		143-27	2256	274-519	1-2	177-254	174	336	510	76	70	121	129	316	726

SEASON-CAREER HIGHS

POINTS
Season: 18, Washington 5-18-25
Career: 20, Chicago 9-10-23
TOTAL REBOUNDS
Season: 14, Phoenix 6-18-25
Career: 14, Phoenix 6-18-25
DEFENSIVE REBOUNDS
Season: 10, Phoenix 6-18-25
Career: 10, two times
OFFENSIVE REBOUNDS
Season: 5, two times
Career: 6, Indiana 8-4-23
ASSISTS
Season: 4, Washington 8-19-25
Career: 4, three times
BLOCKS
Season: 5, Golden State 6-22-25
Career: 5, Golden State 6-22-25
STEALS
Season: 3, three times
Career: 3, six times
FIELD GOALS
Season: 7, Los Angeles 7-24-25
Career: 8, Chicago 9-10-23
FIELD GOAL ATTEMPTS
Season: 12, Los Angeles 7-24-25
Career: 14, Chicago 9-19-24
3-POINT FIELD GOALS
Season: 1, Golden State 8-11-25
Career: 1, Golden State 8-11-25
3-POINT FIELD GOAL ATTEMPTS
Season: 1, two times
Career: 1, two times
FREE THROWS MADE
Season: 8, Washington 5-18-25
Career: 8, Washington 5-18-25
FREE THROWS ATTEMPTED
Season: 8, Washington 5-18-25
Career: 8, Washington 5-18-25
MINUTES
Season: 30, Golden State 8-11-25
Career: 35, Chicago 9-10-23



HALEY PETERS | #7

FORWARD | 6-3 | DUKE | 9/17/1992 | 3 YEARS PRO | UNDRAFTED

QUICK FACTS:

- Signed a training camp contract with the Connecticut Sun on February 24, 2025.
- Has seen WNBA action with the San Antonio Silver Stars (2016-17), Washington Mystics (2017) and Atlanta Dream (2019).
- Played the 2024-25 season overseas with French club, ESB Villeneuve, where she averaged 13.1 points, 7.3 rebounds and 2.3 assists per game.
- With Duke- All-ACC Second Team (2013), All-ACC Third Team (2012), 2x ACC Tournament Champion

GAME BY GAME STATISTICS

DATE	OPP	MIN	FG-FGA	3P-3PA	FT-FTA	OR	DR	TOT	AST	STL	BK	TO	PF	PTS
5.18	WAS	16	1-6	0-2	1-2	2	2	4	1	0	0	3	5	3
5.20	LVA	11	2-3	0-0	0-0	3	1	4	1	0	0	0	3	4
5.23	@MIN	20	5-8	2-5	0-0	0	6	6	2	2	1	2	3	12
5.25	@ATL	7	0-0	0-0	0-0	0	0	0	0	0	0	0	0	0
5.27	DAL	16	0-3	0-1	3-3	3	1	4	2	1	0	1	2	3
5.30	@IND	17	4-4	0-0	1-1	1	1	2	0	2	0	3	3	9
6.1	@NYL	22	1-4	0-2	0-0	1	4	5	3	1	0	3	1	2
6.6	ATL	15	0-0	0-0	0-0	2	2	4	0	0	0	1	0	0
6.8	@WAS	14	0-1	0-1	0-0	0	0	0	0	1	0	0	0	0
6.15	CHI				DNP- COACH'S DECISION									
6.17	@IND	24	1-4	0-3	2-2	0	1	1	1	1	1	2	2	4
6.18	PHO	12	1-5	0-2	0-0	1	3	4	2	0	0	0	0	2
6.20	DAL	11	1-3	0-1	0-0	1	3	4	1	0	1	0	2	2
6.22	@GSV	13	1-4	0-0	0-0	0	4	4	1	0	0	0	3	2
6.25	@LVA	22	0-6	0-2	1-2	2	4	6	0	1	0	0	3	1
6.27	@SEA	8	0-1	0-1	0-0	0	0	0	1	0	0	0	0	0
6.29	@MIN	17	2-2	1-1	0-1	1	1	2	3	0	0	1	3	5
7.6	LVA	12	1-3	1-2	0-0	0	0	0	0	0	0	0	1	3
7.9	SEA	4	0-0	0-0	0-0	0	0	0	1	0	0	0	1	0
7.11	@SEA	5	0-0	0-0	0-0	0	0	0	0	0	0	0	3	0
7.15	IND	3	0-1	0-0	0-0	0	1	1	0	0	0	0	1	0
7.24	LAS	5	1-4	1-4	0-0	0	0	0	0	0	0	0	1	3
7.27	GSV	13	1-2	0-1	0-0	0	2	2	1	0	0	3	2	2
7.28	SEA	10	0-1	0-1	0-0	0	1	1	1	0	0	0	1	0
8.1	NYL				DNP- COACH'S DECISION									
8.3	NYL				DNP- COACH'S DECISION									
8.5	@PHO	11	0-2	0-1	0-0	2	2	4	1	1	0	1	0	0
8.7	@LAS	1	0-0	0-0	0-0	0	0	0	0	0	0	0	0	0
8.10	@LVA	4	0-1	0-1	0-0	0	0	0	0	0	0	0	2	0
8.11	@GSV	6	0-1	0-1	0-0	1	2	3	0	1	0	0	3	0
8.13	CHI				DNP- COACH'S DECISION									
8.17	IND				DNP- COACH'S DECISION									
8.19	@WAS				DNP- COACH'S DECISION									
8.21	WAS				DNP- COACH'S DECISION									
8.23	@CHI				OUT- PERSONAL									
8.25	@NYL				DNP- COACH'S DECISION									
8.27	@DAL	3	0-4	0-2	0-0	0	0	0	0	0	0	0	0	0
8.30	MIN	9	0-2	0-1	2-2	3	3	6	0	0	0	0	0	2
9.1	ATL				DNP- COACH'S DECISION									
9.3	@CHI	12	1-2	1-2	0-0	0	5	5	2	0	0	1	4	3
9.6	PHO													
9.8	@ATL													
9.10	ATL													

CAREER STATISTICS

YEAR	TM	G-GS	MIN	FG-FGA	3P-3PA	FT-FTA	OR	DR	TOT	AST	STL	BK	TO	PF	PTS
2016	SAN	34-0	593	75-215	18-72	28-37	16	62	78	27	12	7	28	64	196
2017	2TM	4-0	42	3-9	3-6	0-0	0	3	3	1	0	0	4	6	9
2019	ATL	4-0	26	0-7	0-0	2-2	1	1	2	1	1	1	4	3	2
2025	CON	30-2	360	23-77	6-37	10-13	23	49	72	24	11	3	21	49	62
CAREER		72-2	1022	101-308	27-115	40-52	40	115	155	53	24	11	57	122	269

SEASON-CAREER HIGHS

POINTS
Season: 12, Minnesota 5-23-25
Career: 19, Dallas 9-9-16
TOTAL REBOUNDS
Season: 6, three times
Career: 6, four times
DEFENSIVE REBOUNDS
Season: 6, Minnesota 5-23-25
Career: 6, two times
OFFENSIVE REBOUNDS
Season: 3, three times
Career: 3, four times
ASSISTS
Season: 3, two times
Career: 4, Dallas 9-9-16
BLOCKS
Season: 1, two times
Career: 1, ten times
STEALS
Season: 2, two times
Career: 3, Dallas 9-9-16
FIELD GOALS
Season: 5, Minnesota 5-23-25
Career: 6, two times
FIELD GOAL ATTEMPTS
Season: 8, Minnesota 5-23-25
Career: 11, three times
3-POINT FIELD GOALS
Season: 2, Minnesota 5-23-25
Career: 3, two times
3-POINT FIELD GOAL ATTEMPTS
Season: 5, Minnesota 5-23-25
Career: 5, two games
FREE THROWS MADE
Season: 3, Dallas 5-27-25
Career: 5, Dallas 9-9-16
FREE THROWS ATTEMPTED
Season: 3, Dallas 5-27-25
Career: 8, Dallas 9-9-16
MINUTES
Season: 22, two times
Career: 32, Indiana 7-1-16



SANIYA RIVERS | #22

GUARD | 6-1 | NC STATE | 3/4/2003 | ROOKIE | 2025 RND 1 PICK 8 (CON)

QUICK FACTS:

- Selected eighth overall by the Connecticut Sun in the 2025 WNBA Draft.
- Played one season at University of South Carolina (2021-2022) before transferring to NC State for her final three collegiate seasons (2022-2025).
- Accolades include: 2x All-America Honorable Mention (2024, 2025), 2x All-ACC First Team member (2024, 2025), 2x ACC All-Defensive Team member (2024, 2025), ACC Sixth Player of the Year (2023)

GAME BY GAME STATISTICS

DATE	OPP	MIN	FG-FGA	3P-3PA	FT-FTA	OR	DR	TOT	AST	STL	BK	TO	PF	PTS
5.18	WAS													
5.20	LVA	25	3-7	1-2	4-4	0	4	4	2	2	1	3	0	11
5.23	@MIN	28	5-11	1-5	0-0	3	3	6	3	3	2	2	1	11
5.25	@ATL	28	1-5	0-0	0-0	1	1	2	3	0	0	2	2	2
5.27	DAL	21	3-9	0-3	2-2	0	2	2	2	0	0	1	4	8
5.30	@IND	32	3-6	3-5	3-4	0	2	2	6	0	0	0	1	12
6.1	@NYL	31	1-7	0-5	0-0	1	0	1	2	2	0	3	0	2
6.6	ATL	24	4-9	0-2	1-2	2	3	5	2	3	2	2	1	9
6.8	@WAS	21	1-6	0-2	0-0	0	0	0	2	2	1	3	3	2
6.15	CHI													
6.17	@IND	20	3-6	1-3	0-0	0	3	3	5	0	1	0	4	7
6.18	PHO	22	2-7	0-2	3-4	1	0	1	3	1	0	1	3	7
6.20	DAL	27	3-10	2-4	0-2	3	1	4	2	3	2	3	5	8
6.22	@GSV	32	1-6	0-3	0-0	0	4	4	3	2	2	2	1	2
6.25	@LVA	29	5-10	0-1	0-0	0	2	2	3	2	2	1	0	10
6.27	@SEA	24	1-6	0-1	2-3	0	1	1	6	2	2	3	2	4
6.29	@MIN	24	3-8	0-1	3-4	1	1	2	1	1	1	1	1	9
7.6	LVA	30	5-13	0-3	0-0	1	6	7	1	1	1	3	1	10
7.9	SEA	34	4-9	1-3	2-2	1	3	4	7	4	1	0	2	11
7.11	@SEA	34	4-13	2-5	2-4	0	2	2	3	2	0	1	0	12
7.13	@LAS	29	8-11	3-4	1-2	0	6	6	1	3	1	2	1	20
7.15	IND	29	4-10	0-3	0-0	1	4	5	3	2	0	0	5	8
7.24	LAS	18	0-1	0-0	5-6	1	1	2	1	0	1	1	2	5
7.27	GSV	23	2-5	1-3	0-0	2	4	6	3	1	2	0	1	5
7.28	SEA	12	2-7	1-2	0-0	0	0	0	1	0	0	2	0	5
8.1	NYL	15	2-5	0-1	1-2	0	2	2	2	2	0	0	2	5
8.3	NYL	20	3-5	1-1	0-0	0	1	1	4	2	0	1	2	7
8.5	@PHO	12	1-4	0-2	0-0	0	2	2	1	0	1	1	1	2
8.7	@LAS	21	3-5	1-2	0-0	1	0	1	3	2	0	1	2	7
8.10	@LVA	27	7-10	2-4	1-1	0	1	1	4	3	1	2	1	17
8.11	@GSV	28	4-7	1-2	0-0	0	5	5	1	2	1	1	0	9
8.13	CHI	31	3-8	1-2	1-1	1	2	3	6	3	2	0	2	8
8.17	IND	36	6-10	3-4	0-0	0	2	2	2	0	5	2	3	15
8.19	@WAS	25	6-9	1-3	4-4	0	4	4	1	1	0	2	2	17
8.21	WAS	28	3-10	1-4	0-0	1	0	1	4	1	1	1	1	7
8.23	@CHI	26	4-10	2-4	3-4	1	2	3	3	3	0	0	1	13
8.25	@NYL	18	1-3	1-2	0-2	1	0	1	1	1	0	1	1	3
8.27	@DAL	25	4-9	3-6	0-0	0	1	1	1	0	1	3	2	11
8.30	MIN	21	2-11	1-4	1-1	2	1	3	0	1	0	3	1	6
9.1	ATL	27	4-7	0-2	2-2	0	2	2	2	2	0	0	2	10
9.3	@CHI	26	5-13	4-7	2-2	1	1	2	1	1	1	1	1	16
9.6	PHO													
9.8	@ATL													
9.10	ATL													

CAREER STATISTICS

YEAR	TM	G-GS	MIN	FG-FGA	3P-3PA	FT-FTA	OR	DR	TOT	AST	STL	BK	TO	PF	PTS
2025	CON	39-23	1001	126-308	38-112	43-58	26	79	105	101	60	35	55	64	333
CAREER		39-23	1001	126-308	38-112	43-58	26	79	105	101	60	35	55	64	333

SEASON-CAREER HIGHS

POINTS
Season: 20, Los Angeles 7-13-25
Career: 20, Los Angeles 7-13-25
TOTAL REBOUNDS
Season: 7, Las Vegas 7-6-25
Career: 7, Las Vegas 7-6-25
DEFENSIVE REBOUNDS
Season: 6, two times
Career: 6, two times
OFFENSIVE REBOUNDS
Season: 3, two times
Career: 3, two times
ASSISTS
Season: 7, Seattle 7-9-25
Career: 7, Seattle 7-9-25
BLOCKS
Season: 5, Indiana 8-17-25
Career: 5, Indiana 8-17-25
STEALS
Season: 4, Seattle 7-9-25
Career: 4, Seattle 7-9-25
FIELD GOALS
Season: 8, Los Angeles 7-13-25
Career: 8, Los Angeles 7-13-25
FIELD GOAL ATTEMPTS
Season: 13, three times
Career: 13, three times
3-POINT FIELD GOALS
Season: 4, Chicago 9-3-25
Career: 4, Chicago 9-3-25
3-POINT FIELD GOAL ATTEMPTS
Season: 7, Chicago 9-3-25
Career: 7, Chicago 9-3-25
FREE THROWS MADE
Season: 5, Los Angeles 7-24-25
Career: 5, Los Angeles 7-24-25
FREE THROWS ATTEMPTED
Season: 6, Los Angeles 7-24-25
Career: 6, Los Angeles 7-24-25
MINUTES
Season: 36, Indiana 8-17-25
Career: 36, Indiana 8-17-25



MIGNA TOURÉ | #4

GUARD | 6-0 | FRANCE | 12/19/1994 | ROOKIE | UNDRAFTED

QUICK FACTS:

- Signed a seven-day contract with the Sun on July 21
- Joined the Sun after most recently competing alongside Leïla Lacan at the 2025 FIBA Women's EuroBasket for the French Women's National Team...averaged 9.7 points and 2.8 assists over six games during the tournament.
- Prior to the 2025 WNBA season, she signed a training camp contract with the Golden State Valkyries where she appeared in two preseason contests before being waived prior to the start of the regular season.
- Touré has played professionally in France since 2012 and has enjoyed great success with in the French National Team circuit, including a gold-medal finish at the 2019 FIBA 3x3 Europe Cup and a fourth-place finish with the French 3x3 team at the 2021 Tokyo Olympics.

GAME BY GAME STATISTICS

DATE	OPP	MIN	FG-FGA	3P-3PA	FT-FTA	OR	DR	TOT	AST	STL	BK	TO	PF	PTS
7.24	LAS	5	0-2	0-1	0-0	0	0	0	0	0	0	1	2	0
7.27	GSV	4	0-1	0-0	0-0	0	0	0	0	0	0	0	0	0
7.28	SEA	5	0-1	0-1	0-0	0	0	0	0	1	0	1	1	0
8.1	NYL													
8.3	NYL	5	0-0	0-0	0-0	0	0	0	0	0	0	0	2	0
8.5	@PHO	7	1-3	0-2	0-0	0	1	1	1	2	0	1	2	2
8.7	@LAS	9	2-3	2-2	0-0	0	0	0	1	1	0	0	1	6
8.10	@LVA	2	0-0	0-0	0-0	0	0	0	0	0	0	0	0	0
8.11	@GSV	12	1-3	1-2	0-0	0	0	0	2	0	0	1	2	3
8.13	CHI	2	0-2	0-2	0-0	0	0	0	0	0	0	0	0	0
8.17	IND													
8.19	@WAS													
8.21	WAS													
8.23	@CHI	4	1-2	0-1	0-0	0	0	0	1	1	0	0	0	2
8.25	@NYL	2	0-0	0-0	0-0	0	0	0	0	0	0	0	0	0
8.27	@DAL	4	2-3	1-2	0-0	0	0	0	0	0	0	0	1	5
8.30	MIN	14	3-4	2-2	0-0	1	0	1	0	0	0	1	2	8
9.1	ATL	8	0-0	0-0	0-0	0	0	0	0	0	0	0	1	0
9.3	@CHI	16	0-3	0-1	0-0	0	0	0	1	0	0	1	2	0
9.6	PHO													
9.8	@ATL													
9.10	ATL													

SEASON-CAREER HIGHS

POINTS

Season: 8, Minnesota 8-30-25
Career: 8, Minnesota 8-30-25

TOTAL REBOUNDS

Season: 1, two times
Career: 1, two times

DEFENSIVE REBOUNDS

Season: 1, Phoenix 8-5-25
Career: 1, Phoenix 8-5-25

OFFENSIVE REBOUNDS

Season: 1, Minnesota 8-30-25
Career: 1, Minnesota 8-30-25

ASSISTS

Season: 2, Golden State 8-11-25
Career: 2, Golden State 8-11-25

BLOCKS

Season:
Career:

STEALS

Season: 2, Phoenix 8-5-25
Career: 2, Phoenix 8-5-25

FIELD GOALS

Season: 3, Minnesota 8-30-25
Career: 3, Minnesota 8-30-25

FIELD GOAL ATTEMPTS

Season: 4, Minnesota 8-30-25
Career: 4, Minnesota 8-30-25

3-POINT FIELD GOALS

Season: 2, three times
Career: 2, three times

3-POINT FIELD GOAL ATTEMPTS

Season: 2, five times
Career: 2, five times

FREE THROWS MADE

Season:
Career:

FREE THROWS ATTEMPTED

Season:
Career:

MINUTES

Season: 16, Chicago 9-3-25
Career: 16, Chicago 9-3-25

CAREER STATISTICS

YEAR	TM	G-GS	MIN	FG-FGA	3P-3PA	FT-FTA	OR	DR	TOT	AST	STL	BK	TO	PF	PTS
2025	CON	15-0	103	10-27	6-16	0-0	1	1	2	6	5	0	6	16	26
CAREER		15-0	103	10-27	6-16	0-0	1	1	2	6	5	0	6	16	26

CONNECTICUT SUN 2025 HEAD SHOT CHART



**#3 MARINA
MABREY**



**#7 HALEY
PETERS**




**#8 AALIYAH
EDWARDS**



**#10 OLIVIA
NELSON-ODODA**



**#13 RAYAH
MARSHALL**




**#14 BRIA
HARTLEY**



**#15 LINDSAY
ALLEN**



**#22 SANIYA
RIVERS**




**#24 ANEESAH
MORROW**




**#28 MIGNA
TOURE**



**#31 TINA
CHARLES**



**#47 LEILA
LACAN**



**HEAD COACH
RACHID MEZIANE**



**ASSOC. HEAD COACH
RONEEKA HODGES**



**ASST. COACH
PASCAL ANGILLIS**



**ASST. COACH
ASHLEE MCGEE**