



CONNECTICUT SUN GAME NOTES

2025 SCHEDULE

| DATE | OPPONENT | TIME (ET) | TV/RES |
|------|----------------|-----------|--------------|
| 5/18 | WASHINGTON | 1:00PM | L 90-85 |
| 5/20 | LAS VEGAS | 7:00PM | L 87-62 |
| 5/23 | @ MINNESOTA | 7:30PM | L 76-70 |
| 5/25 | @ ATLANTA | 3:00PM | L 79-55 |
| 5/27 | DALLAS | 7:00PM | L 109-87 |
| 5/30 | @ INDIANA | 7:30PM | W 85-83 |
| 6/1 | @ NEW YORK | 3:00PM | L 100-52 |
| 6/6 | ATLANTA | 7:30PM | W 84-76 |
| 6/8 | @ WASHINGTON | 3:00PM | L 104-67 |
| 6/15 | CHICAGO | 12:00PM | L 78-66 |
| 6/17 | @ INDIANA | 7:00PM | L 88-71 |
| 6/18 | PHOENIX | 7:00PM | L 83-75 |
| 6/20 | DALLAS | 7:30PM | L 86-83 |
| 6/22 | @ GOLDEN STATE | 8:30PM | L 87-63 |
| 6/25 | @ LAS VEGAS | 10:00PM | L 85-59 |
| 6/27 | @ SEATTLE | 10:00PM | L 97-81 |
| 6/29 | @ MINNESOTA | 7:00PM | L 102-63 |
| 7/6 | LAS VEGAS | 4:00PM | L 86-68 |
| 7/9 | SEATTLE | 11:00AM | W 93-83 |
| 7/11 | @ SEATTLE | 10:00PM | L 79-65 |
| 7/13 | @ LOS ANGELES | 6:00PM | L 92-88 |
| 7/15 | INDIANA | 8:00PM | L 85-77 |
| 7/24 | LOS ANGELES | 7:00PM | L 101-86 |
| 7/27 | GOLDEN STATE | 1:00PM | W 95-64 |
| 7/28 | SEATTLE | 7:00PM | L 101-85 |
| 8/1 | NEW YORK | 7:30PM | W 78-62 |
| 8/3 | NEW YORK | 1:00PM | L 87-78 |
| 8/5 | @ PHOENIX | 10:00PM | L 82-66 |
| 8/7 | @ LOS ANGELES | 10:00PM | L 102-91 |
| 8/10 | @ LAS VEGAS | 9:00PM | L 94-86 |
| 8/11 | @ GOLDEN STATE | 10:00PM | L 74-57 |
| 8/13 | CHICAGO | 7:00PM | W 71-62 |
| 8/17 | INDIANA | 1:00PM | L 99-93 (OT) |
| 8/19 | @ WASHINGTON | 7:30PM | W 80-69 |
| 8/21 | WASHINGTON | 7:00PM | W 67-56 |
| 8/23 | @ CHICAGO | 4:00PM | W 94-84 |
| 8/25 | @ NEW YORK | 7:00PM | L 81-79 |
| 8/27 | @ DALLAS | 8:00PM | W 101-95 |
| 8/30 | MINNESOTA | 7:00PM | L 94-70 |
| 9/1 | ATLANTA | 1:00PM | L 93-76 |
| 9/3 | @ CHICAGO | 8:00PM | NBC SB |
| 9/6 | PHOENIX | 1:00PM | NBC SB |
| 9/8 | @ ATLANTA | 7:30PM | NBC SB |
| 9/10 | ATLANTA | 7:00PM | NBC SB |

INJURY & STATUS REPORT

Bria Hartley- OUT (right knee)
Olivia Nelson-Ododa- QUESTIONABLE (back)

THE MATCH UP

CONNECTICUT SUN (10-30) AT CHICAGO SKY (9-30)

SEPTEMBER 3, 2025 AT 8:00 PM ET/7:00 PM CT

WINTRUST ARENA | CHICAGO, IL

BROADCAST: NBC SPORTS BOSTON

LAST GAME'S STARTERS



#15 LINDSAY ALLEN G | 5-8 | 7 YRS NOTRE DAME

2025 AVERAGES: G/GS: 27/5 PPG: 2.0 RPG: 0.7 APG: 2.0 SPG: 0.3 BPG: 0.2 FG%: 40.0 MIN: 12.6
NOTES: Acquired in a trade with the Sky on February 4, 2025... originally drafted 14th overall in the 2017 WNBA Draft by the New York Liberty and has made stops with the Las Vegas Aces (2018, 2020), Indiana Fever (2021), and Minnesota Lynx (2022-2023) throughout her seven-year WNBA career... has also enjoyed a successful career overseas in countries including Australia, Poland and Turkey... played with Turkish club, Botas SK during the 2024-25 season and averaged 16.3 points, 3.4 rebounds and 5.9 assists per game... finished in double-figures nine times for the Sky during the 2024 regular season...dished out 5+ assists on 16 occasions for Chicago in 2024



#3 MARINA MABREY G | 5-11 | 6 YRS NOTRE DAME

2025 AVERAGES: G/GS: 31/30 PPG: 14.5 RPG: 4.3 APG: 3.9 SPG: 0.7 BPG: 0.3 FG%: 36.3 MIN: 31.4
NOTES: Leading the team in APG, 3PM and MPG...Missed nine games with a left knee injury...Acquired by the Sun on July 17, 2024 in a mid-season trade with the Chicago Sky...appeared in 16 regular season games and seven postseason games for the team... led the Sun in scoring on five occasions during the regular season... set a new career-high in rebounds (12) and blocks (3) and eclipsed 2,000 career-point in 2024... tied her career-high with six three-point field goals on two occasions (May 30 vs. Los Angeles- with Chicago, September 10 vs. Los Angeles- with Connecticut)... competed in the inaugural season of Unrivaled during the 2024-25 offseason with Team Phantom...



#47 LEILA LACAN G | 5-11 | R FRANCE

2025 AVERAGES: G/GS: 23/13 PPG: 10.3 RPG: 2.4 APG: 4.0 SPG: 2.3 BPG: 0.1 FG%: 48.0 MIN: 26.9
NOTES: Dished out a career-high 14 assists against Indiana on August 17...Leads all rookies with 2.3 SPG... Grabbed a career-high six steals on two occasions...Made her first career-start against Los Angeles on July 24...Notched a career-high 22 points against NYL on 8/25 and against DAL on 8/27...Drafted 10th overall by the Sun in the 2024 WNBA Draft...Joined the Sun in July 2025 after competing with the French National Team at 2025 EuroBasket Tournament...Averaged 5.5 points, 2.8 rebounds and 2.7 assists over six games, helping France to a fourth-place finish... Earned silver medal with 2024 French National Team at the Paris Olympics... Has played professionally in France since 2022: Angers 2022-24 and Basket Landes 2024-present...



#24 ANEESAH MORROW F | 6-1 | R LSU

2025 AVERAGES: G/GS: 37/19 PPG: 7.5 RPG: 6.6 APG: 0.5 SPG: 0.8 BPG: 0.5 FG%: 38.3 MIN: 18.5
NOTES: Made her first WNBA start on 6/22 at Golden State...Recorded a career-high 20 points against Seattle on June 27...has led the Sun in scoring on six occasions...Drafted 7th overall in the 2025 WNBA Draft by the Sun out of LSU... played her freshman and sophomore seasons at DePaul University before transferring to LSU for her last two seasons...during her senior season she led LSU with 18.7 points per game and led the NCAA with 13.5 rebounds per game, marking the second time in career doing so (13.8 rpg as a freshman in 2021-22)...set an LSU single season record with 1,211 minutes played in 2024-25... second all-time in double-doubles (104), third all-time in rebounds (1,714) and 25th all-time in scoring (2,852) in NCAA D1 history



#31 TINA CHARLES C | 6-4 | 13 YRS CONNECTICUT

2025 AVERAGES: G/GS: 39/38 PPG: 16.4 RPG: 6.0 APG: 1.7 SPG: 0.8 BPG: 0.5 FG%: 43.4 MIN: 28.6
NOTES: Named Eastern Player of the Week 8/18-24 for 33rd time in her career...Moved into 6th all-time in scoring in Sun history on August 3 vs. NYL...Hit 1,000 career-assists on 7/28 vs. GSW...Hit 8,000 career-points on 7/11 at SEA...has led the team in scoring on 19 occasions and rebounding 15 times. Signed with the Sun as a free agent on February 2, 2025...drafted by CON with the No. 1 overall pick in the 2010 WNBA Draft... moved into 1st all-time in rebounds (4,014) and 2nd all-time in scoring (7,698) in WNBA history in 2024...8x WNBA All-Star...5x All-WNBA First Team...4x All-WNBA Second Team...2012 WNBA Most Valuable Player...2010 WNBA Rookie of the Year...3x Olympic Gold Medalist...2x NCAA National Champion

TEAM BREAKDOWN

| | MPG | PPG | ORB | DRB | RPG | APG | SPG | BPG | FG% | 3P% | FT% | TO | PF |
|------|------|------|-----|------|------|------|-----|-----|------|------|------|------|------|
| SUN | 40.1 | 76.3 | 8.5 | 23.1 | 31.6 | 17.7 | 8.1 | 3.7 | 41.4 | 30.5 | 79.7 | 13.1 | 19.9 |
| OPPS | 40.1 | 85.9 | 8.9 | 26.6 | 35.4 | 21.5 | 7.2 | 3.7 | 46.5 | 34.8 | 78.9 | 13.8 | 17.6 |

2025 SUN RECORD BREAKDOWN

| | RECORD | HOME | AWAY | OVERTIME |
|---------|--------|------|------|----------|
| OVERALL | 10-30 | 6-14 | 4-16 | 0-1 |
| EASTERN | 7-11 | 4-6 | 3-5 | 0-1 |
| WESTERN | 3-19 | 2-8 | 1-11 | 0-0 |

2025 CONNECTICUT SUN ROSTER

ALPHABETICAL ROSTER

| NO. | NAME | POS | HT | DOB | EXP | COLLEGE/FROM |
|-----|---------------------|-----|------|----------|-----|-----------------|
| 15 | Lindsay Allen | G | 5-8 | 3/20/95 | 7 | Notre Dame/USA |
| 31 | Tina Charles | C | 6-4 | 12/5/88 | 13 | Connecticut/USA |
| 8 | Aaliyah Edwards | F | 6-3 | 7/9/02 | 1 | Connecticut/USA |
| 14 | Bria Hartley | G | 5-9 | 9/30/92 | 9 | Connecticut/USA |
| 47 | Leila Lacan | G | 5-11 | 6/2/04 | R | France |
| 3 | Marina Mabrey | G | 5-11 | 9/14/96 | 6 | Notre Dame/USA |
| 13 | Rayah Marshall | C | 6-4 | 11/15/03 | R | USC/USA |
| 24 | Aneesah Morrow | F | 6-1 | 2/2/03 | R | LSU/USA |
| 10 | Olivia Nelson-Ododa | C | 6-5 | 8/17/00 | 3 | Connecticut/USA |
| 7 | Haley Peters | F | 6-3 | 9/17/92 | 3 | Duke/USA |
| 22 | Saniya Rivers | G | 6-1 | 3/4/03 | R | NC State/USA |
| 28 | Migna Touré | G | 6-0 | 12/19/94 | R | France |

NUMERICAL ROSTER

| NO. | NAME | POS | HT | DOB | EXP | COLLEGE/FROM |
|-----|---------------------|-----|------|----------|-----|-----------------|
| 3 | Marina Mabrey | G | 5-11 | 9/14/96 | 6 | Notre Dame/USA |
| 7 | Haley Peters | F | 6-3 | 9/17/92 | 3 | Duke/USA |
| 8 | Aaliyah Edwards | F | 6-3 | 7/9/02 | 1 | Connecticut/USA |
| 10 | Olivia Nelson-Ododa | C | 6-5 | 8/17/00 | 3 | Connecticut/USA |
| 13 | Rayah Marshall | C | 6-4 | 11/15/03 | R | USC/USA |
| 14 | Bria Hartley | G | 5-9 | 9/30/92 | 9 | Connecticut/USA |
| 15 | Lindsay Allen | G | 5-8 | 3/20/95 | 7 | Notre Dame/USA |
| 22 | Saniya Rivers | G | 6-1 | 3/4/03 | R | NC State/USA |
| 24 | Aneesah Morrow | F | 6-1 | 2/2/03 | R | LSU/USA |
| 28 | Migna Touré | G | 6-0 | 12/19/94 | R | France |
| 31 | Tina Charles | C | 6-4 | 12/5/88 | 13 | Connecticut/USA |
| 47 | Leila Lacan | G | 5-11 | 6/2/04 | R | France |

2025 CONNECTICUT SUN ROSTER

PLAYER PRONUNCIATION GUIDE

| PLAYER NAME | PRONUNCIATION GUIDE |
|---------------------|------------------------------|
| Lindsay Allen | Lindsay Allen |
| Tina Charles | [Tee-nuh] Charles |
| Aaliyah Edwards | [Uh-lee-uh] Edwards |
| Bria Hartley | [Bree-uh] [Hart-lee] |
| Leila Lacan | [Lay-la] [Luh-cahn] |
| Marina Mabrey | Marina [May-bree] |
| Rayah Marshall | [Raye-uh] Marshall |
| Aneesah Morrow | [ah-knee-sah] [more-oh] |
| Olivia Nelson-Ododa | Olivia Nelson-[uh-dough-duh] |
| Hayley Peters | [Hay-lee] Peters |
| Saniya Rivers | [suh-nye-uh] Rivers |
| Migna Touré | [Ming-yuh] [Tour-aye] |

COACHING AND SUPPORT STAFF

| POSITION | NAME | PRONUNCIATION GUIDE |
|--------------------------------------|--------------------|---------------------------|
| General Manager | Morgan Tuck | |
| Chief Basketball Strategist | Darius Taylor | |
| Head Coach | Rachid Meziane | [Rah-sheed] [Mez-ee-on] |
| Associate Head Coach | Roneeka Hodges | [Ruh-knee-kah] [Hawd-jes] |
| Assistant Coach | Pascal Angillis | Pascal [ahn-gee-lease] |
| Assistant Coach | Ashlee McGee | Ashlee [Mc-ghee] |
| Head of Player Development | Chaz Franklin | |
| Player Development Coach | Bak Sawi | [Bock] [Sah-wee] |
| Player Development/Video Coordinator | Kevin Owens | |
| Manager of Basketball Operations | Kristina Beauchais | Kristina [Bow-shay] |
| Head Athletic Trainer | Ryan Newton | |
| Strength and Conditioning Coach | Analisse Rios | [ah-nah-lease] [ree-os] |
| Manager of Basketball Development | Kristen Mann | |
| Basketball Development Intern | Shavonte Zellous | [Sha-von-tay] [Zell-us] |
| Equipment Manager | Emily Fedor | Emily [Fuh-door] |

CHICAGO SKY ROSTER

| NO. | NAME | POS | HT | WT | DOB | EXP | FROM |
|-----|----------------------|-----|------|-----|-------------------|-----|-----------------|
| 0 | Sevgi Uzun | G | 5-10 | 141 | November 2, 1997 | 1 | Turkey |
| 1 | Elizabeth Williams | C-F | 6-3 | 200 | June 23, 1993 | 9 | Duke |
| 2 | Hailey Van Lith | G | 5-9 | -- | September 9, 2001 | R | TCU |
| 5 | Angel Reese | F | 6-3 | 165 | May 6, 2002 | R | Louisiana State |
| 7 | Ariel Atkins | G | 5-10 | 167 | July 30, 1996 | 7 | Texas-Austin |
| 9 | Rebecca Allen | F-G | 6-2 | 162 | November 6, 1992 | 9 | Australia |
| 10 | Kamilla Cardoso | C | 6-7 | 215 | April 30, 2001 | R | South Carolina |
| 11 | Kia Nurse | G | 6-0 | 181 | February 22, 1996 | 6 | Connecticut |
| 12 | Michaela Onyenwere | F | 6-0 | 178 | August 10, 1999 | 2 | UCLA |
| 21 | Maddy Westbeld | F | 6-3 | -- | February 10, 2002 | R | Notre Dame |
| 22 | Courtney Vandersloot | G | 5-8 | 137 | February 8, 1989 | 14 | Gonzaga |
| 24 | Rachel Banham | G | 5-10 | 181 | July 15, 1993 | 8 | Minnesota |

Head Coach- Tyler Marsh

Assistant Coaches- Tanisha Wright, Courtney Paris, Rena Wakama

CHICAGO SKY LEADERS



POINTS

Angel Reese
14.6 PPG
Forward



REBOUNDS

Angel Reese
12.6 RPG
Forward



ASSISTS

Angel Reese
3.7 APG
Forward

CONNECTICUT SUN VS. OPPONENT

All-Time Regular Season Series (streak): 39-33 (W2)

- Last Win: 8/23/25: 94-84 (@CHI)
- Last Loss: 6/15/25: 78-66 (@CON)

Home (streak): 20-15 (W1)

- Last Win: 8/13/25: 71-62
- Last Loss: 6/15/25: 78-66

Away (streak): 19-18 (W5)

- Last Win: 8/23/25: 94-84
- Last Loss: 8/7/22: 94-91

Overtime: 2-4

Playoffs: 5-5

Regular Season Series History vs. Opponent:

| | |
|-----------------------------------|--------------------------------|
| Most points scored, CON (team): | 110 (6/1/18) |
| Fewest points scored, CON (team): | 61 (8/9/13) |
| Most points scored, CHI (team): | 109 (9/6/19) |
| Fewest points scored, CHI (team): | 54 (9/19/24) |
| Largest margin of victory: | +38 (6/1/18) |
| Largest margin of defeat: | -23 (5/14/16) |
| Most points scored, CON (ind): | 33, Renee Montgomery (6/23/11) |
| Most points scored, CHI (ind): | 30, Diamond DeShields (9/6/19) |

2025 REGULAR SEASON VS. OPPONENT

| GAME | RESULT | CON LEADING SCORER | CON LEADING REB. | CHI LEADING SCORER | CHI LEADING REB. |
|--------------|----------|---------------------|------------------------|---------------------|---------------------|
| 6/15 vs. CHI | L, 78-66 | Marina Mabrey-22 | Olivia Nelson-Ododa-10 | Hailey Van Lith- 16 | Angel Reese- 13 |
| 8/13 vs. CHI | W, 71-62 | Leila Lacan- 17 | Aneesah Morrow- 9 | Kamilla Cardoso- 24 | Kamilla Cardoso- 15 |
| 8/23 @ CHI | W, 94-84 | Charles/Hartley- 23 | Tina Charles- 10 | Kia Nurse- 19 | Angel Reese- 11 |
| 9/3 @ CHI | | | | | |

2024 REGULAR SEASON VS. OPPONENT

| GAME | RESULT | CON LEADING SCORER | CON LEADING REB. | CHI LEADING SCORER | CHI LEADING REB. |
|--------------|----------|--------------------|------------------------|---------------------|--------------------------|
| 5/25 @ CHI | W, 86-82 | DeWanna Bonner- 19 | DeWanna Bonner- 8 | Marina Mabrey- 23 | Reese/Williams/Mabrey -5 |
| 6/12 @ CHI | W, 83-75 | Alyssa Thomas- 20 | DeWanna Bonner- 8 | Angel Reese- 20 | Angel Reese- 10 |
| 8/23 vs. CHI | W, 82-80 | Marina Mabrey- 24 | Alyssa Thomas- 9 | Chennedy Carter- 19 | Angel Reese- 20 |
| 9/19 vs. CHI | W, 87-54 | Ty Harris- 15 | DiJonai Carrington- 12 | Dana Evans- 14 | Isabelle Harrison- 11 |

THE LATEST ON THE SUN STORY LINES

LAST TIME OUT AGAINST THE SKY

Last time out against the Chicago Sky on August 23, the Sun were victorious, 94-84, on the road in Chicago. Tina Charles led the Sun with her 200th career-double-double, notching 23 points, 10 rebounds, two assists and one block in the win. She is the only player in league history to achieve the mark, as she picked up her 86th double-double in a Sun uniform and sixth double-double this season. Marina Mabrey added 20 points, four rebounds, a season-high eight assists and two steals in the win. The Sun enter Wednesday's game with a 39-33 all-time regular season record against the Sky and have won the last five road meetings dating back to the 2023 season.

AALIYAH EDWARDS JOINS THE SUN

On August 7, the Sun acquired sophomore forward Aaliyah Edwards in a trade with the Washington Mystics. The Mystics acquired guard Jacy Sheldon, as well as the right to swap WAS's 2026 1st round pick (from MIN) for CON's 2026 1st round pick (from NY). Edwards, a former UConn standout, was drafted by the Mystics as the sixth pick overall in the 2024 WNBA Draft and averaged 7.0 points, 4.7 rebounds, and 1.0 assists on 18.5 minutes per game during her time in Washington. The Kingston, Ontario native has also represented her country at the international level, notably being the youngest member of the 2020 Canadian Olympic squad in Tokyo and making a second appearance in the 2024 Paris Olympics.

ROOKIE RECORDS

Sun rookie guards Leila Lacan and Saniya Rivers have been stepping it up for the team as the regular season comes to a close. On August 17 against the Fever, Lacan dished out a career-high 14 assists- marking the most assists for a rookie in a single game in franchise history. She also ties Alyssa Thomas (4 times) for second-most assists in a regular season game in Sun history. In the same game Rivers notched a career-high five blocks, joining Tina Charles and Elizabeth Williams as the only Sun rookie to record at least 5 blocks in a regular season game in franchise history. With five blocks in the game, she also became the fastest WNBA guard to reach 30 career blocks, doing so in 32 games.

MABREY RETURNS

Sixth-year guard **Marina Mabrey** returned to the court on July 24 against the Sparks for the Sun after missing the nine previous games with a left knee injury sustained on June 20 vs. Dallas. Mabrey finished with seven points in 25 minutes off the bench. Mabrey is currently leading the Sun in three-point field goals made per game (2.0), minutes played per game (31.3) and free-throw percentage (88.2%).

WELCOME TO CT, MIGNA

On Monday, July 21, the Sun signed Mamignan "Migna" Touré to a seven-day contract. Touré, a native of Nevers, France, joins Connecticut after most recently competing alongside Sun rookie guard Leila Lacan at the 2025 FIBA Women's EuroBasket for the French Women's National Team. The 6-0 shooting guard averaged 9.7 points and 2.8 assists over six games during the tournament. Prior to the 2025 WNBA season, Touré signed a training camp contract with the Golden State Valkyries where she appeared in two preseason contests before being waived prior to the start of the regular season.

TINA LEADING THE WAY

14-year league veteran center Tina Charles is hitting major milestones and making her presence known this season for the Sun. Charles tied Rebekkah Brunson for first all-time in WNBA history in offensive rebounds on Thursday, July 24 vs. Los Angeles (1166). She also hit 8,000 points in her WNBA career on Friday, July 11 against Seattle and hit 1,000 assists against Golden State on July 28. She is now the only player in WNBA history with at least 8,000 points, 4,000 rebounds and 1,000 assists. Charles has many other milestones on the horizon this season. She is currently:

- 2 field goals from 1st all-time in WNBA history

Charles has led the Sun in scoring in 19 of her 39 appearances this regular season, going for 20+ points 14 times this year. She has also reclaimed the spot for most double-doubles in Connecticut Sun franchise history, after Alyssa Thomas surpassed her original tally a season-ago. She now has 86 double-doubles in a Sun uniform and a league-best 200 in her career. In the Sun's 95-64 win over the Valkyries on Jul7 27, Charles recorded a +/- of +39. The stat marks the highest +/- for a player who did not play more than 19 minutes in the game in WNBA history. She finished with a team-high 24 points in just 18:41 minutes of action in the win.

MAKING STRIDES IN YEAR FOUR

Olivia Nelson-Ododa is making strides during her fourth year in the WNBA as one of two returners from the Sun's 2024 season squad. The 6-4 forward-center has started in 21 of her 37 contests played and is averaging career-bests of 8.2 points, 5.0 rebounds, 0.9 assists and a team-best 1.2 blocks per game. She also reached a new career-high with five blocks on 6/22 vs. Golden State. On June 29 at Minnesota, Nelson-Ododa eclipsed 100 blocks in her WNBA career, achieving the milestone in just 122 regular season games. She has also finished in double-digit scoring in 14 games this season, the most in her career.

THE LATEST ON THE SUN STORY LINES

BOSTON RECAP

In their final game prior to the WNBA All-Star Break on Tuesday, July 15, the Sun hosted their second-annual "Boston Game" at the historic TD Garden against the Indiana Fever. Connecticut fell in a close contest with Indiana, 85-77. The two teams played in front of a sold-out crowd, with 19,156 tickets sold, marking the third sell out of the 2025 season for the Sun, the third highest attendance to a WNBA game this season to date, and the second largest number of tickets sold to a Connecticut Sun game in the franchise's history. The Commonwealth of Massachusetts officially proclaimed July 15, 2025 to be 'WNBA Day in Boston' with Massachusetts Governor Maura Healey signing the official proclamation.

ROOKIES HEATING UP

Rookie forward and the Sun's 2025 No. 7 overall draft pick **Aneesah Morrow** has seen much improvement from the beginning of the 2025 season. Morrow has finished in double-digits ten times, led the team in scoring on seven occasions and has averaged 7.5 points and a team-best 6.6 rebounds in 18.5 minutes per game this season. She notched a career-high 20 points and 11 rebounds against Seattle on June 27 and followed up that performance with 16 points and 11 rebounds against Minnesota on June 29, recording her first two double-doubles in the WNBA. In the Sun's game against the New York Liberty on August 25, Morrow grabbed a career-high 15 rebounds, going for her eighth game this season with 10+ rebounds.

Rookie guard and the Sun's 2025 No. 8 overall pick **Saniya Rivers** has also been making strides through her first year in the pros. The 6-1 guard out of NC State has appeared in 38 contests for the Sun, starting in 23. Out of WNBA rookies this seasons, Rivers is currently 6th in points per game (8.3) and third in assists per game (2.6), third in steals per game (1.6) and first in blocks per game (0.9). She has led the team in steals on 17 occasions, blocks on 16 occasions and assists six times. On May 24 against Minnesota, Rivers became the first rookie to record at least 11 points, 3 offensive rebounds, 3 assists, 3 steals and 2 blocks in a regular season contest since Nicky Anosike on July 24, 2008. Rivers has recorded a steal in 22 games this season, including five games with 3+ steals.

The Sun's 10th overall pick in the 2024 WNBA Draft, 21-year old French guard **Leila Lacan**, officially joined the Sun after being set active by the team on July 2, with the corresponding waive of rookie center Kariata

Diaby. Lacan has spent the last few seasons playing overseas in France, most recently helping the French National Team to a fourth-place finish at the 2025 FIBA EuroBasket Tournament in June, averaging 5.5 points, 2.8 rebounds, 2.7 assists, 1.0 steals and 0.5 blocks over six games. She made her WNBA debut on 7/6 vs. Las Vegas finishing with five points and one assist. She notched a career-high 22 points, along with three rebounds, three assists and two steals in 30 minutes played off the bench in the Sun's 81-79 loss to the Liberty on August 25. Lacan is currently averaging a team-best 2.3 steals per game, which is also good for first amongst WNBA rookies. She has also recorded three games with 5+ steals, the most amongst any WNBA player this season (tied with Gabby Williams).

THEME NIGHTS AHEAD

August closes with **Women of Inspiration Night** presented by Post University on Saturday, August 30 against the Minnesota Lynx. This night will be an opportunity for the Sun to honor exceptional women that have made strides and a difference in their fields and industries. September begins with **Throwback Night** on September 6 against the Phoenix Mercury. Keep an eye out for Sun Alumni, retro merchandise offerings and throwback concessions pricing. The Sun's final theme night is **Fan Appreciation Night** on September 10 against the Atlanta Dream. It will be a night to celebrate the dedicated Sun fans with giveaways, prizes, contests and a free t-shirt giveaway.

BIENVENUE RACHID MEZIANE

On December 4, 2024, the Connecticut Sun announced **Rachid Meziane** as the franchise's seventh head coach. Meziane, a native of Clermont-Ferrand, France, brings a wealth of basketball knowledge to Connecticut, having enjoyed great success as a head coach in the French women's basketball sphere, as well as a head coach for Belgium Women's Basketball in FIBA competition. Prior to joining the Sun, Meziane was the head coach for successful French women's basketball club, Villeneuve d'Ascq, where he most recently led the team to a Ligue Feminine de Basketball (LFB) Championship and a Euro-League runner up finish during the 2023-24 season.

Meziane has also found immense achievement on the international basketball stage, having served as the Belgium Women's Basketball National Team Head Coach since November 2022. Meziane led Belgium to it's first-ever FIBA European Women's Championship (EuroBasket) Gold Medal in 2023. Meziane also led the Belgian Women's National team to an impressive fourth place finish at the 2024 Paris Olympics, falling just short to Australia in the bronze medal game.

THE OPPONENT

SUN VS. OPPONENT LATEST BOX SCORE

WOMEN'S NATIONAL BASKETBALL ASSOCIATION

OFFICIAL SCORER'S REPORT
FINAL BOX

Saturday, August 23, 2025 Wintrust Arena, Chicago, IL

Officials: #55 Eric Brewton, #9 Tim Greene, #86 Angelica Suffren

Game Duration: 2:03

Attendance: 8412

VISITOR: Connecticut Sun (9-27)

| | POS | MIN | FG | FGA | 3P | 3PA | FT | FTA | OR | DR | TOT | A | PF | ST | TO | BS | +/- | PTS |
|------------------------|------------------------|-------|-------|-----|-----|-----|-------|-----|-----------|----|-----|-------------------|----|----|----|----|-----|-----|
| 3 Marina Mabrey | F | 36:52 | 7 | 17 | 2 | 9 | 4 | 4 | 0 | 4 | 4 | 8 | 3 | 2 | 2 | 0 | 6 | 20 |
| 24 Aneesah Morrow | F | 24:13 | 2 | 4 | 1 | 1 | 2 | 2 | 1 | 4 | 5 | 1 | 2 | 2 | 2 | 1 | 11 | 7 |
| 31 Tina Charles | C | 31:29 | 9 | 16 | 0 | 1 | 5 | 6 | 3 | 7 | 10 | 2 | 3 | 0 | 1 | 1 | 12 | 23 |
| 14 Bria Hartley | G | 32:23 | 8 | 9 | 3 | 3 | 4 | 6 | 1 | 1 | 2 | 4 | 4 | 0 | 3 | 0 | 9 | 23 |
| 47 Leila Lacan | G | 19:35 | 3 | 5 | 0 | 1 | 0 | 0 | 0 | 0 | 0 | 4 | 4 | 1 | 0 | 0 | 12 | 6 |
| 8 Aaliyah Edwards | | 16:24 | 0 | 1 | 0 | 0 | 0 | 0 | 1 | 2 | 3 | 1 | 0 | 1 | 0 | 2 | 0 | 0 |
| 22 Saniya Rivers | | 26:52 | 4 | 10 | 2 | 4 | 3 | 4 | 1 | 2 | 3 | 3 | 1 | 3 | 0 | 0 | 2 | 13 |
| 10 Olivia Nelson-Ododa | | 07:54 | 0 | 2 | 0 | 0 | 0 | 0 | 0 | 1 | 1 | 0 | 1 | 0 | 0 | 0 | -3 | 0 |
| 28 Mamignan Touré | | 04:18 | 1 | 2 | 0 | 1 | 0 | 0 | 0 | 0 | 0 | 1 | 0 | 1 | 0 | 0 | 1 | 2 |
| 15 Lindsay Allen | DNP - Coach's Decision | | | | | | | | | | | | | | | | | |
| 13 Rayah Marshall | NWT - Personal | | | | | | | | | | | | | | | | | |
| 7 Haley Peters | NWT - Personal | | | | | | | | | | | | | | | | | |
| 200:00 | | | 34 | 66 | 8 | 20 | 18 | 22 | 7 | 21 | 28 | 24 | 18 | 10 | 8 | 4 | 10 | 94 |
| | | | 51.5% | | 40% | | 81.8% | | TM REB: 6 | | | TOT TO: 9 (8 PTS) | | | | | | |

HOME: CHICAGO SKY (9-27)

| | POS | MIN | FG | FGA | 3P | 3PA | FT | FTA | OR | DR | TOT | A | PF | ST | TO | BS | +/- | PTS |
|-------------------------|-----------------------------|-------|-------|-----|-------|-----|-------|-----|------------|----|-----|---------------------|----|----|----|----|-----|-----|
| 12 Michaela Onyenwere | F | 13:05 | 1 | 2 | 1 | 1 | 0 | 2 | 0 | 0 | 0 | 2 | 1 | 0 | 0 | 0 | -10 | 3 |
| 5 Angel Reese | F | 31:15 | 5 | 10 | 0 | 0 | 1 | 4 | 6 | 5 | 11 | 5 | 3 | 0 | 2 | 0 | -9 | 11 |
| 10 Kamilla Cardoso | C | 33:53 | 7 | 14 | 0 | 0 | 4 | 6 | 1 | 6 | 7 | 5 | 3 | 0 | 6 | 0 | -18 | 18 |
| 7 Ariel Atkins | G | 29:11 | 4 | 8 | 1 | 2 | 3 | 4 | 2 | 4 | 6 | 3 | 3 | 1 | 2 | 0 | -22 | 12 |
| 24 Rachel Banham | G | 22:48 | 2 | 6 | 2 | 4 | 2 | 2 | 0 | 0 | 0 | 3 | 1 | 0 | 2 | 0 | -14 | 8 |
| 9 Rebecca Allen | | 11:25 | 0 | 1 | 0 | 1 | 3 | 6 | 0 | 1 | 1 | 1 | 1 | 2 | 1 | 0 | 7 | 3 |
| 0 Sevgi Uzun | | 21:59 | 3 | 6 | 0 | 2 | 0 | 0 | 0 | 3 | 3 | 3 | 4 | 0 | 3 | 0 | 6 | 6 |
| 1 Elizabeth Williams | | 14:52 | 2 | 4 | 0 | 0 | 0 | 0 | 1 | 0 | 1 | 1 | 0 | 1 | 0 | 1 | 7 | 4 |
| 11 Kia Nurse | | 17:54 | 6 | 10 | 5 | 9 | 2 | 2 | 0 | 2 | 2 | 0 | 0 | 0 | 0 | 0 | 6 | 19 |
| 2 Hailey Van Lith | | 03:38 | 0 | 0 | 0 | 0 | 0 | 0 | 0 | 1 | 1 | 2 | 0 | 0 | 1 | 0 | -3 | 0 |
| 22 Courtney Vandersloot | DND - Injury/Illness - Knee | | | | | | | | | | | | | | | | | |
| 21 Maddy Westbeld | DNP - Coach's Decision | | | | | | | | | | | | | | | | | |
| 200:00 | | | 30 | 61 | 9 | 19 | 15 | 26 | 10 | 22 | 32 | 25 | 16 | 4 | 17 | 1 | -10 | 84 |
| | | | 49.2% | | 47.4% | | 57.7% | | TM REB: 12 | | | TOT TO: 19 (26 PTS) | | | | | | |

| SCORE BY PERIOD | 1 | 2 | 3 | 4 | FINAL |
|-----------------|----|----|----|----|-------|
| Sun | 28 | 27 | 18 | 21 | 94 |
| SKY | 13 | 28 | 20 | 23 | 84 |

Inactive: Sun -

Inactive: Sky -

Points in the Paint: Sun 32 (16/27), SKY 38 (19/35) Biggest Lead: Sun 21, SKY 0

2nd Chance Points: Sun 8 (2/6), SKY 9 (4/12) Lead Changes: 0

Fast Break Points: Sun 15 (7/10), SKY 7 (3/4) Times Tied: 0

Technical fouls - Individual

Sun (0): NONE

SKY (2): Marsh 8:05 2nd, Marsh 8:05 2nd

Technical fouls - Non-Unsportsmanlike

Sun (2): Team 2:22 1st (Too Many Players), Hartley 4:57 2nd (Defensive Three Seconds)

SKY (0): NONE

Ejections

Sun (0): NONE

SKY (1): Marsh 8:05 2nd

CONNECTICUT SUN REGULAR SEASON STATISTICS

Through September 01 (10-30)

CONNECTICUT SUN

2025 REGULAR SEASON STATISTICS

| PLAYER | --FIELD GOALS-- | | | | | | | | | | --3-POINT FG-- | | | --FREE THROWS-- | | | --REBOUNDS-- | | | | | PF | DQ | STL | TO | BLK | PTS | AVG |
|---------------|-----------------|----|------|------|------|------|-----|-----|------|-----|----------------|------|-----|-----------------|------|-----|--------------|---|-----|-----|-----|------|------|-----|----|-----|-----|-----|
| | G | GS | MIN | FG | FGA | PCT | FG | FGA | PCT | FT | FTA | PCT | OFF | DEF | TOT | AST | | | | | | | | | | | | |
| Charles | 39 | 38 | 1117 | 235 | 541 | .434 | 12 | 44 | .273 | 156 | 181 | .862 | 60 | 173 | 233 | 68 | 82 | 0 | 33 | 76 | 17 | 638 | 16.4 | | | | | |
| Mabrey | 31 | 30 | 972 | 161 | 444 | .363 | 62 | 225 | .276 | 67 | 76 | .882 | 17 | 117 | 134 | 121 | 92 | 1 | 21 | 85 | 9 | 451 | 14.5 | | | | | |
| Lacan | 23 | 13 | 618 | 96 | 200 | .480 | 15 | 63 | .238 | 30 | 35 | .857 | 16 | 39 | 55 | 91 | 76 | 0 | 53 | 42 | 3 | 237 | 10.3 | | | | | |
| Hartley | 38 | 32 | 867 | 106 | 293 | .362 | 54 | 147 | .367 | 71 | 92 | .772 | 11 | 64 | 75 | 117 | 95 | 0 | 29 | 69 | 0 | 337 | 8.9 | | | | | |
| Rivers | 38 | 23 | 975 | 121 | 295 | .410 | 34 | 105 | .324 | 41 | 56 | .732 | 25 | 78 | 103 | 100 | 63 | 0 | 59 | 54 | 34 | 317 | 8.3 | | | | | |
| Nelson-Ododa | 37 | 21 | 800 | 113 | 215 | .526 | 1 | 2 | .500 | 78 | 111 | .703 | 60 | 124 | 184 | 34 | 89 | 2 | 27 | 40 | 43 | 305 | 8.2 | | | | | |
| Morrow | 37 | 19 | 686 | 102 | 266 | .383 | 16 | 64 | .250 | 59 | 74 | .797 | 73 | 171 | 244 | 20 | 73 | 0 | 30 | 39 | 17 | 279 | 7.5 | | | | | |
| Sheldon | 28 | 17 | 676 | 79 | 168 | .470 | 35 | 85 | .412 | 18 | 20 | .900 | 21 | 33 | 54 | 55 | 67 | 1 | 27 | 30 | 6 | 211 | 7.5 | | | | | |
| Edwards (TOT) | 32 | 0 | 449 | 63 | 132 | .477 | 0 | 8 | .000 | 53 | 82 | .646 | 39 | 69 | 108 | 18 | 49 | 0 | 14 | 37 | 13 | 179 | 5.6 | | | | | |
| Edwards (CT) | 11 | 0 | 170 | 18 | 38 | .474 | 0 | 1 | .000 | 18 | 26 | .692 | 14 | 25 | 39 | 9 | 21 | 0 | 4 | 14 | 7 | 54 | 4.9 | | | | | |
| Brown | 10 | 0 | 131 | 14 | 37 | .378 | 8 | 18 | .444 | 1 | 2 | .500 | 4 | 8 | 12 | 1 | 17 | 0 | 5 | 5 | 2 | 37 | 3.7 | | | | | |
| Allen | 27 | 5 | 339 | 20 | 50 | .400 | 3 | 15 | .200 | 12 | 15 | .800 | 4 | 15 | 19 | 53 | 28 | 0 | 9 | 26 | 5 | 55 | 2.0 | | | | | |
| Peters | 29 | 2 | 348 | 22 | 75 | .293 | 5 | 35 | .143 | 10 | 13 | .769 | 23 | 44 | 67 | 22 | 45 | 0 | 11 | 20 | 3 | 59 | 2.0 | | | | | |
| Diaby | 13 | 0 | 103 | 7 | 14 | .500 | 0 | 0 | --- | 11 | 14 | .786 | 3 | 10 | 13 | 5 | 19 | 0 | 6 | 12 | 1 | 25 | 1.9 | | | | | |
| Toure | 14 | 0 | 90 | 10 | 24 | .417 | 6 | 15 | .400 | 0 | 0 | --- | 1 | 1 | 2 | 5 | 14 | 0 | 5 | 5 | 0 | 26 | 1.9 | | | | | |
| Marshall | 12 | 0 | 69 | 7 | 19 | .368 | 0 | 1 | .000 | 5 | 9 | .556 | 5 | 15 | 20 | 3 | 7 | 0 | 1 | 5 | 1 | 19 | 1.6 | | | | | |
| Parks | 6 | 0 | 63 | 1 | 5 | .200 | 0 | 4 | .000 | 0 | 0 | --- | 1 | 8 | 9 | 2 | 7 | 0 | 2 | 1 | 0 | 2 | 0.3 | | | | | |
| SUN | 40 | - | 8025 | 1112 | 2684 | .414 | 251 | 824 | .305 | 577 | 724 | .797 | 338 | 925 | 1263 | 706 | 795 | 4 | 322 | 558 | 148 | 3052 | 76.3 | | | | | |
| OPPONENTS | 40 | - | 8025 | 1212 | 2607 | .465 | 334 | 960 | .348 | 677 | 858 | .789 | 354 | 1063 | 1417 | 857 | 702 | 2 | 286 | 604 | 147 | 3435 | 85.9 | | | | | |

| PLAYER | -- SINGLE-GAME HIGHS -- | | | | | | | AVERAGE PER GAME | | | | | | | --CAREER HIGHS (C=SET, T=TIED THIS SEASON)-- | | | | | | |
|---------------|-------------------------|-----|-----|----|----|----|-----|------------------|------|------|------|------|------|------|--|-----|----|-----|-----|-----|-----|
| | MIN | REB | AST | ST | TO | BL | PTS | MIN | REB | AST | STL | TO | BLK | PTS | FG | FGA | FT | FTA | REB | AST | PTS |
| Charles | 36 | 11 | 3 | 3 | 11 | 2 | 29 | 28.6 | 6.0 | 1.7 | 0.85 | 1.9 | 0.44 | 16.4 | 14 | 30 | 19 | 24 | 23 | 10 | 36 |
| Mabrey | 39 | 10 | 8 | 3 | 6 | 2 | 34 | 31.3 | 4.3 | 3.9 | 0.68 | 2.7 | 0.29 | 14.5 | 14 | 22T | 13 | 14 | 12 | 10 | 36 |
| Lacan | 38 | 7 | 14 | 6 | 5 | 1 | 22 | 26.9 | 2.4 | 4.0 | 2.30 | 1.8 | 0.13 | 10.3 | 9C | 15C | 4C | 6C | 7C | 14C | 22C |
| Hartley | 33 | 5 | 6 | 2 | 4 | 0 | 25 | 22.8 | 2.0 | 3.1 | 0.76 | 1.8 | 0.00 | 8.9 | 11 | 18 | 8 | 8T | 6 | 9 | 27 |
| Rivers | 36 | 7 | 7 | 4 | 3 | 5 | 20 | 25.7 | 2.7 | 2.6 | 1.55 | 1.4 | 0.89 | 8.3 | 8C | 13C | 5C | 6C | 7C | 7C | 20C |
| Nelson-Ododa | 34 | 14 | 4 | 3 | 4 | 5 | 18 | 21.6 | 5.0 | 0.9 | 0.73 | 1.1 | 1.16 | 8.2 | 8 | 14 | 8C | 8C | 14C | 4T | 20 |
| Morrow | 34 | 15 | 3 | 5 | 4 | 3 | 20 | 18.5 | 6.6 | 0.5 | 0.81 | 1.1 | 0.46 | 7.5 | 9C | 14C | 6C | 8C | 15C | 3C | 20C |
| Sheldon | 33 | 5 | 7 | 4 | 4 | 1 | 16 | 24.1 | 1.9 | 2.0 | 0.96 | 1.1 | 0.21 | 7.5 | 6T | 12 | 4T | 5C | 6 | 8 | 17 |
| Edwards (TOT) | 21 | 7 | 2 | 1 | 4 | 2 | 15 | 14.0 | 3.4 | 0.6 | 0.44 | 1.2 | 0.41 | 5.6 | 10 | 12 | 5T | 8T | 14 | 4 | 23 |
| Edwards (CT) | 21 | 5 | 2 | 1 | 3 | 2 | 11 | 15.5 | 3.5 | 0.8 | 0.36 | 1.3 | 0.64 | 4.9 | | | | | | | |
| Brown | 21 | 2 | 1 | 2 | 1 | 1 | 13 | 13.1 | 1.2 | 0.1 | 0.50 | 0.5 | 0.20 | 3.7 | 6 | 9 | 1T | 2T | 6 | 3 | 15 |
| Allen | 24 | 2 | 8 | 2 | 3 | 2 | 7 | 12.6 | 0.7 | 2.0 | 0.33 | 1.0 | 0.19 | 2.0 | 9 | 19 | 9 | 10 | 6 | 10 | 26 |
| Peters | 25 | 6 | 3 | 2 | 3 | 1 | 12 | 12.0 | 2.3 | 0.8 | 0.38 | 0.7 | 0.10 | 2.0 | 6 | 11 | 5 | 8 | 6T | 4 | 19 |
| Diaby | 18 | 3 | 2 | 1 | 2 | 1 | 5 | 8.0 | 1.0 | 0.4 | 0.46 | 0.9 | 0.08 | 1.9 | 2C | 3C | 3C | 4C | 3C | 2C | 5C |
| Toure | 15 | 1 | 2 | 2 | 1 | 0 | 8 | 6.5 | 0.1 | 0.4 | 0.36 | 0.4 | 0.00 | 1.9 | 3C | 4C | 0 | 0 | 1C | 2C | 8C |
| Marshall | 11 | 6 | 2 | 1 | 2 | 1 | 5 | 5.7 | 1.7 | 0.3 | 0.08 | 0.4 | 0.08 | 1.6 | 2C | 4C | 1C | 2C | 6C | 2C | 5C |
| Parks | 20 | 3 | 2 | 1 | 1 | 0 | 2 | 10.5 | 1.5 | 0.3 | 0.33 | 0.2 | 0.00 | 0.3 | 5 | 9 | 3 | 3 | 6 | 3 | 14 |
| SUN | 45 | 42 | 25 | 15 | 23 | 10 | 101 | 200.6 | 31.6 | 17.7 | 8.05 | 14.0 | 3.70 | 76.3 | 46 | 96 | 35 | 47 | 55 | 30 | 110 |
| OPPONENTS | 45 | 52 | 30 | 13 | 24 | 8 | 109 | 200.6 | 35.4 | 21.4 | 7.15 | 15.1 | 3.68 | 85.9 | 43 | 96 | 33 | 44 | 62 | 35 | 111 |

CHICAGO SKY REGULAR SEASON STATISTICS

Through September 01 (9-30)

CHICAGO SKY

2025 REGULAR SEASON STATISTICS

| PLAYER | --FIELD GOALS-- | | | | | | | | | | --3-POINT FG-- | | | --FREE THROWS-- | | | --REBOUNDS-- | | | | | | | | | | PF | DQ | STL | TO | BLK | PTS | AVG |
|----------------|-----------------|----|------|------|------|------|-----|------|------|-----|----------------|------|-----|-----------------|------|-----|--------------|----|-----|-----|-----|------|------|--|--|--|----|----|-----|----|-----|-----|-----|
| | G | GS | MIN | FG | FGA | PCT | FG | FGA | PCT | FT | FTA | PCT | OFF | DEF | TOT | AST | PF | DQ | STL | TO | BLK | PTS | AVG | | | | | | | | | | |
| Reese | 29 | 29 | 916 | 149 | 322 | .463 | 4 | 20 | .200 | 120 | 160 | .750 | 116 | 248 | 364 | 106 | 98 | 0 | 40 | 114 | 20 | 422 | 14.6 | | | | | | | | | | |
| Atkins | 32 | 32 | 917 | 156 | 349 | .447 | 42 | 114 | .368 | 77 | 90 | .856 | 22 | 85 | 107 | 118 | 96 | 2 | 52 | 78 | 23 | 431 | 13.5 | | | | | | | | | | |
| Cardoso | 35 | 34 | 946 | 190 | 363 | .523 | 1 | 2 | .500 | 84 | 117 | .718 | 100 | 194 | 294 | 83 | 102 | 2 | 13 | 85 | 35 | 465 | 13.3 | | | | | | | | | | |
| Vandersloot | 7 | 7 | 191 | 29 | 66 | .439 | 5 | 23 | .217 | 11 | 13 | .846 | 2 | 20 | 22 | 37 | 13 | 0 | 11 | 17 | 2 | 74 | 10.6 | | | | | | | | | | |
| Banham | 39 | 28 | 935 | 116 | 298 | .389 | 80 | 217 | .369 | 45 | 50 | .900 | 6 | 57 | 63 | 98 | 76 | 0 | 22 | 61 | 10 | 357 | 9.2 | | | | | | | | | | |
| Williams | 39 | 13 | 821 | 141 | 300 | .470 | 0 | 0 | --- | 45 | 73 | .616 | 73 | 127 | 200 | 68 | 56 | 1 | 28 | 47 | 35 | 327 | 8.4 | | | | | | | | | | |
| Nurse | 39 | 17 | 855 | 90 | 259 | .347 | 54 | 162 | .333 | 40 | 52 | .769 | 16 | 75 | 91 | 53 | 65 | 0 | 14 | 48 | 2 | 274 | 7.0 | | | | | | | | | | |
| Allen | 39 | 15 | 723 | 73 | 212 | .344 | 37 | 116 | .319 | 19 | 31 | .613 | 13 | 87 | 100 | 48 | 56 | 0 | 19 | 35 | 19 | 202 | 5.2 | | | | | | | | | | |
| Onyenwere | 37 | 17 | 588 | 71 | 177 | .401 | 20 | 58 | .345 | 24 | 29 | .828 | 15 | 44 | 59 | 41 | 61 | 0 | 12 | 44 | 4 | 186 | 5.0 | | | | | | | | | | |
| Van Lith | 29 | 0 | 361 | 37 | 109 | .339 | 5 | 31 | .161 | 23 | 31 | .742 | 4 | 27 | 31 | 45 | 22 | 0 | 12 | 36 | 4 | 102 | 3.5 | | | | | | | | | | |
| Westbeld | 21 | 0 | 256 | 24 | 73 | .329 | 9 | 28 | .321 | 5 | 6 | .833 | 17 | 28 | 45 | 14 | 33 | 0 | 9 | 13 | 6 | 62 | 3.0 | | | | | | | | | | |
| Uzun (TOT) | 20 | 2 | 337 | 23 | 73 | .315 | 5 | 26 | .192 | 6 | 10 | .600 | 1 | 26 | 27 | 45 | 34 | 0 | 11 | 37 | 3 | 57 | 2.9 | | | | | | | | | | |
| Uzun (CHI) | 13 | 2 | 235 | 20 | 59 | .339 | 4 | 18 | .222 | 2 | 4 | .500 | 1 | 20 | 21 | 31 | 25 | 0 | 7 | 27 | 0 | 46 | 3.5 | | | | | | | | | | |
| Jefferson | 5 | 1 | 35 | 3 | 8 | .375 | 1 | 3 | .333 | 0 | 0 | --- | 0 | 5 | 5 | 9 | 3 | 0 | 0 | 2 | 0 | 7 | 1.4 | | | | | | | | | | |
| M. Davis (TOT) | 11 | 0 | 52 | 2 | 10 | .200 | 0 | 4 | .000 | 6 | 7 | .857 | 3 | 4 | 7 | 1 | 3 | 0 | 0 | 6 | 2 | 10 | 0.9 | | | | | | | | | | |
| M. Davis (CHI) | 2 | 0 | 21 | 1 | 6 | .167 | 0 | 1 | .000 | 0 | 0 | --- | 2 | 0 | 2 | 0 | 1 | 0 | 0 | 3 | 1 | 2 | 1.0 | | | | | | | | | | |
| SKY | 39 | - | 7800 | 1100 | 2601 | .423 | 262 | 793 | .330 | 495 | 656 | .755 | 387 | 1017 | 1404 | 751 | 707 | 5 | 239 | 664 | 161 | 2957 | 75.8 | | | | | | | | | | |
| OPPONENTS | 39 | - | 7800 | 1196 | 2666 | .449 | 370 | 1006 | .368 | 591 | 773 | .765 | 344 | 945 | 1289 | 828 | 642 | 2 | 378 | 466 | 220 | 3353 | 86.0 | | | | | | | | | | |

| PLAYER | -- SINGLE-GAME HIGHS -- | | | | | | AVERAGE PER GAME | | | | | | CAREER HIGHS (C=SET, T=TIED THIS SEASON)- | | | | | | | | |
|----------------|-------------------------|-----|-----|----|----|-----|------------------|-------|------|------|------|------|---|------|-----|-----|-----|-----|-----|-----|-----|
| | MIN | REB | AST | ST | TO | BLK | PTS | MIN | REB | AST | STL | TO | BLK | PTS | FG | FGA | FT | FTA | REB | AST | PTS |
| Reese | 38 | 20 | 11 | 4 | 9 | 2 | 24 | 31.6 | 12.6 | 3.7 | 1.38 | 3.9 | 0.69 | 14.6 | 10C | 19C | 12C | 15C | 22 | 11C | 27 |
| Atkins | 38 | 6 | 8 | 4 | 6 | 4 | 30 | 28.7 | 3.3 | 3.7 | 1.63 | 2.4 | 0.72 | 13.5 | 13 | 25 | 11C | 11C | 10 | 8C | 36 |
| Cardoso | 35 | 15 | 6 | 2 | 6 | 4 | 27 | 27.0 | 8.4 | 2.4 | 0.37 | 2.4 | 1.00 | 13.3 | 10C | 19C | 8 | 9C | 15C | 6T | 27C |
| Vandersloot | 36 | 7 | 11 | 5 | 5 | 1 | 15 | 27.2 | 3.1 | 5.3 | 1.57 | 2.4 | 0.29 | 10.6 | 11 | 18 | 9 | 12 | 10 | 18 | 28 |
| Banham | 37 | 5 | 7 | 3 | 7 | 2 | 26 | 24.0 | 1.6 | 2.5 | 0.56 | 1.6 | 0.26 | 9.2 | 10 | 15T | 5T | 6T | 6 | 10 | 29 |
| Williams | 36 | 15 | 6 | 3 | 3 | 3 | 20 | 21.1 | 5.1 | 1.7 | 0.72 | 1.2 | 0.90 | 8.4 | 11 | 17C | 9 | 12 | 16 | 6T | 23 |
| Nurse | 35 | 8 | 7 | 2 | 5 | 1 | 19 | 21.9 | 2.3 | 1.4 | 0.36 | 1.2 | 0.05 | 7.0 | 9 | 20 | 15 | 16 | 9 | 7T | 34 |
| Allen | 33 | 6 | 4 | 3 | 4 | 3 | 27 | 18.5 | 2.6 | 1.2 | 0.49 | 0.9 | 0.49 | 5.2 | 11 | 20 | 5 | 6C | 9 | 5 | 28 |
| Onyenwere | 26 | 8 | 3 | 3 | 4 | 1 | 17 | 15.9 | 1.6 | 1.1 | 0.32 | 1.2 | 0.11 | 5.0 | 10 | 22 | 7 | 8 | 12 | 5 | 29 |
| Van Lith | 27 | 5 | 6 | 3 | 5 | 1 | 16 | 12.4 | 1.1 | 1.6 | 0.41 | 1.2 | 0.14 | 3.5 | 6C | 11C | 4C | 6C | 5C | 6C | 16C |
| Westbeld | 25 | 7 | 2 | 2 | 2 | 2 | 10 | 12.2 | 2.1 | 0.7 | 0.43 | 0.6 | 0.29 | 3.0 | 4C | 9C | 2C | 2C | 7C | 2C | 10C |
| Uzun (TOT) | 28 | 4 | 5 | 3 | 5 | 1 | 7 | 16.9 | 1.4 | 2.3 | 0.55 | 1.9 | 0.15 | 2.9 | 7 | 13 | 3 | 3 | 5 | 8 | 17 |
| Uzun (CHI) | 28 | 4 | 5 | 1 | 5 | 0 | 7 | 18.1 | 1.6 | 2.4 | 0.54 | 2.1 | 0.00 | 3.5 | | | | | | | |
| Jefferson | 21 | 5 | 5 | 0 | 1 | 0 | 7 | 7.1 | 1.0 | 1.8 | 0.00 | 0.4 | 0.00 | 1.4 | 13 | 26 | 9 | 9 | 10 | 12 | 32 |
| M. Davis (TOT) | 13 | 2 | 1 | 0 | 2 | 1 | 3 | 4.7 | 0.6 | 0.1 | 0.00 | 0.5 | 0.18 | 0.9 | 4 | 8 | 2T | 2T | 2T | 1T | 9 |
| M. Davis (CHI) | 13 | 1 | 0 | 0 | 2 | 1 | 2 | 10.5 | 1.0 | 0.0 | 0.00 | 1.5 | 0.50 | 1.0 | | | | | | | |
| SKY | 40 | 45 | 30 | 14 | 25 | 10 | 97 | 200.0 | 36.0 | 19.3 | 6.13 | 17.0 | 4.13 | 75.8 | 44 | 91 | 35 | 42 | 55 | 35 | 115 |
| OPPONENTS | 40 | 46 | 26 | 17 | 20 | 11 | 107 | 200.0 | 33.1 | 21.2 | 9.69 | 11.9 | 5.64 | 86.0 | 45 | 99 | 42 | 45 | 52 | 37 | 118 |

CONNECTICUT SUN LEADERS



POINTS

Tina Charles
16.4 PPG
Center




REBOUNDS

Aneesah Morrow
6.6 RPG
Center



ASSISTS

Leila Lacan
4.0 APG
Guard



STEALS

Leila Lacan
2.3 SPG
Guard



BLOCKS

Olivia Nelson-Ododa
1.2 BPG
Center



FG%

Olivia Nelson-Ododa
52.6%
Center

2025 REGULAR SEASON OFFENSIVE LEADERS (INCLUDING TIES)

| Player | Points | Rebounds | Assists | Steals | Blocks | FGM | 3PM | TO |
|---------------------|--------|----------|---------|--------|--------|-----|-----|----|
| Lindsey Allen | | | 6 | 1 | 3 | | 1 | 3 |
| Tina Charles | 19 | 15 | 2 | 4 | 8 | 21 | 2 | 8 |
| Aaliyah Edwards | | | | | 4 | | | 3 |
| Bria Hartley | 3 | | 12 | 3 | | 2 | 12 | 11 |
| Leila Lacan | 3 | | 9 | 12 | 2 | 5 | 4 | 7 |
| Marina Mabrey | 11 | 3 | 11 | 2 | 3 | 9 | 15 | 15 |
| Rayah Marshall | | 1 | | | 1 | | | |
| Aneesah Morrow | 6 | 17 | | 2 | 7 | 5 | 4 | 5 |
| Olivia Nelson-Ododa | | 9 | 2 | 4 | 17 | 3 | 1 | 4 |
| Haley Peters | | 2 | 2 | 1 | 1 | | 1 | 2 |
| Saniya Rivers | 1 | 2 | 9 | 17 | 16 | 3 | 9 | 6 |
| Migna Touré | | | | | | | 2 | |

SUN STARTING LINEUPS

| LAST USED | GAME | GUARD | GUARD | FORWARD | FORWARD | CENTER | RECORD |
|-----------|---------|---------------|---------------|---------------|---------------------|---------------------|--------|
| 5.20 | vs. LVA | Lindsay Allen | Jacy Sheldon | Marina Mabrey | Olivia Nelson-Ododa | Tina Charles | 0-2 |
| 5.23 | at MIN | Lindsay Allen | Saniya Rivers | Marina Mabrey | Olivia Nelson-Ododa | Tina Charles | 0-1 |
| 5.27 | vs. DAL | Jacy Sheldon | Saniya Rivers | Marina Mabrey | Olivia Nelson-Ododa | Tina Charles | 0-2 |
| 6.6 | vs. ATL | Bria Hartley | Saniya Rivers | Marina Mabrey | Olivia Nelson-Ododa | Tina Charles | 2-1 |
| 6.8 | at WAS | Bria Hartley | Saniya Rivers | Marina Mabrey | Haley Peters | Tina Charles | 0-1 |
| 6.18 | vs. PHO | Jacy Sheldon | Bria Hartley | Marina Mabrey | Olivia Nelson-Ododa | Tina Charles | 0-3 |
| 6.20 | vs. DAL | Jacy Sheldon | Saniya Rivers | Marina Mabrey | Haley Peters | Tina Charles | 0-1 |
| 6.22 | at GSV | Jacy Sheldon | Bria Hartley | Saniya Rivers | Aneesah Morrow | Tina Charles | 0-1 |
| 7.6 | vs. LVA | Jacy Sheldon | Bria Hartley | Saniya Rivers | Aneesah Morrow | Olivia Nelson-Ododa | 0-1 |
| 7.15 | vs. IND | Jacy Sheldon | Bria Hartley | Saniya Rivers | Olivia Nelson-Ododa | Tina Charles | 1-6 |
| 7.24 | vs. LAS | Bria Hartley | Leila Lacan | Saniya Rivers | Olivia Nelson-Ododa | Tina Charles | 0-1 |
| 8.11 | at GSV | Bria Hartley | Marina Mabrey | Leila Lacan | Aneesah Morrow | Olivia Nelson-Ododa | 0-1 |
| 8.25 | at NYL | Bria Hartley | Marina Mabrey | Saniya Rivers | Aneesah Morrow | Tina Charles | 2-3 |
| 8.27 | at DAL | Bria Hartley | Marina Mabrey | Leila Lacan | Aneesah Morrow | Tina Charles | 5-4 |
| 9.1 | vs. ATL | Lindsay Allen | Leila Lacan | Marina Mabrey | Aneesah Morrow | Tina Charles | 0-2 |

WIN/LOSS MARGINS

| MARGIN | 1 | 2 | 3 | 4 | 5 | 6 | 7 | 8 | 9 | 10 | 11 | 12 | 13 | 14 | 15 | 16 | 17 | 18 | 19 | 20+ |
|---------|---|---|---|---|---|---|---|---|---|----|----|----|----|----|----|----|----|----|----|-----|
| WON BY | | 1 | | | | 1 | | 1 | 1 | 2 | 2 | | | | | 1 | | | | 1 |
| LOST BY | | 1 | 1 | 1 | 1 | 2 | | 3 | 1 | | 1 | 1 | | 1 | 1 | 3 | 3 | 1 | | 9 |

CONNECTICUT SUN MILESTONES

| POINTS | MILESTONE | NEED | DATE ACHIEVED | BLOCKS | MILESTONE | NEED | DATE ACHIEVED |
|---------------------|-----------|------|-----------------|---------------------|-----------|------|----------------|
| Lindsay Allen | 1,000 | 71 | -- | Lindsay Allen | -- | -- | -- |
| Tina Charles | 8,000 | -- | 7/11/25 at SEA | Tina Charles | 400 | -- | 7/14/24 |
| Aaliyah Edwards | 500 | 63 | -- | Aaliyah Edwards | 100 | 59 | -- |
| Bria Hartley | 2,000 | 33 | -- | Bria Hartley | -- | -- | -- |
| Leila Lacan | -- | -- | -- | Leila Lacan | -- | -- | -- |
| Marina Mabrey | 2,000 | -- | 6/20/24 vs. DAL | Marina Mabrey | -- | -- | -- |
| Rayah Marshall | -- | -- | -- | Rayah Marshall | -- | -- | -- |
| Aneesah Morrow | -- | -- | -- | Aneesah Morrow | -- | -- | -- |
| Olivia Nelson-Ododa | 600 | -- | 7/15/25 vs. IND | Olivia Nelson-Ododa | 100 | -- | 6/29/25 at MIN |
| Haley Peters | -- | -- | -- | Haley Peters | -- | -- | -- |
| Saniya Rivers | -- | -- | -- | Saniya Rivers | -- | -- | -- |

| REBOUNDS | MILESTONE | NEED | DATE ACHIEVED | GAMES | MILESTONE | NEED | DATE ACHIEVED |
|---------------------|-----------|------|-----------------|---------------------|-----------|------|-----------------|
| Lindsay Allen | -- | -- | -- | Lindsay Allen | 200 | -- | 7/24/25 vs. LAS |
| Tina Charles | 4,000 | -- | 9/17/24 vs. CHI | Tina Charles | 400 | -- | 6/8/24 vs. CHI |
| Aaliyah Edwards | -- | -- | -- | Aaliyah Edwards | -- | -- | -- |
| Bria Hartley | 500 | -- | 7/28/25 vs. SEA | Bria Hartley | 200 | -- | 6/23/22 vs. DAL |
| Leila Lacan | -- | -- | -- | Leila Lacan | -- | -- | -- |
| Marina Mabrey | 800 | 1 | -- | Marina Mabrey | 200 | -- | 5/30/25 at IND |
| Rayah Marshall | -- | -- | -- | Rayah Marshall | -- | -- | -- |
| Aneesah Morrow | -- | -- | -- | Aneesah Morrow | -- | -- | -- |
| Olivia Nelson-Ododa | 600 | 90 | -- | Olivia Nelson-Ododa | 100 | -- | 9/6/24 vs. LVA |
| Haley Peters | -- | -- | -- | Haley Peters | -- | -- | -- |
| Saniya Rivers | -- | -- | -- | Saniya Rivers | -- | -- | -- |

| ASSISTS | MILESTONE | NEED | DATE ACHIEVED | FGM | MILESTONE | NEED | DATE ACHIEVED |
|---------------------|-----------|------|-----------------|---------------------|-----------|------|-----------------|
| Lindsay Allen | 700 | 51 | -- | Lindsay Allen | -- | -- | -- |
| Tina Charles | 1,000 | -- | 7/28/25 vs. SEA | Tina Charles | 3,000 | -- | 8/16/24 vs. SEA |
| Aaliyah Edwards | -- | -- | -- | Aaliyah Edwards | -- | -- | -- |
| Bria Hartley | 600 | -- | 7/9/25 vs. SEA | Bria Hartley | -- | -- | -- |
| Leila Lacan | -- | -- | -- | Leila Lacan | -- | -- | -- |
| Marina Mabrey | 500 | -- | 6/30/24 vs. MIN | Marina Mabrey | 1,000 | -- | 8/23/25 at CHI |
| Rayah Marshall | -- | -- | -- | Rayah Marshall | -- | -- | -- |
| Aneesah Morrow | -- | -- | -- | Aneesah Morrow | -- | -- | -- |
| Olivia Nelson-Ododa | -- | -- | -- | Olivia Nelson-Ododa | -- | -- | -- |
| Haley Peters | -- | -- | -- | Haley Peters | -- | -- | -- |
| Saniya Rivers | -- | -- | -- | Saniya Rivers | -- | -- | -- |

| STEALS | MILESTONE | NEED | DATE ACHIEVED | 3PM | MILESTONE | NEED | DATE ACHIEVED |
|---------------------|-----------|------|-----------------|---------------------|-----------|------|-----------------|
| Lindsay Allen | 100 | -- | 8/23/24 vs. CON | Lindsay Allen | -- | -- | -- |
| Tina Charles | 400 | 16 | -- | Tina Charles | 200 | 3 | -- |
| Aaliyah Edwards | -- | -- | -- | Aaliyah Edwards | -- | -- | -- |
| Bria Hartley | 200 | 38 | -- | Bria Hartley | 200 | -- | 5/18/25 vs. WAS |
| Leila Lacan | -- | -- | -- | Leila Lacan | -- | -- | -- |
| Marina Mabrey | 200 | 2 | -- | Marina Mabrey | 400 | -- | 6/20/25 vs DAL |
| Rayah Marshall | -- | -- | -- | Rayah Marshall | -- | -- | -- |
| Aneesah Morrow | -- | -- | -- | Aneesah Morrow | -- | -- | -- |
| Olivia Nelson-Ododa | -- | -- | -- | Olivia Nelson-Ododa | -- | -- | -- |
| Haley Peters | -- | -- | -- | Haley Peters | -- | -- | -- |
| Saniya Rivers | -- | -- | -- | Saniya Rivers | -- | -- | -- |

LEAGUE AND FRANCHISE RECORDS

Connecticut Sun All-Time Scoring List

| | |
|------------------------|---------------------|
| 5. Katie Douglas | 2,999 points |
| 6. Tina Charles | 2,881 points |
| 7. DeWanna Bonner | 2,662 points |
| 8. Jonquel Jones | 2,657 points |
| 9. Jasmine Thomas | 2,489 points |

WNBA All-Time Scoring List

| | |
|------------------------|---------------------|
| 1. Diana Taurasi | 10,646 points |
| 2. Tina Charles | 8,334 points |
| 3. DeWanna Bonner | 7,770 points |
| 4. Tina Thompson | 7,488 points |
| 5. Tamika Catchings | 7,380 points |

Connecticut Sun All-Time Reb. List

| | |
|----------------------------|-------------------|
| 1. Alyssa Thomas | 2,396 reb. |
| 2. Taj McWilliams-Franklin | 1,814 reb. |
| 3. Tina Charles | 1,643 reb. |
| 4. Jonquel Jones | 1,633 reb. |
| 5. Asjha Jones | 1,447 reb. |

WNBA All-Time FGM List

| | |
|------------------------|------------------|
| 1. Diana Taurasi | 3,341 FGM |
| 2. Tina Charles | 3,339 FGM |
| 3. Nneka Ogumike | 2,859 FGM |
| 4. Candice Dupree | 2,842 FGM |
| 5. Tina Thompson | 2,630 FGM |

Connecticut Sun All-Time Blocks List

| | |
|----------------------------|-------------------|
| 1. Jonquel Jones | 270 blocks |
| 2. Taj McWilliams-Franklin | 267 blocks |
| 3. Margo Dydek | 222 blocks |
| 4. Tina Charles | 209 blocks |
| 5. Asjha Jones | 147 blocks |

WNBA All-Time Blocks List

| | |
|-----------------------------|-------------------|
| 9. A'ja Wilson | 521 blocks |
| 10. Ruth Riley | 505 blocks |
| 11. Elizabeth Williams | 479 blocks |
| 12. Taj McWilliams-Franklin | 443 blocks |
| 13. Tina Charles | 426 blocks |

THE LAST TIME...

| | TEAM | INDIVIDUAL |
|----------------------|-------------------------------|---|
| OVERTIME | | 40+ POINTS |
| Sun Win | 94-91 at WAS (6/27/24) | Sun 41, DeWanna Bonner vs. LVA (6/8/23) |
| Sun Loss | 99-93 vs. IND (8/17/25) | Opponent 40, Maya Moore vs. MIN (7/7/16) |
| 100+ POINTS | | 30-39 POINTS |
| Sun | 101 at DAL (8/27/25) | Sun 34, Marina Mabrey vs. ATL (6/6/25) |
| Opponent | 102 at LAS (8/7/25) | Opponent 38, Kelsey Mitchell vs. IND (8/17/25) |
| 30+ WIN | | 15+ REBOUNDS |
| Sun | 95-64 (+31) vs. GSV (7/27/25) | Sun 15, Aneesah Morrow at NYL (8/25/25) |
| Opponent | 102-63 (-39) at MIN (6/29/25) | Opponent 15, Elizabeth Williams vs. CHI (8/13/25) |
| 20-29 WIN | | 10+ ASSISTS |
| Sun | 86-66 (+20) at LAS (9/10/24) | Sun 10, Alyssa Thomas vs. MIN (9/17/24) |
| Opponent | 94-70 (-24) vs. MIN (8/30/25) | Opponent 11, Julie Allemand at LAS (8/7/25) |
| 40+ REBOUNDS | | 5+ STEALS |
| Sun | 41 vs. MIN (8/30/25) | Sun 5, Leila Lacan vs. WAS (8/21/25) |
| Opponent | 40 at LVA (8/10/25) | Opponent 6, Arike Ogunbowale vs. DAL (5/27/25) |
| 25+ ASSISTS | | 5+ BLOCKS |
| Sun | 25 vs. IND (8/17/25) | Sun 5, Saniya Rivers vs. IND (8/17/25) |
| Opponent | 27 vs. MIN (8/30/25) | Opponent 5, Breanna Stewart vs. NYL (9/26/23) |
| 15+ STEALS | | 10+ FGM |
| Sun | 15 vs. WAS (8/21/25) | Sun 10, Tina Charles vs. ATL (9/1/25) |
| Opponent | 15 vs. ATL (6/14/15) | Opponent 11, Kelsey Mitchell vs. IND (8/17/25) |
| 10+ BLOCKS | | 5+ 3PM |
| Sun | 11 at GSV (6/22/25) | Sun 5, Marina Mabrey at LVA (8/10/25) |
| Opponent | 10 vs. DAL (8/18/23) | Opponent 5, Naz Hillmon vs. ATL (9/1/25) |
| 20+ TURNOVERS | | 5+ TURNOVERS |
| Sun | 21 at NYL (6/1/25) | Sun 5, Leila Lacan vs. MIN (8/30/25) |
| Opponent | 20 vs. WAS (8/21/25) | Opponent 6, Kamila Cardoso vs. CHI (8/23/25) |

CONNECTICUT SUN VS OPPONENTS

| | OVERALL | | HOME | | AWAY | |
|----------------|-----------|-----------|----------|-----------|----------|-----------|
| TEAM | W | L | W | L | W | L |
| ATLANTA | 1 | 2 | 1 | 1 | 0 | 1 |
| CHICAGO | 2 | 1 | 1 | 1 | 1 | 0 |
| DALLAS | 1 | 2 | 0 | 2 | 1 | 0 |
| GOLDEN STATE | 1 | 2 | 1 | 0 | 0 | 2 |
| INDIANA | 1 | 3 | 0 | 2 | 1 | 1 |
| LAS VEGAS | 0 | 4 | 0 | 2 | 0 | 2 |
| LOS ANGELES | 0 | 3 | 0 | 1 | 0 | 2 |
| MINNESOTA | 0 | 3 | 0 | 1 | 0 | 2 |
| NEW YORK | 1 | 3 | 1 | 1 | 0 | 2 |
| PHOENIX | 0 | 2 | 0 | 1 | 0 | 1 |
| SEATTLE | 1 | 3 | 1 | 1 | 0 | 2 |
| WASHINGTON | 2 | 2 | 1 | 1 | 1 | 1 |
| OVERALL | 10 | 30 | 6 | 14 | 4 | 16 |

RECORD BREAK DOWN CONNECTICUT SUN WHEN...

| WHEN | OVERALL | HOME | AWAY | WHEN | OVERALL | HOME | AWAY |
|------------------------------|---------|------|------|----------------------------|---------|------|------|
| Leading after 1Q | 4-10 | 3-5 | 1-5 | Sun no 20+ scorer | 3-13 | 2-4 | 1-9 |
| Trailing after 1Q | 6-20 | 3-9 | 3-11 | Opp no 20+ scorer | 6-9 | 3-4 | 3-5 |
| Tied after 1Q | 0-0 | 0-0 | 0-0 | 2+ Sun w/ 20-29 points | 1-2 | 0-1 | 1-1 |
| | | | | 2+ Opp w/ 20-29 points | 1-5 | 1-1 | 0-4 |
| Leading after 2Q | 9-7 | 5-3 | 4-4 | Sun w/ 30+ scorer | 1-0 | 1-0 | 0-0 |
| Trailing after 2Q | 1-22 | 1-11 | 0-11 | Opp w/ 30+ scorer | 0-5 | 0-3 | 0-2 |
| Tied after 2Q | 0-1 | 0-0 | 0-1 | | | | |
| | | | | All starters w/ 10+ pts | 0-0 | 0-0 | 0-0 |
| Leading after 3Q | 9-4 | 5-2 | 4-2 | Opp. starters w/10+ pts | 1-1 | 1-0 | 0-1 |
| Trailing after 3Q | 1-26 | 1-12 | 0-14 | 2+ reserves w/ 10+ pts | 2-1 | 1-1 | 1-0 |
| Tied after 3Q | 0-0 | 0-0 | 0-0 | Opp 2+ reserves w/ 10+ pts | 2-5 | 0-1 | 2-4 |
| | | | | | | | |
| Out-Rebound (or tie) Opp | 6-7 | 4-3 | 2-4 | Sun >= 20 points in 1Q | 6-12 | 2-6 | 4-6 |
| Out-Rebounded by Opp | 4-23 | 2-11 | 2-12 | Opp >= 20 points in 1Q | 5-23 | 2-10 | 3-13 |
| | | | | Sun < 20 points in 1Q | 4-17 | 4-7 | 0-10 |
| Out-Assist (or tie) Opp | 4-7 | 4-5 | 0-2 | Opp < 20 points in 1Q | 5-7 | 4-4 | 1-3 |
| Out-Assisted by Opp | 6-23 | 2-9 | 4-14 | | | | |
| | | | | Sun >= 40 points in 1H | 7-12 | 3-8 | 4-4 |
| Outscore (or tie) in paint | 5-7 | 4-5 | 1-2 | Opp >= 40 points in 1H | 3-23 | 1-12 | 2-11 |
| Outscored in paint | 5-23 | 2-9 | 3-14 | Sun < 40 points in 1H | 2-18 | 2-6 | 0-12 |
| | | | | Opp < 40 points in 1H | 6-7 | 4-2 | 2-5 |
| Outscore (or tie) fastbreak | 9-10 | 6-4 | 3-6 | | | | |
| Outscored on fastbreak | 1-20 | 0-10 | 1-10 | Sun lead by 10+ points | 10-6 | 6-2 | 4-4 |
| | | | | Opp lead by 10+ points | 3-24 | 1-10 | 2-14 |
| Outscore (or tie) 2nd chance | 3-15 | 3-6 | 0-9 | | | | |
| Outscored on 2nd chance | 7-15 | 3-8 | 4-7 | Game decided by 10+ pts | 5-20 | 4-8 | 1-12 |
| | | | | Game decided by 4-9 pts | 3-8 | 2-5 | 1-3 |
| Shoot under 40% | 0-17 | 0-7 | 0-10 | Game decided by 3 or less | 1-2 | 0-1 | 1-1 |
| Shoot 40-49% | 6-10 | 4-6 | 2-4 | | | | |
| Shoot 50% or better | 4-3 | 2-1 | 2-2 | Sun with 8+ 3PM | 5-10 | 2-5 | 3-5 |
| | | | | Opp with 8+ 3PM | 3-20 | 2-8 | 1-12 |
| Score 80+ points | 7-10 | 3-6 | 4-4 | | | | |
| Score 70-79 points | 2-7 | 2-5 | 0-2 | Sun 3FG% >= 40% | 3-4 | 1-1 | 2-3 |
| Score under 70 points | 1-12 | 1-3 | 0-9 | Opp 3FG% >= 40% | 2-8 | 0-4 | 2-4 |
| | | | | | | | |
| Opp score 80+ points | 4-24 | 1-13 | 3-11 | Sun FT% >= 80% | 5-15 | 2-7 | 3-8 |
| Opp score 70-79 points | 1-5 | 1-1 | 0-4 | Opp FT% >= 80% | 2-16 | 1-8 | 1-8 |
| Opp score under 70 points | 5-0 | 4-0 | 1-0 | | | | |
| | | | | Sun w/ 20+ assists | 6-9 | 4-5 | 2-4 |
| Outscore (or tie) Opp Bench | 6-16 | 4-7 | 2-9 | Opp w/ 20+ assists | 6-22 | 2-10 | 4-12 |
| Outscored by Opp Bench | 4-14 | 2-7 | 2-7 | | | | |
| | | | | Sun w/ <= 12 TOs | 6-7 | 4-2 | 2-5 |
| Shoot more (or tie) FT | 6-9 | 4-5 | 2-4 | Opp w/ <= 12 TOs | 1-6 | 1-2 | 0-4 |
| Shoot less FT | 4-21 | 2-9 | 2-12 | Sun w/ 20+ TOs | 0-2 | 0-0 | 0-2 |
| | | | | Opp w/ 20+ TOs | 4-2 | 4-1 | 0-1 |
| Have more (or tie) TOs | 3-14 | 1-5 | 2-9 | | | | |
| Have less TOs | 7-16 | 5-9 | 2-7 | Sun w/ 35+ rebounds | 3-8 | 2-3 | 1-5 |
| | | | | Opp w/ 35+ rebounds | 1-19 | 1-12 | 0-7 |
| 3 Sun with 10+ points | 4-14 | 2-8 | 2-6 | | | | |
| 4 Sun with 10+ points | 4-10 | 3-4 | 1-6 | Sun w/ 10+ steals | 6-5 | 4-3 | 2-2 |
| 5+ Sun with 10 points | 1-1 | 0-1 | 1-0 | Opp w/ 10+ steals | 1-5 | 1-2 | 0-3 |

2025 SUN INDIVIDUAL HIGHS

| | Statistic | Player | Game |
|--------------------|-----------|---------------------|--------------|
| Points, Game | 34 | Marina Mabrey | 6.6 vs. ATL |
| Points, Half | 19 | Mabrey/Charles | Two games |
| Points, Quarter | 15 | Marina Mabrey | 5.30 at IND |
| Points, OT | 4 | Marina Mabrey | 8.17 vs. IND |
| Bench Points | 22 | Leila Lacan | 8.25 @ NYL |
| FG Made | 13 | Marina Mabrey | 6.6 vs. ATL |
| FG Attempted | 22 | Mabrey/Charles | Two games |
| 3PFG Made | 5 | Marina Mabrey | Three games |
| 3PFG Attempted | 13 | Marina Mabrey | 8.10 @ LVA |
| FT Made | 10 | Tina Charles | Two games |
| FT Attempted | 11 | Tina Charles | 6.20 vs. DAL |
| Offensive Rebounds | 6 | Aneesah Morrow | 8.1 vs. NYL |
| Defensive Rebounds | 11 | Aneesah Morrow | Two times |
| Total Rebounds | 15 | Aneesah Morrow | 8.25 @ NYL |
| Assists | 14 | Leila Lacan | 8.17 vs. IND |
| Steals | 6 | Leila Lacan | Two games |
| Turnovers | 11 | Tina Charles | 5.30 at IND |
| Blocks | 5 | Nelson-Ododa/Rivers | Two games |

2025 OPPONENT INDIVIDUAL HIGHS

| | Statistic | Player | Game |
|--------------------|-----------|-----------------------|--------------|
| Points, Game | 38 | Kelsey Mitchell | 8.17 vs. IND |
| Points, Half | 24 | Kelsey Mitchell | 8.17 vs. IND |
| Points, Quarter | 17 | Brittney Sykes | 6.8 @ WAS |
| Points, OT | 10 | Kelsey Mitchell | 8.17 vs. IND |
| Bench Points | 18 | Four players | Four games |
| FG Made | 14 | Sabrina Ionescu | 8.3 vs. NYL |
| FG Attempted | 25 | A'ja Wilson | 8.10 @ LVA |
| 3PFG Made | 6 | Jewell Loyd | 5.20 vs. LVA |
| 3PFG Attempted | 11 | B. Carleton/R. Howard | Two games |
| FT Made | 14 | Brittney Sykes | 6.8 @ WAS |
| FT Attempted | 15 | Brittney Sykes | 6.8 @ WAS |
| Offensive Rebounds | 8 | Brionna Jones | 9.1 vs. ATL |
| Defensive Rebounds | 13 | A'ja Wilson | 8.10 @ LVA |
| Total Rebounds | 20 | A'ja Wilson | 8.10 @ LVA |
| Assists | 12 | Alyssa Thomas | 8.5 at PHO |
| Steals | 6 | Arike Ogunbowale | 5.27 vs. DAL |
| Turnovers | 6 | Four players | Four games |
| Blocks | 4 | A. Wilson/E. Magbegor | Two games |

TEAM SEASON HIGHS AND LOWS

| STATISTIC | SUN HIGH | SUN LOW | OPP HIGH | OPP LOW |
|---------------------|-----------------------|----------------------|-----------------------|-----------------------|
| Points, Game | 101 @ DAL (8.27) | 52 @ NYL (6.1) | 109 vs. DAL (5.27) | 56 vs. WAS (8.21) |
| Points, 1st Half | 55 at CHI (8.23) | 26- two times | 60 @ NYL (6.1) | 26 vs. WAS (8.21) |
| Points, 2nd Half | 52 vs. SEA (7.9) | 22 @ ATL (5.25) | 56 vs. LAS (7.24) | 28 @ GSV (6.22) |
| Points, 1st Quarter | 31 @ LVA (8.10) | 6- two times | 31 @ NYL (6.1) | 10 @ SEA (7.11) |
| Points, 2nd Quarter | 33 @ DAL (8.27) | 9 @ MIN (6.29) | 36 @ GSV (6.22) | 10- two times |
| Points, 3rd Quarter | 32 vs. DAL (5.27) | 8 @ NYL (6.1) | 32- two times | 13 @ GSV (6.22) |
| Points, 4th Quarter | 27 vs. SEA (7.9) | 7 @ ATL (5.25) | 32 vs. IND (8.17)- OT | 7 vs. NYL (8.1) |
| Points, OT | 9 vs. IND (8.17)- OT | 9 vs. IND (8.17)- OT | 15 vs. IND (8.17)- OT | 15 vs. IND (8.17)- OT |
| FGM | 36- two times | 19 @ NYL (6.1) | 42 vs. SEA (7.28) | 19 vs. WAS (8.21) |
| FGA | 83 vs. IND (7.15) | 58 @ SEA (7.11) | 78- two times | 51 vs. WAS (8.21) |
| FG% | 53% vs. GSV (7.27) | 30.3% @ GSV (6.22) | 62.3% @ NYL (6.1) | 33.9%- two times |
| 3PM | 13 @ LAS (8.7) | 2- three times | 19 @ NYL (6.1) | 3 vs. WAS (8.21) |
| 3PA | 31 @ LVA (8.10) | 13- two times | 35 @ ATL (5.25) | 15 vs. WAS (5.18) |
| 3P FG% | 53.8% @ SEA (6.27) | 11.8% vs. ATL (9.1) | 59.4% @ NYL (6.1) | 22.2% vs. NYL (8.1) |
| FTM | 27 @ DAL (8.27) | 2 @ LVA (8.10) | 26 @ WAS (6.8) | 8 vs. SEA (7.28) |
| FTA | 36 vs. DAL (5.27) | 2 @ LVA (8.10) | 37 @ WAS (6.8) | 10 vs. SEA (7.28) |
| FT% | 100% @ MIN (5.23) | 60% vs. CHI (8.13) | 94.4% vs. CHI (6.15) | 57.7% at CHI (8.23) |
| Offensive Rebounds | 18 vs. MIN (8.30) | 3- two games | 19 @ GSV (6.22) | 2 @ NYL (6.1) |
| Defensive Rebounds | 30 @ MIN (5.23) | 16- two games | 40 @ ATL (5.25) | 16 vs. GSV (7.27) |
| Total Rebounds | 42 vs. NYL (8.1) | 22 @ WAS (6.8) | 52 @ ATL (5.25) | 24 vs. GSV (7.27) |
| Assists | 25 vs. IND (8.17)- OT | 11 @ NYL (6.1) | 30 vs. SEA (7.28) | 13 vs. WAS (8.21) |
| Steals | 15 vs. WAS (8.21) | 3 vs. MIN (8.30) | 13 @ MIN (5.23) | 0 vs. CHI (8.13) |
| Turnovers | 23 @ MIN (5.23) | 6 vs. CHI (8.13) | 24 vs. GSV (7.27) | 8 @ SEA (7.11) |
| Blocked Shots | 11 @ GSV (6.22) | 0- three games | 8 vs. SEA (7.28) | 0 @ WAS (6.8) |
| Personal Fouls | 30 vs. IND (8.17)- OT | 13 vs. LVA (7.6) | 32 vs. WAS (5.18) | 12- three games |
| Points in the Paint | 52 vs. IND (8.17)- OT | 12 @ GSV (6.22) | 60 @ DAL (8.27) | 22 - two times |
| 2nd Chance Points | 25 @ LAS (8.7) | 3 @ ATL (5.25) | 23- two games | 0 @ NYL (6.1) |
| Fast Break Points | 18- two games | 2 - two times | 29 @ NYL (6.1) | 0 @ GSV (8.11) |
| Bench Points | 45 at WAS (8.19) | 2 vs. CHI (6.15) | 43- two games | 4 vs. SEA (7.9) |

CONNECTICUT SUN LINE SCORES- 2025

| DATE | OPP | FG-FGA | % | 3P-3PA | % | FT-FTA | % | OR | DR | TR | A | PF | ST | TO | BS | PTS |
|------|------|--------|------|--------|------|--------|------|----|----|----|----|----|----|----|----|-----|
| 5.18 | WAS | 29-66 | 43.9 | 3-14 | 21.4 | 24-29 | 82.8 | 11 | 22 | 33 | 17 | 28 | 6 | 13 | 5 | 85 |
| 5.20 | LVA | 22-64 | 34.4 | 3-17 | 17.6 | 15-17 | 88.2 | 7 | 27 | 34 | 16 | 21 | 4 | 18 | 3 | 62 |
| 5.23 | @MIN | 27-66 | 40.9 | 10-30 | 33.3 | 6-6 | 100 | 10 | 30 | 40 | 22 | 22 | 5 | 23 | 4 | 70 |
| 5.25 | @ATL | 21-67 | 31.3 | 4-15 | 26.7 | 9-14 | 64.3 | 6 | 28 | 34 | 14 | 21 | 4 | 9 | 3 | 55 |
| 5.27 | DAL | 27-60 | 45 | 8-24 | 33.3 | 25-36 | 69.4 | 7 | 20 | 27 | 20 | 23 | 10 | 17 | 0 | 87 |
| 5.30 | @IND | 31-60 | 51.7 | 10-20 | 50 | 13-15 | 86.7 | 6 | 19 | 25 | 19 | 21 | 9 | 19 | 2 | 85 |
| 6.1 | @NYL | 19-61 | 31.1 | 6-28 | 21.4 | 8-9 | 88.9 | 10 | 16 | 26 | 11 | 17 | 8 | 21 | 0 | 52 |
| 6.6 | ATL | 33-66 | 50 | 3-15 | 20 | 15-19 | 78.9 | 5 | 22 | 27 | 17 | 15 | 9 | 11 | 3 | 84 |
| 6.8 | @WAS | 26-66 | 39.4 | 7-24 | 29.2 | 8-9 | 88.9 | 6 | 16 | 22 | 17 | 29 | 8 | 17 | 4 | 67 |
| 6.15 | CHI | 25-64 | 39.1 | 8-22 | 36.4 | 8-12 | 66.7 | 10 | 22 | 32 | 15 | 17 | 9 | 12 | 2 | 66 |
| 6.17 | @IND | 25-64 | 39.1 | 3-21 | 14.3 | 18-20 | 90 | 10 | 17 | 27 | 15 | 22 | 8 | 12 | 4 | 71 |
| 6.18 | PHO | 25-68 | 36.8 | 8-24 | 33.3 | 17-23 | 73.9 | 11 | 26 | 37 | 20 | 18 | 5 | 14 | 5 | 75 |
| 6.20 | DAL | 27-64 | 42.2 | 6-18 | 33.3 | 23-28 | 82.1 | 11 | 18 | 29 | 19 | 26 | 9 | 13 | 8 | 83 |
| 6.22 | @GSV | 20-66 | 30.3 | 7-24 | 29.2 | 16-21 | 76.2 | 10 | 25 | 35 | 14 | 23 | 4 | 14 | 11 | 63 |
| 6.25 | @LVA | 23-71 | 32.4 | 2-13 | 15.4 | 11-12 | 91.7 | 7 | 23 | 30 | 15 | 19 | 7 | 13 | 5 | 59 |
| 6.27 | @SEA | 30-63 | 47.6 | 7-13 | 53.8 | 14-21 | 66.7 | 6 | 22 | 28 | 21 | 20 | 9 | 15 | 5 | 81 |
| 6.29 | @MIN | 23-66 | 34.8 | 4-18 | 22.2 | 13-17 | 76.5 | 9 | 18 | 27 | 14 | 20 | 8 | 15 | 5 | 63 |
| 7.6 | LVA | 24-63 | 38.1 | 5-18 | 27.8 | 15-19 | 78.9 | 6 | 21 | 27 | 14 | 13 | 9 | 14 | 2 | 68 |
| 7.9 | SEA | 32-65 | 49.2 | 8-18 | 44.4 | 21-22 | 95.5 | 6 | 32 | 38 | 21 | 19 | 5 | 10 | 6 | 93 |
| 7.11 | @SEA | 21-58 | 36.2 | 3-16 | 18.8 | 20-22 | 90.9 | 8 | 27 | 35 | 11 | 20 | 4 | 17 | 3 | 65 |
| 7.13 | @LAS | 34-68 | 50 | 9-25 | 36 | 11-14 | 78.6 | 6 | 22 | 28 | 15 | 16 | 7 | 17 | 3 | 88 |
| 7.15 | IND | 30-83 | 36.1 | 5-25 | 20 | 12-16 | 75 | 12 | 28 | 40 | 16 | 20 | 10 | 8 | 1 | 77 |
| 7.24 | LAS | 29-76 | 38.2 | 8-24 | 33.3 | 20-23 | 87 | 10 | 24 | 34 | 18 | 24 | 8 | 13 | 4 | 86 |
| 7.27 | GSV | 35-66 | 53 | 12-29 | 41.4 | 13-14 | 92.9 | 8 | 24 | 32 | 21 | 23 | 14 | 16 | 6 | 95 |
| 7.28 | SEA | 27-67 | 40.3 | 8-17 | 47.1 | 23-26 | 88.5 | 3 | 23 | 26 | 20 | 15 | 8 | 13 | 2 | 85 |
| 8.1 | NYL | 28-69 | 40.6 | 5-20 | 25 | 17-24 | 70.8 | 13 | 29 | 42 | 21 | 14 | 11 | 17 | 5 | 78 |
| 8.3 | NYL | 28-68 | 41.2 | 5-23 | 21.7 | 17-22 | 77.3 | 6 | 22 | 28 | 14 | 22 | 14 | 15 | 2 | 78 |
| 8.5 | @PHO | 25-72 | 34.7 | 5-25 | 20 | 11-12 | 91.7 | 12 | 23 | 35 | 16 | 18 | 11 | 17 | 4 | 66 |
| 8.7 | @LAS | 33-80 | 41.2 | 13-29 | 44.8 | 12-15 | 80 | 14 | 17 | 31 | 20 | 22 | 7 | 10 | 4 | 91 |
| 8.10 | @LVA | 36-70 | 51.4 | 12-31 | 38.7 | 2-2 | 100 | 3 | 20 | 23 | 22 | 20 | 10 | 12 | 3 | 86 |
| 8.11 | @GSV | 21-61 | 34.4 | 5-25 | 20 | 10-14 | 71.4 | 10 | 25 | 35 | 16 | 18 | 6 | 14 | 5 | 57 |
| 8.13 | CHI | 29-71 | 40.8 | 4-17 | 23.5 | 9-15 | 60 | 9 | 22 | 31 | 20 | 18 | 11 | 6 | 8 | 71 |
| 8.17 | IND | 36-73 | 49.3 | 7-17 | 41.2 | 14-20 | 70 | 7 | 25 | 32 | 25 | 30 | 7 | 16 | 5 | 93 |
| 8.19 | @WAS | 31-68 | 45.6 | 3-16 | 18.8 | 15-19 | 78.9 | 9 | 29 | 38 | 16 | 19 | 10 | 10 | 3 | 80 |
| 8.21 | WAS | 27-67 | 40.3 | 2-14 | 14.3 | 11-17 | 64.7 | 8 | 26 | 34 | 20 | 18 | 15 | 12 | 2 | 67 |
| 8.23 | @CHI | 34-66 | 51.5 | 8-20 | 40 | 18-22 | 81.8 | 7 | 21 | 28 | 24 | 18 | 10 | 9 | 4 | 94 |
| 8.25 | @NYL | 30-71 | 42.3 | 10-21 | 47.6 | 9-14 | 64.3 | 12 | 22 | 34 | 15 | 18 | 7 | 12 | 0 | 79 |
| 8.27 | @DAL | 33-69 | 47.8 | 8-21 | 38.1 | 27-29 | 93.1 | 4 | 28 | 32 | 22 | 15 | 9 | 14 | 2 | 101 |
| 8.30 | MIN | 25-69 | 36.2 | 5-16 | 31.2 | 15-21 | 71.4 | 18 | 23 | 41 | 15 | 15 | 3 | 15 | 2 | 70 |
| 9.1 | ATL | 31-62 | 50 | 2-17 | 11.8 | 12-14 | 85.7 | 5 | 21 | 26 | 17 | 18 | 6 | 15 | 4 | 76 |
| 9.3 | @CHI | | | | | | | | | | | | | | | |
| 9.6 | PHO | | | | | | | | | | | | | | | |
| 9.8 | @ATL | | | | | | | | | | | | | | | |
| 9.10 | ATL | | | | | | | | | | | | | | | |

OPPONENT LINE SCORES- 2025

| DATE | OPP | FG-FGA | % | 3P-3PA | % | FT-FTA | % | OR | DR | TR | A | PF | ST | TO | BS | PTS |
|------|------|--------|------|--------|------|--------|------|----|----|----|----|----|----|----|----|-----|
| 5.18 | WAS | 32-62 | 51.6 | 5-15 | 33.3 | 21-29 | 72.4 | 6 | 26 | 32 | 17 | 32 | 6 | 16 | 4 | 90 |
| 5.20 | LVA | 26-67 | 38.8 | 10-26 | 38.5 | 25-30 | 83.3 | 12 | 29 | 41 | 16 | 18 | 9 | 13 | 4 | 87 |
| 5.23 | @MIN | 25-64 | 39.1 | 7-24 | 29.2 | 19-26 | 73.1 | 9 | 22 | 31 | 21 | 18 | 13 | 15 | 6 | 76 |
| 5.25 | @ATL | 29-71 | 40.8 | 10-35 | 28.6 | 11-14 | 78.6 | 12 | 40 | 52 | 20 | 14 | 4 | 14 | 5 | 79 |
| 5.27 | DAL | 37-66 | 56.1 | 10-20 | 50 | 25-29 | 86.2 | 10 | 25 | 35 | 26 | 24 | 10 | 13 | 3 | 109 |
| 5.30 | @IND | 29-59 | 49.2 | 7-17 | 41.2 | 18-21 | 85.7 | 5 | 20 | 25 | 20 | 19 | 8 | 14 | 2 | 83 |
| 6.1 | @NYL | 33-59 | 62.3 | 19-32 | 59.4 | 15-17 | 88.2 | 2 | 30 | 32 | 29 | 18 | 11 | 19 | 3 | 100 |
| 6.6 | ATL | 28-68 | 41.2 | 8-27 | 29.6 | 12-17 | 70.6 | 7 | 22 | 29 | 19 | 17 | 5 | 13 | 6 | 76 |
| 6.8 | @WAS | 36-63 | 57.1 | 6-18 | 33.3 | 26-37 | 70.3 | 12 | 30 | 42 | 24 | 16 | 8 | 15 | 0 | 104 |
| 6.15 | CHI | 27-63 | 42.9 | 7-20 | 35 | 17-18 | 94.4 | 7 | 31 | 38 | 20 | 14 | 7 | 14 | 5 | 78 |
| 6.17 | @IND | 31-68 | 45.6 | 11-26 | 42.3 | 15-16 | 93.8 | 11 | 27 | 38 | 19 | 21 | 6 | 18 | 1 | 88 |
| 6.18 | PHO | 26-64 | 40.6 | 8-23 | 34.8 | 23-27 | 85.2 | 12 | 29 | 41 | 18 | 20 | 9 | 13 | 5 | 83 |
| 6.20 | DAL | 29-67 | 43.3 | 4-16 | 25 | 24-30 | 80 | 17 | 25 | 42 | 23 | 21 | 7 | 18 | 1 | 86 |
| 6.22 | @GSV | 28-78 | 35.9 | 9-31 | 29 | 22-29 | 75.9 | 19 | 32 | 51 | 18 | 16 | 9 | 10 | 3 | 87 |
| 6.25 | @LVA | 30-70 | 42.9 | 11-28 | 39.3 | 14-16 | 87.5 | 10 | 35 | 45 | 18 | 14 | 6 | 15 | 7 | 85 |
| 6.27 | @SEA | 34-69 | 49.3 | 9-28 | 32.1 | 20-23 | 87 | 8 | 26 | 34 | 27 | 19 | 8 | 12 | 6 | 97 |
| 6.29 | @MIN | 36-71 | 50.7 | 10-34 | 29.4 | 20-24 | 83.3 | 11 | 30 | 41 | 27 | 19 | 8 | 13 | 5 | 102 |
| 7.6 | LVA | 34-63 | 54 | 9-26 | 34.6 | 9-13 | 69.2 | 7 | 28 | 35 | 21 | 15 | 9 | 16 | 6 | 866 |
| 7.9 | SEA | 31-69 | 44.9 | 6-25 | 24 | 15-19 | 78.9 | 7 | 24 | 31 | 22 | 20 | 5 | 10 | 1 | 83 |
| 7.11 | @SEA | 29-64 | 45.3 | 6-24 | 25 | 15-19 | 78.9 | 9 | 19 | 28 | 22 | 18 | 11 | 7 | 4 | 79 |
| 7.13 | @LAS | 35-75 | 46.7 | 10-27 | 37 | 12-16 | 75 | 15 | 17 | 32 | 22 | 15 | 8 | 13 | 4 | 92 |
| 7.15 | IND | 29-59 | 49.2 | 5-19 | 26.3 | 22-29 | 75.9 | 5 | 32 | 37 | 22 | 13 | 6 | 12 | 3 | 85 |
| 7.24 | LAS | 33-63 | 52.4 | 12-28 | 42.9 | 23-36 | 63.9 | 5 | 34 | 39 | 21 | 20 | 8 | 15 | 5 | 101 |
| 7.27 | GSV | 20-59 | 33.9 | 9-32 | 28.1 | 15-23 | 65.2 | 8 | 16 | 24 | 15 | 17 | 9 | 24 | 3 | 64 |
| 7.28 | SEA | 42-69 | 60.9 | 9-20 | 45 | 8-10 | 80 | 3 | 34 | 37 | 30 | 23 | 7 | 17 | 8 | 101 |
| 8.1 | NYL | 20-59 | 33.9 | 6-27 | 22.2 | 16-17 | 94.1 | 7 | 22 | 29 | 18 | 15 | 10 | 23 | 5 | 62 |
| 8.3 | NYL | 31-62 | 50 | 4-17 | 23.5 | 21-23 | 91.3 | 7 | 28 | 35 | 24 | 20 | 7 | 22 | 9 | 87 |
| 8.5 | @PHO | 29-64 | 45.3 | 8-20 | 40 | 16-19 | 84.2 | 8 | 31 | 39 | 17 | 12 | 9 | 20 | 2 | 82 |
| 8.7 | @LAS | 35-62 | 56.5 | 11-25 | 44 | 21-26 | 80.8 | 6 | 26 | 32 | 24 | 15 | 3 | 14 | 4 | 102 |
| 8.10 | @LVA | 35-71 | 49.3 | 8-25 | 32 | 16-21 | 76.2 | 11 | 29 | 40 | 24 | 12 | 8 | 18 | 1 | 94 |
| 8.11 | @GSV | 26-63 | 41.3 | 13-33 | 39.4 | 9-13 | 69.2 | 7 | 25 | 32 | 22 | 18 | 4 | 9 | 2 | 74 |
| 8.13 | CHI | 24-62 | 38.7 | 5-20 | 25 | 9-12 | 75 | 10 | 27 | 37 | 17 | 16 | 0 | 21 | 4 | 62 |
| 8.17 | IND | 36-78 | 46.2 | 7-22 | 31.8 | 20-25 | 80 | 14 | 24 | 38 | 23 | 19 | 7 | 17 | 3 | 99 |
| 8.19 | @WAS | 27-62 | 43.5 | 5-17 | 29.4 | 10-14 | 71.4 | 6 | 27 | 33 | 21 | 12 | 6 | 15 | 1 | 69 |
| 8.21 | WAS | 19-51 | 37.3 | 3-16 | 18.8 | 15-18 | 83.3 | 3 | 24 | 27 | 13 | 15 | 5 | 20 | 5 | 56 |
| 8.23 | @CHI | 30-61 | 49.2 | 9-19 | 47.4 | 15-26 | 57.7 | 10 | 22 | 32 | 25 | 16 | 4 | 19 | 1 | 84 |
| 8.25 | @NYL | 29-58 | 50 | 7-18 | 38.9 | 16-19 | 84.2 | 6 | 24 | 30 | 26 | 17 | 4 | 14 | 4 | 81 |
| 8.27 | @DAL | 38-75 | 50.7 | 6-22 | 27.3 | 13-17 | 76.5 | 6 | 27 | 33 | 24 | 22 | 7 | 13 | 3 | 95 |
| 8.30 | MIN | 34-66 | 51.5 | 15-28 | 53.6 | 11-16 | 68.8 | 11 | 24 | 35 | 27 | 15 | 10 | 7 | 6 | 94 |
| 9.1 | ATL | 30-69 | 43.5 | 10-30 | 33.3 | 23-24 | 95.8 | 13 | 20 | 33 | 16 | 17 | 5 | 9 | 3 | 93 |
| 9.3 | @CHI | | | | | | | | | | | | | | | |
| 9.6 | PHO | | | | | | | | | | | | | | | |
| 9.8 | @ATL | | | | | | | | | | | | | | | |
| 9.10 | ATL | | | | | | | | | | | | | | | |



RACHID MEZIANE
HEAD COACH


On December 4, 2024, the Connecticut Sun announced Rachid Meziane as the franchise’s seventh head coach. Meziane, a native of Clermont-Ferrand, France, brings a wealth of basketball knowledge to Connecticut, having enjoyed great success as a head coach in the French women’s basketball sphere, as well as a head coach for Belgium Women’s Basketball in FIBA competition.

Since the 2019 season, Meziane has served at the head coach of successful French women’s basketball club, Villeneuve d’Ascq, where he most recently led the team to a Ligue Feminine de Basketball (LFB) Championship and a EuroLeague runner up finish during the 2023-24 season. The squad finished with a 19-3 record during the regular season and a 6-0 playoff run in LFB competition, with an average margin of victory of 17.7 points per game. Villeneuve also led the league in points per game (86.0), 2FG% (55.0), 3FG% (38.6), and rebounds (36.2), and were second in assists (20.9) and opponent 2FG% (43.9). With the team, he’s coached the likes of New York Liberty’s Kennedy Burke, former WNBA Most Improved Player and WNBA Champion Shavonte Zellous, and the ninth overall pick of the 2024 WNBA Draft, Carla Leite. Prior to Villeneuve d’Ascq, Meziane served as the head coach for French clubs, Basket Lattes Montpellier Agglomération (BLMA) (2017-2018) and Cavigal Nice Basket (2012-2017).

Meziane has also found immense achievement on the international basketball stage, having served as the Belgium Women’s Basketball National Team Head Coach since November 2022. Meziane led Belgium to it’s first-ever FIBA European Women’s Championship (EuroBasket) Gold Medal in 2023, with an undefeated 6-0 record in the tournament, knocking off France in the semifinals and defeating Spain in the championship matchup. The team’s average margin of victory during their EuroBasket run was 25.0 points per game; the dominating success earning Meziane the Belgian Sports Coach of the Year honor in 2023.

Meziane also led the Belgian Women’s National team, which included the talents of WNBA Champion and two-time WNBA All-Star Emma Meesseman and Washington Mystics rookie guard Julie Vanloo, to an impressive fourth place finish at the 2024 Paris Olympics, falling just short to Australia in the bronze medal game. Prior to his time with the Belgian team, Meziane was an assistant coach with the France Women’s Basketball National Team from 2014-2021 and helped guide the French to silver medals at the 2015, 2017, 2019 and 2021 European Championships and a bronze medal at the 2020 Tokyo Olympic Games.

| SEASON | TEAM | GAMES | RECORD | PCT. | POSTSEASON | RECORD | PCT. |
|--------|-------------|-------|--------|-------|------------|--------|------|
| 2025 | Connecticut | 40 | 10-30 | 0.250 | - | - | - |
| TOTAL | | | | | | | |



LINDSAY ALLEN | #15

GUARD | 5-8 | NOTRE DAME | 3/20/1995 | 7 YEARS PRO | 2017 RND 2 PICK 14 (NYL)

QUICK FACTS:

- Traded to the Sun on February 4, 2025 from the Chicago Sky.
- Originally drafted 14th overall in the 2017 WNBA Draft by the New York Liberty and has made stops with Las Vegas (2018, 2020), Indiana (2021), Minnesota (2022-2023) and Chicago (2024).
- Averaged 6.6 points, 2.0 rebounds and 3.9 assists per game during the 2024 regular season.
- With Notre Dame- AP All-America Third Team ('17), 2x All-ACC First Team ('16-'17), ACC Tournament MVP ('17)
- Played with Turkish club Botas during 2024-25 offseason

GAME BY GAME STATISTICS

| DATE | OPP | MIN | FG-FGA | 3P-3PA | FT-FTA | OR | DR | TOT | AST | STL | BK | TO | PF | PTS |
|------|------|-----|--------|--------|--------|----|----|-----|-----|-----|----|----|----|-----|
| 5.18 | WAS | 24 | 2-5 | 0-0 | 2-3 | 0 | 1 | 1 | 8 | 0 | 2 | 0 | 1 | 6 |
| 5.20 | LVA | 11 | 0-0 | 0-0 | 0-0 | 0 | 1 | 1 | 1 | 0 | 0 | 1 | 2 | 0 |
| 5.23 | @MIN | 2 | 0-0 | 0-0 | 0-0 | 0 | 1 | 1 | 0 | 0 | 0 | 0 | 0 | 0 |
| 5.25 | @ATL | | | | | | | | | | | | | |
| 5.27 | DAL | | | | | | | | | | | | | |
| 5.30 | @IND | | | | | | | | | | | | | |
| 6.1 | @NYL | | | | | | | | | | | | | |
| 6.6 | ATL | | | | | | | | | | | | | |
| 6.8 | @WAS | | | | | | | | | | | | | |
| 6.15 | CHI | 11 | 0-3 | 0-2 | 0-0 | 0 | 0 | 0 | 1 | 0 | 0 | 0 | 1 | 0 |
| 6.17 | @IND | 12 | 0-1 | 0-1 | 0-0 | 0 | 0 | 0 | 1 | 0 | 0 | 1 | 1 | 0 |
| 6.18 | PHO | 5 | 0-0 | 0-0 | 0-0 | 0 | 0 | 0 | 2 | 0 | 0 | 0 | 0 | 0 |
| 6.20 | DAL | 16 | 2-2 | 0-0 | 2-2 | 0 | 0 | 0 | 1 | 2 | 0 | 3 | 4 | 6 |
| 6.22 | @GSV | 22 | 3-7 | 1-3 | 0-0 | 0 | 2 | 2 | 2 | 0 | 0 | 3 | 2 | 7 |
| 6.25 | @LVA | 18 | 1-2 | 0-0 | 0-0 | 0 | 2 | 2 | 4 | 0 | 0 | 0 | 1 | 2 |
| 6.27 | @SEA | 24 | 2-5 | 0-0 | 0-0 | 0 | 0 | 0 | 2 | 0 | 0 | 2 | 4 | 4 |
| 6.29 | @MIN | 18 | 0-4 | 0-1 | 0-0 | 0 | 0 | 0 | 3 | 0 | 1 | 1 | 1 | 0 |
| 7.6 | LVA | 19 | 0-1 | 0-1 | 3-4 | 0 | 1 | 1 | 5 | 1 | 0 | 2 | 1 | 3 |
| 7.9 | SEA | 8 | 0-0 | 0-0 | 0-0 | 0 | 1 | 1 | 1 | 0 | 0 | 1 | 0 | 0 |
| 7.11 | @SEA | 6 | 1-2 | 0-1 | 0-0 | 0 | 1 | 1 | 0 | 0 | 0 | 0 | 0 | 2 |
| 7.13 | @LAS | 9 | 1-2 | 0-1 | 0-0 | 0 | 0 | 0 | 0 | 1 | 0 | 2 | 0 | 2 |
| 7.15 | IND | 10 | 2-3 | 0-1 | 0-0 | 0 | 1 | 1 | 2 | 1 | 0 | 1 | 1 | 4 |
| 7.24 | LAS | 10 | 0-1 | 0-0 | 2-2 | 0 | 2 | 2 | 3 | 1 | 1 | 1 | 0 | 2 |
| 7.27 | GSV | 15 | 1-1 | 1-1 | 0-0 | 0 | 0 | 0 | 4 | 0 | 0 | 2 | 0 | 3 |
| 7.28 | SEA | 6 | 0-1 | 0-0 | 0-0 | 0 | 0 | 0 | 1 | 0 | 0 | 1 | 1 | 0 |
| 8.1 | NYL | | | | | | | | | | | | | |
| 8.3 | NYL | 7: | 0-1 | 0-1 | 0-0 | 0 | 0 | 0 | 0 | 0 | 0 | 1 | 2 | 0 |
| 8.5 | @PHO | 5 | 0-0 | 0-0 | 0-0 | 0 | 0 | 0 | 1 | 0 | 0 | 0 | 0 | 0 |
| 8.7 | @LAS | | | | | | | | | | | | | |
| 8.10 | @LVA | 5 | 0-0 | 0-0 | 0-0 | 0 | 0 | 0 | 1 | 0 | 0 | 0 | 0 | 0 |
| 8.11 | @GSV | | | | | | | | | | | | | |
| 8.13 | CHI | 9 | 1-1 | 0-0 | 0-0 | 1 | 0 | 1 | 1 | 0 | 0 | 0 | 2 | 2 |
| 8.17 | IND | | | | | | | | | | | | | |
| 8.19 | @WAS | 10 | 2-3 | 1-2 | 0-0 | 0 | 0 | 0 | 1 | 0 | 0 | 1 | 2 | 5 |
| 8.21 | WAS | | | | | | | | | | | | | |
| 8.23 | @CHI | | | | | | | | | | | | | |
| 8.25 | @NYL | | | | | | | | | | | | | |
| 8.27 | @DAL | 1 | 0-0 | 0-0 | 0-0 | 0 | 1 | 1 | 0 | 1 | 0 | 0 | 0 | 0 |
| 8.30 | MIN | 21 | 1-3 | 0-0 | 0-0 | 2 | 0 | 2 | 3 | 2 | 1 | 2 | 1 | 2 |
| 9.1 | ATL | 23 | 1-2 | 0-0 | 3-4 | 1 | 1 | 2 | 5 | 0 | 0 | 1 | 1 | 5 |
| 9.3 | @CHI | | | | | | | | | | | | | |
| 9.6 | PHO | | | | | | | | | | | | | |
| 9.8 | @ATL | | | | | | | | | | | | | |
| 9.10 | ATL | | | | | | | | | | | | | |

CAREER STATISTICS

| YEAR | TM | G-GS | MIN | FG-FGA | 3P-3PA | FT-FTA | OR | DR | TOT | AST | STL | BK | TO | PF | PTS |
|--------|-----|--------|------|---------|--------|---------|----|-----|-----|-----|-----|----|-----|-----|-----|
| 2017 | NYL | 28-0 | 376 | 23-62 | 0-13 | 7-10 | 10 | 32 | 42 | 62 | 16 | 1 | 19 | 24 | 53 |
| 2018 | LVA | 24-6 | 358 | 28-73 | 1-16 | 17-24 | 3 | 27 | 30 | 69 | 15 | 0 | 21 | 17 | 74 |
| 2020 | LVA | 21-21 | 283 | 28-67 | 6-18 | 8-10 | 6 | 17 | 23 | 51 | 7 | 1 | 16 | 20 | 70 |
| 2021 | IND | 32-8 | 570 | 65-152 | 14-47 | 30-37 | 9 | 39 | 48 | 96 | 17 | 3 | 31 | 34 | 174 |
| 2022 | MIN | 9-0 | 133 | 20-38 | 8-14 | 12-13 | 0 | 14 | 14 | 31 | 2 | 0 | 7 | 11 | 60 |
| 2023 | MIN | 29-20 | 698 | 65-163 | 7-34 | 42-53 | 17 | 54 | 71 | 130 | 17 | 3 | 37 | 61 | 179 |
| 2024 | CHI | 40-28 | 950 | 104-223 | 14-48 | 42-52 | 13 | 67 | 80 | 157 | 32 | 7 | 64 | 67 | 264 |
| 2025 | CON | 27-5 | 337 | 20-50 | 3-15 | 12-15 | 4 | 15 | 19 | 53 | 9 | 5 | 26 | 28 | 55 |
| CAREER | | 210-88 | 3708 | 353-828 | 53-205 | 170-214 | 62 | 265 | 327 | 649 | 115 | 20 | 221 | 262 | 929 |

SEASON-CAREER HIGHS

POINTS

Season: 6, two times

Career: 26, Connecticut 8-14-22

TOTAL REBOUNDS

Season: 2, four times

Career: 6, four times

DEFENSIVE REBOUNDS

Season: 2, three times

Career: 6, Phoenix 9-15-24

OFFENSIVE REBOUNDS

Season: 2, Minnesota 8-30-25

Career: 3, three times

ASSISTS

Season: 8, Washington 5-18-25

Career: 10, two times

BLOCKS

Season: 2, Washington 5-18-25

Career: 2, two times

STEALS

Season: 2, two times

Career: 4, three times

FIELD GOALS

Season: 3, Golden State 6-22-25

Career: 9, Connecticut 8-14-22

FIELD GOAL ATTEMPTS

Season: 5, Washington 5-18-25

Career: 19, Phoenix 9-6-21

3-POINT FIELD GOALS

Season: 1, three times

Career: 6, Connecticut 8-14-22

3-POINT FIELD GOAL ATTEMPTS

Season: 3, Golden State 6-22-25

Career: 7, Connecticut 8-14-22

FREE THROWS MADE

Season: 3, Atlanta 9-1-25

Career: 9, Indiana 7-5-23

FREE THROWS ATTEMPTED

Season: 4, Atlanta 9-1-25

Career: 9, Indiana 7-5-23

MINUTES

Season: 24, Washington 5-18-25

Career: 36, two times



TINA CHARLES | #31

CENTER | 6-4 | UCONN | 12/5/1988 | 13 YEARS PRO | 2010 RND 1 PICK 1 (CON)

QUICK FACTS:

- Signed a one-year deal with the Sun as a free agent on February 2, 2025. Played her first four seasons in the WNBA with the Sun and has also made stops in New York, Washington, Phoenix, Seattle and Dallas.
- Moved into first all-time in rebounds (4,014) and second all-time in scoring (7,698) in WNBA history last season.
- WNBA Accolades: 2012 WNBA MVP, 2010 WNBA Rookie of the Year, 8x WNBA All-Star, 5x All-WNBA First Team, 4x All-WNBA Second Team, WNBA All-Defensive First Team, 3x WNBA All-Defensive Second Team, WNBA All-Rookie Team.
- Played with Turkish club and EuroLeague powerhouse and Fenerbahce during the 2024-25 WNBA offseason.
- With UConn- 2x NCAA National Champion, AP Player of the Year, Naismith College Player of the Year, John R. Wooden Award, Big East Player of the Year, AP First-team All-American, 3x First-team All-Big East, Big East Freshman of the Year

GAME BY GAME STATISTICS

| DATE | OPP | MIN | FG-FGA | 3P-3PA | FT-FTA | OR | DR | TOT | AST | STL | BK | TO | PF | PTS |
|------|------|-----|--------|--------|--------|----------|----|-----|-----|-----|----|----|----|-----|
| 5.18 | WAS | 31 | 8-15 | 0-0 | 7-9 | 4 | 6 | 10 | 2 | 3 | 2 | 0 | 1 | 23 |
| 5.20 | LVA | 25 | 7-15 | 0-1 | 6-7 | 0 | 5 | 5 | 0 | 0 | 0 | 1 | 2 | 20 |
| 5.23 | @MIN | 30 | 2-6 | 0-1 | 0-0 | 1 | 4 | 5 | 1 | 0 | 0 | 3 | 2 | 4 |
| 5.25 | @ATL | 29 | 5-20 | 0-1 | 1-2 | 1 | 6 | 7 | 3 | 1 | 0 | 3 | 3 | 11 |
| 5.27 | DAL | 28 | 9-14 | 2-3 | 7-7 | 1 | 5 | 6 | 3 | 1 | 0 | 2 | 1 | 27 |
| 5.30 | @IND | 34 | 7-16 | 1-1 | 3-4 | 1 | 1 | 2 | 3 | 0 | 0 | 11 | 2 | 18 |
| 6.1 | @NYL | 24 | 5-12 | 0-1 | 0-0 | 0 | 1 | 1 | 0 | 1 | 0 | 1 | 1 | 10 |
| 6.6 | ATL | 32 | 8-13 | 0-1 | 3-4 | 0 | 4 | 4 | 2 | 2 | 0 | 3 | 3 | 19 |
| 6.8 | @WAS | 33 | 7-17 | 0-0 | 3-3 | 3 | 6 | 9 | 1 | 1 | 0 | 3 | 3 | 17 |
| 6.15 | CHI | 36 | 8-20 | 1-2 | 2-2 | 1 | 5 | 6 | 1 | 1 | 0 | 1 | 4 | 19 |
| 6.17 | @IND | 29 | 6-17 | 0-1 | 8-8 | 2 | 2 | 4 | 3 | 0 | 1 | 1 | 2 | 20 |
| 6.18 | PHO | 14 | 1-5 | 0-1 | 0-0 | 1 | 3 | 4 | 1 | 0 | 0 | 4 | 1 | 2 |
| 6.20 | DAL | 28 | 8-17 | 0-2 | 10-11 | 4 | 2 | 6 | 1 | 1 | 0 | 1 | 2 | 26 |
| 6.22 | @GSV | 19 | 3-9 | 0-2 | 3-4 | 3 | 3 | 6 | 0 | 0 | 2 | 1 | 3 | 9 |
| 6.25 | @LVA | 28 | 7-17 | 0-0 | 4-4 | 1 | 2 | 3 | 2 | 1 | 0 | 3 | 1 | 18 |
| 6.27 | @SEA | 29 | 1-9 | 0-0 | 5-6 | 0 | 2 | 2 | 1 | 0 | 0 | 1 | 2 | 7 |
| 6.29 | @MIN | 21 | 1-6 | 0-0 | 2-2 | 0 | 1 | 1 | 1 | 0 | 1 | 2 | 1 | 4 |
| 7.6 | LVA | 23 | 5-12 | 0-0 | 1-2 | 1 | 3 | 4 | 2 | 2 | 0 | 0 | 0 | 11 |
| 7.9 | SEA | 34 | 11-22 | 0-0 | 7-8 | 3 | 8 | 11 | 0 | 0 | 1 | 1 | 2 | 29 |
| 7.11 | @SEA | 35 | 5-18 | 0-1 | 10-10 | 2 | 8 | 10 | 3 | 1 | 0 | 5 | 1 | 20 |
| 7.13 | @LAS | 34 | 3-10 | 0-1 | 3-4 | 2 | 5 | 7 | 3 | 1 | 0 | 4 | 2 | 9 |
| 7.15 | IND | 34 | 7-19 | 0-2 | 7-9 | 4 | 7 | 11 | 3 | 1 | 1 | 0 | 3 | 21 |
| 7.24 | LAS | 32 | 10-18 | 1-1 | 3-3 | 2 | 8 | 10 | 2 | 1 | 0 | 2 | 1 | 24 |
| 7.27 | GSV | 18 | 8-11 | 1-1 | 7-7 | 1 | 5 | 6 | 2 | 2 | 1 | 1 | 0 | 24 |
| 7.28 | SEA | 22 | 2-5 | 0-0 | 7-8 | 1 | 3 | 4 | 2 | 0 | 0 | 0 | 1 | 11 |
| 8.1 | NYL | 31 | 5-15 | 0-1 | 5-7 | 2 | 2 | 4 | 3 | 3 | 0 | 3 | 2 | 15 |
| 8.3 | NYL | 34 | 6-15 | 1-3 | 4-4 | 1 | 7 | 8 | 2 | 0 | 0 | 3 | 3 | 17 |
| 8.5 | @PHO | 30 | 5-12 | 1-1 | 5-6 | 2 | 5 | 7 | 1 | 0 | 2 | 5 | 4 | 16 |
| 8.7 | @LAS | 36 | 6-19 | 1-4 | 6-7 | 1 | 6 | 7 | 2 | 1 | 2 | 0 | 2 | 19 |
| 8.10 | @LVA | 28 | 4-8 | 0-1 | 0-0 | 0 | 5 | 5 | 3 | 3 | 1 | 1 | 4 | 8 |
| 8.11 | @GSV | | | | | OUT-REST | | | | | | | | |
| 8.13 | CHI | 21 | 7-14 | 1-2 | 0-0 | 0 | 3 | 3 | 0 | 1 | 1 | 0 | 3 | 15 |
| 8.17 | IND | 30 | 8-18 | 1-3 | 4-5 | 3 | 3 | 6 | 3 | 1 | 0 | 3 | 4 | 21 |
| 8.19 | @WAS | 23 | 4-11 | 1-2 | 4-6 | 2 | 7 | 9 | 2 | 1 | 0 | 1 | 3 | 13 |
| 8.21 | WAS | 21 | 9-14 | 0-1 | 3-4 | 2 | 4 | 6 | 0 | 2 | 0 | 0 | 1 | 21 |
| 8.23 | @CHI | 31 | 9-16 | 0-1 | 5-6 | 3 | 7 | 10 | 2 | 0 | 1 | 1 | 3 | 23 |
| 8.25 | @NYL | 27 | 6-12 | 0-0 | 1-2 | 1 | 2 | 3 | 1 | 1 | 0 | 0 | 2 | 13 |
| 8.27 | @DAL | 27 | 6-13 | 0-0 | 6-6 | 0 | 5 | 5 | 3 | 0 | 1 | 1 | 2 | 18 |
| 8.30 | MIN | 29 | 6-11 | 0-0 | 2-2 | 2 | 6 | 8 | 3 | 0 | 0 | 0 | 2 | 14 |
| 9.1 | ATL | 35 | 10-20 | 0-2 | 2-2 | 2 | 6 | 8 | 1 | 0 | 0 | 3 | 3 | 22 |
| 9.3 | @CHI | | | | | | | | | | | | | |
| 9.6 | PHO | | | | | | | | | | | | | |
| 9.8 | @ATL | | | | | | | | | | | | | |
| 9.10 | ATL | | | | | | | | | | | | | |

CAREER STATISTICS

| YEAR | TM | G-GS | MIN | FG-FGA | 3P-3PA | FT-FTA | OR | DR | TOT | AST | STL | BK | TO | PF | PTS |
|--------|-----|---------|-------|-----------|---------|-----------|------|------|------|------|-----|-----|------|------|------|
| 2010 | CON | 34-34 | 1054 | 206-423 | 0-1 | 116-152 | 129 | 269 | 398 | 51 | 25 | 57 | 71 | 72 | 528 |
| 2011 | CON | 34-34 | 1135 | 254-543 | 0-3 | 92-134 | 126 | 248 | 374 | 63 | 26 | 60 | 75 | 89 | 600 |
| 2012 | CON | 33-33 | 1095 | 250-501 | 1-5 | 93-116 | 123 | 222 | 345 | 57 | 17 | 47 | 74 | 64 | 594 |
| 2013 | CON | 29-29 | 950 | 218-545 | 0-3 | 85-113 | 98 | 195 | 293 | 42 | 27 | 28 | 64 | 57 | 521 |
| 2014 | NYL | 34-34 | 1118 | 236-511 | 0-0 | 118-157 | 89 | 231 | 320 | 74 | 44 | 30 | 78 | 57 | 590 |
| 2015 | NYL | 34-34 | 1052 | 243-531 | 1-5 | 93-130 | 72 | 216 | 288 | 83 | 24 | 23 | 82 | 56 | 580 |
| 2016 | NYL | 32-32 | 1076 | 273-622 | 17-49 | 125-154 | 74 | 243 | 317 | 121 | 27 | 25 | 63 | 48 | 688 |
| 2017 | NYL | 34-34 | 1094 | 262-593 | 24-69 | 123-153 | 69 | 249 | 318 | 87 | 28 | 24 | 80 | 74 | 671 |
| 2018 | NYL | 33-33 | 1087 | 263-556 | 31-95 | 94-122 | 63 | 168 | 231 | 90 | 24 | 20 | 93 | 84 | 651 |
| 2019 | NYL | 33-33 | 1027 | 220-566 | 11-59 | 108-133 | 65 | 184 | 249 | 78 | 23 | 29 | 85 | 92 | 559 |
| 2021 | WAS | 27-27 | 900 | 238-530 | 50-137 | 105-128 | 73 | 185 | 258 | 57 | 25 | 23 | 59 | 63 | 631 |
| 2022 | 2TM | 34-26 | 982 | 198-433 | 39-110 | 67-81 | 51 | 198 | 249 | 67 | 25 | 23 | 73 | 96 | 502 |
| 2024 | ATL | 39-39 | 1160 | 243-533 | 11-42 | 84-107 | 97 | 277 | 374 | 89 | 36 | 20 | 61 | 96 | 581 |
| 2025 | CON | 39-38 | 1116 | 235-541 | 12-44 | 156-181 | 60 | 173 | 233 | 68 | 33 | 17 | 76 | 82 | 638 |
| CAREER | | 469-460 | 14855 | 3339-7428 | 197-622 | 1459-1861 | 1189 | 3058 | 4247 | 1027 | 384 | 426 | 1034 | 1030 | 8334 |

SEASON-CAREER HIGHS

- POINTS**
Season: 29, Seattle 7-9-25
Career: 36, Dallas 6-2-17
- TOTAL REBOUNDS**
Season: 11, Seattle 7-9-25
Career: 23, two times
- DEFENSIVE REBOUNDS**
Season: 8, two times
Career: 17, Atlanta 7-7-10
- OFFENSIVE REBOUNDS**
Season: 4, three times
Career: 9, Minnesota 8-3-10
- ASSISTS**
Season: 3, eight times
Career: 10, two times
- BLOCKS**
Season: 2, four times
Career: 8, Washington 8-8-10
- STEALS**
Season: 3, three times
Career: 7, Atlanta 5-24-16
- FIELD GOALS**
Season: 11, Seattle 7-9-25
Career: 14, four times
- FIELD GOAL ATTEMPTS**
Season: 22, Seattle 7-9-25
Career: 30, Indiana 6-19-21
- 3-POINT FIELD GOALS**
Season: 2, Dallas 5-27-25
Career: 5, two times
- 3-POINT FIELD GOAL ATTEMPTS**
Season: 3, Dallas 5-27-25
Career: 9, Connecticut 6-29-21
- FREE THROWS MADE**
Season: 10, Dallas 6-20-25
Career: 19, Phoenix 6-29-13
- FREE THROWS ATTEMPTED**
Season: 11, Dallas 6-20-25
Career: 24, Phoenix 6-29-13
- MINUTES**
Season: 36, Chicago 6-15-25
Career: 46, Chicago 6-23-11



AALIYAH EDWARDS | #8

FORWARD | 6-3 | UCONN | 7/9/2002 | 1 YEAR PRO | 2024 RND 1 PICK 6 (WAS)

QUICK FACTS:

- Acquired by the Sun in trade with the Washington Mystics on August 7, 2025.
- Drafted by the Mystics as the sixth pick overall in the 2024 WNBA Draft and averaged 7.0 points, 4.7 rebounds, and 1.0 assists on 18.5 minutes per game during her time in Washington.
- Played four seasons with the University of Connecticut Huskies and averaged 13.4 points, 7.4 rebounds and 1.7 assists per game over 132 career games. Honors including WBCA All-American (2024), USBWA Second Team All-America (2024), AP Third Team All-America (2023), All-BIG EAST First Team (2023, 24), BIG EAST Most Improved Player (2023), BIG EAST Sixth Woman of the Year (2021) and BIG EAST All-Freshman Team (2021).
- Member of the Canadian National Team at the 2021 Tokyo and 2024 Paris Olympics

GAME BY GAME STATISTICS


| DATE | OPP | MIN | FG-FGA | 3P-3PA | FT-FTA | OR | DR | TOT | AST | STL | BK | TO | PF | PTS |
|------|------|-----|--------|--------|--------|----|----|-----|-----|-----|----|----|----|-----|
| 8.10 | @LVA | 17 | 2-5 | 0-0 | 0-0 | 1 | 3 | 4 | 2 | 1 | 0 | 2 | 1 | 4 |
| 8.11 | @GSV | 18 | 2-6 | 0-0 | 4-6 | 3 | 2 | 5 | 0 | 0 | 2 | 3 | 3 | 8 |
| 8.13 | CHI | 11 | 1-3 | 0-1 | 0-0 | 0 | 1 | 1 | 0 | 1 | 0 | 1 | 2 | 2 |
| 8.17 | IND | 10 | 1-3 | 0-0 | 3-4 | 1 | 2 | 3 | 0 | 0 | 0 | 1 | 3 | 5 |
| 8.19 | @WAS | 16 | 4-6 | 0-0 | 0-0 | 2 | 2 | 4 | 1 | 1 | 1 | 0 | 3 | 8 |
| 8.21 | WAS | 16 | 3-4 | 0-0 | 4-6 | 1 | 4 | 5 | 0 | 0 | 0 | 2 | 3 | 10 |
| 8.23 | @CHI | 16 | 0-1 | 0-0 | 0-0 | 1 | 2 | 3 | 1 | 1 | 2 | 0 | 0 | 0 |
| 8.25 | @NYL | 15 | 0-2 | 0-0 | 2-2 | 2 | 2 | 4 | 2 | 0 | 0 | 1 | 2 | 2 |
| 8.27 | @DAL | 6 | 0-0 | 0-0 | 0-0 | 0 | 1 | 1 | 0 | 0 | 0 | 1 | 1 | 0 |
| 8.30 | MIN | 20 | 3-6 | 0-0 | 5-8 | 2 | 3 | 5 | 2 | 0 | 0 | 1 | 1 | 11 |
| 9.1 | ATL | 20 | 2-2 | 0-0 | 0-0 | 1 | 3 | 4 | 1 | 0 | 2 | 2 | 2 | 4 |
| 9.3 | @CHI | | | | | | | | | | | | | |
| 9.6 | PHO | | | | | | | | | | | | | |
| 9.8 | @ATL | | | | | | | | | | | | | |
| 9.10 | ATL | | | | | | | | | | | | | |

SEASON-CAREER HIGHS

| |
|--------------------------------|
| POINTS |
| Season: 15, Minnesota 7-3-25 |
| Career: 23, Chicago 6-6-24 |
| TOTAL REBOUNDS |
| Season: 7, two times |
| Career: 14, Chicago 6-6-24 |
| DEFENSIVE REBOUNDS |
| Season: 5, three times |
| Career: 13, Chicago 6-6-24 |
| OFFENSIVE REBOUNDS |
| Season: 5, Connecticut 6-8-25 |
| Career: 5, Connecticut 6-8-25 |
| ASSISTS |
| Season: 2, three times |
| Career: 4, two times |
| BLOCKS |
| Season: 2, four times |
| Career: 4, Chicago 6-6-24 |
| STEALS |
| Season: 1, 13 times |
| Career: 3, Los Angeles 5-21-24 |
| FIELD GOALS |
| Season: 6, Minnesota 7-3-25 |
| Career: 10, Chicago 6-6-24 |
| FIELD GOAL ATTEMPTS |
| Season: 8, two times |
| Career: 12, Chicago 6-6-24 |
| 3-POINT FIELD GOALS |
| Season: |
| Career: |
| 3-POINT FIELD GOAL ATTEMPTS |
| Season: 1, seven times |
| Career: 1, 14 times |
| FREE THROWS MADE |
| Season: 5, two times |
| Career: 5, three times |
| FREE THROWS ATTEMPTED |
| Season: 8, Minnesota 8-30-25 |
| Career: 8, two times |
| MINUTES |
| Season: 20, two times |
| Career: 35, Chicago 6-6-24 |

CAREER STATISTICS

| YEAR | TM | G-GS | MIN | FG-FGA | 3P-3PA | FT-FTA | OR | DR | TOT | AST | STL | BK | TO | PF | PTS |
|--------|-----|-------|------|---------|--------|---------|----|-----|-----|-----|-----|----|----|-----|-----|
| 2024 | WAS | 34-17 | 741 | 103-210 | 0-7 | 52-80 | 48 | 143 | 191 | 48 | 25 | 27 | 50 | 91 | 258 |
| 2025 | 2TM | 32-0 | 447 | 63-132 | 0-8 | 53-82 | 39 | 69 | 108 | 18 | 14 | 13 | 37 | 49 | 179 |
| CAREER | | 66-17 | 1188 | 166-342 | 0-15 | 105-162 | 87 | 212 | 299 | 66 | 39 | 40 | 87 | 140 | 437 |



BRIA HARTLEY | #14

GUARD | 5-9 | CONNECTICUT | 9/30/1992 | 9 YEARS PRO | 2014 RND 1 PICK 7

QUICK FACTS:

- Signed a training camp contract with the Connecticut Sun on May 11, 2025
- Returns to WNBA/Connecticut after most recently playing with the team during the 2022 regular season before suffering a season-ending ACL injury
- Has played with Washington (2014-16), New York (2017-19), Phoenix (2020-21) and Indiana (2022)
- Competed in the 2025 Athletes Unlimited season, where she averaged 15.1 points, 4.7 rebounds and 4.3 assists per game and finished tenth overall on the league's leader board.

GAME BY GAME STATISTICS

| DATE | OPP | MIN | FG-FGA | 3P-3PA | FT-FTA | OR | DR | TOT | AST | STL | BK | TO | PF | PTS |
|------|------|-----|--------|--------|--------|----|----|-----|-----|-----|----|----|----|-----|
| 5.18 | WAS | 19 | 3-4 | 2-2 | 3-3 | 2 | 2 | 4 | 3 | 2 | 0 | 3 | 2 | 11 |
| 5.20 | LVA | 19 | 2-8 | 1-4 | 2-2 | 0 | 2 | 2 | 5 | 1 | 0 | 2 | 2 | 7 |
| 5.23 | @MIN | 23 | 1-6 | 1-3 | 2-2 | 0 | 0 | 0 | 4 | 0 | 0 | 4 | 3 | 5 |
| 5.25 | @ATL | 19 | 2-9 | 1-3 | 2-2 | 0 | 0 | 0 | 1 | 2 | 0 | 0 | 0 | 7 |
| 5.27 | DAL | 19 | 4-7 | 2-5 | 2-5 | 0 | 1 | 1 | 2 | 1 | 0 | 1 | 4 | 12 |
| 5.30 | @IND | 23 | 2-5 | 2-4 | 0-0 | 0 | 3 | 3 | 3 | 2 | 0 | 0 | 3 | 6 |
| 6.1 | @NYL | 16 | 2-6 | 1-2 | 0-0 | 0 | 0 | 0 | 0 | 0 | 0 | 3 | 2 | 5 |
| 6.6 | ATL | 26 | 5-11 | 0-2 | 1-1 | 0 | 4 | 4 | 6 | 0 | 0 | 2 | 2 | 11 |
| 6.8 | @WAS | 23 | 2-8 | 0-5 | 2-2 | 0 | 1 | 1 | 3 | 0 | 0 | 3 | 5 | 6 |
| 6.15 | CHI | 30 | 3-10 | 0-3 | 0-0 | 1 | 2 | 3 | 5 | 2 | 0 | 1 | 4 | 6 |
| 6.17 | @IND | 13 | 1-6 | 0-2 | 0-0 | 0 | 0 | 0 | 1 | 0 | 0 | 1 | 2 | 2 |
| 6.18 | PHO | 18 | 2-6 | 2-4 | 3-4 | 1 | 0 | 1 | 2 | 0 | 0 | 0 | 4 | 9 |
| 6.20 | DAL | 17 | 1-6 | 1-3 | 4-4 | 0 | 2 | 2 | 2 | 2 | 0 | 3 | 0 | 7 |
| 6.22 | @GSV | 20 | 2-8 | 2-6 | 1-1 | 0 | 3 | 3 | 3 | 1 | 0 | 2 | 1 | 7 |
| 6.25 | @LVA | 25 | 2-10 | 0-2 | 2-2 | 0 | 1 | 1 | 2 | 0 | 0 | 0 | 3 | 6 |
| 6.27 | @SEA | 30 | 7-13 | 3-6 | 2-4 | 0 | 4 | 4 | 6 | 1 | 0 | 2 | 2 | 19 |
| 6.29 | @MIN | 20 | 1-8 | 1-6 | 0-0 | 0 | 3 | 3 | 2 | 1 | 0 | 3 | 4 | 3 |
| 7.6 | LVA | 20 | 2-8 | 1-4 | 2-3 | 0 | 0 | 0 | 2 | 2 | 0 | 1 | 2 | 7 |
| 7.9 | SEA | 24 | 4-8 | 3-5 | 4-4 | 1 | 2 | 3 | 5 | 1 | 0 | 1 | 3 | 15 |
| 7.11 | @SEA | 29 | 2-4 | 1-2 | 2-2 | 0 | 5 | 5 | 2 | 0 | 0 | 4 | 5 | 7 |
| 7.13 | @LAS | 32 | 7-17 | 4-11 | 7-8 | 0 | 1 | 1 | 6 | 1 | 0 | 1 | 1 | 25 |
| 7.15 | IND | 29 | 3-8 | 3-7 | 2-2 | 1 | 3 | 4 | 2 | 0 | 0 | 2 | 5 | 11 |
| 7.24 | LAS | 18 | 5-9 | 2-3 | 4-4 | 0 | 3 | 3 | 2 | 1 | 0 | 2 | 1 | 16 |
| 7.27 | GSV | 21 | 4-8 | 4-8 | 3-4 | 0 | 0 | 0 | 3 | 1 | 0 | 3 | 1 | 15 |
| 7.28 | SEA | 30 | 4-12 | 2-4 | 7-8 | 0 | 1 | 1 | 4 | 0 | 0 | 1 | 2 | 17 |
| 8.1 | NYL | 20 | 1-5 | 1-3 | 1-3 | 0 | 4 | 4 | 2 | 1 | 0 | 1 | 3 | 4 |
| 8.3 | NYL | 22 | 4-10 | 2-5 | 2-4 | 0 | 3 | 3 | 4 | 2 | 0 | 2 | 2 | 12 |
| 8.5 | @PHO | 21 | 3-8 | 1-3 | 0-0 | 0 | 1 | 1 | 4 | 0 | 0 | 1 | 2 | 7 |
| 8.7 | @LAS | 26 | 6-13 | 4-8 | 0-0 | 1 | 0 | 1 | 3 | 0 | 0 | 2 | 4 | 16 |
| 8.10 | @LVA | 28 | 3-6 | 3-3 | 0-0 | 0 | 3 | 3 | 4 | 0 | 0 | 1 | 3 | 9 |
| 8.11 | @GSV | 19 | 1-9 | 1-5 | 0-0 | 1 | 0 | 1 | 4 | 1 | 0 | 2 | 3 | 3 |
| 8.13 | CHI | 9 | 0-3 | 0-1 | 0-2 | 0 | 2 | 2 | 2 | 0 | 0 | 1 | 0 | 0 |
| 8.17 | IND | 23 | 2-5 | 0-1 | 0-0 | 0 | 2 | 2 | 0 | 0 | 0 | 4 | 5 | 4 |
| 8.19 | @WAS | 14 | 1-3 | 0-2 | 1-2 | 0 | 0 | 0 | 1 | 1 | 0 | 0 | 1 | 3 |
| 8.21 | WAS | 17 | 1-6 | 0-2 | 1-2 | 0 | 0 | 0 | 3 | 1 | 0 | 2 | 2 | 3 |
| 8.23 | @CHI | 32 | 8-9 | 3-3 | 4-6 | 1 | 1 | 2 | 4 | 0 | 0 | 3 | 4 | 23 |
| 8.25 | @NYL | 32 | 1-6 | 0-3 | 1-2 | 1 | 3 | 4 | 4 | 1 | 0 | 2 | 2 | 3 |
| 8.27 | @DAL | 25 | 2-5 | 0-2 | 4-4 | 1 | 2 | 3 | 6 | 1 | 0 | 2 | 1 | 8 |
| 8.30 | MIN | | | | | | | | | | | | | |
| 9.1 | ATL | | | | | | | | | | | | | |
| 9.3 | @CHI | | | | | | | | | | | | | |
| 9.6 | PHO | | | | | | | | | | | | | |
| 9.8 | @ATL | | | | | | | | | | | | | |
| 9.10 | ATL | | | | | | | | | | | | | |

OUT- RIGHT KNEE
OUT- RIGHT KNEE

CAREER STATISTICS

| YEAR | TM | G-GS | MIN | FG-FGA | 3P-3PA | FT-FTA | OR | DR | TOT | AST | STL | BK | TO | PF | PTS |
|--------|-----|---------|------|----------|---------|---------|-----|-----|-----|-----|-----|----|-----|-----|------|
| 2014 | WAS | 34-29 | 921 | 116-305 | 33-101 | 64-82 | 19 | 53 | 72 | 105 | 24 | 2 | 85 | 60 | 329 |
| 2015 | WAS | 25-0 | 306 | 34-112 | 11-46 | 26-34 | 4 | 26 | 30 | 41 | 12 | 1 | 21 | 23 | 105 |
| 2016 | WAS | 24-5 | 405 | 50-133 | 21-58 | 36-45 | 9 | 38 | 47 | 54 | 10 | 0 | 35 | 44 | 157 |
| 2017 | NYL | 34-24 | 727 | 99-238 | 38-110 | 29-39 | 10 | 61 | 71 | 70 | 19 | 5 | 49 | 55 | 265 |
| 2018 | NYL | 34-20 | 805 | 103-265 | 36-117 | 46-65 | 25 | 75 | 100 | 121 | 29 | 2 | 68 | 75 | 288 |
| 2019 | NYL | 24-18 | 545 | 79-210 | 24-73 | 53-66 | 18 | 59 | 77 | 76 | 18 | 1 | 50 | 55 | 235 |
| 2020 | PHO | 13-3 | 321 | 66-157 | 25-65 | 33-41 | 5 | 33 | 38 | 58 | 15 | 0 | 27 | 33 | 190 |
| 2021 | PHO | 6-0 | 51 | 9-16 | 4-7 | 0-0 | 2 | 2 | 4 | 5 | 1 | 0 | 5 | 1 | 22 |
| 2022 | 2TM | 13-0 | 123 | 14-37 | 7-17 | 4-6 | 1 | 11 | 12 | 14 | 4 | 0 | 10 | 7 | 39 |
| 2025 | CON | 38-32 | 867 | 106-293 | 54-147 | 71-92 | 11 | 64 | 75 | 117 | 29 | 0 | 69 | 95 | 337 |
| CAREER | | 245-131 | 5075 | 676-1766 | 253-741 | 362-470 | 104 | 422 | 526 | 661 | 161 | 11 | 419 | 448 | 1967 |

SEASON-CAREER HIGHS

POINTS

Season: 25, Los Angeles 7-13-25
Career: 27, New York 8-2-20

TOTAL REBOUNDS

Season: 5, Seattle 7-11-25
Career: 6, eight times

DEFENSIVE REBOUNDS

Season: 5, Seattle 7-11-25
Career: 6, Los Angeles 8-14-18

OFFENSIVE REBOUNDS

Season: 2, Washington 5-18-25
Career: 4, Indiana 6-1-19

ASSISTS

Season: 6, four times
Career: 9, Los Angeles 8-19-20

BLOCKS

Season:
Career: 2, Dallas 6-2-17

STEALS

Season: 2, five times
Career: 4, Atlanta 6-18-14

FIELD GOALS

Season: 8, Chicago 8-23-25
Career: 11, Seattle 6-22-14

FIELD GOAL ATTEMPTS

Season: 17, Los Angeles 7-13-25
Career: 18, two times

3-POINT FIELD GOALS

Season: 4, two times
Career: 4, nine times

3-POINT FIELD GOAL ATTEMPTS

Season: 11, Los Angeles 7-13-25
Career: 11, Los Angeles 7-13-25

FREE THROWS MADE


Season: 7, two times
Career: 8, two times

FREE THROWS ATTEMPTED

Season: 8, two times
Career: 8, seven times

MINUTES

Season: 32, two times
Career: 39, New York 7-29-14



LEILA LACAN | #47

GUARD | 5-11 | FRANCE | 6/2/2004 | ROOKIE | 2024 RND 1 PICK 10 (CON)

QUICK FACTS:

- Signed a rookie-scale contract with the Connecticut Sun on February 8, 2025. Originally drafted 10th overall by the Sun in the 2024 WNBA Draft but did not participate in the 2024 season.
- Has competed with the French National team, winning silver at the 2024 Paris Olympics and bronze at the 2023 FIBA Women's EuroBasket.
- Competed with French professional club, Basket Landes, during the 2024-25 season and averaged 13.9 points, 2.8 rebounds and 3.1 assists per game.

GAME BY GAME STATISTICS

| DATE | OPP | MIN | FG-FGA | 3P-3PA | FT-FTA | OR | DR | TOT | AST | STL | BK | TO | PF | PTS |
|------|------|-----|--------|--------|--------|----|----|-----|-----|-----|----|----|----|-----|
| 5.18 | WAS | | | | | | | | | | | | | |
| 5.20 | LVA | | | | | | | | | | | | | |
| 5.23 | @MIN | | | | | | | | | | | | | |
| 5.25 | @ATL | | | | | | | | | | | | | |
| 5.27 | DAL | | | | | | | | | | | | | |
| 5.30 | @IND | | | | | | | | | | | | | |
| 6.1 | @NYL | | | | | | | | | | | | | |
| 6.6 | ATL | | | | | | | | | | | | | |
| 6.8 | @WAS | | | | | | | | | | | | | |
| 6.15 | CHI | | | | | | | | | | | | | |
| 6.17 | @IND | | | | | | | | | | | | | |
| 6.18 | PHO | | | | | | | | | | | | | |
| 6.20 | DAL | | | | | | | | | | | | | |
| 6.22 | @GSV | | | | | | | | | | | | | |
| 6.25 | @LVA | | | | | | | | | | | | | |
| 6.27 | @SEA | | | | | | | | | | | | | |
| 6.29 | @MIN | | | | | | | | | | | | | |
| 7.6 | LVA | 23 | 1-2 | 1-2 | 2-2 | 0 | 0 | 0 | 1 | 0 | 0 | 2 | 4 | 5 |
| 7.9 | SEA | 19 | 3-6 | 0-3 | 2-2 | 0 | 4 | 4 | 3 | 0 | 0 | 1 | 4 | 8 |
| 7.11 | @SEA | 31 | 4-13 | 0-5 | 2-2 | 4 | 3 | 7 | 1 | 0 | 0 | 4 | 5 | 10 |
| 7.13 | @LAS | 30 | 3-7 | 1-3 | 0-0 | 0 | 2 | 2 | 4 | 1 | 1 | 1 | 3 | 7 |
| 7.15 | IND | 24 | 8-13 | 1-3 | 2-3 | 0 | 1 | 1 | 1 | 3 | 0 | 3 | 0 | 19 |
| 7.24 | LAS | 19 | 1-4 | 0-3 | 0-0 | 1 | 0 | 1 | 6 | 3 | 0 | 2 | 5 | 2 |
| 7.27 | GSV | 20 | 4-7 | 0-1 | 0-0 | 1 | 1 | 2 | 2 | 6 | 0 | 0 | 2 | 8 |
| 7.28 | SEA | 22 | 2-6 | 1-2 | 4-4 | 0 | 2 | 2 | 4 | 2 | 0 | 2 | 3 | 9 |
| 8.1 | NYL | 23 | 6-8 | 2-2 | 2-2 | 0 | 4 | 4 | 1 | 1 | 0 | 0 | 2 | 16 |
| 8.3 | NYL | 15 | 2-5 | 0-2 | 0-0 | 2 | 0 | 2 | 1 | 3 | 0 | 2 | 3 | 4 |
| 8.5 | @PHO | 22 | 4-9 | 0-2 | 2-2 | 1 | 4 | 5 | 2 | 6 | 0 | 1 | 5 | 10 |
| 8.7 | @LAS | 26 | 5-9 | 0-1 | 0-0 | 1 | 1 | 2 | 7 | 3 | 0 | 1 | 4 | 10 |
| 8.10 | @LVA | 24 | 6-12 | 1-6 | 0-0 | 0 | 0 | 0 | 5 | 2 | 0 | 1 | 3 | 13 |
| 8.11 | @GSV | 33 | 2-10 | 0-5 | 2-3 | 0 | 0 | 0 | 3 | 0 | 0 | 1 | 3 | 6 |
| 8.13 | CHI | 30 | 6-13 | 1-3 | 4-6 | 3 | 1 | 4 | 5 | 2 | 0 | 1 | 2 | 17 |
| 8.17 | IND | 38 | 3-6 | 1-1 | 0-0 | 0 | 4 | 4 | 14 | 3 | 0 | 0 | 4 | 7 |
| 8.19 | @WAS | 34 | 4-8 | 0-3 | 0-0 | 0 | 2 | 2 | 4 | 4 | 0 | 3 | 1 | 8 |
| 8.21 | WAS | 37 | 2-9 | 1-4 | 0-0 | 0 | 3 | 3 | 5 | 5 | 0 | 2 | 5 | 5 |
| 8.23 | @CHI | 19 | 3-5 | 0-1 | 0-0 | 0 | 0 | 0 | 4 | 1 | 0 | 0 | 4 | 6 |
| 8.25 | @NYL | 30 | 9-15 | 2-3 | 2-2 | 1 | 2 | 3 | 3 | 2 | 0 | 4 | 5 | 22 |
| 8.27 | @DAL | 32 | 9-14 | 2-4 | 2-3 | 1 | 2 | 3 | 6 | 4 | 0 | 2 | 2 | 22 |
| 8.30 | MIN | 25 | 3-10 | 0-2 | 0-0 | 1 | 0 | 1 | 5 | 0 | 1 | 5 | 2 | 6 |
| 9.1 | ATL | 31 | 6-9 | 1-2 | 4-4 | 0 | 3 | 3 | 4 | 2 | 1 | 4 | 5 | 17 |
| 9.3 | @CHI | | | | | | | | | | | | | |
| 9.6 | PHO | | | | | | | | | | | | | |
| 9.8 | @ATL | | | | | | | | | | | | | |
| 9.10 | ATL | | | | | | | | | | | | | |

CAREER STATISTICS

| YEAR | TM | G-GS | MIN | FG-FGA | 3P-3PA | FT-FTA | OR | DR | TOT | AST | STL | BK | TO | PF | PTS |
|--------|-----|-------|-----|--------|--------|--------|----|----|-----|-----|-----|----|----|----|-----|
| 2025 | CON | 23-13 | 617 | 96-200 | 15-63 | 30-35 | 16 | 39 | 55 | 91 | 53 | 3 | 42 | 76 | 237 |
| CAREER | | 23-13 | 617 | 96-200 | 15-63 | 30-35 | 16 | 39 | 55 | 91 | 53 | 3 | 42 | 76 | 237 |

SEASON-CAREER HIGHS

| |
|------------------------------|
| POINTS |
| Season: 22, two times |
| Career: 22, two times |
| TOTAL REBOUNDS |
| Season: 7, Seattle 7-11-25 |
| Career: 7, Seattle 7-11-25 |
| DEFENSIVE REBOUNDS |
| Season: 4, two times |
| Career: 4, two times |
| OFFENSIVE REBOUNDS |
| Season: 4, Seattle 7-11-25 |
| Career: 4, Seattle 7-11-25 |
| ASSISTS |
| Season: 14, Indiana 8-17-25 |
| Career: 14, Indiana 8-17-25 |
| BLOCKS |
| Season: 1, three times |
| Career: 1, three times |
| STEALS |
| Season: 6, two times |
| Career: 6, two times |
| FIELD GOALS |
| Season: 9, two times |
| Career: 9, two times |
| FIELD GOAL ATTEMPTS |
| Season: 15, New York 8-25-25 |
| Career: 15, New York 8-25-25 |
| 3-POINT FIELD GOALS |
| Season: 2, three times |
| Career: 2, three times |
| 3-POINT FIELD GOAL ATTEMPTS |
| Season: 6, Las Vegas 8-10-25 |
| Career: 6, Las Vegas 8-10-25 |
| FREE THROWS MADE |
| Season: 4, two times |
| Career: 4, two times |
| FREE THROWS ATTEMPTED |
| Season: 4, two times |
| Career: 4, two times |
| MINUTES |
| Season: 38, Indiana 8-17-25 |
| Career: 38, Indiana 8-17-25 |



MARINA MABREY | #3

GUARD | 5-11 | NOTRE DAME | 9/14/1996 | 6 YRS PRO | 2019 RND 2 PICK 19 (LAS)

QUICK FACTS:

- Traded to the Sun on 7/17/24 from the Chicago Sky.
- Averaged 14.4 points, 4.4 rebounds, 4.1 assists and 1.1 steals per game in 2024
- Set new career-highs in rebounds (12) and blocks (3) and eclipsed 2,000 career-points in 2024.
- Competed in the inaugural season of Unrivaled during the 2024-25 WNBA offseason with Team Phantom.
- 2018 NCAA National Champion with the University of Notre Dame

GAME BY GAME STATISTICS

| DATE | OPP | MIN | FG-FGA | 3P-3PA | FT-FTA | OR | DR | TOT | AST | STL | BK | TO | PF | PTS |
|------|------|-----|--------|--------|--------|----|----|-----|-----|-----|----|----|----|-----|
| 5.18 | WAS | 35 | 5-21 | 1-8 | 0-1 | 0 | 4 | 4 | 3 | 0 | 1 | 3 | 5 | 11 |
| 5.20 | LVA | 19 | 3-11 | 1-5 | 0-0 | 0 | 1 | 1 | 2 | 0 | 0 | 2 | 2 | 7 |
| 5.23 | @MIN | 31 | 7-19 | 4-12 | 4-4 | 0 | 8 | 8 | 6 | 0 | 0 | 3 | 5 | 22 |
| 5.25 | @ATL | 34 | 4-14 | 2-7 | 2-2 | 1 | 9 | 10 | 4 | 0 | 0 | 1 | 5 | 12 |
| 5.27 | DAL | 27 | 6-12 | 4-9 | 3-4 | 0 | 4 | 4 | 1 | 1 | 0 | 6 | 5 | 19 |
| 5.30 | @IND | 37 | 10-17 | 4-9 | 2-2 | 0 | 5 | 5 | 5 | 2 | 1 | 1 | 4 | 26 |
| 6.1 | @NYL | 28 | 2-11 | 2-9 | 2-2 | 0 | 4 | 4 | 2 | 1 | 0 | 2 | 5 | 8 |
| 6.6 | ATL | 33 | 13-22 | 3-8 | 5-6 | 0 | 4 | 4 | 4 | 0 | 1 | 1 | 2 | 34 |
| 6.8 | @WAS | 30 | 6-15 | 2-6 | 1-1 | 3 | 4 | 7 | 8 | 1 | 1 | 3 | 6 | 15 |
| 6.15 | CHI | 39 | 7-17 | 5-12 | 3-4 | 2 | 3 | 5 | 3 | 0 | 0 | 6 | 1 | 22 |
| 6.17 | @IND | 28 | 2-9 | 0-6 | 2-2 | 1 | 7 | 8 | 1 | 3 | 0 | 4 | 1 | 6 |
| 6.18 | PHO | 36 | 2-11 | 1-5 | 3-3 | 0 | 2 | 2 | 7 | 0 | 2 | 2 | 3 | 8 |
| 6.20 | DAL | 28 | 2-10 | 1-6 | 3-4 | 0 | 3 | 3 | 6 | 0 | 1 | 2 | 2 | 8 |
| 6.22 | @GSV | | | | | | | | | | | | | |
| 6.25 | @LVA | | | | | | | | | | | | | |
| 6.27 | @SEA | | | | | | | | | | | | | |
| 6.29 | @MIN | | | | | | | | | | | | | |
| 7.6 | LVA | | | | | | | | | | | | | |
| 7.9 | SEA | | | | | | | | | | | | | |
| 7.11 | @SEA | | | | | | | | | | | | | |
| 7.13 | @LAS | | | | | | | | | | | | | |
| 7.15 | IND | | | | | | | | | | | | | |
| 7.24 | LAS | 25 | 2-12 | 2-8 | 1-2 | 0 | 2 | 2 | 3 | 2 | 0 | 3 | 2 | 7 |
| 7.27 | GSV | 20 | 6-13 | 2-8 | 1-1 | 0 | 0 | 0 | 4 | 0 | 0 | 3 | 2 | 15 |
| 7.28 | SEA | 16 | 4-10 | 0-1 | 0-0 | 0 | 2 | 2 | 2 | 0 | 0 | 4 | 2 | 8 |
| 8.1 | NYL | 33 | 6-19 | 2-10 | 4-4 | 1 | 9 | 10 | 8 | 2 | 1 | 6 | 2 | 18 |
| 8.3 | NYL | 29 | 3-12 | 1-7 | 3-3 | 2 | 1 | 3 | 2 | 1 | 0 | 2 | 4 | 10 |
| 8.5 | @PHO | 29 | 7-18 | 2-7 | 2-2 | 2 | 1 | 3 | 3 | 0 | 0 | 4 | 1 | 18 |
| 8.7 | @LAS | 36 | 6-20 | 5-10 | 2-2 | 3 | 4 | 7 | 3 | 0 | 0 | 3 | 4 | 19 |
| 8.10 | @LVA | 33 | 8-16 | 5-13 | 1-1 | 0 | 4 | 4 | 3 | 0 | 0 | 4 | 1 | 22 |
| 8.11 | @GSV | 25 | 1-7 | 0-6 | 1-1 | 0 | 3 | 3 | 4 | 0 | 0 | 3 | 2 | 3 |
| 8.13 | CHI | 35 | 4-16 | 0-4 | 2-2 | 0 | 5 | 5 | 4 | 0 | 0 | 1 | 2 | 10 |
| 8.17 | IND | 37 | 11-21 | 2-6 | 3-3 | 0 | 2 | 2 | 5 | 0 | 0 | 3 | 3 | 27 |
| 8.19 | @WAS | 35 | 4-10 | 0-3 | 1-1 | 0 | 6 | 6 | 2 | 1 | 1 | 3 | 3 | 9 |
| 8.21 | WAS | 36 | 3-9 | 0-2 | 1-2 | 0 | 7 | 7 | 5 | 2 | 0 | 1 | 1 | 7 |
| 8.23 | @CHI | 36 | 7-17 | 2-9 | 4-4 | 0 | 4 | 4 | 8 | 2 | 0 | 2 | 3 | 20 |
| 8.25 | @NYL | 35 | 6-18 | 4-10 | 0-0 | 1 | 1 | 2 | 5 | 1 | 0 | 2 | 5 | 16 |
| 8.27 | @DAL | 30 | 4-11 | 2-5 | 8-9 | 0 | 4 | 4 | 2 | 1 | 0 | 2 | 3 | 18 |
| 8.30 | MIN | 33 | 5-12 | 2-7 | 2-3 | 1 | 3 | 4 | 2 | 0 | 0 | 2 | 3 | 14 |
| 9.1 | ATL | 29 | 5-14 | 1-7 | 1-1 | 0 | 1 | 1 | 3 | 1 | 0 | 1 | 3 | 12 |
| 9.3 | @CHI | | | | | | | | | | | | | |
| 9.6 | PHO | | | | | | | | | | | | | |
| 9.8 | @ATL | | | | | | | | | | | | | |
| 9.10 | ATL | | | | | | | | | | | | | |

CAREER STATISTICS

| YEAR | TM | G-GS | MIN | FG-FGA | 3P-3PA | FT-FTA | OR | DR | TOT | AST | STL | BK | TO | PF | PTS |
|--------|-----|---------|------|-----------|----------|---------|-----|-----|-----|-----|-----|----|-----|-----|------|
| 2019 | LAS | 31-0 | 355 | 45-131 | 21-77 | 14-16 | 6 | 32 | 38 | 30 | 19 | 7 | 24 | 23 | 125 |
| 2020 | DAL | 18-12 | 403 | 68-158 | 38-91 | 16-24 | 11 | 48 | 59 | 43 | 25 | 2 | 31 | 37 | 190 |
| 2021 | DAL | 32-8 | 773 | 158-390 | 63-184 | 45-51 | 23 | 101 | 124 | 94 | 31 | 10 | 68 | 79 | 424 |
| 2022 | DAL | 34-32 | 951 | 178-424 | 61-174 | 47-69 | 20 | 104 | 124 | 125 | 28 | 13 | 82 | 86 | 464 |
| 2023 | CHI | 39-39 | 1169 | 202-491 | 89-228 | 92-110 | 34 | 112 | 146 | 140 | 29 | 18 | 86 | 93 | 585 |
| 2024 | 2TM | 40-27 | 1235 | 214-518 | 98-260 | 49-69 | 22 | 152 | 174 | 163 | 45 | 17 | 94 | 104 | 575 |
| 2025 | CON | 31-30 | 971 | 161-444 | 62-225 | 67-76 | 17 | 117 | 134 | 121 | 21 | 9 | 85 | 92 | 451 |
| CAREER | | 225-148 | 5858 | 1026-2556 | 432-1239 | 330-415 | 133 | 666 | 799 | 716 | 198 | 76 | 470 | 514 | 2814 |

SEASON-CAREER HIGHS

POINTS

Season: 34, Atlanta 6-6-25
Career: 36, Indiana 6-15-23

TOTAL REBOUNDS

Season: 10, two times
Career: 12, New York 7-13-24

DEFENSIVE REBOUNDS

Season: 9, two times
Career: 12, New York 7-13-24

OFFENSIVE REBOUNDS

Season: 3, two times
Career: 3, nine times

ASSISTS

Season: 8, three times
Career: 10, Phoenix 5-19-22

BLOCKS

Season: 1, four times
Career: 3, Connecticut 6-12-24

STEALS

Season: 3, Indiana 6-17-25
Career: 5, two times

FIELD GOALS

Season: 13, Atlanta 6-6-25
Career: 14, Indiana 6-15-23

FIELD GOAL ATTEMPTS

Season: 22, Atlanta 6-6-25
Career: 22, three times

3-POINT FIELD GOALS

Season: 5, three times
Career: 6, five times

3-POINT FIELD GOAL ATTEMPTS

Season: 13, Las Vegas 8-10-25
Career: 14, Seattle 5-22-21

FREE THROWS MADE

Season: 8, Dallas 8-27-25
Career: 13, Dallas 8-6-23

FREE THROWS ATTEMPTED

Season: 9, Dallas 8-27-25
Career: 14, Dallas 8-6-23

MINUTES

Season: 39, Chicago 6-15-25
Career: 41, Seattle 5-22-21



RAYAH MARSHALL | #13

FORWARD | 6-4 | USC | 11/15/2003 | ROOKIE | 2025 RND 2 PICK 25 (CON)

QUICK FACTS:

- Selected 25th overall by the Connecticut Sun in the 2025 WNBA Draft.
- Played four seasons at the University of Southern California (2021-2025)
- Accolades include: Big Ten All-Defensive Team (2025), All-Pac 12 First Team member (2023), Pac-12 All-Defensive Team member (2023), Pac-12 All-Freshman Team member (2022)
- Helped lead USC to back-to-back NCAA Elite Eight appearances (2024, 2025), as well as the 2024 Pac-12 tournament and 2025 Big Ten regular season championship titles.

GAME BY GAME STATISTICS


| DATE | OPP | MIN | FG-FGA | 3P-3PA | FT-FTA | OR | DR | TOT | AST | STL | BK | TO | PF | PTS |
|------|------|-----|--------|--------|--------|----|----|-----|-----|-----|----|----|----|-----|
| 5.18 | WAS | | | | | | | | | | | | | |
| 5.20 | LVA | 10 | 0-3 | 0-1 | 0-0 | 1 | 5 | 6 | 1 | 0 | 1 | 0 | 2 | 0 |
| 5.23 | @MIN | | | | | | | | | | | | | |
| 5.25 | @ATL | 2 | 0-0 | 0-0 | 0-0 | 0 | 0 | 0 | 0 | 0 | 0 | 0 | 0 | 0 |
| 5.27 | DAL | 7 | 0-0 | 0-0 | 0-0 | 1 | 2 | 3 | 0 | 0 | 0 | 2 | 0 | 0 |
| 5.30 | @IND | | | | | | | | | | | | | |
| 6.1 | @NYL | 8 | 0-2 | 0-0 | 1-2 | 2 | 2 | 4 | 2 | 0 | 0 | 0 | 0 | 1 |
| 6.6 | ATL | | | | | | | | | | | | | |
| 6.8 | @WAS | | | | | | | | | | | | | |
| 6.15 | CHI | | | | | | | | | | | | | |
| 6.17 | @IND | 1 | 0-1 | 0-0 | 1-2 | 0 | 0 | 0 | 0 | 0 | 0 | 0 | 0 | 1 |
| 6.18 | PHO | | | | | | | | | | | | | |
| 6.20 | DAL | | | | | | | | | | | | | |
| 6.22 | @GSV | 10 | 2-4 | 0-0 | 1-1 | 1 | 2 | 3 | 0 | 0 | 0 | 2 | 1 | 5 |
| 6.25 | @LVA | | | | | | | | | | | | | |
| 6.27 | @SEA | | | | | | | | | | | | | |
| 6.29 | @MIN | 6 | 2-3 | 0-0 | 0-1 | 0 | 1 | 1 | 0 | 0 | 0 | 1 | 1 | 4 |
| 7.6 | LVA | 1 | 0-0 | 0-0 | 0-0 | 0 | 0 | 0 | 0 | 0 | 0 | 0 | 0 | 0 |
| 7.9 | SEA | | | | | | | | | | | | | |
| 7.11 | @SEA | | | | | | | | | | | | | |
| 7.13 | @LAS | | | | | | | | | | | | | |
| 7.15 | IND | | | | | | | | | | | | | |
| 7.24 | LAS | | | | | | | | | | | | | |
| 7.27 | GSV | 9 | 1-2 | 0-0 | 0-0 | 0 | 2 | 2 | 0 | 0 | 0 | 0 | 2 | 2 |
| 7.28 | SEA | 4 | 2-3 | 0-0 | 1-1 | 0 | 0 | 0 | 0 | 1 | 0 | 0 | 0 | 5 |
| 8.1 | NYL | | | | | | | | | | | | | |
| 8.3 | NYL | | | | | | | | | | | | | |
| 8.5 | @PHO | | | | | | | | | | | | | |
| 8.7 | @LAS | | | | | | | | | | | | | |
| 8.10 | @LVA | | | | | | | | | | | | | |
| 8.11 | @GSV | | | | | | | | | | | | | |
| 8.13 | CHI | | | | | | | | | | | | | |
| 8.17 | IND | | | | | | | | | | | | | |
| 8.19 | @WAS | | | | | | | | | | | | | |
| 8.21 | WAS | | | | | | | | | | | | | |
| 8.23 | @CHI | | | | | | | | | | | | | |
| 8.25 | @NYL | | | | | | | | | | | | | |
| 8.27 | @DAL | | | | | | | | | | | | | |
| 8.30 | MIN | 1 | 0-1 | 0-0 | 1-2 | 0 | 0 | 0 | 0 | 0 | 0 | 0 | 1 | 1 |
| 9.1 | ATL | 3 | 0-0 | 0-0 | 0-0 | 0 | 1 | 1 | 0 | 0 | 0 | 0 | 0 | 0 |
| 9.3 | @CHI | | | | | | | | | | | | | |
| 9.6 | PHO | | | | | | | | | | | | | |
| 9.8 | @ATL | | | | | | | | | | | | | |
| 9.10 | ATL | | | | | | | | | | | | | |

CAREER STATISTICS

| YEAR | TM | G-GS | MIN | FG-FGA | 3P-3PA | FT-FTA | OR | DR | TOT | AST | STL | BK | TO | PF | PTS |
|--------|-----|------|-----|--------|--------|--------|----|----|-----|-----|-----|----|----|----|-----|
| 2025 | CON | 12-0 | 66 | 7-19 | 0-1 | 5-9 | 5 | 15 | 20 | 3 | 1 | 1 | 5 | 7 | 19 |
| CAREER | | 12-0 | 66 | 7-19 | 0-1 | 5-9 | 5 | 15 | 20 | 3 | 1 | 1 | 5 | 7 | 19 |

SEASON-CAREER HIGHS

| |
|---------------------------------|
| POINTS |
| Season: 5, two times |
| Career: 5, two times |
| TOTAL REBOUNDS |
| Season: 6, Las Vegas 5-20-25 |
| Career: 6, Las Vegas 5-20-25 |
| DEFENSIVE REBOUNDS |
| Season: 5, Las Vegas 5-20-25 |
| Career: 5, Las Vegas 5-20-25 |
| OFFENSIVE REBOUNDS |
| Season: 2, New York 6-1-25 |
| Career: 2, New York 6-1-25 |
| ASSISTS |
| Season: 2, New York 6-1-25 |
| Career: 2, New York 6-1-25 |
| BLOCKS |
| Season: 1, Las Vegas 5-20-25 |
| Career: 1, Las Vegas 5-20-25 |
| STEALS |
| Season: 1, Seattle 7-28-25 |
| Career: 1, Seattle 7-28-25 |
| FIELD GOALS |
| Season: 2, two times |
| Career: 2, two times |
| FIELD GOAL ATTEMPTS |
| Season: 4, Golden State 6-22-25 |
| Career: 4, Golden State 6-22-25 |
| 3-POINT FIELD GOALS |
| Season: |
| Career: |
| 3-POINT FIELD GOAL ATTEMPTS |
| Season: 1, Las Vegas 5-20-25 |
| Career: 1, Las Vegas 5-20-25 |
| FREE THROWS MADE |
| Season: 1, five times |
| Career: 1, five times |
| FREE THROWS ATTEMPTED |
| Season: 2, two times |
| Career: 2, two times |
| MINUTES |
| Season: 10, two times |
| Career: 10, two times |



ANEESAH MORROW | #24

FORWARD | 6-1 | LSU | 2/2/2003 | ROOKIE | 2025 RND 1 PICK 7 (CON)

QUICK FACTS:

- Selected seventh overall by the Connecticut Sun in the 2025 WNBA Draft.
- Played two seasons at DePaul University (2021-2023) before transferring to LSU for her final two collegiate seasons (2023-2025).
- Accolades include: Katrina McClain Award winner ('25), WBCA Coaches' All-American ('25), First-team All-American- USBWA ('25), USBWA/WBCA National Freshman of the Year ('22), 2x First-team All-SEC (24, 25), 2x First-team All-Big East ('22, '23), 2x NCAA season rebounding leader ('22, '25)

GAME BY GAME STATISTICS

| DATE | OPP | MIN | FG-FGA | 3P-3PA | FT-FTA | OR | DR | TOT | AST | STL | BK | TO | PF | PTS |
|------|------|-----|--------|--------|--------|----|----|-----|-----|-----|----|----|----|-----|
| 5.18 | WAS | | | | | | | | | | | | | |
| 5.20 | LVA | | | | | | | | | | | | | |
| 5.23 | @MIN | 1 | 0-1 | 0-1 | 0-0 | 0 | 0 | 0 | 0 | 0 | 0 | 0 | 2 | 0 |
| 5.25 | @ATL | 10 | 1-4 | 1-1 | 0-0 | 2 | 5 | 7 | 0 | 0 | 0 | 1 | 2 | 3 |
| 5.27 | DAL | 8 | 1-3 | 0-1 | 1-5 | 0 | 0 | 0 | 0 | 0 | 0 | 1 | 2 | 3 |
| 5.30 | @IND | 2 | 1-1 | 0-0 | 0-0 | 1 | 0 | 1 | 0 | 0 | 0 | 0 | 0 | 2 |
| 6.1 | @NYL | 15 | 2-6 | 2-5 | 2-2 | 1 | 2 | 3 | 0 | 0 | 0 | 0 | 2 | 8 |
| 6.6 | ATL | 13 | 1-2 | 0-0 | 1-2 | 0 | 2 | 2 | 1 | 0 | 0 | 0 | 2 | 3 |
| 6.8 | @WAS | 17 | 1-4 | 0-1 | 0-0 | 0 | 0 | 0 | 1 | 1 | 1 | 2 | 3 | 2 |
| 6.15 | CHI | | | | | | | | | | | | | |
| 6.17 | @IND | 3 | 0-0 | 0-0 | 0-0 | 0 | 0 | 0 | 0 | 0 | 0 | 0 | 0 | 0 |
| 6.18 | PHO | 22 | 5-11 | 0-1 | 6-8 | 3 | 6 | 9 | 1 | 3 | 0 | 2 | 2 | 16 |
| 6.20 | DAL | 19 | 3-6 | 0-0 | 4-5 | 3 | 4 | 7 | 3 | 0 | 1 | 0 | 4 | 10 |
| 6.22 | @GSV | 15 | 4-9 | 1-2 | 5-7 | 3 | 1 | 4 | 0 | 0 | 0 | 1 | 4 | 14 |
| 6.25 | @LVA | 11 | 0-5 | 0-0 | 0-0 | 0 | 6 | 6 | 1 | 0 | 1 | 2 | 3 | 0 |
| 6.27 | @SEA | 26 | 9-14 | 2-2 | 0-0 | 4 | 7 | 11 | 1 | 2 | 0 | 3 | 2 | 20 |
| 6.29 | @MIN | 26 | 5-14 | 0-3 | 6-6 | 3 | 8 | 11 | 2 | 5 | 1 | 1 | 3 | 16 |
| 7.6 | LVA | 21 | 4-14 | 0-3 | 4-4 | 2 | 1 | 3 | 0 | 2 | 1 | 3 | 1 | 12 |
| 7.9 | SEA | 19 | 2-5 | 0-1 | 2-2 | 1 | 6 | 7 | 0 | 0 | 1 | 2 | 3 | 6 |
| 7.11 | @SEA | 10 | 1-3 | 0-2 | 2-2 | 0 | 1 | 1 | 0 | 0 | 0 | 0 | 2 | 4 |
| 7.13 | @LAS | 21 | 5-11 | 0-3 | 0-0 | 2 | 5 | 7 | 0 | 0 | 0 | 2 | 0 | 10 |
| 7.15 | IND | 23 | 3-13 | 1-4 | 0-0 | 2 | 10 | 12 | 1 | 0 | 0 | 1 | 1 | 7 |
| 7.24 | LAS | 12 | 2-5 | 1-1 | 0-0 | 2 | 6 | 8 | 0 | 0 | 0 | 1 | 4 | 5 |
| 7.27 | GSV | 23 | 3-9 | 0-2 | 2-2 | 4 | 7 | 11 | 0 | 2 | 1 | 2 | 5 | 8 |
| 7.28 | SEA | 17 | 3-7 | 1-3 | 2-2 | 1 | 6 | 7 | 1 | 1 | 0 | 1 | 1 | 9 |
| 8.1 | NYL | 22 | 2-4 | 0-0 | 0-0 | 6 | 5 | 11 | 1 | 0 | 0 | 4 | 0 | 4 |
| 8.3 | NYL | 26 | 5-11 | 0-3 | 6-6 | 1 | 8 | 9 | 0 | 1 | 2 | 1 | 2 | 16 |
| 8.5 | @PHO | 15 | 0-5 | 0-3 | 0-0 | 2 | 2 | 4 | 0 | 0 | 0 | 2 | 1 | 0 |
| 8.7 | @LAS | 20 | 3-8 | 0-2 | 0-0 | 4 | 3 | 7 | 0 | 0 | 1 | 0 | 2 | 6 |
| 8.10 | @LVA | 12 | 3-7 | 1-3 | 0-0 | 0 | 3 | 3 | 0 | 1 | 1 | 1 | 2 | 7 |
| 8.11 | @GSV | 24 | 5-13 | 1-3 | 2-2 | 3 | 11 | 14 | 0 | 1 | 0 | 1 | 1 | 13 |
| 8.13 | CHI | 28 | 3-7 | 1-2 | 2-2 | 2 | 7 | 9 | 0 | 1 | 3 | 0 | 3 | 9 |
| 8.17 | IND | 34 | 4-9 | 0-2 | 2-4 | 3 | 8 | 11 | 1 | 2 | 0 | 0 | 4 | 10 |
| 8.19 | @WAS | 11 | 1-7 | 0-1 | 0-0 | 3 | 1 | 4 | 0 | 1 | 0 | 0 | 1 | 2 |
| 8.21 | WAS | 23 | 3-9 | 0-1 | 0-0 | 4 | 4 | 8 | 1 | 2 | 0 | 2 | 3 | 6 |
| 8.23 | @CHI | 24 | 2-4 | 1-1 | 2-2 | 1 | 4 | 5 | 1 | 2 | 1 | 2 | 2 | 7 |
| 8.25 | @NYL | 25 | 6-11 | 3-3 | 3-4 | 4 | 11 | 15 | 0 | 0 | 0 | 1 | 0 | 18 |
| 8.27 | @DAL | 29 | 4-7 | 0-0 | 3-3 | 1 | 10 | 11 | 3 | 2 | 0 | 0 | 1 | 11 |
| 8.30 | MIN | 21 | 2-9 | 0-0 | 2-3 | 4 | 7 | 11 | 0 | 0 | 0 | 1 | 2 | 6 |
| 9.1 | ATL | 20 | 3-8 | 0-4 | 0-1 | 1 | 4 | 5 | 1 | 1 | 1 | 0 | 1 | 6 |
| 9.3 | @CHI | | | | | | | | | | | | | |
| 9.6 | PHO | | | | | | | | | | | | | |
| 9.8 | @ATL | | | | | | | | | | | | | |
| 9.10 | ATL | | | | | | | | | | | | | |

CAREER STATISTICS

| YEAR | TM | G-GS | MIN | FG-FGA | 3P-3PA | FT-FTA | OR | DR | TOT | AST | STL | BK | TO | PF | PTS |
|--------|-----|-------|-----|---------|--------|--------|----|-----|-----|-----|-----|----|----|----|-----|
| 2025 | CON | 37-19 | 686 | 102-266 | 16-64 | 59-74 | 73 | 171 | 244 | 20 | 30 | 17 | 39 | 73 | 279 |
| CAREER | | 37-19 | 686 | 102-266 | 16-64 | 59-74 | 73 | 171 | 244 | 20 | 30 | 17 | 39 | 73 | 279 |

SEASON-CAREER HIGHS

- POINTS
Season: 20, Seattle 6-27-25
Career: 20, Seattle 6-27-25
- TOTAL REBOUNDS
Season: 15, New York 8-25-25
Career: 15, New York 8-25-25
- DEFENSIVE REBOUNDS
Season: 11, two times
Career: 11, two times
- OFFENSIVE REBOUNDS
Season: 6, New York 8-1-25
Career: 6, New York 8-1-25
- ASSISTS
Season: 3, two times
Career: 3, two times
- BLOCKS
Season: 3, Chicago 8-13-25
Career: 3, Chicago 8-13-25
- STEALS
Season: 5, Minnesota 6-29-25
Career: 5, Minnesota 6-29-25
- FIELD GOALS
Season: 9, Seattle 6-27-25
Career: 9, Seattle 6-27-25
- FIELD GOAL ATTEMPTS
Season: 14, Seattle 6-27-25
Career: 14, Seattle 6-27-25
- 3-POINT FIELD GOALS
Season: 3, New York 8-25-25
Career: 3, New York 8-25-25
- 3-POINT FIELD GOAL ATTEMPTS
Season: 5, New York 6-1-25
Career: 5, New York 6-1-25
- FREE THROWS MADE
Season: 6, three times
Career: 6, three times
- FREE THROWS ATTEMPTED
Season: 8, Phoenix 6-18-25
Career: 8, Phoenix 6-18-25
- MINUTES
Season: 26, two times
Career: 26, two times



OLIVIA NELSON-ODODA | #10

FORWARD | 6-5 | CONNECTICUT | 8/17/2000 | 3 YRS PRO | 2022 RND 2 PICK 19 (LAS)

QUICK FACTS:

- Traded to the Sun on Jan. 2023 from the Los Angeles Sparks.
- Appeared in 37 regular season games for the Sun, averaging 3.4 points, 2.5 rebounds and 0.6 blocks per game in 2024.
- Competed with Shanxi in Women's Chinese Basketball Association (WBCA) during the 2024-25 offseason.
- All-BIG EAST First Team ('22), BIG EAST Co-Defensive Player of the Year ('21) at UConn.

GAME BY GAME STATISTICS

| DATE | OPP | MIN | FG-FGA | 3P-3PA | FT-FTA | OR | DR | TOT | AST | STL | BK | TO | PF | PTS |
|------|------|-----|--------|--------|--------|----|----|-----|-----|-----|----|----|----|-----|
| 5.18 | WAS | 24 | 5-8 | 0-0 | 8-8 | 3 | 5 | 8 | 0 | 0 | 0 | 0 | 4 | 18 |
| 5.20 | LVA | 20 | 3-7 | 0-1 | 2-2 | 2 | 1 | 3 | 2 | 0 | 1 | 2 | 3 | 8 |
| 5.23 | @MIN | 28 | 5-7 | 0-0 | 0-0 | 5 | 5 | 10 | 2 | 0 | 1 | 3 | 4 | 10 |
| 5.25 | @ATL | 21 | 4-7 | 0-0 | 3-6 | 0 | 5 | 5 | 0 | 0 | 2 | 1 | 2 | 11 |
| 5.27 | DAL | 25 | 1-5 | 0-0 | 4-6 | 2 | 3 | 5 | 3 | 2 | 0 | 0 | 1 | 6 |
| 5.30 | @IND | 28 | 2-8 | 0-0 | 4-4 | 3 | 6 | 9 | 0 | 1 | 1 | 0 | 4 | 8 |
| 6.1 | @NYL | 20 | 2-5 | 0-0 | 2-2 | 2 | 3 | 5 | 0 | 1 | 0 | 2 | 2 | 6 |
| 6.6 | ATL | 11 | 0-3 | 0-0 | 2-2 | 0 | 1 | 1 | 0 | 3 | 0 | 1 | 0 | 2 |
| 6.8 | @WAS | | | | | | | | | | | | | |
| 6.15 | CHI | 25 | 2-6 | 0-0 | 1-4 | 1 | 9 | 10 | 0 | 1 | 2 | 2 | 3 | 5 |
| 6.17 | @IND | 16 | 6-8 | 0-0 | 2-2 | 5 | 3 | 8 | 0 | 0 | 0 | 2 | 3 | 14 |
| 6.18 | PHO | 23 | 4-6 | 0-0 | 2-4 | 4 | 10 | 14 | 1 | 0 | 3 | 1 | 2 | 10 |
| 6.20 | DAL | 20 | 3-5 | 0-0 | 0-0 | 0 | 0 | 0 | 1 | 1 | 3 | 0 | 2 | 6 |
| 6.22 | @GSV | 22 | 0-5 | 0-0 | 4-6 | 1 | 5 | 6 | 3 | 0 | 5 | 1 | 5 | 4 |
| 6.25 | @LVA | 27 | 4-8 | 0-0 | 4-4 | 2 | 3 | 5 | 0 | 0 | 1 | 4 | 4 | 12 |
| 6.27 | @SEA | 27 | 5-7 | 0-0 | 2-5 | 0 | 6 | 6 | 2 | 3 | 2 | 0 | 3 | 12 |
| 6.29 | @MIN | 21 | 4-8 | 0-0 | 2-3 | 1 | 2 | 3 | 2 | 0 | 1 | 0 | 1 | 10 |
| 7.6 | LVA | 22 | 3-5 | 0-0 | 3-4 | 1 | 6 | 7 | 1 | 0 | 0 | 2 | 0 | 9 |
| 7.9 | SEA | 25 | 3-7 | 0-0 | 2-2 | 0 | 6 | 6 | 0 | 0 | 3 | 2 | 2 | 8 |
| 7.11 | @SEA | 34 | 4-5 | 0-0 | 2-2 | 2 | 6 | 8 | 1 | 1 | 2 | 0 | 1 | 10 |
| 7.13 | @LAS | 23 | 2-4 | 0-0 | 0-0 | 1 | 2 | 3 | 0 | 0 | 0 | 4 | 6 | 4 |
| 7.15 | IND | 19 | 3-9 | 0-0 | 0-0 | 4 | 1 | 5 | 1 | 1 | 0 | 1 | 3 | 6 |
| 7.24 | LAS | 29 | 7-12 | 0-0 | 3-4 | 3 | 1 | 4 | 0 | 0 | 2 | 0 | 3 | 17 |
| 7.27 | GSV | 9 | 0-0 | 0-0 | 0-0 | 0 | 0 | 0 | 0 | 0 | 1 | 1 | 6 | 0 |
| 7.28 | SEA | 24 | 4-8 | 0-0 | 2-3 | 1 | 5 | 6 | 2 | 3 | 2 | 0 | 0 | 10 |
| 8.1 | NYL | 26 | 6-8 | 0-0 | 4-6 | 2 | 2 | 4 | 1 | 1 | 3 | 2 | 2 | 16 |
| 8.3 | NYL | 18 | 3-5 | 0-0 | 2-5 | 0 | 2 | 2 | 0 | 0 | 0 | 1 | 1 | 8 |
| 8.5 | @PHO | 22 | 2-5 | 0-0 | 0-0 | 2 | 2 | 4 | 0 | 1 | 1 | 1 | 0 | 4 |
| 8.7 | @LAS | 21 | 2-3 | 0-0 | 4-6 | 3 | 3 | 6 | 1 | 0 | 1 | 2 | 3 | 8 |
| 8.10 | @LVA | 15 | 3-5 | 0-0 | 0-0 | 2 | 1 | 3 | 0 | 0 | 0 | 0 | 3 | 6 |
| 8.11 | @GSV | 30 | 5-5 | 1-1 | 1-2 | 2 | 2 | 4 | 2 | 1 | 2 | 1 | 1 | 12 |
| 8.13 | CHI | 18 | 4-4 | 0-0 | 0-2 | 2 | 1 | 3 | 2 | 3 | 2 | 1 | 2 | 8 |
| 8.17 | IND | 14 | 1-1 | 0-0 | 2-4 | 0 | 2 | 2 | 0 | 1 | 0 | 1 | 4 | 4 |
| 8.19 | @WAS | 28 | 5-11 | 0-0 | 5-6 | 2 | 7 | 9 | 4 | 0 | 1 | 0 | 3 | 15 |
| 8.21 | WAS | 18 | 3-6 | 0-0 | 2-3 | 0 | 4 | 4 | 2 | 2 | 1 | 0 | 2 | 8 |
| 8.23 | @CHI | 7 | 0-2 | 0-0 | 0-0 | 0 | 1 | 1 | 0 | 0 | 0 | 0 | 1 | 0 |
| 8.25 | @NYL | 11 | 1-4 | 0-0 | 0-0 | 1 | 1 | 2 | 0 | 1 | 0 | 1 | 1 | 2 |
| 8.27 | @DAL | 12 | 2-3 | 0-0 | 4-4 | 1 | 2 | 3 | 1 | 0 | 0 | 1 | 2 | 8 |
| 8.30 | MIN | | | | | | | | | | | | | |
| 9.1 | ATL | | | | | | | | | | | | | |
| 9.3 | @CHI | | | | | | | | | | | | | |
| 9.6 | PHO | | | | | | | | | | | | | |
| 9.8 | @ATL | | | | | | | | | | | | | |
| 9.10 | ATL | | | | | | | | | | | | | |

CAREER STATISTICS

| YEAR | TM | G-GS | MIN | FG-FGA | 3P-3PA | FT-FTA | OR | DR | TOT | AST | STL | BK | TO | PF | PTS |
|--------|-----|--------|------|---------|--------|---------|-----|-----|-----|-----|-----|-----|-----|-----|-----|
| 2022 | LAS | 30-6 | 436 | 47-84 | 0-0 | 26-37 | 34 | 54 | 88 | 11 | 9 | 24 | 30 | 77 | 120 |
| 2023 | CON | 39-0 | 584 | 65-121 | 0-0 | 46-65 | 50 | 94 | 144 | 23 | 20 | 33 | 30 | 87 | 176 |
| 2024 | CON | 37-0 | 436 | 49-99 | 0-0 | 27-41 | 30 | 63 | 93 | 8 | 14 | 21 | 29 | 63 | 125 |
| 2025 | CON | 37-21 | 800 | 113-215 | 1-2 | 78-111 | 60 | 124 | 184 | 34 | 27 | 43 | 40 | 89 | 305 |
| CAREER | | 143-27 | 2256 | 274-519 | 1-2 | 177-254 | 174 | 336 | 510 | 76 | 70 | 121 | 129 | 316 | 726 |

SEASON-CAREER HIGHS

POINTS

Season: 18, Washington 5-18-25
Career: 20, Chicago 9-10-23

TOTAL REBOUNDS

Season: 14, Phoenix 6-18-25
Career: 14, Phoenix 6-18-25

DEFENSIVE REBOUNDS

Season: 10, Phoenix 6-18-25
Career: 10, two times

OFFENSIVE REBOUNDS

Season: 5, two times
Career: 6, Indiana 8-4-23

ASSISTS

Season: 4, Washington 8-19-25
Career: 4, three times

BLOCKS

Season: 5, Golden State 6-22-25
Career: 5, Golden State 6-22-25

STEALS

Season: 3, three times
Career: 3, six times

FIELD GOALS

Season: 7, Los Angeles 7-24-25
Career: 8, Chicago 9-10-23

FIELD GOAL ATTEMPTS

Season: 12, Los Angeles 7-24-25
Career: 14, Chicago 9-19-24

3-POINT FIELD GOALS

Season: 1, Golden State 8-11-25
Career: 1, Golden State 8-11-25

3-POINT FIELD GOAL ATTEMPTS

Season: 1, two times
Career: 1, two times

FREE THROWS MADE

Season: 8, Washington 5-18-25
Career: 8, Washington 5-18-25

FREE THROWS ATTEMPTED

Season: 8, Washington 5-18-25
Career: 8, Washington 5-18-25

MINUTES

Season: 30, Golden State 8-11-25
Career: 35, Chicago 9-10-23



HALEY PETERS | #7

FORWARD | 6-3 | DUKE | 9/17/1992 | 3 YEARS PRO | UNDRAFTED

QUICK FACTS:

- Signed a training camp contract with the Connecticut Sun on February 24, 2025.
- Has seen WNBA action with the San Antonio Silver Stars (2016-17), Washington Mystics (2017) and Atlanta Dream (2019).
- Played the 2024-25 season overseas with French club, ESB Villeneuve, where she averaged 13.1 points, 7.3 rebounds and 2.3 assists per game.
- With Duke- All-ACC Second Team (2013), All-ACC Third Team (2012), 2x ACC Tournament Champion

GAME BY GAME STATISTICS

| DATE | OPP | MIN | FG-FGA | 3P-3PA | FT-FTA | OR | DR | TOT | AST | STL | BK | TO | PF | PTS |
|------|------|-----|--------|--------|--------|----|----|-----|-----|-----|----|----|----|-----|
| 5.18 | WAS | 16 | 1-6 | 0-2 | 1-2 | 2 | 2 | 4 | 1 | 0 | 0 | 3 | 5 | 3 |
| 5.20 | LVA | 11 | 2-3 | 0-0 | 0-0 | 3 | 1 | 4 | 1 | 0 | 0 | 0 | 3 | 4 |
| 5.23 | @MIN | 20 | 5-8 | 2-5 | 0-0 | 0 | 6 | 6 | 2 | 2 | 1 | 2 | 3 | 12 |
| 5.25 | @ATL | 7 | 0-0 | 0-0 | 0-0 | 0 | 0 | 0 | 0 | 0 | 0 | 0 | 0 | 0 |
| 5.27 | DAL | 16 | 0-3 | 0-1 | 3-3 | 3 | 1 | 4 | 2 | 1 | 0 | 1 | 2 | 3 |
| 5.30 | @IND | 17 | 4-4 | 0-0 | 1-1 | 1 | 1 | 2 | 0 | 2 | 0 | 3 | 3 | 9 |
| 6.1 | @NYL | 22 | 1-4 | 0-2 | 0-0 | 1 | 4 | 5 | 3 | 1 | 0 | 3 | 1 | 2 |
| 6.6 | ATL | 15 | 0-0 | 0-0 | 0-0 | 2 | 2 | 4 | 0 | 0 | 0 | 1 | 0 | 0 |
| 6.8 | @WAS | 14 | 0-1 | 0-1 | 0-0 | 0 | 0 | 0 | 0 | 1 | 0 | 0 | 0 | 0 |
| 6.15 | CHI | | | | | | | | | | | | | |
| 6.17 | @IND | 24 | 1-4 | 0-3 | 2-2 | 0 | 1 | 1 | 1 | 1 | 1 | 2 | 2 | 4 |
| 6.18 | PHO | 12 | 1-5 | 0-2 | 0-0 | 1 | 3 | 4 | 2 | 0 | 0 | 0 | 0 | 2 |
| 6.20 | DAL | 11 | 1-3 | 0-1 | 0-0 | 1 | 3 | 4 | 1 | 0 | 1 | 0 | 2 | 2 |
| 6.22 | @GSV | 13 | 1-4 | 0-0 | 0-0 | 0 | 4 | 4 | 1 | 0 | 0 | 0 | 3 | 2 |
| 6.25 | @LVA | 22 | 0-6 | 0-2 | 1-2 | 2 | 4 | 6 | 0 | 1 | 0 | 0 | 3 | 1 |
| 6.27 | @SEA | 8 | 0-1 | 0-1 | 0-0 | 0 | 0 | 0 | 1 | 0 | 0 | 0 | 0 | 0 |
| 6.29 | @MIN | 17 | 2-2 | 1-1 | 0-1 | 1 | 1 | 2 | 3 | 0 | 0 | 1 | 3 | 5 |
| 7.6 | LVA | 12 | 1-3 | 1-2 | 0-0 | 0 | 0 | 0 | 0 | 0 | 0 | 0 | 1 | 3 |
| 7.9 | SEA | 4 | 0-0 | 0-0 | 0-0 | 0 | 0 | 0 | 1 | 0 | 0 | 0 | 1 | 0 |
| 7.11 | @SEA | 5 | 0-0 | 0-0 | 0-0 | 0 | 0 | 0 | 0 | 0 | 0 | 0 | 3 | 0 |
| 7.15 | IND | 3 | 0-1 | 0-0 | 0-0 | 0 | 1 | 1 | 0 | 0 | 0 | 0 | 1 | 0 |
| 7.24 | LAS | 5 | 1-4 | 1-4 | 0-0 | 0 | 0 | 0 | 0 | 0 | 0 | 0 | 1 | 3 |
| 7.27 | GSV | 13 | 1-2 | 0-1 | 0-0 | 0 | 2 | 2 | 1 | 0 | 0 | 3 | 2 | 2 |
| 7.28 | SEA | 10 | 0-1 | 0-1 | 0-0 | 0 | 1 | 1 | 1 | 0 | 0 | 0 | 1 | 0 |
| 8.1 | NYL | | | | | | | | | | | | | |
| 8.3 | NYL | | | | | | | | | | | | | |
| 8.5 | @PHO | 11 | 0-2 | 0-1 | 0-0 | 2 | 2 | 4 | 1 | 1 | 0 | 1 | 0 | 0 |
| 8.7 | @LAS | 1 | 0-0 | 0-0 | 0-0 | 0 | 0 | 0 | 0 | 0 | 0 | 0 | 0 | 0 |
| 8.10 | @LVA | 4 | 0-1 | 0-1 | 0-0 | 0 | 0 | 0 | 0 | 0 | 0 | 0 | 2 | 0 |
| 8.11 | @GSV | 6 | 0-1 | 0-1 | 0-0 | 1 | 2 | 3 | 0 | 1 | 0 | 0 | 3 | 0 |
| 8.13 | CHI | | | | | | | | | | | | | |
| 8.17 | IND | | | | | | | | | | | | | |
| 8.19 | @WAS | | | | | | | | | | | | | |
| 8.21 | WAS | | | | | | | | | | | | | |
| 8.23 | @CHI | | | | | | | | | | | | | |
| 8.25 | @NYL | | | | | | | | | | | | | |
| 8.27 | @DAL | 3 | 0-4 | 0-2 | 0-0 | 0 | 0 | 0 | 0 | 0 | 0 | 0 | 0 | 0 |
| 8.30 | MIN | 9 | 0-2 | 0-1 | 2-2 | 3 | 3 | 6 | 0 | 0 | 0 | 0 | 0 | 2 |
| 9.1 | ATL | | | | | | | | | | | | | |
| 9.3 | @CHI | | | | | | | | | | | | | |
| 9.6 | PHO | | | | | | | | | | | | | |
| 9.8 | @ATL | | | | | | | | | | | | | |
| 9.10 | ATL | | | | | | | | | | | | | |

CAREER STATISTICS

| YEAR | TM | G-GS | MIN | FG-FGA | 3P-3PA | FT-FTA | OR | DR | TOT | AST | STL | BK | TO | PF | PTS |
|--------|-----|------|------|---------|--------|--------|----|-----|-----|-----|-----|----|----|-----|-----|
| 2016 | SAN | 34-0 | 593 | 75-215 | 18-72 | 28-37 | 16 | 62 | 78 | 27 | 12 | 7 | 28 | 64 | 196 |
| 2017 | 2TM | 4-0 | 42 | 3-9 | 3-6 | 0-0 | 0 | 3 | 3 | 1 | 0 | 0 | 4 | 6 | 9 |
| 2019 | ATL | 4-0 | 26 | 0-7 | 0-0 | 2-2 | 1 | 1 | 2 | 1 | 1 | 1 | 4 | 3 | 2 |
| 2025 | CON | 29-2 | 346 | 22-75 | 5-35 | 10-13 | 23 | 44 | 61 | 22 | 11 | 3 | 20 | 45 | 59 |
| CAREER | | 71-2 | 1009 | 100-306 | 26-115 | 40-52 | 40 | 110 | 150 | 51 | 24 | 11 | 56 | 118 | 266 |

SEASON-CAREER HIGHS

POINTS

Season: 12, Minnesota 5-23-25
Career: 19, Dallas 9-9-16

TOTAL REBOUNDS

Season: 6, three times
Career: 6, four times

DEFENSIVE REBOUNDS

Season: 6, Minnesota 5-23-25
Career: 6, two times

OFFENSIVE REBOUNDS

Season: 3, three times
Career: 3, four times

ASSISTS

Season: 3, two times
Career: 4, Dallas 9-9-16

BLOCKS

Season: 1, two times
Career: 1, ten times

STEALS

Season: 2, two times
Career: 3, Dallas 9-9-16

FIELD GOALS

Season: 5, Minnesota 5-23-25
Career: 6, two times

FIELD GOAL ATTEMPTS

Season: 8, Minnesota 5-23-25
Career: 11, three times

3-POINT FIELD GOALS

Season: 2, Minnesota 5-23-25
Career: 3, two times

3-POINT FIELD GOAL ATTEMPTS

Season: 5, Minnesota 5-23-25
Career: 5, two games

FREE THROWS MADE

Season: 3, Dallas 5-27-25
Career: 5, Dallas 9-9-16

FREE THROWS ATTEMPTED

Season: 3, Dallas 5-27-25
Career: 8, Dallas 9-9-16

MINUTES

Season: 22, two times
Career: 32, Indiana 7-1-16



SANIYA RIVERS | #22

GUARD | 6-1 | NC STATE | 3/4/2003 | ROOKIE | 2025 RND 1 PICK 8 (CON)

QUICK FACTS:

- Selected eighth overall by the Connecticut Sun in the 2025 WNBA Draft.
- Played one season at University of South Carolina (2021-2022) before transferring to NC State for her final three collegiate seasons (2022-2025).
- Accolades include: 2x All-America Honorable Mention (2024, 2025), 2x All-ACC First Team member (2024, 2025), 2x ACC All-Defensive Team member (2024, 2025), ACC Sixth Player of the Year (2023)

GAME BY GAME STATISTICS

| DATE | OPP | MIN | FG-FGA | 3P-3PA | FT-FTA | OR | DR | TOT | AST | STL | BK | TO | PF | PTS |
|------|------|-----|--------|--------|--------|----|----|-----|-----|-----|----|----|----|-----|
| 5.18 | WAS | | | | | | | | | | | | | |
| 5.20 | LVA | 25 | 3-7 | 1-2 | 4-4 | 0 | 4 | 4 | 2 | 2 | 1 | 3 | 0 | 11 |
| 5.23 | @MIN | 28 | 5-11 | 1-5 | 0-0 | 3 | 3 | 6 | 3 | 3 | 2 | 2 | 1 | 11 |
| 5.25 | @ATL | 28 | 1-5 | 0-0 | 0-0 | 1 | 1 | 2 | 3 | 0 | 0 | 2 | 2 | 2 |
| 5.27 | DAL | 21 | 3-9 | 0-3 | 2-2 | 0 | 2 | 2 | 2 | 0 | 0 | 1 | 4 | 8 |
| 5.30 | @IND | 32 | 3-6 | 3-5 | 3-4 | 0 | 2 | 2 | 6 | 0 | 0 | 0 | 1 | 12 |
| 6.1 | @NYL | 31 | 1-7 | 0-5 | 0-0 | 1 | 0 | 1 | 2 | 2 | 0 | 3 | 0 | 2 |
| 6.6 | ATL | 24 | 4-9 | 0-2 | 1-2 | 2 | 3 | 5 | 2 | 3 | 2 | 2 | 1 | 9 |
| 6.8 | @WAS | 21 | 1-6 | 0-2 | 0-0 | 0 | 0 | 0 | 2 | 2 | 1 | 3 | 3 | 2 |
| 6.15 | CHI | | | | | | | | | | | | | |
| 6.17 | @IND | 20 | 3-6 | 1-3 | 0-0 | 0 | 3 | 3 | 5 | 0 | 1 | 0 | 4 | 7 |
| 6.18 | PHO | 22 | 2-7 | 0-2 | 3-4 | 1 | 0 | 1 | 3 | 1 | 0 | 1 | 3 | 7 |
| 6.20 | DAL | 27 | 3-10 | 2-4 | 0-2 | 3 | 1 | 4 | 2 | 3 | 2 | 3 | 5 | 8 |
| 6.22 | @GSV | 32 | 1-6 | 0-3 | 0-0 | 0 | 4 | 4 | 3 | 2 | 2 | 2 | 1 | 2 |
| 6.25 | @LVA | 29 | 5-10 | 0-1 | 0-0 | 0 | 2 | 2 | 3 | 2 | 2 | 1 | 0 | 10 |
| 6.27 | @SEA | 24 | 1-6 | 0-1 | 2-3 | 0 | 1 | 1 | 6 | 2 | 2 | 3 | 2 | 4 |
| 6.29 | @MIN | 24 | 3-8 | 0-1 | 3-4 | 1 | 1 | 2 | 1 | 1 | 1 | 1 | 1 | 9 |
| 7.6 | LVA | 30 | 5-13 | 0-3 | 0-0 | 1 | 6 | 7 | 1 | 1 | 1 | 3 | 1 | 10 |
| 7.9 | SEA | 34 | 4-9 | 1-3 | 2-2 | 1 | 3 | 4 | 7 | 4 | 1 | 0 | 2 | 11 |
| 7.11 | @SEA | 34 | 4-13 | 2-5 | 2-4 | 0 | 2 | 2 | 3 | 2 | 0 | 1 | 0 | 12 |
| 7.13 | @LAS | 29 | 8-11 | 3-4 | 1-2 | 0 | 6 | 6 | 1 | 3 | 1 | 2 | 1 | 20 |
| 7.15 | IND | 29 | 4-10 | 0-3 | 0-0 | 1 | 4 | 5 | 3 | 2 | 0 | 0 | 5 | 8 |
| 7.24 | LAS | 18 | 0-1 | 0-0 | 5-6 | 1 | 1 | 2 | 1 | 0 | 1 | 1 | 2 | 5 |
| 7.27 | GSV | 23 | 2-5 | 1-3 | 0-0 | 2 | 4 | 6 | 3 | 1 | 2 | 0 | 1 | 5 |
| 7.28 | SEA | 12 | 2-7 | 1-2 | 0-0 | 0 | 0 | 0 | 1 | 0 | 0 | 2 | 0 | 5 |
| 8.1 | NYL | 15 | 2-5 | 0-1 | 1-2 | 0 | 2 | 2 | 2 | 2 | 0 | 0 | 2 | 5 |
| 8.3 | NYL | 20 | 3-5 | 1-1 | 0-0 | 0 | 1 | 1 | 4 | 2 | 0 | 1 | 2 | 7 |
| 8.5 | @PHO | 12 | 1-4 | 0-2 | 0-0 | 0 | 2 | 2 | 1 | 0 | 1 | 1 | 1 | 2 |
| 8.7 | @LAS | 21 | 3-5 | 1-2 | 0-0 | 1 | 0 | 1 | 3 | 2 | 0 | 1 | 2 | 7 |
| 8.10 | @LVA | 27 | 7-10 | 2-4 | 1-1 | 0 | 1 | 1 | 4 | 3 | 1 | 2 | 1 | 17 |
| 8.11 | @GSV | 28 | 4-7 | 1-2 | 0-0 | 0 | 5 | 5 | 1 | 2 | 1 | 1 | 0 | 9 |
| 8.13 | CHI | 31 | 3-8 | 1-2 | 1-1 | 1 | 2 | 3 | 6 | 3 | 2 | 0 | 2 | 8 |
| 8.17 | IND | 36 | 6-10 | 3-4 | 0-0 | 0 | 2 | 2 | 2 | 0 | 5 | 2 | 3 | 15 |
| 8.19 | @WAS | 25 | 6-9 | 1-3 | 4-4 | 0 | 4 | 4 | 1 | 1 | 0 | 2 | 2 | 17 |
| 8.21 | WAS | 28 | 3-10 | 1-4 | 0-0 | 1 | 0 | 1 | 4 | 1 | 1 | 1 | 1 | 7 |
| 8.23 | @CHI | 26 | 4-10 | 2-4 | 3-4 | 1 | 2 | 3 | 3 | 3 | 0 | 0 | 1 | 13 |
| 8.25 | @NYL | 18 | 1-3 | 1-2 | 0-2 | 1 | 0 | 1 | 1 | 1 | 0 | 1 | 1 | 3 |
| 8.27 | @DAL | 25 | 4-9 | 3-6 | 0-0 | 0 | 1 | 1 | 1 | 0 | 1 | 3 | 2 | 11 |
| 8.30 | MIN | 21 | 2-11 | 1-4 | 1-1 | 2 | 1 | 3 | 0 | 1 | 0 | 3 | 1 | 6 |
| 9.1 | ATL | 27 | 4-7 | 0-2 | 2-2 | 0 | 2 | 2 | 2 | 2 | 0 | 0 | 2 | 10 |
| 9.3 | @CHI | | | | | | | | | | | | | |
| 9.6 | PHO | | | | | | | | | | | | | |
| 9.8 | @ATL | | | | | | | | | | | | | |
| 9.10 | ATL | | | | | | | | | | | | | |

CAREER STATISTICS

| YEAR | TM | G-GS | MIN | FG-FGA | 3P-3PA | FT-FTA | OR | DR | TOT | AST | STL | BK | TO | PF | PTS |
|--------|-----|-------|-----|---------|--------|--------|----|----|-----|-----|-----|----|----|----|-----|
| 2025 | CON | 38-23 | 974 | 121-295 | 34-105 | 41-56 | 25 | 78 | 103 | 100 | 59 | 34 | 54 | 63 | 317 |
| CAREER | | 38-23 | 974 | 121-295 | 34-105 | 41-56 | 25 | 78 | 103 | 100 | 59 | 34 | 54 | 63 | 317 |

SEASON-CAREER HIGHS

| |
|---------------------------------|
| POINTS |
| Season: 20, Los Angeles 7-13-25 |
| Career: 20, Los Angeles 7-13-25 |
| TOTAL REBOUNDS |
| Season: 7, Las Vegas 7-6-25 |
| Career: 7, Las Vegas 7-6-25 |
| DEFENSIVE REBOUNDS |
| Season: 6, two times |
| Career: 6, two times |
| OFFENSIVE REBOUNDS |
| Season: 3, two times |
| Career: 3, two times |
| ASSISTS |
| Season: 7, Seattle 7-9-25 |
| Career: 7, Seattle 7-9-25 |
| BLOCKS |
| Season: 5, Indiana 8-17-25 |
| Career: 5, Indiana 8-17-25 |
| STEALS |
| Season: 4, Seattle 7-9-25 |
| Career: 4, Seattle 7-9-25 |
| FIELD GOALS |
| Season: 8, Los Angeles 7-13-25 |
| Career: 8, Los Angeles 7-13-25 |
| FIELD GOAL ATTEMPTS |
| Season: 13, two times |
| Career: 13, two times |
| 3-POINT FIELD GOALS |
| Season: 3, four times |
| Career: 3, four times |
| 3-POINT FIELD GOAL ATTEMPTS |
| Season: 6, Dallas 8-27-25 |
| Career: 6, Dallas 8-27-25 |
| FREE THROWS MADE |
| Season: 5, Los Angeles 7-24-25 |
| Career: 5, Los Angeles 7-24-25 |
| FREE THROWS ATTEMPTED |
| Season: 6, Los Angeles 7-24-25 |
| Career: 6, Los Angeles 7-24-25 |
| MINUTES |
| Season: 36, Indiana 8-17-25 |
| Career: 36, Indiana 8-17-25 |



MIGNA TOURÉ | #4

GUARD | 6-0 | FRANCE | 12/19/1994 | ROOKIE | UNDRAFTED

QUICK FACTS:

- Signed a seven-day contract with the Sun on July 21
- Joined the Sun after most recently competing alongside Leïla Lacan at the 2025 FIBA Women's EuroBasket for the French Women's National Team...averaged 9.7 points and 2.8 assists over six games during the tournament.
- Prior to the 2025 WNBA season, she signed a training camp contract with the Golden State Valkyries where she appeared in two preseason contests before being waived prior to the start of the regular season.
- Touré has played professionally in France since 2012 and has enjoyed great success with in the French National Team circuit, including a gold-medal finish at the 2019 FIBA 3×3 Europe Cup and a fourth-place finish with the French 3×3 team at the 2021 Tokyo Olympics.

GAME BY GAME STATISTICS

| DATE | OPP | MIN | FG-FGA | 3P-3PA | FT-FTA | OR | DR | TOT | AST | STL | BK | TO | PF | PTS |
|------|------|-----|--------|--------|--------|----|----|-----|-----|-----|----|----|----|-----|
| 7.24 | LAS | 5 | 0-2 | 0-1 | 0-0 | 0 | 0 | 0 | 0 | 0 | 0 | 1 | 2 | 0 |
| 7.27 | GSV | 4 | 0-1 | 0-0 | 0-0 | 0 | 0 | 0 | 0 | 0 | 0 | 0 | 0 | 0 |
| 7.28 | SEA | 5 | 0-1 | 0-1 | 0-0 | 0 | 0 | 0 | 0 | 1 | 0 | 1 | 1 | 0 |
| 8.1 | NYL | | | | | | | | | | | | | |
| 8.3 | NYL | 5 | 0-0 | 0-0 | 0-0 | 0 | 0 | 0 | 0 | 0 | 0 | 0 | 2 | 0 |
| 8.5 | @PHO | 7 | 1-3 | 0-2 | 0-0 | 0 | 1 | 1 | 1 | 2 | 0 | 1 | 2 | 2 |
| 8.7 | @LAS | 9 | 2-3 | 2-2 | 0-0 | 0 | 0 | 0 | 1 | 1 | 0 | 0 | 1 | 6 |
| 8.10 | @LVA | 2 | 0-0 | 0-0 | 0-0 | 0 | 0 | 0 | 0 | 0 | 0 | 0 | 0 | 0 |
| 8.11 | @GSV | 12 | 1-3 | 1-2 | 0-0 | 0 | 0 | 0 | 2 | 0 | 0 | 1 | 2 | 3 |
| 8.13 | CHI | 2 | 0-2 | 0-2 | 0-0 | 0 | 0 | 0 | 0 | 0 | 0 | 0 | 0 | 0 |
| 8.17 | IND | | | | | | | | | | | | | |
| 8.19 | @WAS | | | | | | | | | | | | | |
| 8.21 | WAS | | | | | | | | | | | | | |
| 8.23 | @CHI | 4 | 1-2 | 0-1 | 0-0 | 0 | 0 | 0 | 1 | 1 | 0 | 0 | 0 | 2 |
| 8.25 | @NYL | 2 | 0-0 | 0-0 | 0-0 | 0 | 0 | 0 | 0 | 0 | 0 | 0 | 0 | 0 |
| 8.27 | @DAL | 4 | 2-3 | 1-2 | 0-0 | 0 | 0 | 0 | 0 | 0 | 0 | 0 | 1 | 5 |
| 8.30 | MIN | 14 | 3-4 | 2-2 | 0-0 | 1 | 0 | 1 | 0 | 0 | 0 | 1 | 2 | 8 |
| 9.1 | ATL | 8 | 0-0 | 0-0 | 0-0 | 0 | 0 | 0 | 0 | 0 | 0 | 0 | 1 | 0 |
| 9.3 | @CHI | | | | | | | | | | | | | |
| 9.6 | PHO | | | | | | | | | | | | | |
| 9.8 | @ATL | | | | | | | | | | | | | |
| 9.10 | ATL | | | | | | | | | | | | | |

SEASON-CAREER HIGHS

POINTS

Season: 8, Minnesota 8-30-25
Career: 8, Minnesota 8-30-25

TOTAL REBOUNDS

Season: 1, two times
Career: 1, two times

DEFENSIVE REBOUNDS

Season: 1, Phoenix 8-5-25
Career: 1, Phoenix 8-5-25

OFFENSIVE REBOUNDS

Season: 1, Minnesota 8-30-25
Career: 1, Minnesota 8-30-25

ASSISTS

Season: 2, Golden State 8-11-25
Career: 2, Golden State 8-11-25

BLOCKS

Season:
Career:

STEALS

Season: 2, Phoenix 8-5-25
Career: 2, Phoenix 8-5-25

FIELD GOALS

Season: 3, Minnesota 8-30-25
Career: 3, Minnesota 8-30-25

FIELD GOAL ATTEMPTS

Season: 4, Minnesota 8-30-25
Career: 4, Minnesota 8-30-25

3-POINT FIELD GOALS

Season: 2, three times
Career: 2, three times

3-POINT FIELD GOAL ATTEMPTS

Season: 2, five times
Career: 2, five times

FREE THROWS MADE

Season:
Career:

FREE THROWS ATTEMPTED

Season:
Career:

MINUTES

Season: 14, Minnesota 8-30-25
Career: 14, Minnesota 8-30-25

CAREER STATISTICS

| YEAR | TM | G-GS | MIN | FG-FGA | 3P-3PA | FT-FTA | OR | DR | TOT | AST | STL | BK | TO | PF | PTS |
|--------|-----|------|-----|--------|--------|--------|----|----|-----|-----|-----|----|----|----|-----|
| 2025 | CON | 14-0 | 87 | 10-24 | 6-15 | 0-0 | 1 | 1 | 2 | 5 | 5 | 0 | 5 | 14 | 26 |
| CAREER | | 14-0 | 87 | 10-24 | 6-15 | 0-0 | 1 | 1 | 2 | 5 | 5 | 0 | 5 | 14 | 26 |

CONNECTICUT SUN 2025 HEAD SHOT CHART



**#3 MARINA
MABREY**



**#7 HALEY
PETERS**




**#8 AALIYAH
EDWARDS**



**#10 OLIVIA
NELSON-ODODA**



**#13 RAYAH
MARSHALL**




**#14 BRIA
HARTLEY**



**#15 LINDSAY
ALLEN**



**#22 SANIYA
RIVERS**




**#24 ANEESAH
MORROW**



**#28 MIGNA
TOURE**



**#31 TINA
CHARLES**



**#47 LEILA
LACAN**



**HEAD COACH
RACHID MEZIANE**



**ASSOC. HEAD COACH
RONEEKA HODGES**



**ASST. COACH
PASCAL ANGILLIS**



**ASST. COACH
ASHLEE MCGEE**