



CONNECTICUT SUN GAME NOTES

2025 SCHEDULE

DATE	OPPONENT	TIME (ET)	TV/RES
5/18	WASHINGTON	1:00PM	L 90-85
5/20	LAS VEGAS	7:00PM	L 87-62
5/23	@ MINNESOTA	7:30PM	L 76-70
5/25	@ ATLANTA	3:00PM	L 79-55
5/27	DALLAS	7:00PM	L 109-87
5/30	@ INDIANA	7:30PM	W 85-83
6/1	@ NEW YORK	3:00PM	L 100-52
6/6	ATLANTA	7:30PM	W 84-76
6/8	@ WASHINGTON	3:00PM	L 104-67
6/15	CHICAGO	12:00PM	L 78-66
6/17	@ INDIANA	7:00PM	L 88-71
6/18	PHOENIX	7:00PM	L 83-75
6/20	DALLAS	7:30PM	L 86-83
6/22	@ GOLDEN STATE	8:30PM	L 87-63
6/25	@ LAS VEGAS	10:00PM	L 85-59
6/27	@ SEATTLE	10:00PM	L 97-81
6/29	@ MINNESOTA	7:00PM	L 102-63
7/6	LAS VEGAS	4:00PM	L 86-68
7/9	SEATTLE	11:00AM	W 93-83
7/11	@ SEATTLE	10:00PM	L 79-65
7/13	@ LOS ANGELES	6:00PM	L 92-88
7/15	INDIANA	8:00PM	L 85-77
7/24	LOS ANGELES	7:00PM	L 101-86
7/27	GOLDEN STATE	1:00PM	W 95-64
7/28	SEATTLE	7:00PM	L 101-85
8/1	NEW YORK	7:30PM	W 78-62
8/3	NEW YORK	1:00PM	L 87-78
8/5	@ PHOENIX	10:00PM	NBC SB
8/7	@ LOS ANGELES	10:00PM	NBC SB
8/10	@ LAS VEGAS	9:00PM	NBC SB/NBA TV
8/11	@ GOLDEN STATE	10:00PM	NBC SB
8/13	CHICAGO	7:00PM	NBC SB
8/17	INDIANA	1:00PM	NBC SB/NBA TV
8/19	@ WASHINGTON	7:30PM	NBC SB
8/21	WASHINGTON	7:00PM	NBC SB
8/23	@ CHICAGO	4:00PM	NBC SB/CBSN
8/25	@ NEW YORK	7:00PM	NBC SB
8/27	@ DALLAS	8:00PM	NBC SB
8/30	MINNESOTA	7:00PM	NBC SB/NBA TV
9/1	ATLANTA	1:00PM	NBC SB
9/3	@ CHICAGO	8:00PM	NBC SB
9/6	PHOENIX	1:00PM	NBC SB
9/8	@ ATLANTA	7:30PM	NBC SB
9/10	ATLANTA	7:00PM	NBC SB

INJURY & STATUS REPORT

No injuries to report.

THE MATCH UP

CONNECTICUT SUN (5-22) AT PHOENIX MERCURY (17-11)

AUGUST 5, 2025 AT 10:00 PM ET/7:00 PM PT

PHX ARENA | PHOENIX, AZ

BROADCAST: NBC SPORTS BOSTON

LAST GAME'S STARTERS



#14 BRIAH HARTLEY G | 5-9 | 9 YRS CONNECTICUT

2025 AVERAGES: G/GS: 27/21 PPG: 9.6 RPG: 2.1 APG: 3.0 SPG: 0.9 BPG: 0.0 FG%: 35.5 MIN: 22.8
NOTES: Notched a season-high 25 points at LAS 7/13...signed a training camp contract with the Sun on May 11, 2025... selected by the Seattle Storm with the seventh overall pick in 2014 WNBA Draft, then traded to the Washington Mystics on draft day...returns to the Sun after appearing in three games with the team during the 2022, prior to suffering a season-ending ACL injury...has also played with Washington (2014-16), New York (2017-2019), Phoenix (2020-21) and Indiana (2022) throughout her nine-year WNBA career... competed in the 2025 Athletes Unlimited season, where she averaged 15.1 points, 4.7 rebounds and 4.3 assists per game and finished tenth overall on the league's leaderboard...2x NCAA national champion with UConn...



#3 MARINA MABREY G | 5-11 | 6 YRS NOTRE DAME

2025 AVERAGES: G/GS: 18/17 PPG: 14.2 RPG: 4.6 APG: 3.9 SPG: 0.7 BPG: 0.4 FG%: 35.3 MIN: 29.8
NOTES: Leading the team in APG, 3PM and MPG...Missed nine games with a left knee injury...Acquired by the Sun on July 17, 2024 in a mid-season trade with the Chicago Sky...appeared in 16 regular season games and seven postseason games for the team... led the Sun in scoring on five occasions during the regular season... set a new career-high in rebounds (12) and blocks (3) and eclipsed 2,000 career-point in 2024... tied her career-high with six three-point field goals on two occasions (May 30 vs. Los Angeles- with Chicago, September 10 vs. Los Angeles- with Connecticut)... competed in the inaugural season of Unrivaled during the 2024-25 offseason with Team Phantom...



#22 SANIYA RIVERS G | 5-11 | R NC STATE

2025 AVERAGES: G/GS: 25/22 PPG: 7.7 RPG: 3.0 APG: 2.8 SPG: 1.6 BPG: 0.9 FG%: 38.40 MIN: 25.7
NOTES: Notched a career-high 20 points against LAS on 7/13...Drafted 8th overall in the 2025 WNBA Draft by the Sun out of North Carolina State University...missed the Sun's first contest due to personal reasons... made her WNBA debut vs. Las Vegas on May 20 and tallied 11 points, four rebounds, two assists, two steals and one block... played her freshman season at the University of South Carolina before transferring to NC State for her last three seasons...averaged 11.9 points, 6.6 rebounds and a team-best 3.8 assists per game during her senior season...has picked up All-America Honorable Mention (2024, 25), All-ACC First Team (2024, 25), ACC All-Defensive Team (2024, 25) and ACC Sixth Player of the Year (2023) honors...



#24 ANEESAH MORROW F | 6-1 | R LSU

2025 AVERAGES: G/GS: 24/6 PPG: 7.4 RPG: 5.7 APG: 0.5 SPG: 0.7 BPG: 0.4 FG%: 38.9 MIN: 16.5
NOTES: Made her first WNBA start on 6/22 at Golden State...Recorded a career-high 20 points against Seattle on June 27...has led the Sun in scoring on five occasions...Drafted 7th overall in the 2025 WNBA Draft by the Sun out of LSU... played her freshman and sophomore seasons at DePaul University before transferring to LSU for her last two seasons...during her senior season she led LSU with 18.7 points per game and led the NCAA with 13.5 rebounds per game, marking the second time in career doing so (13.8 rpg as a freshman in 2021-22)...set an LSU single season record with 1,211 minutes played in 2024-25... second all-time in double-doubles (104), third all-time in rebounds (1,714) and 25th all-time in scoring (2,852) in NCAA D1 history



#31 TINA CHARLES C | 6-4 | 13 YRS CONNECTICUT

2025 AVERAGES: G/GS: 27/26 PPG: 16.1 RPG: 5.8 APG: 1.7 SPG: 0.9 BPG: 0.3 FG%: 41.6 MIN: 28.6
NOTES: Hit 1,000 career-assists on 7/28 vs. GSV...Hit 8,000 career-points on 7/11 at SEA...has led the team in scoring on 14 occasions and rebounding 8 times...moved into 4th all-time in reb. in Sun history on 6/6 vs. ATL... Signed with the Sun as a free agent on February 2, 2025...drafted by CON with the No. 1 overall pick in the 2010 WNBA Draft...moved into 1st all-time in rebounds (4,014) and 2nd all-time in scoring (7,698) in WNBA history in 2024...8x WNBA All-Star...5x All-WNBA First Team...4x All-WNBA Second Team...2012 WNBA Most Valuable Player...2010 WNBA Rookie of the Year...3x Olympic Gold Medalist...2x NCAA National Champion

TEAM BREAKDOWN

	MPG	PPG	ORB	DRB	RPG	APG	SPG	BPG	FG%	3P%	FT%	TO	PF
SUN	40.0	74.9	8.1	23.1	31.2	16.9	7.8	3.8	40.4	30.1	80.8	13.9	20.3
OPPS	40.0	87.0	9.0	27.1	36.1	21.4	7.9	4.0	46.5	34.1	79.4	14.0	18.4

2025 SUN RECORD BREAKDOWN

	RECORD	HOME	AWAY	OVERTIME
OVERALL	5-22	4-11	1-11	0-0
EASTERN	3-8	2-4	1-4	0-0
WESTERN	2-14	2-7	0-7	0-0

2025 CONNECTICUT SUN ROSTER

ALPHABETICAL ROSTER

NO.	NAME	POS	HT	DOB	EXP	COLLEGE/FROM
15	Lindsay Allen	G	5-8	3/20/95	7	Notre Dame/USA
31	Tina Charles	C	6-4	12/5/88	13	Connecticut/USA
14	Bria Hartley	G	5-9	9/30/92	9	Connecticut/USA
47	Leila Lacan	G	5-11	6/2/04	R	France
3	Marina Mabrey	G	5-11	9/14/96	6	Notre Dame/USA
13	Rayah Marshall	C	6-4	11/15/03	R	USC/USA
24	Aneesah Morrow	F	6-1	2/2/03	R	LSU/USA
10	Olivia Nelson-Ododa	C	6-5	8/17/00	3	Connecticut/USA
7	Haley Peters	F	6-3	9/17/92	3	Duke/USA
22	Saniya Rivers	G	6-1	3/4/03	R	NC State/USA
4	Jacy Sheldon	G	5-10	8/23/00	1	Ohio State/USA
28	Migna Touré	G	6-0	12/19/94	R	France

NUMERICAL ROSTER

NO.	NAME	POS	HT	DOB	EXP	COLLEGE/FROM
3	Marina Mabrey	G	5-11	9/14/96	6	Notre Dame/USA
4	Jacy Sheldon	G	5-10	8/23/00	1	Ohio State/USA
7	Haley Peters	F	6-3	9/17/92	3	Duke/USA
10	Olivia Nelson-Ododa	C	6-5	8/17/00	3	Connecticut/USA
13	Rayah Marshall	C	6-4	11/15/03	R	USC/USA
14	Bria Hartley	G	5-9	9/30/92	9	Connecticut/USA
15	Lindsay Allen	G	5-8	3/20/95	7	Notre Dame/USA
22	Saniya Rivers	G	6-1	3/4/03	R	NC State/USA
24	Aneesah Morrow	F	6-1	2/2/03	R	LSU/USA
28	Migna Touré	G	6-0	12/19/94	R	France
31	Tina Charles	C	6-4	12/5/88	13	Connecticut/USA
47	Leila Lacan	G	5-11	6/2/04	R	France

2025 CONNECTICUT SUN ROSTER

PLAYER PRONUNCIATION GUIDE

PLAYER NAME	PRONUNCIATION GUIDE
Lindsay Allen	Lindsay Allen
Tina Charles	[Tee-nuh] Charles
Bria Hartley	[Bree-uh] [Hart-lee]
Leila Lacan	[Lay-la] [Luh-cahn]
Marina Mabrey	Marina [May-bree]
Rayah Marshall	[Raye-uh] Marshall
Aneesah Morrow	[ah-knee-sah] [more-oh]
Olivia Nelson-Ododa	Olivia Nelson-[uh-dough-duh]
Hayley Peters	[Hay-lee] Peters
Saniya Rivers	[suh-nye-uh] Rivers
Jacy Sheldon	[Jay-cee] Sheldon
Migna Touré	[Ming-yuh] [Tour-aye]

COACHING AND SUPPORT STAFF

POSITION	NAME	PRONUNCIATION GUIDE
General Manager	Morgan Tuck	
Chief Basketball Strategist	Darius Taylor	
Head Coach	Rachid Meziane	[Rah-sheed] [Mez-ee-on]
Associate Head Coach	Roneeka Hodges	[Ruh-knee-kah] [Hawd-jes]
Assistant Coach	Pascal Angillis	Pascal [ahn-gee-lease]
Assistant Coach	Ashlee McGee	Ashlee [Mc-ghee]
Head of Player Development	Chaz Franklin	
Player Development Coach	Bak Sawi	[Bock] [Sah-wee]
Player Development/Video Coordinator	Kevin Owens	
Manager of Basketball Operations	Kristina Beauchais	Kristina [Bow-shay]
Head Athletic Trainer	Ryan Newton	
Strength and Conditioning Coach	Analisse Rios	[ah-nah-lease] [ree-os]
Manager of Basketball Development	Kristen Mann	
Basketball Development Intern	Shavonte Zellous	[Sha-von-tay] [Zell-us]
Equipment Manager	Emily Fedor	Emily [Fuh-door]

PHOENIX MERCURY ROSTER

NO.	NAME	POS	HT	WT	DOB	EXP	FROM
0	Satou Sabally	F	6-4	175	April 25, 1998	5	Oregon
1	Lexi Held	G	5-10	150	December 28, 1999	R	DePaul
2	Kahleah Copper	G-F	6-1	165	August 28, 1999	9	Rutgers
4	Natasha Mack	F	6-3	182	November 3, 1997	2	Oklahoma State
8	Monique Akoa Makani	G	5-11	--	February 4, 2001	R	Cameroon
9	Kitija Laksa	G	6-1	--	May 21, 1996	R	South Florida
14	DeWanna Bonner	G-F	6-4	140	August 21, 1987	15	Auburn
21	Kalani Brown	C	6-7	245	March 21, 1997	5	Baylor
24	Kathryn Westbeld	F	6-3	--	January 29, 1996	R	Notre Dame
25	Alyssa Thomas	F	6-2	203	April 12, 1992	11	Maryland
33	Sami Whitcomb	G	5-10	149	July 20, 1988	8	Washington

Head Coach- Nate Tibbetts
Associate Head Coach- Kristi Toliver
Assistant Coaches- Michael Joiner, Megan Vogel

PHOENIX MERCURY LEADERS



POINTS

Satou Sabally
17.2 PPG
Forward



REBOUNDS

Alyssa Thomas
8.4 RPG
Forward



ASSISTS

Alyssa Thomas
9.0 APG
Forward

CONNECTICUT SUN VS. OPPONENT

All-Time Regular Season Series (streak): 33-25 (L1)		Regular Season Series History vs. Opponent:	
• Last Win:	9/13/24: 88-69 (@PHO)	Most points scored, CON (team):	109 (7/6/07)
• Last Loss:	6/18/25: 83-75 (@CON)	Fewest points scored, CON (team):	58 (5/22/04)
Home (streak): 21-8 (L1)		Most points scored, PHO (team):	111 (7/6/07)
• Last Win:	7/14/24: 96-69	Fewest points scored, PHO (team):	47 (5/28/24)
• Last Loss:	6/18/25: 83-75	Largest margin of victory:	+28 (8/20/17)
Away (streak): 12-17 (W2)		Largest margin of defeat:	-21 (6/18/08)
• Last Win:	9/13/24: 88-69	Most points scored, CON (ind):	32, DeWanna Bonner (9/9/20)
• Last Loss:	8/10/23: 90-84	Most points scored, PHO (ind):	35, DeWanna Bonner (9/7/12)
Overtime: 2-2			35, Diana Taurasi (6/16/06)
Playoffs: 0-2			

2025 REGULAR SEASON VS. OPPONENT

GAME	RESULT	CON LEADING SCORER	CON LEADING REB.	PHO LEADING SCORER	PHO LEADING REB.
6/18 vs. PHO	L, 83-75	Aneesah Morrow, 16	Olivia Nelson-Ododa, 14	Thomas/Held, 14	Satou Sabally, 15
8/5 @ PHO					
9/6 vs. PHO					

2024 REGULAR SEASON VS. OPPONENT

GAME	RESULT	CON LEADING SCORER	CON LEADING REB.	PHO LEADING SCORER	PHO LEADING REB.
5/28 vs. PHO	W, 70-47	DeWanna Bonner, 19	DiJonai Carrington, 10	Natasha Cloud, 9	Sophie Cunningham, 9
7/1 @ PHO	W, 83-72	Brionna Jones, 18	Alyssa Thomas, 12	Brittney Griner/ Kahleah Copper, 21	Kahleah Copper, 6
7/14 vs. PHO	W, 96-69	Rachel Banham, 24	DiJonai Carrington, 11	Kahleah Copper, 17	Brittney Griner, 9
9/13 @ PHO	W, 88-69	Brionna Jones, 20	DiJonai Carrington, 9 Brionna Jones, 9	Brittney Griner, 26	Brittney Griner, 9

THE LATEST ON THE SUN STORY LINES

LAST TIME OUT AGAINST MERCURY

Last time out against the Mercury, the Sun fell in a close contest, 83-75, at home. Rookie forward Aneeshah Morrow tallied a then career-high 16 points, nine rebounds, one assist and three steals in 23 minutes off the bench in the game. Jacy Sheldon added 13 points and one assist and Olivia Nelson-Ododa chipped in a double-double with 10 points and a career-high 14 rebounds. The loss marked the Sun's first "home" loss to the Mercury since September 9, 2020 when they fell 100-95 during the Covid-19 "bubble" season in Florida. The last time Phoenix won a regular season contest in Uncasville was August 27, 2015, 81-80.

BOSTON RECAP

In their final game prior to the WNBA All-Star Break on Tuesday, July 15, the Sun hosted their second-annual "Boston Game" at the historic TD Garden against the Indiana Fever. Connecticut fell in a close contest with Indiana, 85-77. The two teams played in front of a sold-out crowd, with 19,156 tickets sold, marking the third sell out of the 2025 season for the Sun, the third highest attendance to a WNBA game this season to date, and the second largest number of tickets sold to a Connecticut Sun game in the franchise's history. The Commonwealth of Massachusetts officially proclaimed July 15, 2025 to be 'WNBA Day in Boston' with Massachusetts Governor Maura Healey signing the official proclamation.

BRIA STEPPING UP

Veteran guard Bria Hartley has been stepping up offensively for the Sun in the month of July. Hartley went for a season-high 25 points against the Sparks on July 13. She finished 7/17 from the floor and hit four threes in the effort. It marks her first 20+ points outing since August 21, 2020 and her seventh 20+ performance of her career. In the month of July, Hartley has averaged 14.1 points per game, good for second on the team behind Tina Charles. She has finished with 10+ points in six of the Sun's last seven contests.

MAKING STRIDES IN YEAR FOUR

Olivia Nelson-Ododa is making strides during her fourth year in the WNBA as one of two returners from the Sun's 2024 season squad. The 6-4 forward-center has started in 20 of her 25 contests played and is averaging career-bests of 8.9 points, 5.5 rebounds, 0.9 assists and a team-best 1.3 blocks per game. She also reached a new career-high with five blocks on 6/22 vs. Golden State. On June 29 at Minnesota, Nelson-Ododa eclipsed 100 blocks in her WNBA career, achieving the milestone in just 122 regular season games. She has also finished in double-digit scoring in 12 games this season, the most in her career.

MABREY RETURNS

Sixth-year guard **Marina Mabrey** returned to the court on Thursday night for the Sun after missing the nine previous games with a left knee injury sustained on June 20 vs. Dallas. Mabrey finished with seven points in 25 minutes off the bench. Prior to her injury, Mabrey was averaging a career-high 15.2 points and 5.0 rebounds per game. She also is leading the Sun in assists per game (4.0), three-point field goals made per game (2.1) and minutes played per game (29.5).

WELCOME TO CT, MIGNA

On Monday, July 21, the Sun signed Mamignan "Migna" Touré to a seven-day contract. Touré, a native of Nevers, France, joins Connecticut after most recently competing alongside Sun rookie guard Leila Lacan at the 2025 FIBA Women's EuroBasket for the French Women's National Team. The 6-0 shooting guard averaged 9.7 points and 2.8 assists over six games during the tournament. Prior to the 2025 WNBA season, Touré signed a training camp contract with the Golden State Valkyries where she appeared in two preseason contests before being waived prior to the start of the regular season.

TINA LEADING THE WAY

14-year league veteran center Tina Charles is hitting major milestones and making her presence known this season for the Sun. Charles tied Rebekkah Brunson for first all-time in WNBA history in offensive rebounds on Thursday, July 24 vs. Los Angeles (1166). She also hit 8,000 points in her WNBA career on Friday, July 11 against Seattle and hit 1,000 assists against Golden State on July 28. She is now the only player in WNBA history with at least 8,000 points, 4,000 rebounds and 1,000 assists. Charles has many other milestones on the horizon this season. She is currently:

- **82** field goals from 1st all-time in WNBA history
- **67** rebounds from 3rd all-time in Sun history

Charles has led the Sun in scoring in 14 of their 27 games this regular season, going for 20+ points ten times this year. She has also reclaimed the spot for most double-doubles in Connecticut Sun franchise history, after Alyssa Thomas surpassed her original tally a season-ago. She now has 85 double-doubles in a Sun uniform and a league-best 199 in her career.

In the Sun's 95-64 win over the Valkyries on Jul7 27, Charles recorded a +/- of +39. The stat marks the highest +/- for a player who did not play more than 19 minutes in the game in WNBA history. She finished with a team-high 24 points in just 18:41 minutes of action in the win.

THE LATEST ON THE SUN STORY LINES

ROOKIES HEATING UP

Rookie forward and the Sun's 2025 No. 7 overall draft pick **Aneesah Morrow** has seen much improvement from the beginning of the 2025 season. Morrow has finished in double-digits seven times, led the team in scoring on five occasions and has averaged 7.4 points and 5.7 rebounds in 16.5 minutes per game this season. She notched a career-high 20 points and 11 rebounds against Seattle on June 27 and followed up that performance with 16 points and 11 rebounds against Minnesota on June 29, recording her first two double-doubles in the WNBA. In the Sun's game against the Indiana Fever on July 15, Morrow grabbed a career-high 12 rebounds, going for her third game this season with 10+ rebounds.

Rookie guard and the Sun's 2025 No. 8 overall pick **Saniya Rivers** has also been making strides through her first year in the pros. The 6-1 guard out of NC State has appeared in 24 contests for the Sun, starting in 21. Out of WNBA rookies this seasons, Rivers is currently 8th in points per game (7.7) and second in assists per game (2.8) and third in steals per game (1.6). She currently leads the team in steals per game and has led the team in steals on 12 occasions, blocks on nine occasions and assists six times. On May 24 against Minnesota, Rivers became the first rookie to record at least 11 points, 3 offensive rebounds, 3 assists, 3 steals and 2 blocks in a regular season contest since Nicky Anosike on July 24, 2008. Rivers has recorded a steal in 16 games this season, including five games with 3+ steals.

The Sun's 10th overall pick in the 2024 WNBA Draft, 21-year old French guard **Leila Lacan**, officially joined the Sun after being set active by the team on July 2, with the corresponding waive of rookie center Kariata Diaby. Lacan has spent the last few seasons playing overseas in France, most recently helping the French National Team to a fourth-place finish at the 2025 FIBA EuroBasket Tournament in June, averaging 5.5 points, 2.8 rebounds, 2.7 assists, 1.0 steals and 0.5 blocks over six games. She made her WNBA debut on 7/6 vs. Las Vegas finishing with five points and one assist. She notched a career-high 19 points, along with one rebound, one assist and three steals in 24 minutes played off the bench in the Sun's 85-77 loss to the Fever on July 15.

SHELDON'S SOPHOMORE SEASON

Second-year guard Jacy Sheldon joins the Sun first the first time this season, after being acquired by the team via trade in February. The 5-10 guard out of Ohio State is averaging career-highs in points, minutes played, steals, field goals made and three-point field goals

made this season. Sheldon has started in 17 of the Sun's 27 regular season games and has finished in double-digits scoring on 12 occasions. She finished one-point shy of her career-high with a 16-point performance in the Sun's win over Seattle on July 9. Sheldon also recorded a new career-high with four steals against the Dallas Wings on May 27.

THEME NIGHTS AHEAD

The Sun have a plethora of themed games following the WNBA All-Star Break, beginning with the organization's annual **Indigenous Peoples' Game** on Sunday, July 27 against the Golden State Valkyries presented by Yale New Haven Health. Tribal leadership will perform a blessing and welcome the newest WNBA expansion team to Mohegan Sun Arena for the first time ever. On August 1 against the New York Liberty, the Sun will host **Wicked Night**, where former Broadway Wicked cast members will perform the national anthem, and one lucky fan will win two tickets to see Wicked on Broadway, along with round trip limo transportation to/from Mohegan Sun. August closes with **Women of Inspiration Night** presented by Post University on Saturday, August 30 against the Minnesota Lynx. This night will be an opportunity for the Sun to honor exceptional women that have made strides and a difference in their fields and industries.

BIENVENUE RACHID MEZIANE

On December 4, 2024, the Connecticut Sun announced **Rachid Meziane** as the franchise's seventh head coach. Meziane, a native of Clermont-Ferrand, France, brings a wealth of basketball knowledge to Connecticut, having enjoyed great success as a head coach in the French women's basketball sphere, as well as a head coach for Belgium Women's Basketball in FIBA competition. Prior to joining the Sun, Meziane was the head coach for successful French women's basketball club, Villeneuve d'Ascq, where he most recently led the team to a Ligue Feminine de Basketball (LFB) Championship and a Euro-League runner up finish during the 2023-24 season.

Meziane has also found immense achievement on the international basketball stage, having served as the Belgium Women's Basketball National Team Head Coach since November 2022. Meziane led Belgium to it's first-ever FIBA European Women's Championship (EuroBasket) Gold Medal in 2023. Meziane also led the Belgian Women's National team to an impressive fourth place finish at the 2024 Paris Olympics, falling just short to Australia in the bronze medal game.

THE OPPONENT

SUN VS. OPPONENT LATEST BOX SCORE

WOMEN'S NATIONAL BASKETBALL ASSOCIATION

OFFICIAL SCORER'S REPORT
FINAL BOX

Sunday, August 3, 2025 Mohegan Sun Arena, Uncasville, CT

Officials: #7 Angelica Suffren, #6 Charles Watson, #44 Sarah Williams

Game Duration: 2:03

Attendance: 8747

VISITOR: New York Liberty (18-10)

	POS	MIN	FG	FGA	3P	3PA	FT	FTA	OR	DR	TOT	A	PF	ST	TO	BS	+/-	PTS
13 Leonie Fiebich	F	30:19	1	3	0	2	3	4	0	4	4	2	3	1	2	0	4	5
33 Emma Meesseman	F	17:18	3	7	0	0	5	5	1	1	2	3	3	0	1	1	6	11
35 Jonquel Jones	C	31:03	8	13	1	4	4	5	0	9	9	4	3	2	5	1	4	21
20 Sabrina Ionescu	G	36:59	14	22	1	3	7	7	3	8	11	4	0	1	7	0	7	36
9 Natasha Cloud	G	29:52	1	7	1	3	0	0	0	5	5	4	4	0	4	0	7	3
23 Marine Johannès		16:53	1	3	1	3	0	0	1	0	1	1	1	0	0	0	2	3
6 Stephanie Talbot		09:11	0	0	0	0	0	0	1	0	1	4	2	0	0	0	3	0
7 Rebekah Gardner		21:37	2	4	0	2	2	2	1	1	2	1	2	2	1	1	5	6
21 Isabelle Harrison		06:48	1	3	0	0	0	0	0	0	0	1	2	1	0	0	7	2
22 Kennedy Burke	DND - Injury/Illness - Right Calf																	
8 Nyara Sabally	NWT - Injury/Illness - Right Knee																	
30 Breanna Stewart	NWT - Injury/Illness - Right Knee																	
		200:00	31	62	4	17	21	23	7	28	35	24	20	7	20	3	9	87
			50%		23.5%		91.3%		TM REB: 7			TOT TO: 22 (14 PTS)						

HOME: CONNECTICUT SUN (5-22)

	POS	MIN	FG	FGA	3P	3PA	FT	FTA	OR	DR	TOT	A	PF	ST	TO	BS	+/-	PTS	
22 Saniya Rivers	F	20:48	3	5	1	1	0	0	0	1	1	4	2	2	1	0	1	7	
24 Aneesah Morrow	F	26:56	5	11	0	3	6	6	1	8	9	0	2	1	1	2	-1	16	
31 Tina Charles	C	34:21	6	15	1	3	4	4	1	7	8	2	3	0	3	0	-10	17	
3 Marina Mabrey	G	29:32	3	12	1	7	3	3	2	1	3	2	4	1	2	0	3	10	
14 Bria Hartley	G	22:04	4	10	2	5	2	4	0	3	3	4	2	2	2	0	2	12	
4 Jacy Sheldon		18:00	2	4	0	1	0	0	0	0	0	1	1	3	0	0	-8	4	
47 Leïla Lacan		15:54	2	5	0	2	0	0	2	0	2	1	3	3	2	0	-11	4	
10 Olivia Nelson-Ododa		18:43	3	5	0	0	2	5	0	2	2	0	1	0	1	0	-7	8	
15 Lindsay Allen		07:52	0	1	0	1	0	0	0	0	0	0	2	0	1	0	-9	0	
28 Mamignan Touré		05:50	0	0	0	0	0	0	0	0	0	0	2	0	0	0	-5	0	
13 Rayah Marshall	DNP - Coach's Decision																		
7 Haley Peters	DNP - Coach's Decision																		
			200:00	28	68	5	23	17	22	6	22	28	14	22	12	13	2	-9	78
				41.2%		21.7%		77.3%		TM REB: 8								TOT TO: 15 (19 PTS)	

SCORE BY PERIOD	1	2	3	4	FINAL
Liberty	25	20	21	21	87
SUN	19	19	19	21	78

Inactive: Liberty -

Inactive: Sun -

Points in the Paint: Liberty 40 (20/32), SUN 40 (20/37) Biggest Lead: Liberty 17, SUN 3

2nd Chance Points: Liberty 12 (5/7), SUN 8 (4/8) Lead Changes: 4

Fast Break Points: Liberty 10 (4/6), SUN 17 (8/12) Times Tied: 7

Flagrant Fouls

Liberty (0): NONE

SUN (1): 7:51 3rd Hartley-FLG1

CONNECTICUT SUN REGULAR SEASON STATISTICS

Through August 03 (5-22)

CONNECTICUT SUN

2025 REGULAR SEASON STATISTICS

PLAYER	--FIELD GOALS--										-3-POINT		FG--		-FREE THROWS--			--REBOUNDS--			AST	PF	DQ	STL	TO	BLK	PTS	AVG
	G	GS	MIN	FG	FGA	PCT	FG	FGA	PCT	FT	FTA	PCT	OFF	DEF	TOT													
Charles	27	26	773	155	373	.416	7	27	.259	118	135	.874	42	114	156	47	49	0	23	61	9	435	16.1					
Mabrey	18	17	536	90	255	.353	37	136	.272	39	45	.867	10	72	82	72	58	1	13	54	8	256	14.2					
Hartley	27	21	615	78	220	.355	42	114	.368	60	74	.811	6	50	56	82	68	0	24	49	0	258	9.6					
Nelson-Ododa	26	20	598	85	166	.512	0	1	.000	60	84	.714	45	98	143	22	67	2	18	32	35	230	8.8					
Lacan	10	1	231	34	71	.479	6	26	.231	14	15	.933	8	17	25	24	31	0	19	17	1	88	8.8					
Rivers	25	22	643	73	192	.380	17	64	.266	29	41	.707	18	56	74	71	44	0	40	37	22	192	7.7					
Sheldon	27	17	655	77	162	.475	34	81	.420	16	18	.889	20	30	50	53	65	1	26	30	6	204	7.6					
Morrow	24	6	395	63	162	.389	9	39	.231	43	53	.811	41	96	137	13	50	0	17	29	10	178	7.4					
Brown	10	0	131	14	37	.378	8	18	.444	1	2	.500	4	8	12	1	17	0	5	2	37	3.7						
Peters	23	2	310	22	65	.338	5	29	.172	8	11	.727	17	37	54	21	40	0	9	19	3	57	2.5					
Allen	20	3	262	15	41	.366	2	13	.154	9	11	.818	0	13	13	41	22	0	6	22	4	41	2.1					
Diaby	13	0	103	7	14	.500	0	0	---	11	14	.786	3	10	13	5	19	0	6	12	1	25	1.9					
Marshall	10	0	64	7	18	.389	0	1	.000	4	7	.571	5	14	19	3	6	0	1	5	1	18	1.8					
Parks	6	0	63	1	5	.200	0	4	.000	0	0	---	1	8	9	2	7	0	2	1	0	2	0.3					
Toure	4	0	22	0	4	.000	0	2	.000	0	0	---	0	0	0	0	5	0	1	2	0	0	0.0					
SUN	27	-	5400	721	1785	.404	167	555	.301	412	510	.808	220	623	843	457	548	4	210	396	102	2021	74.9					
OPPONENTS	27	-	5400	820	1765	.465	227	665	.341	483	608	.794	243	733	976	579	496	2	214	406	108	2350	87.0					

PLAYER	-- SINGLE-GAME HIGHS --							AVERAGE PER GAME							-CAREER HIGHS (C=SET, T=TIED THIS SEASON)-						
	MIN	REB	AST	ST	TO	BL	PTS	MIN	REB	AST	STL	TO	BLK	PTS	FG	FGA	FT	FTA	REB	AST	PTS
Charles	36	11	3	3	11	2	29	28.6	5.8	1.7	0.85	2.3	0.33	16.1	14	30	19	24	23	10	36
Mabrey	39	10	8	3	6	2	34	29.8	4.6	4.0	0.72	3.0	0.44	14.2	14	22T	13	14	12	10	36
Hartley	33	5	6	2	4	0	25	22.8	2.1	3.0	0.89	1.8	0.00	9.6	11	18	8	8T	6	9	27
Nelson-Ododa	34	14	3	3	4	5	18	23.0	5.5	0.8	0.69	1.2	1.35	8.8	8	14	8C	8C	14C	4	20
Lacan	32	7	6	6	4	1	19	23.1	2.5	2.4	1.90	1.7	0.10	8.8	8C	13C	4C	4C	7C	6C	19C
Rivers	35	7	7	4	3	2	20	25.7	3.0	2.8	1.60	1.5	0.88	7.7	8C	13C	5C	6C	7C	7C	20C
Sheldon	33	5	7	4	4	1	16	24.2	1.9	2.0	0.96	1.1	0.22	7.6	6T	12	4	4	6	8	17
Morrow	27	12	3	5	4	2	20	16.4	5.7	0.5	0.71	1.2	0.42	7.4	9C	14C	6C	8C	12C	3C	20C
Brown	21	2	1	2	1	1	13	13.1	1.2	0.1	0.50	0.5	0.20	3.7	6	9	1T	2T	6	3	15
Peters	25	6	3	2	3	1	12	13.5	2.3	0.9	0.39	0.8	0.13	2.5	6	11	5	8	6T	4	19
Allen	24	2	8	2	3	2	7	13.1	0.7	2.1	0.30	1.1	0.20	2.1	9	19	9	10	6	10	26
Diaby	18	3	2	1	2	1	5	8.0	1.0	0.4	0.46	0.9	0.08	1.9	2C	3C	3C	4C	3C	2C	5C
Marshall	11	6	2	1	2	1	5	6.4	1.9	0.3	0.10	0.5	0.10	1.8	2C	4C	1C	2C	6C	2C	5C
Parks	20	3	2	1	1	0	2	10.5	1.5	0.3	0.33	0.2	0.00	0.3	5	9	3	3	6	3	14
Toure	6	0	0	1	1	0	0	5.5	0.0	0.0	0.25	0.5	0.00	0.0	0	2C	0	0	0	0	0
SUN	40	42	22	14	23	10	95	200.0	31.2	16.9	7.78	14.7	3.78	74.9	46	96	35	47	55	30	110
OPPONENTS	40	52	30	13	24	8	109	200.0	36.1	21.4	7.93	15.0	4.00	87.0	43	96	33	44	62	35	111

PHOENIX MERCURY REGULAR SEASON STATISTICS

Through August 03 (17-11)

PHOENIX MERCURY

2025 REGULAR SEASON STATISTICS

PLAYER	--FIELD GOALS--										-3-POINT			FG--			-FREE THROWS--			--REBOUNDS--			AST	PF	DQ	STL	TO	BLK	PTS	AVG
	G	GS	MIN	FG	FGA	PCT	FG	FGA	PCT	FT	FTA	PCT	OFF	DEF	TOT															
Sabally	23	23	616	128	334	.383	37	131	.282	103	127	.811	32	121	153	55	76	1	30	48	9	396	17.2							
Copper	12	12	301	63	140	.450	24	53	.453	46	55	.836	5	29	34	18	34	0	14	31	2	196	16.3							
Thomas	23	23	720	152	287	.530	0	4	.000	63	92	.685	41	153	194	207	51	0	33	79	12	367	16.0							
Whitcomb	27	18	688	94	237	.397	56	163	.344	32	38	.842	13	67	80	75	54	1	22	42	5	276	10.2							
Akoo-Makani	26	26	554	79	176	.449	33	77	.429	28	30	.933	19	35	54	71	68	1	25	37	2	219	8.4							
Bonner (TOT)	18	4	411	47	120	.392	17	51	.333	39	47	.830	11	61	72	24	22	0	15	14	4	150	8.3							
Bonner (PHO)	9	1	218	28	65	.431	8	26	.308	22	28	.786	7	31	38	10	9	0	4	4	3	86	9.6							
Held	20	0	370	50	135	.370	24	77	.312	18	22	.818	11	20	31	27	31	0	22	21	5	142	7.1							
Laksa	27	5	568	63	169	.373	36	112	.321	20	26	.769	11	24	35	19	40	0	12	16	5	182	6.7							
Westbeld	27	24	568	59	159	.371	31	96	.323	16	20	.800	19	58	77	33	51	0	27	17	19	165	6.1							
Brown	23	1	313	52	83	.627	2	7	.286	21	27	.778	31	70	101	14	41	0	7	21	15	127	5.5							
Williams	6	0	69	12	24	.500	5	14	.357	1	2	.500	0	7	7	7	2	0	1	1	0	30	5.0							
Mack	18	7	308	35	58	.603	0	3	.000	13	23	.565	34	65	99	16	36	0	23	9	27	83	4.6							
Musa	12	0	122	16	35	.457	1	2	.500	7	11	.636	18	13	31	7	17	0	4	7	2	40	3.3							
McConnell	1	0	13	1	4	.250	1	2	.500	0	0	---	1	0	1	3	1	0	1	0	0	3	3.0							
H. Jones	4	0	48	4	12	.333	1	2	.500	0	0	---	2	6	8	4	4	0	1	2	1	9	2.3							
Prince	1	0	22	1	3	.333	0	1	.000	0	0	---	0	8	8	1	1	0	0	3	0	2	2.0							
Uzun	7	0	102	3	14	.214	1	8	.125	4	6	.667	0	6	6	14	9	0	4	10	3	11	1.6							
MERCURY	28	-	5600	840	1935	.434	260	778	.334	394	507	.777	244	713	957	581	525	3	230	379	110	2334	83.4							
OPPONENTS	28	-	5600	787	1838	.428	232	682	.340	459	563	.815	228	765	993	560	477	1	192	458	104	2265	80.9							

PLAYER	-- SINGLE-GAME HIGHS --							AVERAGE PER GAME							-CAREER HIGHS (C=SET, T=TIED THIS SEASON)-						
	MIN	REB	AST	ST	TO	BL	PTS	MIN	REB	AST	STL	TO	BLK	PTS	FG	FGA	FT	FTA	REB	AST	PTS
Sabally	33	15	6	4	4	2	27	26.8	6.7	2.4	1.30	2.1	0.39	17.2	13	23	12C	15C	17	10	40
Copper	31	6	3	5	4	1	33	25.0	2.8	1.5	1.17	2.6	0.17	16.3	15	25	18	19	14	7	38
Thomas	35	15	15	3	8	2	32	31.3	8.4	9.0	1.43	3.4	0.52	16.0	14C	24C	10	16	20	16	32C
Whitcomb	31	7	6	2	4	1	36	25.5	3.0	2.8	0.81	1.6	0.19	10.2	12C	19C	6	8T	10	9	36C
Akoo-Makani	30	5	6	3	3	1	21	21.3	2.1	2.7	0.96	1.4	0.08	8.4	8C	13C	5C	5C	5C	6C	21C
Bonner (TOT)	29	11	3	3	3	1	22	22.8	4.0	1.3	0.83	0.8	0.22	8.3	16	28	13	14	16	8	41
Bonner (PHO)	29	11	2	1	2	1	22	24.2	4.2	1.1	0.44	0.4	0.33	9.6							
Held	29	6	3	3	3	1	24	18.5	1.6	1.4	1.10	1.1	0.25	7.1	7C	15C	6C	6C	6C	3C	24C
Laksa	31	4	4	2	3	1	18	21.0	1.3	0.7	0.44	0.6	0.19	6.7	6C	11C	7C	7C	4C	4C	18C
Westbeld	30	7	4	4	3	3	15	21.0	2.9	1.2	1.00	0.6	0.70	6.1	5C	11C	4C	5C	7C	4C	15C
Brown	24	11	2	1	3	3	15	13.6	4.4	0.6	0.30	0.9	0.65	5.5	10	14	7	8	15	4	21
Williams	27	3	4	1	1	0	17	11.6	1.2	1.2	0.17	0.2	0.00	5.0	7C	9C	1T	2C	3C	4C	17C
Mack	28	13	4	3	3	4	10	17.1	5.5	0.9	1.28	0.5	1.50	4.6	5T	7T	4C	4C	13C	6	10T
Musa	18	5	3	1	2	1	8	10.1	2.6	0.6	0.33	0.6	0.17	3.3	4C	6C	2C	3C	5C	3C	8C
McConnell	13	1	3	1	0	0	3	12.6	1.0	3.0	1.00	0.0	0.00	3.0	1C	4C	0	0	1C	3C	3C
H. Jones	15	4	2	1	2	1	5	12.0	2.0	1.0	0.25	0.5	0.25	2.3	8	13	6	7	9	9	23
Prince	22	8	1	0	3	0	2	22.1	8.0	1.0	0.00	3.0	0.00	2.0	4	7	2	2	8C	2	9
Uzun	22	2	4	3	3	1	3	14.6	0.9	2.0	0.57	1.4	0.43	1.6	7	13	3	3	5	8	17
MERCURY	40	45	30	15	20	8	107	200.0	34.2	20.8	8.21	13.5	3.93	83.4	47	103	42	47	63	30T	127
OPPONENTS	40	44	29	14	29	8	107	200.0	35.5	20.0	6.86	16.4	3.71	80.9	44	100	41	51	57	32	124

CONNECTICUT SUN LEADERS



POINTS

Tina Charles
16.1 PPG
Center



REBOUNDS

Tina Charles
5.8 RPG
Center



ASSISTS

Marina Mabrey
4.0 APG
Guard



STEALS

Leila Lacan
1.9 SPG
Guard



BLOCKS

Olivia Nelson-Ododa
1.3 BPG
Center



FG%

Olivia Nelson-Ododa
51.2%
Center

2025 REGULAR SEASON OFFENSIVE LEADERS (INCLUDING TIES)

Player	Points	Rebounds	Assists	Steals	Blocks	FGM	3PM	TO
Lindsey Allen			5		2			3
Tina Charles	14	9	2	3	4	16		7
Bria Hartley	2		8	3		1	10	7
Leila Lacan			2	4	1	2	1	1
Marina Mabrey	6	2	7	2	2	5	10	9
Rayah Marshall		1			1			
Aneesah Morrow	5	9		2	5	4	1	4
Olivia Nelson-Ododa		8	1	3	14	2		3
Haley Peters		2	2	1	1		1	2
Saniya Rivers		2	8	12	12	2	3	5
Jacy Sheldon	1		2	5	1	2	9	3
Migna Touré								

SUN STARTING LINEUPS

LAST USED	GAME	GUARD	GUARD	FORWARD	FORWARD	CENTER	RECORD
5.20	vs. LVA	Lindsay Allen	Jacy Sheldon	Marina Mabrey	Olivia Nelson-Ododa	Tina Charles	0-2
5.23	at MIN	Lindsay Allen	Saniya Rivers	Marina Mabrey	Olivia Nelson-Ododa	Tina Charles	0-1
5.27	vs. DAL	Jacy Sheldon	Saniya Rivers	Marina Mabrey	Olivia Nelson-Ododa	Tina Charles	0-2
6.6	vs. ATL	Bria Hartley	Saniya Rivers	Marina Mabrey	Olivia Nelson-Ododa	Tina Charles	2-1
6.8	at WAS	Bria Hartley	Saniya Rivers	Marina Mabrey	Haley Peters	Tina Charles	0-1
6.18	vs. PHO	Jacy Sheldon	Bria Hartley	Marina Mabrey	Olivia Nelson-Ododa	Tina Charles	0-3
6.20	vs. DAL	Jacy Sheldon	Saniya Rivers	Marina Mabrey	Haley Peters	Tina Charles	0-1
6.22	at GSV	Jacy Sheldon	Bria Hartley	Saniya Rivers	Aneesah Morrow	Tina Charles	0-1
7.6	vs. LVA	Jacy Sheldon	Bria Hartley	Saniya Rivers	Aneesah Morrow	Olivia Nelson-Ododa	0-1
7.15	vs. IND	Jacy Sheldon	Bria Hartley	Saniya Rivers	Olivia Nelson-Ododa	Tina Charles	1-6
7.24	vs. LAS	Bria Hartley	Leila Lacan	Saniya Rivers	Olivia Nelson-Ododa	Tina Charles	0-1
8.3	vs. NYL	Bria Hartley	Marina Mabrey	Saniya Rivers	Aneesah Morrow	Tina Charles	2-2

WIN/LOSS MARGINS

MARGIN	1	2	3	4	5	6	7	8	9	10	11	12	13	14	15	16	17	18	19	20+
WON BY		1						1		1						1				1
LOST BY			1	1	1	1		2	1			1		1	1	2	1	1		8

CONNECTICUT SUN MILESTONES

POINTS	MILESTONE	NEED	DATE ACHIEVED	BLOCKS	MILESTONE	NEED	DATE ACHIEVED
Lindsay Allen	1,000	85	--	Lindsay Allen	--	--	--
Tina Charles	8,000	--	7/11/25 at SEA	Tina Charles	400	--	7/14/24
Bria Hartley	1,500	--	8/14/20 vs. PHO	Bria Hartley	--	--	--
Leila Lacan	--	--	--	Leila Lacan	--	--	--
Marina Mabrey	2,000	--	6/20/24 vs. DAL	Marina Mabrey	--	--	--
Rayah Marshall	--	--	--	Rayah Marshall	--	--	--
Aneesah Morrow	--	--	--	Aneesah Morrow	--	--	--
Olivia Nelson-Ododa	600	--	7/15/25 vs. IND	Olivia Nelson-Ododa	100	--	6/29/25 at MIN
Haley Peters	--	--	--	Haley Peters	--	--	--
Saniya Rivers	--	--	--	Saniya Rivers	--	--	--
Jacy Sheldon	500	79	--	Jacy Sheldon	--	--	--

REBOUNDS	MILESTONE	NEED	DATE ACHIEVED	GAMES	MILESTONE	NEED	DATE ACHIEVED
Lindsay Allen	--	--	--	Lindsay Allen	200	--	7/24/25 vs. LAS
Tina Charles	4,000	--	9/17/24 vs. CHI	Tina Charles	400	--	6/8/24 vs. CHI
Bria Hartley	500	--	7/28/25 vs. SEA	Bria Hartley	200	--	6/23/22 vs. DAL
Leila Lacan	--	--	--	Leila Lacan	--	--	--
Marina Mabrey	500	--	5/15/24 vs. DAL	Marina Mabrey	200	--	5/30/25 at IND
Rayah Marshall	--	--	--	Rayah Marshall	--	--	--
Aneesah Morrow	--	--	--	Aneesah Morrow	--	--	--
Olivia Nelson-Ododa	500	31	--	Olivia Nelson-Ododa	100	--	9/6/24 vs. LVA
Haley Peters	--	--	--	Haley Peters	--	--	--
Saniya Rivers	--	--	--	Saniya Rivers	--	--	--
Jacy Sheldon	--	--	--	Jacy Sheldon	--	--	--

ASSISTS	MILESTONE	NEED	DATE ACHIEVED	FGM	MILESTONE	NEED	DATE ACHIEVED
Lindsay Allen	700	63	--	Lindsay Allen	--	--	--
Tina Charles	1,000	--	7/28/25 vs. SEA	Tina Charles	3,000	--	8/16/24 vs. SEA
Bria Hartley	600	--	7/9/25 vs. SEA	Bria Hartley	--	--	--
Leila Lacan	--	--	--	Leila Lacan	--	--	--
Marina Mabrey	500	--	6/30/24 vs. MIN	Marina Mabrey	1,000	45	--
Rayah Marshall	--	--	--	Rayah Marshall	--	--	--
Aneesah Morrow	--	--	--	Aneesah Morrow	--	--	--
Olivia Nelson-Ododa	--	--	--	Olivia Nelson-Ododa	--	--	--
Haley Peters	--	--	--	Haley Peters	--	--	--
Saniya Rivers	--	--	--	Saniya Rivers	--	--	--
Jacy Sheldon	--	--	--	Jacy Sheldon	--	--	--

STEALS	MILESTONE	NEED	DATE ACHIEVED	3PM	MILESTONE	NEED	DATE ACHIEVED
Lindsay Allen	100	--	8/23/24 vs. CON	Lindsay Allen	--	--	--
Tina Charles	400	26	--	Tina Charles	200	8	--
Bria Hartley	200	43	--	Bria Hartley	200	--	5/18/25 vs. WAS
Leila Lacan	--	--	--	Leila Lacan	--	--	--
Marina Mabrey	200	4	--	Marina Mabrey	400	--	6/20/25 vs DAL
Rayah Marshall	--	--	--	Rayah Marshall	--	--	--
Aneesah Morrow	--	--	--	Aneesah Morrow	--	--	--
Olivia Nelson-Ododa	--	--	--	Olivia Nelson-Ododa	--	--	--
Haley Peters	--	--	--	Haley Peters	--	--	--
Saniya Rivers	--	--	--	Saniya Rivers	--	--	--
Jacy Sheldon	--	--	--	Jacy Sheldon	100	36	--

LEAGUE AND FRANCHISE RECORDS

Connecticut Sun All-Time Scoring List

6. DeWanna Bonner	2,662 points
7. Tina Charles	2,678 points
8. Jonquel Jones	2,657 points
9. Jasmine Thomas	2,489 points
10. Lindsay Whalen	2,290 points

WNBA All-Time Scoring List

1. Diana Taurasi	10,646 points
2. Tina Charles	8,131 points
3. DeWanna Bonner	7,632 points
4. Tina Thompson	7,488 points
5. Tamika Catchings	7,380 points

Connecticut Sun All-Time Reb. List

1. Alyssa Thomas	2,396 reb.
2. Taj McWilliams-Franklin	1,814 reb.
3. Jonquel Jones	1,633 reb.
4. Tina Charles	1,566 reb.
5. Asjha Jones	1,447 reb.

WNBA All-Time FGM List

1. Diana Taurasi	3,341 FGM
2. Tina Charles	3,259 FGM
3. Candice Dupree	2,842 FGM
4. Nneka Ogumike	2,766 FGM
5. Tina Thompson	2,630 FGM

Connecticut Sun All-Time Blocks List

1. Jonquel Jones	270 blocks
2. Taj McWilliams-Franklin	267 blocks
3. Margo Dydek	222 blocks
4. Tina Charles	201 blocks
5. Asjha Jones	147 blocks

WNBA All-Time Blocks List

9. Ruth Riley	505 blocks
10. A'ja Wilson	498 blocks
11. Elizabeth Williams	470 blocks
12. Taj McWilliams-Franklin	443 blocks
13. Tina Charles	418 blocks

THE LAST TIME...

	TEAM	INDIVIDUAL
OVERTIME		40+ POINTS
Sun Win	94-91 at WAS (6/27/24)	Sun 41, DeWanna Bonner vs. LVA (6/8/23)
Sun Loss	95-90 vs. NYL (8/24/23)	Opponent 40, Maya Moore vs. MIN (7/7/16)
100+ POINTS		30-39 POINTS
Sun	109 at DAL (8/16/24)	Sun 34, Marina Mabrey vs. ATL (6/6/25)
Opponent	101 vs. SEA (7/28/25)	Opponent 36, Sabrina Ionescu vs. NYL (8/3/25)
30+ WIN		15+ REBOUNDS
Sun	95-64 (+31) vs. GSV (7/27/25)	Sun 16, Alyssa Thomas vs. LAS (8/20/24)
Opponent	102-63 (-39) at MIN (6/29/25)	Opponent 15, Satou Sabally vs. PHO (6/18/25)
20-29 WIN		10+ ASSISTS
Sun	86-66 (+20) at LAS (9/10/24)	Sun 10, Alyssa Thomas vs. MIN (9/17/24)
Opponent	85-59 (-26) at LVA (6/25/25)	Opponent 11, Skylar Diggins vs. SEA (7/28/25)
40+ REBOUNDS		5+ STEALS
Sun	42 vs. NYL (8/1/25)	Sun 6, Leila Lacan vs. GSV (7/27/25)
Opponent	41 at MIN (6/29/25)	Opponent 6, Arike Ogunbowale vs. DAL (5/27/25)
25+ ASSISTS		5+ BLOCKS
Sun	30 at DAL (8/16/24)	Sun 5, Olivia Nelson-Ododa at GSV (6/22/25)
Opponent	30 vs. SEA (7/28/25)	Opponent 5, Breanna Stewart vs. NYL (9/26/23)
15+ STEALS		10+ FGM
Sun	15 at CHI (6/29/22)	Sun 10, Tina Charles vs. LAS (7/24/25)
Opponent	15 vs. ATL (6/14/15)	Opponent 14, Sabrina Ionescu vs. NYL (8/3/25)
10+ BLOCKS		5+ 3PM
Sun	11 at GSV (6/22/25)	Sun 5, Marina Mabrey vs. CHI (6/15/25)
Opponent	10 vs. DAL (8/18/23)	Opponent 5, Azura Stevens at LAS (7/13/25)
20+ TURNOVERS		5+ TURNOVERS
Sun	21 at NYL (6/1/25)	Sun 6, Marina Mabrey vs. NYL (8/1/25)
Opponent	22 vs. NYL (8/3/25)	Opponent 7 vs. Sabrina Ionescu vs. NYL (8/3/25)

CONNECTICUT SUN VS OPPONENTS

	OVERALL		HOME		AWAY	
TEAM	W	L	W	L	W	L
ATLANTA	1	1	1	0	0	1
CHICAGO	0	1	0	1	0	0
DALLAS	0	2	0	2	0	0
GOLDEN STATE	1	1	1	0	0	1
INDIANA	1	2	0	1	1	1
LAS VEGAS	0	3	0	2	0	1
LOS ANGELES	0	2	0	1	0	1
MINNESOTA	0	2	0	0	0	2
NEW YORK	1	2	1	1	0	1
PHOENIX	0	1	0	1	0	0
SEATTLE	1	3	1	1	0	2
WASHINGTON	0	2	0	1	0	1
OVERALL	5	22	4	11	1	11

RECORD BREAK DOWN CONNECTICUT SUN WHEN...

WHEN	OVERALL	HOME	AWAY	WHEN	OVERALL	HOME	AWAY
Leading after 1Q	1-7	1-4	0-3	Sun no 20+ scorer	1-9	1-3	0-6
Trailing after 1Q	4-15	3-7	1-8	Opp no 20+ scorer	3-6	2-3	1-3
Tied after 1Q	0-0	0-0	0-0	2+ Sun w/ 20-29 points	0-1	0-0	0-1
				2+ Opp w/ 20-29 points	1-4	1-1	0-3
Leading after 2Q	4-4	3-1	1-3	Sun w/ 30+ scorer	1-0	1-0	0-0
Trailing after 2Q	1-18	1-10	0-8	Opp w/ 30+ scorer	0-3	0-2	0-1
Tied after 2Q	0-0	0-0	0-0				
				All starters w/ 10+ pts	0-0	0-0	0-0
Leading after 3Q	4-2	3-1	1-1	Opp. starters w/10+ pts	1-0	1-0	0-0
Trailing after 3Q	1-20	1-10	0-10	2+ reserves w/ 10+ pts	1-1	1-1	0-0
Tied after 3Q	0-0	0-0	0-0	Opp 2+ reserves w/ 10+ pts	1-4	0-1	1-3
Out-Rebound (or tie) Opp	4-4	3-2	1-2	Sun >= 20 points in 1Q	2-8	1-4	1-4
Out-Rebounded by Opp	1-18	1-9	0-9	Opp >= 20 points in 1Q	3-17	2-8	1-9
				Sun < 20 points in 1Q	3-13	3-6	0-7
Out-Assist (or tie) Opp	2-5	2-3	0-2	Opp < 20 points in 1Q	2-5	2-3	0-2
Out-Assisted by Opp	3-17	2-8	1-9				
				Sun >= 40 points in 1H	4-8	3-6	1-2
Outscore (or tie) in paint	3-6	3-4	0-2	Opp >= 40 points in 1H	1-18	1-10	0-8
Outscored in paint	2-16	1-7	1-9	Sun < 40 points in 1H	1-14	1-5	0-9
				Opp < 40 points in 1H	4-4	3-1	1-3
Outscore (or tie) fastbreak	5-6	4-3	1-3				
Outscored on fastbreak	0-16	0-8	0-8	Sun lead by 10+ points	5-3	4-1	1-2
				Opp lead by 10+ points	1-17	1-8	0-9
Outscore (or tie) 2nd chance	2-11	2-5	0-6				
Outscored on 2nd chance	3-11	2-6	1-5	Game decided by 10+ pts	2-15	2-6	0-9
				Game decided by 4-9 pts	1-6	1-4	0-2
Shoot under 40%	0-14	0-6	0-8	Game decided by 3 or less	1-1	0-1	1-0
Shoot 40-49%	2-7	2-5	0-2				
Shoot 50% or better	3-1	2-0	1-1	Sun with 8+ 3PM	3-7	2-5	1-2
				Opp with 8+ 3PM	2-14	2-6	0-8
Score 80+ points	4-7	3-5	1-2				
Score 70-79 points	1-4	1-3	0-1	Sun 3FG% >= 40%	2-2	1-1	1-1
Score under 70 points	0-10	0-3	0-7	Opp 3FG% >= 40%	1-5	0-3	1-2
Opp score 80+ points	2-17	1-10	1-7	Sun FT% >= 80%	3-10	2-5	1-5
Opp score 70-79 points	1-4	1-1	0-3	Opp FT% >= 80%	2-12	1-7	1-5
Opp score under 70 points	2-0	2-0	0-0				
				Sun w/ 20+ assists	2-6	2-4	0-2
Outscore (or tie) Opp Bench	2-11	2-6	0-5	Opp w/ 20+ assists	3-16	2-8	1-8
Outscored by Opp Bench	3-11	2-5	1-6				
				Sun w/ <= 12 TOs	2-4	2-2	0-2
Shoot more (or tie) FT	3-7	3-4	0-3	Opp w/ <= 12 TOs	1-4	1-1	0-3
Shoot less FT	2-15	1-7	1-8	Sun w/ 20+ TOs	0-2	0-0	0-2
				Opp w/ 20+ TOs	2-1	2-1	0-0
Have more (or tie) TOs	2-11	1-3	1-8				
Have less TOs	3-11	3-8	0-3	Sun w/ 35+ rebounds	2-5	2-2	0-3
				Opp w/ 35+ rebounds	0-15	0-10	0-5
3 Sun with 10+ points	2-11	1-7	1-4				
4 Sun with 10+ points	3-6	3-2	0-4	Sun w/ 10+ steals	2-3	2-3	0-0
5+ Sun with 10 points	0-1	0-1	0-0	Opp w/ 10+ steals	1-4	1-1	0-3

2025 SUN INDIVIDUAL HIGHS

	Statistic	Player	Game
Points, Game	34	Marina Mabrey	6.6 vs. ATL
Points, Half	19	Mabrey/Charles	Two games
Points, Quarter	15	Marina Mabrey	5.30 at IND
Points, OT	-	-	-
Bench Points	20	Aneesah Morrow	6.27 @ SEA
FG Made	13	Marina Mabrey	6.6 vs. ATL
FG Attempted	22	Mabrey/Charles	Two games
3PFG Made	5	Marina Mabrey	6.15 vs. CHI
3PFG Attempted	12	Marina Mabrey	Two games
FT Made	10	Tina Charles	Two games
FT Attempted	11	Tina Charles	6.20 vs. DAL
Offensive Rebounds	6	Aneesah Morrow	8.1 vs. NYL
Defensive Rebounds	10	Nelson-Ododa/Morrow	Two games
Total Rebounds	14	Olivia Nelson-Ododa	6/18 vs. PHO
Assists	8	Allen/Mabrey	Three games
Steals	6	Leila Lacan	7.27 vs. GSV
Turnovers	11	Tina Charles	5.30 at IND
Blocks	5	Olivia Nelson-Ododa	6.22 @ GSV

2025 OPPONENT INDIVIDUAL HIGHS

	Statistic	Player	Game
Points, Game	36	Sabrina Ionescu	8.3 vs. NYL
Points, Half	20	Sabrina Ionescu	8.3 vs. NYL
Points, Quarter	17	Brittney Sykes	6.8 @ WAS
Points, OT	-	-	-
Bench Points	18	Dana Evans	7.6 vs. LVA
FG Made	14	Sabrina Ionescu	8.3 vs. NYL
FG Attempted	22	Sabrina Ionescu	8.3 vs. NYL
3PFG Made	6	Jewell Loyd	5.20 vs. LVA
3PFG Attempted	11	Bridget Carleton	5.23 @ MIN
FT Made	14	Brittney Sykes	6.8 @ WAS
FT Attempted	15	Brittney Sykes	6.8 @ WAS
Offensive Rebounds	7	Three players	Three games
Defensive Rebounds	11	Satou Sabally	6.18 vs. PHO
Total Rebounds	15	Satou Sabally	6.18 vs. PHO
Assists	11	Three players	Three players
Steals	6	Arike Ogunbowale	5.27 vs. DAL
Turnovers	6	A. Atkins/L. Amihere	Two games
Blocks	4	A. Wilson/E. Magbegor	Two games

TEAM SEASON HIGHS AND LOWS

STATISTIC	SUN HIGH	SUN LOW	OPP HIGH	OPP LOW
Points, Game	95 vs. GSV (7.27)	52 @ NYL (6.1)	109 vs. DAL (5.27)	62 vs. NYL (8.1)
Points, 1st Half	49- two times	26 @ MIN (6.29)	60 @ NYL (6.1)	31 @ SEA (7.11)
Points, 2nd Half	52 vs. SEA (7.9)	22 @ ATL (5.25)	56 vs. LAS (7.24)	28 @ GSV (6.22)
Points, 1st Quarter	30 @ LAS (7.13)	6 @ LVA (6.25)	31 @ NYL (6.1)	10 @ SEA (7.11)
Points, 2nd Quarter	29 vs NYL (8.1)	9 @ MIN (6.29)	36 @ GSV (6.22)	16 @ ATL (5.25)
Points, 3rd Quarter	32 vs. DAL (5.27)	8 @ NYL (6.1)	32- two times	13 @ GSV (6.22)
Points, 4th Quarter	27 vs. SEA (7.9)	7 @ ATL (5.25)	30 vs. WAS (5.18)	7 vs. NYL (8.1)
Points, OT				
FGM	35 vs. GSV (7.27)	19 @ NYL (6.1)	42 vs. SEA (7.28)	20- two times
FGA	83 vs. IND (7.15)	58 @ SEA (7.11)	78 @ GSV (6.22)	53 @ NYL (6.1)
FG%	53% vs. GSV (7.27)	30.3% @ GSV (6.22)	62.3% @ NYL (6.1)	33.9%- two times
3PM	12 vs. GSV (7.27)	2 @ LVA (6.25)	19 @ NYL (6.1)	4- two times
3PA	30 @ MIN (5.23)	13- two times	35 @ ATL (5.25)	15 vs. WAS (5.18)
3P FG%	53.8% @ SEA (6.27)	14.3% @ IND (6.17)	59.4% @ NYL (6.1)	22.2% vs. NYL (8.1)
FTM	25 vs. DAL (5.27)	6 @ MIN (5.23)	26 @ WAS (6.8)	8 vs. SEA (7.28)
FTA	36 vs. DAL (5.27)	6 @ MIN (5.23)	37 @ WAS (6.8)	10 vs. SEA (7.28)
FT%	100% @ MIN (5.23)	64.3% @ ATL (5.25)	94.4% vs. CHI (6.15)	63.9% vs. LAS (7.24)
Offensive Rebounds	13 vs. NYL (8.1)	3 vs. SEA (7.28)	19 @ GSV (6.22)	2 @ NYL (6.1)
Defensive Rebounds	30 @ MIN (5.23)	16- two games	40 @ ATL (5.25)	16 vs. GSV (7.27)
Total Rebounds	42 vs. NYL (8.1)	22 @ WAS (6.8)	52 @ ATL (5.25)	24 vs. GSV (7.27)
Assists	22 @ MIN (5.23)	11 @ NYL (6.1)	30 vs. SEA (7.28)	14 @ ATL (5.25)
Steals	14 vs. GSV (7.27)	4- three games	13 @ MIN (5.23)	4 @ ATL (5.25)
Turnovers	23 @ MIN (5.23)	8 vs. IND (7.15)	24 vs. GSV (7.27)	8 @ SEA (7.11)
Blocked Shots	11 @ GSV (6.22)	0- two games	8 vs. SEA (7.28)	0 @ WAS (6.8)
Personal Fouls	29 @ WAS (6.8)	13 vs. LVA (7.6)	32 vs. WAS (5.18)	13 vs. IND (7.15)
Points in the Paint	44- three games	12 @ GSV (6.22)	56- two games	22 vs. GSV (7.27)
2nd Chance Points	16- two games	3 @ ATL (5.25)	23 @ GSV (6.22)	0 @ NYL (6.1)
Fast Break Points	18- two games	2 @ NYL (6.1)	29 @ NYL (6.1)	2 vs. GSV (7.27)
Bench Points	35 vs. SEA (7.28)	2 vs. CHI (6.15)	43- two games	4 vs. SEA (7.9)

CONNECTICUT SUN LINE SCORES- 2025

DATE	OPP	FG-FGA	%	3P-3PA	%	FT-FTA	%	OR	DR	TR	A	PF	ST	TO	BS	PTS
5.18	WAS	29-66	43.9	3-14	21.4	24-29	82.8	11	22	33	17	28	6	13	5	85
5.20	LVA	22-64	34.4	3-17	17.6	15-17	88.2	7	27	34	16	21	4	18	3	62
5.23	@MIN	27-66	40.9	10-30	33.3	6-6	100	10	30	40	22	22	5	23	4	70
5.25	@ATL	21-67	31.3	4-15	26.7	9-14	64.3	6	28	34	14	21	4	9	3	55
5.27	DAL	27-60	45	8-24	33.3	25-36	69.4	7	20	27	20	23	10	17	0	87
5.30	@IND	31-60	51.7	10-20	50	13-15	86.7	6	19	25	19	21	9	19	2	85
6.1	@NYL	19-61	31.1	6-28	21.4	8-9	88.9	10	16	26	11	17	8	21	0	52
6.6	ATL	33-66	50	3-15	20	15-19	78.9	5	22	27	17	15	9	11	3	84
6.8	@WAS	26-66	39.4	7-24	29.2	8-9	88.9	6	16	22	17	29	8	17	4	67
6.15	CHI	25-64	39.1	8-22	36.4	8-12	66.7	10	22	32	15	17	9	12	2	66
6.17	@IND	25-64	39.1	3-21	14.3	18-20	90	10	17	27	15	22	8	12	4	71
6.18	PHO	25-68	36.8	8-24	33.3	17-23	73.9	11	26	37	20	18	5	14	5	75
6.20	DAL	27-64	42.2	6-18	33.3	23-28	82.1	11	18	29	19	26	9	13	8	83
6.22	@GSV	20-66	30.3	7-24	29.2	16-21	76.2	10	25	35	14	23	4	14	11	63
6.25	@LVA	23-71	32.4	2-13	15.4	11-12	91.7	7	23	30	15	19	7	13	5	59
6.27	@SEA	30-63	47.6	7-13	53.8	14-21	66.7	6	22	28	21	20	9	15	5	81
6.29	@MIN	23-66	34.8	4-18	22.2	13-17	76.5	9	18	27	14	20	8	15	5	63
7.6	LVA	24-63	38.1	5-18	27.8	15-19	78.9	6	21	27	14	13	9	14	2	68
7.9	SEA	32-65	49.2	8-18	44.4	21-22	95.5	6	32	38	21	19	5	10	6	93
7.11	@SEA	21-58	36.2	3-16	18.8	20-22	90.9	8	27	35	11	20	4	17	3	65
7.13	@LAS	34-68	50	9-25	36	11-14	78.6	6	22	28	15	16	7	17	3	88
7.15	IND	30-83	36.1	5-25	20	12-16	75	12	28	40	16	20	10	8	1	77
7.24	LAS	29-76	38.2	8-24	33.3	20-23	87	10	24	34	18	24	8	13	4	86
7.27	GSV	35-66	53	12-29	41.4	13-14	92.9	8	24	32	21	23	14	16	6	95
7.28	SEA	27-67	40.3	8-17	47.1	23-26	88.5	3	23	26	20	15	8	13	2	85
8.1	NYL	28-69	40.6	5-20	25	17-24	70.8	13	29	42	21	14	11	17	5	78
8.3	NYL	28-68	41.2	5-23	21.7	17-22	77.3	6	22	28	14	22	14	15	2	78
8.5	@PHO															
8.7	@LAS															
8.10	@LVA															
8.11	@GSV															
8.13	CHI															
8.17	IND															
8.19	@WAS															
8.21	WAS															
8.23	@CHI															
8.25	@NYL															
8.27	@DAL															
8.30	MIN															
9.1	ATL															
9.3	@CHI															
9.6	PHO															
9.8	@ATL															
9.10	ATL															

OPPONENT LINE SCORES- 2025

[illegible]



RACHID MEZIANE
HEAD COACH

On December 4, 2024, the Connecticut Sun announced Rachid Meziane as the franchise’s seventh head coach. Meziane, a native of Clermont-Ferrand, France, brings a wealth of basketball knowledge to Connecticut, having enjoyed great success as a head coach in the French women’s basketball sphere, as well as a head coach for Belgium Women’s Basketball in FIBA competition.

Since the 2019 season, Meziane has served at the head coach of successful French women’s basketball club, Villeneuve d’Ascq, where he most recently led the team to a Ligue Feminine de Basketball (LFB) Championship and a EuroLeague runner up finish during the 2023-24 season. The squad finished with a 19-3 record during the regular season and a 6-0 playoff run in LFB competition, with an average margin of victory of 17.7 points per game. Villeneuve also led the league in points per game (86.0), 2FG% (55.0), 3FG% (38.6), and rebounds (36.2), and were second in assists (20.9) and opponent 2FG% (43.9). With the team, he’s coached the likes of New York Liberty’s Kennedy Burke, former WNBA Most Improved Player and WNBA Champion Shavonte Zellous, and the ninth overall pick of the 2024 WNBA Draft, Carla Leite. Prior to Villeneuve d’Ascq, Meziane served as the head coach for French clubs, Basket Lattes Montpellier Agglomération (BLMA) (2017-2018) and Cavigal Nice Basket (2012-2017).

Meziane has also found immense achievement on the international basketball stage, having served as the Belgium Women’s Basketball National Team Head Coach since November 2022. Meziane led Belgium to it’s first-ever FIBA European Women’s Championship (EuroBasket) Gold Medal in 2023, with an undefeated 6-0 record in the tournament, knocking off France in the semifinals and defeating Spain in the championship matchup. The team’s average margin of victory during their EuroBasket run was 25.0 points per game; the dominating success earning Meziane the Belgian Sports Coach of the Year honor in 2023.

Meziane also led the Belgian Women’s National team, which included the talents of WNBA Champion and two-time WNBA All-Star Emma Meesseman and Washington Mystics rookie guard Julie Vanloo, to an impressive fourth place finish at the 2024 Paris Olympics, falling just short to Australia in the bronze medal game. Prior to his time with the Belgian team, Meziane was an assistant coach with the France Women’s Basketball National Team from 2014-2021 and helped guide the French to silver medals at the 2015, 2017, 2019 and 2021 European Championships and a bronze medal at the 2020 Tokyo Olympic Games.

SEASON	TEAM	GAMES	RECORD	PCT.	POSTSEASON	RECORD	PCT.
2025	Connecticut	27	5-22	0.185	-	-	-
TOTAL							



LINDSAY ALLEN | #15

GUARD | 5-8 | NOTRE DAME | 3/20/1995 | 7 YEARS PRO | 2017 RND 2 PICK 14 (NYL)

QUICK FACTS:

- Traded to the Sun on February 4, 2025 from the Chicago Sky.
- Originally drafted 14th overall in the 2017 WNBA Draft by the New York Liberty and has made stops with Las Vegas (2018, 2020), Indiana (2021), Minnesota (2022-2023) and Chicago (2024).
- Averaged 6.6 points, 2.0 rebounds and 3.9 assists per game during the 2024 regular season.
- With Notre Dame- AP All-America Third Team ('17), 2x All-ACC First Team ('16-'17), ACC Tournament MVP ('17)
- Played with Turkish club Botas during 2024-25 offseason

GAME BY GAME STATISTICS

DATE	OPP	MIN	FG-FGA	3P-3PA	FT-FTA	OR	DR	TOT	AST	STL	BK	TO	PF	PTS
5.18	WAS	24	2-5	0-0	2-3	0	1	1	8	0	2	0	1	6
5.20	LVA	11	0-0	0-0	0-0	0	1	1	1	0	0	1	2	0
5.23	@MIN	2	0-0	0-0	0-0	0	1	1	0	0	0	0	0	0
5.25	@ATL	OUT- LEFT HAMSTRING												
5.27	DAL	OUT- LEFT HAMSTRING												
5.30	@IND	OUT- LEFT HAMSTRING												
6.1	@NYL	OUT- LEFT HAMSTRING												
6.6	ATL	OUT- LEFT ACHILLES												
6.8	@WAS	OUT- LEFT ACHILLES												
6.15	CHI	11	0-3	0-2	0-0	0	0	0	1	0	0	0	1	0
6.17	@IND	12	0-1	0-1	0-0	0	0	0	1	0	0	1	1	0
6.18	PHO	5	0-0	0-0	0-0	0	0	0	2	0	0	0	0	0
6.20	DAL	16	2-2	0-0	2-2	0	0	0	1	2	0	3	4	6
6.22	@GSV	22	3-7	1-3	0-0	0	2	2	2	0	0	3	2	7
6.25	@LVA	18	1-2	0-0	0-0	0	2	2	4	0	0	0	1	2
6.27	@SEA	24	2-5	0-0	0-0	0	0	0	2	0	0	2	4	4
6.29	@MIN	18	0-4	0-1	0-0	0	0	0	3	0	1	1	1	0
7.6	LVA	19	0-1	0-1	3-4	0	1	1	5	1	0	2	1	3
7.9	SEA	8	0-0	0-0	0-0	0	1	1	1	0	0	1	0	0
7.11	@SEA	6	1-2	0-1	0-0	0	1	1	0	0	0	0	0	2
7.13	@LAS	9	1-2	0-1	0-0	0	0	0	0	1	0	2	0	2
7.15	IND	10	2-3	0-1	0-0	0	1	1	2	1	0	1	1	4
7.24	LAS	10	0-1	0-0	2-2	0	2	2	3	1	1	1	0	2
7.27	GSV	15	1-1	1-1	0-0	0	0	0	4	0	0	2	0	3
7.28	SEA	6	0-1	0-0	0-0	0	0	0	1	0	0	1	1	0
8.1	NYL	DNP- COACH'S DECISION												
8.3	NYL	7:	0-1	0-1	0-0	0	0	0	0	0	0	1	2	0
8.5	@PHO													
8.7	@LAS													
8.10	@LVA													
8.11	@GSV													
8.13	CHI													
8.17	IND													
8.19	@WAS													
8.21	WAS													
8.23	@CHI													
8.25	@NYL													
8.27	@DAL													
8.30	MIN													
9.1	ATL													
9.3	@CHI													
9.6	PHO													
9.8	@ATL													
9.10	ATL													

CAREER STATISTICS

YEAR	TM	G-GS	MIN	FG-FGA	3P-3PA	FT-FTA	OR	DR	TOT	AST	STL	BK	TO	PF	PTS
2017	NYL	28-0	376	23-62	0-13	7-10	10	32	42	62	16	1	19	24	53
2018	LVA	24-6	358	28-73	1-16	17-24	3	27	30	69	15	0	21	17	74
2020	LVA	21-21	283	28-67	6-18	8-10	6	17	23	51	7	1	16	20	70
2021	IND	32-8	570	65-152	14-47	30-37	9	39	48	96	17	3	31	34	174
2022	MIN	9-0	133	20-38	8-14	12-13	0	14	14	31	2	0	7	11	60
2023	MIN	29-20	698	65-163	7-34	42-53	17	54	71	130	17	3	37	61	179
2024	CHI	40-28	950	104-223	14-48	42-52	13	67	80	157	32	7	64	67	264
2025	CON	20-3	261	15-41	2-13	9-11	0	13	13	41	6	4	22	22	41
CAREER		203-86	3632	348-819	52-203	167-210	58	263	321	637	112	19	217	256	915

SEASON-CAREER HIGHS

POINTS

Season: 6, two times

Career: 26, Connecticut 8-14-22

TOTAL REBOUNDS

Season: 2, three times

Career: 6, four times

DEFENSIVE REBOUNDS

Season: 2, three times

Career: 6, Phoenix 9-15-24

OFFENSIVE REBOUNDS

Season:

Career: 3, three times

ASSISTS

Season: 8, Washington 5-18-25

Career: 10, two times

BLOCKS

Season: 2 Washington 5-18-25

Career: 2, two times

STEALS

Season: 2, Dallas 6-20-25

Career: 4, three times

FIELD GOALS

Season: 3, Golden State 6-22-25

Career: 9, Connecticut 8-14-22

FIELD GOAL ATTEMPTS

Season: 5, Washington 5-18-25

Career: 19, Phoenix 9-6-21

3-POINT FIELD GOALS

Season: 1, two times

Career: 6, Connecticut 8-14-22

3-POINT FIELD GOAL ATTEMPTS

Season: 3, Golden State 6-22-25

Career: 7, Connecticut 8-14-22

FREE THROWS MADE

Season: 2, three times

Career: 9, Indiana 7-5-23

FREE THROWS ATTEMPTED

Season: 3 Washington 5-18-25

Career: 9, Indiana 7-5-23

MINUTES

Season: 24 Washington 5-18-25

Career: 36, two times



TINA CHARLES | #31

CENTER | 6-4 | UCONN | 12/5/1988 | 13 YEARS PRO | 2010 RND 1 PICK 1 (CON)

QUICK FACTS:

- Signed a one-year deal with the Sun as a free agent on February 2, 2025. Played her first four seasons in the WNBA with the Sun and has also made stops in New York, Washington, Phoenix, Seattle and Dallas.
- Moved into first all-time in rebounds (4,014) and second all-time in scoring (7,698) in WNBA history last season.
- WNBA Accolades: 2012 WNBA MVP, 2010 WNBA Rookie of the Year, 8x WNBA All-Star, 5x All-WNBA First Team, 4x All-WNBA Second Team, WNBA All-Defensive First Team, 3x WNBA All-Defensive Second Team, WNBA All-Rookie Team.
- Played with Turkish club and EuroLeague powerhouse and Fenerbahce during the 2024-25 WNBA offseason.
- With UConn- 2x NCAA National Champion, AP Player of the Year, Naismith College Player of the Year, John R. Wooden Award, Big East Player of the Year, AP First-team All-American, 3x First-team All-Big East, Big East Freshman of the Year

GAME BY GAME STATISTICS


DATE	OPP	MIN	FG-FGA	3P-3PA	FT-FTA	OR	DR	TOT	AST	STL	BK	TO	PF	PTS
5.18	WAS	31	8-15	0-0	7-9	4	6	10	2	3	2	0	1	23
5.20	LVA	25	7-15	0-1	6-7	0	5	5	0	0	0	1	2	20
5.23	@MIN	30	2-6	0-1	0-0	1	4	5	1	0	0	3	2	4
5.25	@ATL	29	5-20	0-1	1-2	1	6	7	3	1	0	3	3	11
5.27	DAL	28	9-14	2-3	7-7	1	5	6	3	1	0	2	1	27
5.30	@IND	34	7-16	1-1	3-4	1	1	2	3	0	0	11	2	18
6.1	@NYL	24	5-12	0-1	0-0	0	1	1	0	1	0	1	1	10
6.6	ATL	32	8-13	0-1	3-4	0	4	4	2	2	0	3	3	19
6.8	@WAS	33	7-17	0-0	3-3	3	6	9	1	1	0	3	3	17
6.15	CHI	36	8-20	1-2	2-2	1	5	6	1	1	0	1	4	19
6.17	@IND	29	6-17	0-1	8-8	2	2	4	3	0	1	1	2	20
6.18	PHO	14	1-5	0-1	0-0	1	3	4	1	0	0	4	1	2
6.20	DAL	28	8-17	0-2	10-11	4	2	6	1	1	0	1	2	26
6.22	@GSV	19	3-9	0-2	3-4	3	3	6	0	0	2	1	3	9
6.25	@LVA	28	7-17	0-0	4-4	1	2	3	2	1	0	3	1	18
6.27	@SEA	29	1-9	0-0	5-6	0	2	2	1	0	0	1	2	7
6.29	@MIN	21	1-6	0-0	2-2	0	1	1	1	0	1	2	1	4
7.6	LVA	23	5-12	0-0	1-2	1	3	4	2	2	0	0	0	11
7.9	SEA	34	11-22	0-0	7-8	3	8	11	0	0	1	1	2	29
7.11	@SEA	35	5-18	0-1	10-10	2	8	10	3	1	0	5	1	20
7.13	@LAS	34	3-10	0-1	3-4	2	5	7	3	1	0	4	2	9
7.15	IND	34	7-19	0-2	7-9	4	7	11	3	1	1	0	3	21
7.24	LAS	32	10-18	1-1	3-3	2	8	10	2	1	0	2	1	24
7.27	GSV	18	8-11	1-1	7-7	1	5	6	2	2	1	1	0	24
7.28	SEA	22	2-5	0-0	7-8	1	3	4	2	0	0	0	1	11
8.1	NYL	31	5-15	0-1	5-7	2	2	4	3	3	0	3	2	15
8.3	NYL	34	6-15	1-3	4-4	1	7	8	2	0	0	3	3	17
8.5	@PHO													
8.7	@LAS													
8.10	@LVA													
8.11	@GSV													
8.13	CHI													
8.17	IND													
8.19	@WAS													
8.21	WAS													
8.23	@CHI													
8.25	@NYL													
8.27	@DAL													
8.30	MIN													
9.1	ATL													
9.3	@CHI													
9.6	PHO													
9.8	@ATL													
9.10	ATL													

CAREER STATISTICS

YEAR	TM	G-GS	MIN	FG-FGA	3P-3PA	FT-FTA	OR	DR	TOT	AST	STL	BK	TO	PF	PTS
2010	CON	34-34	1054	206-423	0-1	116-152	129	269	398	51	25	57	71	72	528
2011	CON	34-34	1135	254-543	0-3	92-134	126	248	374	63	26	60	75	89	600
2012	CON	33-33	1095	250-501	1-5	93-116	123	222	345	57	17	47	74	64	594
2013	CON	29-29	950	218-545	0-3	85-113	98	195	293	42	27	28	64	57	521
2014	NYL	34-34	1118	236-511	0-0	118-157	89	231	320	74	44	30	78	57	590
2015	NYL	34-34	1052	243-531	1-5	93-130	72	216	288	83	24	23	82	56	580
2016	NYL	32-32	1076	273-622	17-49	125-154	74	243	317	121	27	25	63	48	688
2017	NYL	34-34	1094	262-593	24-69	123-153	69	249	318	87	28	24	80	74	671
2018	NYL	33-33	1087	263-556	31-95	94-122	63	168	231	90	24	20	93	84	651
2019	NYL	33-33	1027	220-566	11-59	108-133	65	184	249	78	23	29	85	92	559
2021	WAS	27-27	900	238-530	50-137	105-128	73	185	258	57	25	23	59	63	631
2022	2TM	34-26	982	198-433	39-110	67-81	51	198	249	67	25	23	73	96	502
2024	ATL	39-39	1160	243-533	11-42	84-107	97	277	374	89	36	20	61	96	581
2025	CON	27-26	773	155-373	7-27	118-135	42	114	156	47	23	9	61	49	435
CAREER		457-448	14511	3259-7260	192-605	1421-1815	1171	2999	4170	1006	374	418	1019	997	8131

SEASON-CAREER HIGHS

- POINTS**
Season: 29, Seattle 7-9-25
Career: 36, Dallas 6-2-17
- TOTAL REBOUNDS**
Season: 11, Seattle 7-9-25
Career: 23, two times
- DEFENSIVE REBOUNDS**
Season: 8, two times
Career: 17, Atlanta 7-7-10
- OFFENSIVE REBOUNDS**
Season: 4, three times
Career: 9, Minnesota 8-3-10
- ASSISTS**
Season: 3, six times
Career: 10, two times
- BLOCKS**
Season: 2, two times
Career: 8, Washington 8-8-10
- STEALS**
Season: 3, two times
Career: 7, Atlanta 5-24-16
- FIELD GOALS**
Season: 11, Seattle 7-9-25
Career: 14, four times
- FIELD GOAL ATTEMPTS**
Season: 22, Seattle 7-9-25
Career: 30, Indiana 6-19-21
- 3-POINT FIELD GOALS**
Season: 2, Dallas 5-27-25
Career: 5, two times
- 3-POINT FIELD GOAL ATTEMPTS**
Season: 3, Dallas 5-27-25
Career: 9, Connecticut 6-29-21
- FREE THROWS MADE**
Season: 10, Dallas 6-20-25
Career: 19, Phoenix 6-29-13
- FREE THROWS ATTEMPTED**
Season: 11, Dallas 6-20-25
Career: 24, Phoenix 6-29-13
- MINUTES**
Season: 36, Chicago 6-15-25
Career: 46, Chicago 6-23-11



BRIA HARTLEY | #14

GUARD | 5-9 | CONNECTICUT | 9/30/1992 | 9 YEARS PRO | 2014 RND 1 PICK 7

QUICK FACTS:

- Signed a training camp contract with the Connecticut Sun on May 11, 2025
- Returns to WNBA/Connecticut after most recently playing with the team during the 2022 regular season before suffering a season-ending ACL injury
- Has played with Washington (2014-16), New York (2017-19), Phoenix (2020-21) and Indiana (2022)
- Competed in the 2025 Athletes Unlimited season, where she averaged 15.1 points, 4.7 rebounds and 4.3 assists per game and finished tenth overall on the league's leader board.

GAME BY GAME STATISTICS

DATE	OPP	MIN	FG-FGA	3P-3PA	FT-FTA	OR	DR	TOT	AST	STL	BK	TO	PF	PTS
5.18	WAS	19	3-4	2-2	3-3	2	2	4	3	2	0	3	2	11
5.20	LVA	19	2-8	1-4	2-2	0	2	2	5	1	0	2	2	7
5.23	@MIN	23	1-6	1-3	2-2	0	0	0	4	0	0	4	3	5
5.25	@ATL	19	2-9	1-3	2-2	0	0	0	1	2	0	0	0	7
5.27	DAL	19	4-7	2-5	2-5	0	1	1	2	1	0	1	4	12
5.30	@IND	23	2-5	2-4	0-0	0	3	3	3	2	0	0	3	6
6.1	@NYL	16	2-6	1-2	0-0	0	0	0	0	0	0	3	2	5
6.6	ATL	26	5-11	0-2	1-1	0	4	4	6	0	0	2	2	11
6.8	@WAS	23	2-8	0-5	2-2	0	1	1	3	0	0	3	5	6
6.15	CHI	30	3-10	0-3	0-0	1	2	3	5	2	0	1	4	6
6.17	@IND	13	1-6	0-2	0-0	0	0	0	1	0	0	1	2	2
6.18	PHO	18	2-6	2-4	3-4	1	0	1	2	0	0	0	4	9
6.20	DAL	17	1-6	1-3	4-4	0	2	2	2	2	0	3	0	7
6.22	@GSV	20	2-8	2-6	1-1	0	3	3	3	1	0	2	1	7
6.25	@LVA	25	2-10	0-2	2-2	0	1	1	2	0	0	0	3	6
6.27	@SEA	30	7-13	3-6	2-4	0	4	4	6	1	0	2	2	19
6.29	@MIN	20	1-8	1-6	0-0	0	3	3	2	1	0	3	4	3
7.6	LVA	20	2-8	1-4	2-3	0	0	0	2	2	0	1	2	7
7.9	SEA	24	4-8	3-5	4-4	1	2	3	5	1	0	1	3	15
7.11	@SEA	29	2-4	1-2	2-2	0	5	5	2	0	0	4	5	7
7.13	@LAS	32	7-17	4-11	7-8	0	1	1	6	1	0	1	1	25
7.15	IND	29	3-8	3-7	2-2	1	3	4	2	0	0	2	5	11
7.24	LAS	18	5-9	2-3	4-4	0	3	3	2	1	0	2	1	16
7.27	GSV	21	4-8	4-8	3-4	0	0	0	3	1	0	3	1	15
7.28	SEA	30	4-12	2-4	7-8	0	1	1	4	0	0	1	2	17
8.1	NYL	20	1-5	1-3	1-3	0	4	4	2	1	0	1	3	4
8.3	NYL	22	4-10	2-5	2-4	0	3	3	4	2	0	2	2	12
8.5	@PHO													
8.7	@LAS													
8.10	@LVA													
8.11	@GSV													
8.13	CHI													
8.17	IND													
8.19	@WAS													
8.21	WAS													
8.23	@CHI													
8.25	@NYL													
8.27	@DAL													
8.30	MIN													
9.1	ATL													
9.3	@CHI													
9.6	PHO													
9.8	@ATL													
9.10	ATL													

CAREER STATISTICS

YEAR	TM	G-GS	MIN	FG-FGA	3P-3PA	FT-FTA	OR	DR	TOT	AST	STL	BK	TO	PF	PTS
2014	WAS	34-29	921	116-305	33-101	64-82	19	53	72	105	24	2	85	60	329
2015	WAS	25-0	306	34-112	11-46	26-34	4	26	30	41	12	1	21	23	105
2016	WAS	24-5	405	50-133	21-58	36-45	9	38	47	54	10	0	35	44	157
2017	NYL	34-24	727	99-238	38-110	29-39	10	61	71	70	19	5	49	55	265
2018	NYL	34-20	805	103-265	36-117	46-65	25	75	100	121	29	2	68	75	288
2019	NYL	24-18	545	79-210	24-73	53-66	18	59	77	76	18	1	50	55	235
2020	PHO	13-3	321	66-157	25-65	33-41	5	33	38	58	15	0	27	33	190
2021	PHO	6-0	51	9-16	4-7	0-0	2	2	4	5	1	0	5	1	22
2022	2TM	13-0	123	14-37	7-17	4-6	1	11	12	14	4	0	10	7	39
2025	CON	27-21	615	78-220	42-114	60-74	6	50	56	82	24	0	48	68	258
CAREER		234-120	4823	648-1693	241-708	351-452	99	408	507	626	156	11	398	421	1888

SEASON-CAREER HIGHS

POINTS

Season: 25, Los Angeles 7-13-25
Career: 27, New York 8-2-20

TOTAL REBOUNDS

Season: 5, Seattle 7-11-25
Career: 6, eight times

DEFENSIVE REBOUNDS

Season: 5, Seattle 7-11-25
Career: 6, Los Angeles 8-14-18

OFFENSIVE REBOUNDS

Season: 2, Washington 5-18-25
Career: 4, Indiana 6-1-19

ASSISTS

Season: 6, three times
Career: 9, Los Angeles 8-19-20

BLOCKS

Season:
Career: 2, Dallas 6-2-17

STEALS

Season: 2, five times
Career: 4, Atlanta 6-18-14

FIELD GOALS

Season: 7, two times
Career: 11, Seattle 6-22-14

FIELD GOAL ATTEMPTS

Season: 17, Los Angeles 7-13-25
Career: 18, two times

3-POINT FIELD GOALS

Season: 4, two times
Career: 4, nine times

3-POINT FIELD GOAL ATTEMPTS

Season: 11, Los Angeles 7-13-25
Career: 11, Los Angeles 7-13-25

FREE THROWS MADE

Season: 7, two times
Career: 8, two times

FREE THROWS ATTEMPTED

Season: 8, two times
Career: 8, seven times

MINUTES

Season: 32, Los Angeles 7-13-25
Career: 39, New York 7-29-14



LEILA LACAN | #47

GUARD | 5-11 | FRANCE | 6/2/2004 | ROOKIE | 2024 RND 1 PICK 10 (CON)

QUICK FACTS:

- Signed a rookie-scale contract with the Connecticut Sun on February 8, 2025. Originally drafted 10th overall by the Sun in the 2024 WNBA Draft but did not participate in the 2024 season.
- Has competed with the French National team, winning silver at the 2024 Paris Olympics and bronze at the 2023 FIBA Women's EuroBasket.
- Competed with French professional club, Basket Landes, during the 2024-25 season and averaged 13.9 points, 2.8 rebounds and 3.1 assists per game.

GAME BY GAME STATISTICS

DATE	OPP	MIN	FG-FGA	3P-3PA	FT-FTA	OR	DR	TOT	AST	STL	BK	TO	PF	PTS
5.18	WAS													
5.20	LVA													
5.23	@MIN													
5.25	@ATL													
5.27	DAL													
5.30	@IND													
6.1	@NYL													
6.6	ATL													
6.8	@WAS													
6.15	CHI													
6.17	@IND													
6.18	PHO													
6.20	DAL													
6.22	@GSV													
6.25	@LVA													
6.27	@SEA													
6.29	@MIN													
7.6	LVA	23	1-2	1-2	2-2	0	0	0	1	0	0	2	4	5
7.9	SEA	19	3-6	0-3	2-2	0	4	4	3	0	0	1	4	8
7.11	@SEA	31	4-13	0-5	2-2	4	3	7	1	0	0	4	5	10
7.13	@LAS	30	3-7	1-3	0-0	0	2	2	4	1	1	1	3	7
7.15	IND	24	8-13	1-3	2-3	0	1	1	1	3	0	3	0	19
7.24	LAS	19	1-4	0-3	0-0	1	0	1	6	3	0	2	5	2
7.27	GSV	20	4-7	0-1	0-0	1	1	2	2	6	0	0	2	8
7.28	SEA	22	2-6	1-2	4-4	0	2	2	4	2	0	2	3	9
8.1	NYL	23	6-8	2-2	2-2	0	4	4	1	1	0	0	2	16
8.3	NYL	15	2-5	0-2	0-0	2	0	2	1	3	0	2	3	4
8.5	@PHO													
8.7	@LAS													
8.10	@LVA													
8.11	@GSV													
8.13	CHI													
8.17	IND													
8.19	@WAS													
8.21	WAS													
8.23	@CHI													
8.25	@NYL													
8.27	@DAL													
8.30	MIN													
9.1	ATL													
9.3	@CHI													
9.6	PHO													
9.8	@ATL													
9.10	ATL													

CAREER STATISTICS

YEAR	TM	G-GS	MIN	FG-FGA	3P-3PA	FT-FTA	OR	DR	TOT	AST	STL	BK	TO	PF	PTS
2025	CON	10-1	231	34-71	6-26	14-15	8	17	25	24	19	1	17	31	88
CAREER		10-1	231	34-71	6-26	14-15	8	17	25	24	19	1	17	31	88

SEASON-CAREER HIGHS

POINTS
Season: 19, Indiana 7-15-25
Career: 19, Indiana 7-15-25
TOTAL REBOUNDS
Season: 7, Seattle 7-11-25
Career: 7, Seattle 7-11-25
DEFENSIVE REBOUNDS
Season: 4, Seattle 7-9-25
Career: 4, Seattle 7-9-25
OFFENSIVE REBOUNDS
Season: 4, Seattle 7-11-25
Career: 4, Seattle 7-11-25
ASSISTS
Season: 6, Los Angeles 7-24-25
Career: 6, Los Angeles 7-24-25
BLOCKS
Season: 1, Los Angeles 7-13-25
Career: 1, Los Angeles 7-13-25
STEALS
Season: 6, Golden State 7-27-25
Career: 6, Golden State 7-27-25
FIELD GOALS
Season: 8, Indiana 7-15-25
Career: 8, Indiana 7-15-25
FIELD GOAL ATTEMPTS
Season: 13, two times
Career: 13, two times
3-POINT FIELD GOALS
Season: 2, New York 8-1-25
Career: 2, New York 8-1-25
3-POINT FIELD GOAL ATTEMPTS
Season: 5, Seattle 7-11-25
Career: 5, Seattle 7-11-25
FREE THROWS MADE
Season: 4, Seattle 7-28-25
Career: 4, Seattle 7-28-25
FREE THROWS ATTEMPTED
Season: 4, Seattle 7-28-25
Career: 4, Seattle 7-28-25
MINUTES
Season: 31, Seattle 7-11-25
Career: 31, Seattle 7-11-25



MARINA MABREY | #3

GUARD | 5-11 | NOTRE DAME | 9/14/1996 | 6 YRS PRO | 2019 RND 2 PICK 19 (LAS)

QUICK FACTS:

- Traded to the Sun on 7/17/24 from the Chicago Sky.
- Averaged 14.4 points, 4.4 rebounds, 4.1 assists and 1.1 steals per game in 2024
- Set new career-highs in rebounds (12) and blocks (3) and eclipsed 2,000 career-points in 2024.
- Competed in the inaugural season of Unrivaled during the 2024-25 WNBA offseason with Team Phantom.
- 2018 NCAA National Champion with the University of Notre Dame

GAME BY GAME STATISTICS

DATE	OPP	MIN	FG-FGA	3P-3PA	FT-FTA	OR	DR	TOT	AST	STL	BK	TO	PF	PTS
5.18	WAS	35	5-21	1-8	0-1	0	4	4	3	0	1	3	5	11
5.20	LVA	19	3-11	1-5	0-0	0	1	1	2	0	0	2	2	7
5.23	@MIN	31	7-19	4-12	4-4	0	8	8	6	0	0	3	5	22
5.25	@ATL	34	4-14	2-7	2-2	1	9	10	4	0	0	1	5	12
5.27	DAL	27	6-12	4-9	3-4	0	4	4	1	1	0	6	5	19
5.30	@IND	37	10-17	4-9	2-2	0	5	5	5	2	1	1	4	26
6.1	@NYL	28	2-11	2-9	2-2	0	4	4	2	1	0	2	5	8
6.6	ATL	33	13-22	3-8	5-6	0	4	4	4	0	1	1	2	34
6.8	@WAS	30	6-15	2-6	1-1	3	4	7	8	1	1	3	6	15
6.15	CHI	39	7-17	5-12	3-4	2	3	5	3	0	0	6	1	22
6.17	@IND	28	2-9	0-6	2-2	1	7	8	1	3	0	4	1	6
6.18	PHO	36	2-11	1-5	3-3	0	2	2	7	0	2	2	3	8
6.20	DAL	28	2-10	1-6	3-4	0	3	3	6	0	1	2	2	8
6.22	@GSV													
6.25	@LVA													
6.27	@SEA													
6.29	@MIN													
7.6	LVA													
7.9	SEA													
7.11	@SEA													
7.13	@LAS													
7.15	IND													
7.24	LAS	25	2-12	2-8	1-2	0	2	2	3	2	0	3	2	7
7.27	GSV	20	6-13	2-8	1-1	0	0	0	4	0	0	3	2	15
7.28	SEA	16	4-10	0-1	0-0	0	2	2	2	0	0	4	2	8
8.1	NYL	33	6-19	2-10	4-4	1	9	10	8	2	1	6	2	18
8.3	NYL	29	3-12	1-7	3-3	2	1	3	2	1	0	2	4	10
8.5	@PHO													
8.7	@LAS													
8.10	@LVA													
8.11	@GSV													
8.13	CHI													
8.17	IND													
8.19	@WAS													
8.21	WAS													
8.23	@CHI													
8.25	@NYL													
8.27	@DAL													
8.30	MIN													
9.1	ATL													
9.3	@CHI													
9.6	PHO													
9.8	@ATL													
9.10	ATL													

CAREER STATISTICS

YEAR	TM	G-GS	MIN	FG-FGA	3P-3PA	FT-FTA	OR	DR	TOT	AST	STL	BK	TO	PF	PTS
2019	LAS	31-0	355	45-131	21-77	14-16	6	32	38	30	19	7	24	23	125
2020	DAL	18-12	403	68-158	38-91	16-24	11	48	59	43	25	2	31	37	190
2021	DAL	32-8	773	158-390	63-184	45-51	23	101	124	94	31	10	68	79	424
2022	DAL	34-32	951	178-424	61-174	47-69	20	104	124	125	28	13	82	86	464
2023	CHI	39-39	1169	202-491	89-228	92-110	34	112	146	140	29	18	86	93	585
2024	2TM	40-27	1235	214-518	98-260	49-69	22	152	174	163	45	17	94	104	575
2025	CON	18-17	536	90-255	37-136	39-45	10	72	82	71	13	8	54	58	256
CAREER		212-135	5422	955-2367	407-1150	302-384	126	621	747	666	190	75	439	480	2619

SEASON-CAREER HIGHS

POINTS
Season: 34, Atlanta 6-6-25
Career: 36, Indiana 6-15-23
TOTAL REBOUNDS
Season: 10, two times
Career: 12, New York 7-13-24
DEFENSIVE REBOUNDS
Season: 9, two times
Career: 12, New York 7-13-24
OFFENSIVE REBOUNDS
Season: 3, Washington 6-8-25
Career: 3, eight times
ASSISTS
Season: 8, two times
Career: 10, Phoenix 5-19-22
BLOCKS
Season: 1, four= times
Career: 3, Connecticut 6-12-24
STEALS
Season: 2, two times
Career: 5, two times
FIELD GOALS
Season: 13, Atlanta 6-6-25
Career: 14, Indiana 6-15-23
FIELD GOAL ATTEMPTS
Season: 22, Atlanta 6-6-25
Career: 22, three times
3-POINT FIELD GOALS
Season: 5, Chicago 6-15-25
Career: 6, five times
3-POINT FIELD GOAL ATTEMPTS
Season: 12, two times
Career: 14, Seattle 5-22-21
FREE THROWS MADE
Season: 5, Atlanta 6-6-25
Career: 13, Dallas 8-6-23
FREE THROWS ATTEMPTED
Season: 6, Atlanta 6-6-25
Career: 14, Dallas 8-6-23
MINUTES
Season: 39, Chicago 6-15-25
Career: 41, Seattle 5-22-21



RAYAH MARSHALL | #13

FORWARD | 6-4 | USC | 11/15/2003 | ROOKIE | 2025 RND 2 PICK 25 (CON)

QUICK FACTS:

- Selected 25th overall by the Connecticut Sun in the 2025 WNBA Draft.
- Played four seasons at the University of Southern California (2021-2025)
- Accolades include: Big Ten All-Defensive Team (2025), All-Pac 12 First Team member (2023), Pac-12 All-Defensive Team member (2023), Pac-12 All-Freshman Team member (2022)
- Helped lead USC to back-to-back NCAA Elite Eight appearances (2024, 2025), as well as the 2024 Pac-12 tournament and 2025 Big Ten regular season championship titles.

GAME BY GAME STATISTICS

DATE	OPP	MIN	FG-FGA	3P-3PA	FT-FTA	OR	DR	TOT	AST	STL	BK	TO	PF	PTS
5.18	WAS													
5.20	LVA	10	0-3	0-1	0-0	1	5	6	1	0	1	0	2	0
5.23	@MIN													
5.25	@ATL	2	0-0	0-0	0-0	0	0	0	0	0	0	0	0	0
5.27	DAL	7	0-0	0-0	0-0	1	2	3	0	0	0	2	0	0
5.30	@IND													
6.1	@NYL	8	0-2	0-0	1-2	2	2	4	2	0	0	0	0	1
6.6	ATL													
6.8	@WAS													
6.15	CHI													
6.17	@IND	1	0-1	0-0	1-2	0	0	0	0	0	0	0	0	1
6.18	PHO													
6.20	DAL													
6.22	@GSV	10	2-4	0-0	1-1	1	2	3	0	0	0	2	1	5
6.25	@LVA													
6.27	@SEA													
6.29	@MIN	6	2-3	0-0	0-1	0	1	1	0	0	0	1	1	4
7.6	LVA	1	0-0	0-0	0-0	0	0	0	0	0	0	0	0	0
7.9	SEA													
7.11	@SEA													
7.13	@LAS													
7.15	IND													
7.24	LAS													
7.27	GSV	9	1-2	0-0	0-0	0	2	2	0	0	0	0	2	2
7.28	SEA	4	2-3	0-0	1-1	0	0	0	0	1	0	0	0	5
8.1	NYL													
8.3	NYL													
8.5	@PHO													
8.7	@LAS													
8.10	@LVA													
8.11	@GSV													
8.13	CHI													
8.17	IND													
8.19	@WAS													
8.21	WAS													
8.23	@CHI													
8.25	@NYL													
8.27	@DAL													
8.30	MIN													
9.1	ATL													
9.3	@CHI													
9.6	PHO													
9.8	@ATL													
9.10	ATL													

CAREER STATISTICS

YEAR	TM	G-GS	MIN	FG-FGA	3P-3PA	FT-FTA	OR	DR	TOT	AST	STL	BK	TO	PF	PTS
2025	CON	10-0	62	7-18	0-1	4-7	5	14	19	3	1	1	5	6	18
CAREER		10-0	62	7-18	0-1	4-7	5	14	19	3	1	1	5	6	18

SEASON-CAREER HIGHS

POINTS
Season: 5, two times
Career: 5, two times
TOTAL REBOUNDS
Season: 6, Las Vegas 5-20-25
Career: 6, Las Vegas 5-20-25
DEFENSIVE REBOUNDS
Season: 5, Las Vegas 5-20-25
Career: 5, Las Vegas 5-20-25
OFFENSIVE REBOUNDS
Season: 2, New York 6-1-25
Career: 2, New York 6-1-25
ASSISTS
Season: 2, New York 6-1-25
Career: 2, New York 6-1-25
BLOCKS
Season: 1, Las Vegas 5-20-25
Career: 1, Las Vegas 5-20-25
STEALS
Season: 1, Seattle 7-28-25
Career: 1, Seattle 7-28-25
FIELD GOALS
Season: 2, two times
Career: 2, two times
FIELD GOAL ATTEMPTS
Season: 4, Golden State 6-22-25
Career: 4, Golden State 6-22-25
3-POINT FIELD GOALS
Season:
Career:
3-POINT FIELD GOAL ATTEMPTS
Season: 1, Las Vegas 5-20-25
Career: 1, Las Vegas 5-20-25
FREE THROWS MADE
Season: 1, four times
Career: 1, four times
FREE THROWS ATTEMPTED
Season: 2, two times
Career: 2, two times
MINUTES
Season: 10, two times
Career: 10, two times



ANEESA MORROW | #24

FORWARD | 6-1 | LSU | 2/2/2003 | ROOKIE | 2025 RND 1 PICK 7 (CON)

QUICK FACTS:

- Selected seventh overall by the Connecticut Sun in the 2025 WNBA Draft.
- Played two seasons at DePaul University (2021-2023) before transferring to LSU for her final two collegiate seasons (2023-2025).
- Accolades include: Katrina McClain Award winner ('25), WBCA Coaches' All-American ('25), First-team All-American- USBWA ('25), USBWA/WBCA National Freshman of the Year ('22), 2x First-team All-SEC (24, 25), 2x First-team All-Big East ('22, '23), 2x NCAA season rebounding leader ('22, '25)

GAME BY GAME STATISTICS

DATE	OPP	MIN	FG-FGA	3P-3PA	FT-FTA	OR	DR	TOT	AST	STL	BK	TO	PF	PTS
5.18	WAS													
5.20	LVA													
5.23	@MIN	1	0-1	0-1	0-0	0	0	0	0	0	0	0	2	0
5.25	@ATL	10	1-4	1-1	0-0	2	5	7	0	0	0	1	2	3
5.27	DAL	8	1-3	0-1	1-5	0	0	0	0	0	0	1	2	3
5.30	@IND	2	1-1	0-0	0-0	1	0	1	0	0	0	0	0	2
6.1	@NYL	15	2-6	2-5	2-2	1	2	3	0	0	0	0	2	8
6.6	ATL	13	1-2	0-0	1-2	0	2	2	1	0	0	0	2	3
6.8	@WAS	17	1-4	0-1	0-0	0	0	0	1	1	1	2	3	2
6.15	CHI													
6.17	@IND	3	0-0	0-0	0-0	0	0	0	0	0	0	0	0	0
6.18	PHO	22	5-11	0-1	6-8	3	6	9	1	3	0	2	2	16
6.20	DAL	19	3-6	0-0	4-5	3	4	7	3	0	1	0	4	10
6.22	@GSV	15	4-9	1-2	5-7	3	1	4	0	0	0	1	4	14
6.25	@LVA	11	0-5	0-0	0-0	0	6	6	1	0	1	2	3	0
6.27	@SEA	26	9-14	2-2	0-0	4	7	11	1	2	0	3	2	20
6.29	@MIN	26	5-14	0-3	6-6	3	8	11	2	5	1	1	3	16
7.6	LVA	21	4-14	0-3	4-4	2	1	3	0	2	1	3	1	12
7.9	SEA	19	2-5	0-1	2-2	1	6	7	0	0	1	2	3	6
7.11	@SEA	10	1-3	0-2	2-2	0	1	1	0	0	0	0	2	4
7.13	@LAS	21	5-11	0-3	0-0	2	5	7	0	0	0	2	0	10
7.15	IND	23	3-13	1-4	0-0	2	10	12	1	0	0	1	1	7
7.24	LAS	12	2-5	1-1	0-0	2	6	8	0	0	0	1	4	5
7.27	GSV	23	3-9	0-2	2-2	4	7	11	0	2	1	2	5	8
7.28	SEA	17	3-7	1-3	2-2	1	6	7	1	1	0	1	1	9
8.1	NYL	22	2-4	0-0	0-0	6	5	11	1	0	0	4	0	4
8.3	NYL	26	5-11	0-3	6-6	1	8	9	0	1	2	1	2	16
8.5	@PHO													
8.7	@LAS													
8.10	@LVA													
8.11	@GSV													
8.13	CHI													
8.17	IND													
8.19	@WAS													
8.21	WAS													
8.23	@CHI													
8.25	@NYL													
8.27	@DAL													
8.30	MIN													
9.1	ATL													
9.3	@CHI													
9.6	PHO													
9.8	@ATL													
9.10	ATL													

CAREER STATISTICS

YEAR	TM	G-GS	MIN	FG-FGA	3P-3PA	FT-FTA	OR	DR	TOT	AST	STL	BK	TO	PF	PTS
2025	CON	24-6	394	63-162	9-39	43-53	41	96	137	13	17	10	30	50	178
CAREER		24-6	394	63-162	9-39	43-53	41	96	137	13	17	10	30	50	178

SEASON-CAREER HIGHS

POINTS
Season: 20, Seattle 6-27-25
Career: 20, Seattle 6-27-25
TOTAL REBOUNDS
Season: 12, Indiana 7-15-25
Career: 12, Indiana 7-15-25
DEFENSIVE REBOUNDS
Season: 10, Indiana 7-15-25
Career: 10, Indiana 7-15-25
OFFENSIVE REBOUNDS
Season: 6, New York 8-1-25
Career: 6, New York 8-1-25
ASSISTS
Season: 3, Dallas 6-20-25
Career: 3, Dallas 6-20-25
BLOCKS
Season: 2, New York 8-3-25
Career: 2, New York 8-3-25
STEALS
Season: 5, Minnesota 6-29-25
Career: 5, Minnesota 6-29-25
FIELD GOALS
Season: 9, Seattle 6-27-25
Career: 9, Seattle 6-27-25
FIELD GOAL ATTEMPTS
Season: 14, Seattle 6-27-25
Career: 14, Seattle 6-27-25
3-POINT FIELD GOALS
Season: 2, two times
Career: 2, two times
3-POINT FIELD GOAL ATTEMPTS
Season: 5, New York 6-1-25
Career: 5, New York 6-1-25
FREE THROWS MADE
Season: 6, three times
Career: 6, three times
FREE THROWS ATTEMPTED
Season: 8, Phoenix 6-18-25
Career: 8, Phoenix 6-18-25
MINUTES
Season: 26, two times
Career: 26, two times



OLIVIA NELSON-ODODA | #10

FORWARD | 6-5 | CONNECTICUT | 8/17/2000 | 3 YRS PRO | 2022 RND 2 PICK 19 (LAS)

QUICK FACTS:

- Traded to the Sun on Jan. 2023 from the Los Angeles Sparks.
- Appeared in 37 regular season games for the Sun, averaging 3.4 points, 2.5 rebounds and 0.6 blocks per game in 2024.
- Competed with Shanxi in Women's Chinese Basketball Association (WBCA) during the 2024-25 offseason.
- All-BIG EAST First Team ('22), BIG EAST Co-Defensive Player of the Year ('21) at UConn.

GAME BY GAME STATISTICS

DATE	OPP	MIN	FG-FGA	3P-3PA	FT-FTA	OR	DR	TOT	AST	STL	BK	TO	PF	PTS
5.18	WAS	24	5-8	0-0	8-8	3	5	8	0	0	0	0	4	18
5.20	LVA	20	3-7	0-1	2-2	2	1	3	2	0	1	2	3	8
5.23	@MIN	28	5-7	0-0	0-0	5	5	10	2	0	1	3	4	10
5.25	@ATL	21	4-7	0-0	3-6	0	5	5	0	0	2	1	2	11
5.27	DAL	25	1-5	0-0	4-6	2	3	5	3	2	0	0	1	6
5.30	@IND	28	2-8	0-0	4-4	3	6	9	0	1	1	0	4	8
6.1	@NYL	20	2-5	0-0	2-2	2	3	5	0	1	0	2	2	6
6.6	ATL	11	0-3	0-0	2-2	0	1	1	0	3	0	1	0	2
6.8	@WAS				OUT- LEFT ANKLE									
6.15	CHI	25	2-6	0-0	1-4	1	9	10	0	1	2	2	3	5
6.17	@IND	16	6-8	0-0	2-2	5	3	8	0	0	0	2	3	14
6.18	PHO	23	4-6	0-0	2-4	4	10	14	1	0	3	1	2	10
6.20	DAL	20	3-5	0-0	0-0	0	0	0	1	1	3	0	2	6
6.22	@GSV	22	0-5	0-0	4-6	1	5	6	3	0	5	1	5	4
6.25	@LVA	27	4-8	0-0	4-4	2	3	5	0	0	1	4	4	12
6.27	@SEA	27	5-7	0-0	2-5	0	6	6	2	3	2	0	3	12
6.29	@MIN	21	4-8	0-0	2-3	1	2	3	2	0	1	0	1	10
7.6	LVA	22	3-5	0-0	3-4	1	6	7	1	0	0	2	0	9
7.9	SEA	25	3-7	0-0	2-2	0	6	6	0	0	3	2	2	8
7.11	@SEA	34	4-5	0-0	2-2	2	6	8	1	1	2	0	1	10
7.13	@LAS	23	2-4	0-0	0-0	1	2	3	0	0	0	4	6	4
7.15	IND	19	3-9	0-0	0-0	4	1	5	1	1	0	1	3	6
7.24	LAS	29	7-12	0-0	3-4	3	1	4	0	0	2	0	3	17
7.27	GSV	9	0-0	0-0	0-0	0	0	0	0	0	1	1	6	0
7.28	SEA	24	4-8	0-0	2-3	1	5	6	2	3	2	0	0	10
8.1	NYL	26	6-8	0-0	4-6	2	2	4	1	1	3	2	2	16
8.3	NYL	18	3-5	0-0	2-5	0	2	2	0	0	0	1	1	8
8.5	@PHO													
8.7	@LAS													
8.10	@LVA													
8.11	@GSV													
8.13	CHI													
8.17	IND													
8.19	@WAS													
8.21	WAS													
8.23	@CHI													
8.25	@NYL													
8.27	@DAL													
8.30	MIN													
9.1	ATL													
9.3	@CHI													
9.6	PHO													
9.8	@ATL													
9.10	ATL													

CAREER STATISTICS

YEAR	TM	G-GS	MIN	FG-FGA	3P-3PA	FT-FTA	OR	DR	TOT	AST	STL	BK	TO	PF	PTS
2022	LAS	30-6	436	47-84	0-0	26-37	34	54	88	11	9	24	30	77	120
2023	CON	39-0	584	65-121	0-0	46-65	50	94	144	23	20	33	30	87	176
2024	CON	37-0	436	49-99	0-0	27-41	30	63	93	8	14	21	29	63	125
2025	CON	26-20	597	85-166	0-1	60-84	45	98	143	22	18	35	32	67	230
CAREER		132-26	2054	246-470	0-1	159-227	159	310	469	64	61	113	121	294	651

SEASON-CAREER HIGHS

POINTS

Season: 18, Washington 5-18-25
Career: 20, Chicago 9-10-23

TOTAL REBOUNDS

Season: 14, Phoenix 6-18-25
Career: 14, Phoenix 6-18-25

DEFENSIVE REBOUNDS

Season: 10, Phoenix 6-18-25
Career: 10, two times

OFFENSIVE REBOUNDS

Season: 5, two times
Career: 6, Indiana 8-4-23

ASSISTS

Season: 3, two times
Career: 4, two times

BLOCKS

Season: 5, Golden State 6-22-25
Career: 5, Golden State 6-22-25

STEALS

Season: 3, two times
Career: 3, five times

FIELD GOALS

Season: 7, Los Angeles 7-24-25
Career: 8, Chicago 9-10-23

FIELD GOAL ATTEMPTS

Season: 12, Los Angeles 7-24-25
Career: 14, Chicago 9-19-24

3-POINT FIELD GOALS

Season:
Career:

3-POINT FIELD GOAL ATTEMPTS

Season: 1, Las Vegas 5-20-25
Career: 1, Las Vegas 5-20-25

FREE THROWS MADE

Season: 8, Washington 5-18-25
Career: 8, Washington 5-18-25

FREE THROWS ATTEMPTED

Season: 8, Washington 5-18-25
Career: 8, Washington 5-18-25

MINUTES

Season: 29, Los Angeles 7-24-25
Career: 35, Chicago 9-10-23



HALEY PETERS | #7

FORWARD | 6-3 | DUKE | 9/17/1992 | 3 YEARS PRO | UNDRAFTED

QUICK FACTS:

- Signed a training camp contract with the Connecticut Sun on February 24, 2025.
- Has seen WNBA action with the San Antonio Silver Stars (2016-17), Washington Mystics (2017) and Atlanta Dream (2019).
- Played the 2024-25 season overseas with French club, ESB Villeneuve, where she averaged 13.1 points, 7.3 rebounds and 2.3 assists per game.
- With Duke- All-ACC Second Team (2013), All-ACC Third Team (2012), 2x ACC Tournament Champion

GAME BY GAME STATISTICS

DATE	OPP	MIN	FG-FGA	3P-3PA	FT-FTA	OR	DR	TOT	AST	STL	BK	TO	PF	PTS
5.18	WAS	16	1-6	0-2	1-2	2	2	4	1	0	0	3	5	3
5.20	LVA	11	2-3	0-0	0-0	3	1	4	1	0	0	0	3	4
5.23	@MIN	20	5-8	2-5	0-0	0	6	6	2	2	1	2	3	12
5.25	@ATL	7	0-0	0-0	0-0	0	0	0	0	0	0	0	0	0
5.27	DAL	16	0-3	0-1	3-3	3	1	4	2	1	0	1	2	3
5.30	@IND	17	4-4	0-0	1-1	1	1	2	0	2	0	3	3	9
6.1	@NYL	22	1-4	0-2	0-0	1	4	5	3	1	0	3	1	2
6.6	ATL	15	0-0	0-0	0-0	2	2	4	0	0	0	1	0	0
6.8	@WAS	14	0-1	0-1	0-0	0	0	0	0	1	0	0	0	0
6.15	CHI					DNP- COACH'S DECISION								
6.17	@IND	24	1-4	0-3	2-2	0	1	1	1	1	1	2	2	4
6.18	PHO	12	1-5	0-2	0-0	1	3	4	2	0	0	0	0	2
6.20	DAL	11	1-3	0-1	0-0	1	3	4	1	0	1	0	2	2
6.22	@GSV	13	1-4	0-0	0-0	0	4	4	1	0	0	0	3	2
6.25	@LVA	22	0-6	0-2	1-2	2	4	6	0	1	0	0	3	1
6.27	@SEA	8	0-1	0-1	0-0	0	0	0	1	0	0	0	0	0
6.29	@MIN	17	2-2	1-1	0-1	1	1	2	3	0	0	1	3	5
7.6	LVA	12	1-3	1-2	0-0	0	0	0	0	0	0	0	1	3
7.9	SEA	4	0-0	0-0	0-0	0	0	0	1	0	0	0	1	0
7.11	@SEA	5	0-0	0-0	0-0	0	0	0	0	0	0	0	3	0
7.15	IND	3	0-1	0-0	0-0	0	1	1	0	0	0	0	1	0
7.24	LAS	5	1-4	1-4	0-0	0	0	0	0	0	0	0	1	3
7.27	GSV	13	1-2	0-1	0-0	0	2	2	1	0	0	3	2	2
7.28	SEA	10	0-1	0-1	0-0	0	1	1	1	0	0	0	1	0
8.1	NYL					DNP- COACH'S DECISION								
8.3	NYL					DNP- COACH'S DECISION								
8.5	@PHO													
8.7	@LAS													
8.10	@LVA													
8.11	@GSV													
8.13	CHI													
8.17	IND													
8.19	@WAS													
8.21	WAS													
8.23	@CHI													
8.25	@NYL													
8.27	@DAL													
8.30	MIN													
9.1	ATL													
9.3	@CHI													
9.6	PHO													
9.8	@ATL													
9.10	ATL													

SEASON-CAREER HIGHS

POINTS
Season: 12, Minnesota 5-23-25
Career: 19, Dallas 9-9-16
TOTAL REBOUNDS
Season: 6, two times
Career: 6, three times
DEFENSIVE REBOUNDS
Season: 6, Minnesota 5-23-25
Career: 6, two times
OFFENSIVE REBOUNDS
Season: 3, two times
Career: 3, three times
ASSISTS
Season: 3, two times
Career: 4, Dallas 9-9-16
BLOCKS
Season: 1, two times
Career: 1, ten times
STEALS
Season: 2, two times
Career: 3, Dallas 9-9-16
FIELD GOALS
Season: 5, Minnesota 5-23-25
Career: 6, two times
FIELD GOAL ATTEMPTS
Season: 8, Minnesota 5-23-25
Career: 11, three times
3-POINT FIELD GOALS
Season: 2, Minnesota 5-23-25
Career: 3, two times
3-POINT FIELD GOAL ATTEMPTS
Season: 5, Minnesota 5-23-25
Career: 5, two games
FREE THROWS MADE
Season: 3, Dallas 5-27-25
Career: 5, Dallas 9-9-16
FREE THROWS ATTEMPTED
Season: 3, Dallas 5-27-25
Career: 8, Dallas 9-9-16
MINUTES
Season: 22, two times
Career: 32, Indiana 7-1-16

CAREER STATISTICS

YEAR	TM	G-GS	MIN	FG-FGA	3P-3PA	FT-FTA	OR	DR	TOT	AST	STL	BK	TO	PF	PTS
2016	SAN	34-0	593	75-215	18-72	28-37	16	62	78	27	12	7	28	64	196
2017	2TM	4-0	42	3-9	3-6	0-0	0	3	3	1	0	0	4	6	9
2019	ATL	4-0	26	0-7	0-0	2-2	1	1	2	1	1	1	4	3	2
2025	CON	23-2	309	22-65	5-29	8-11	17	37	54	21	9	3	19	40	57
CAREER		65-2	971	100-296	26-107	38-50	34	103	137	50	22	11	55	113	264



SANIYA RIVERS | #22

GUARD | 6-1 | NC STATE | 3/4/2003 | ROOKIE | 2025 RND 1 PICK 8 (CON)

QUICK FACTS:

- Selected eighth overall by the Connecticut Sun in the 2025 WNBA Draft.
- Played one season at University of South Carolina (2021-2022) before transferring to NC State for her final three collegiate seasons (2022-2025).
- Accolades include: 2x All-America Honorable Mention (2024, 2025), 2x All-ACC First Team member (2024, 2025), 2x ACC All-Defensive Team member (2024, 2025), ACC Sixth Player of the Year (2023)

GAME BY GAME STATISTICS

DATE	OPP	MIN	FG-FGA	3P-3PA	FT-FTA	OR	DR	TOT	AST	STL	BK	TO	PF	PTS
5.18	WAS													
5.20	LVA	25	3-7	1-2	4-4	0	4	4	2	2	1	3	0	11
5.23	@MIN	28	5-11	1-5	0-0	3	3	6	3	3	2	2	1	11
5.25	@ATL	28	1-5	0-0	0-0	1	1	2	3	0	0	2	2	2
5.27	DAL	21	3-9	0-3	2-2	0	2	2	2	0	0	1	4	8
5.30	@IND	32	3-6	3-5	3-4	0	2	2	6	0	0	0	1	12
6.1	@NYL	31	1-7	0-5	0-0	1	0	1	2	2	0	3	0	2
6.6	ATL	24	4-9	0-2	1-2	2	3	5	2	3	2	2	1	9
6.8	@WAS	21	1-6	0-2	0-0	0	0	0	2	2	1	3	3	2
6.15	CHI													
6.17	@IND	20	3-6	1-3	0-0	0	3	3	5	0	1	0	4	7
6.18	PHO	22	2-7	0-2	3-4	1	0	1	3	1	0	1	3	7
6.20	DAL	27	3-10	2-4	0-2	3	1	4	2	3	2	3	5	8
6.22	@GSV	32	1-6	0-3	0-0	0	4	4	3	2	2	2	1	2
6.25	@LVA	29	5-10	0-1	0-0	0	2	2	3	2	2	1	0	10
6.27	@SEA	24	1-6	0-1	2-3	0	1	1	6	2	2	3	2	4
6.29	@MIN	24	3-8	0-1	3-4	1	1	2	1	1	1	1	1	9
7.6	LVA	30	5-13	0-3	0-0	1	6	7	1	1	1	3	1	10
7.9	SEA	34	4-9	1-3	2-2	1	3	4	7	4	1	0	2	11
7.11	@SEA	34	4-13	2-5	2-4	0	2	2	3	2	0	1	0	12
7.13	@LAS	29	8-11	3-4	1-2	0	6	6	1	3	1	2	1	20
7.15	IND	29	4-10	0-3	0-0	1	4	5	3	2	0	0	5	8
7.24	LAS	18	0-1	0-0	5-6	1	1	2	1	0	1	1	2	5
7.27	GSV	23	2-5	1-3	0-0	2	4	6	3	1	2	0	1	5
7.28	SEA	12	2-7	1-2	0-0	0	0	0	1	0	0	2	0	5
8.1	NYL	15	2-5	0-1	1-2	0	2	2	2	2	0	0	2	5
8.3	NYL	20	3-5	1-1	0-0	0	1	1	4	2	0	1	2	7
8.5	@PHO													
8.7	@LAS													
8.10	@LVA													
8.11	@GSV													
8.13	CHI													
8.17	IND													
8.19	@WAS													
8.21	WAS													
8.23	@CHI													
8.25	@NYL													
8.27	@DAL													
8.30	MIN													
9.1	ATL													
9.3	@CHI													
9.6	PHO													
9.8	@ATL													
9.10	ATL													

CAREER STATISTICS

YEAR	TM	G-GS	MIN	FG-FGA	3P-3PA	FT-FTA	OR	DR	TOT	AST	STL	BK	TO	PF	PTS
2025	CON	25-22	642	73-192	17-64	29-41	18	56	74	71	40	22	37	44	192
CAREER		25-22	642	73-192	17-64	29-41	18	56	74	71	40	22	37	44	192

SEASON-CAREER HIGHS

POINTS
Season: 20, Los Angeles 7-13-25
Career: 20, Los Angeles 7-13-25
TOTAL REBOUNDS
Season: 7, Las Vegas 7-6-25
Career: 7, Las Vegas 7-6-25
DEFENSIVE REBOUNDS
Season: 6, two times
Career: 6, two times
OFFENSIVE REBOUNDS
Season: 3, two times
Career: 3, two times
ASSISTS
Season: 7, Seattle 7-9-25
Career: 7, Seattle 7-9-25
BLOCKS
Season: 2, seven times
Career: 2, seven times
STEALS
Season: 4, Seattle 7-9-25
Career: 4, Seattle 7-9-25
FIELD GOALS
Season: 8, Los Angeles 7-13-25
Career: 8, Los Angeles 7-13-25
FIELD GOAL ATTEMPTS
Season: 13, two times
Career: 13, two times
3-POINT FIELD GOALS
Season: 3, two times
Career: 3, two times
3-POINT FIELD GOAL ATTEMPTS
Season: 5, three times
Career: 5, three times
FREE THROWS MADE
Season: 5, Los Angeles 7-24-25
Career: 5, Los Angeles 7-24-25
FREE THROWS ATTEMPTED
Season: 6, Los Angeles 7-24-25
Career: 6, Los Angeles 7-24-25
MINUTES
Season: 34, two times
Career: 34, two times



JACY SHELDON #4

GUARD | 5-10 | OHIO STATE UNIVERSITY | 8/23/2000 | 1 YEAR PRO | 2024 RND 1 PICK 5 (DAL)

QUICK FACTS:

- Traded to the Connecticut Sun from the Dallas Wings on February 2, 2025.
- Averaged 5.1 points, 2.1 rebounds and 2.5 assists per game for the Wings during her rookie season.
- Played five seasons at Ohio State University (2019-2024). Picked up First-Team All-Big Ten (2022, 2024), Second-Team All-Big Ten (2021), AP Third-Team All-American (2024), USBWA Second-Team All-American (2024) and Big Ten All-Defensive Team (2022, 2024) honors.
- Served as the Director of Player Development for OSU WBB during the 2024-2025 season.

GAME BY GAME STATISTICS

DATE	OPP	MIN	FG-FGA	3P-3PA	FT-FTA	OR	DR	TOT	AST	STL	BK	TO	PF	PTS
5.18	WAS	30	4-5	0-1	3-3	0	2	2	0	0	0	1	6	11
5.20	LVA	23	0-7	0-2	0-0	0	2	2	1	0	0	4	2	0
5.23	@MIN	29	2-8	2-3	0-0	1	0	1	4	0	0	3	1	6
5.25	@ATL	23	2-3	0-1	0-1	0	0	0	2	0	1	0	2	4
5.27	DAL	33	3-7	0-2	0-0	0	1	1	7	4	0	2	3	6
5.30	@IND	15	2-3	0-1	0-0	0	0	0	0	1	0	1	3	4
6.1	@NYL	27	4-7	1-4	1-1	3	0	3	2	2	0	2	2	10
6.6	ATL	19	1-3	0-1	0-0	1	0	1	2	0	0	0	2	2
6.8	@WAS	23	6-8	3-5	0-0	0	1	1	1	1	1	0	3	15
6.15	CHI	29	4-5	2-2	2-2	3	1	4	3	3	0	0	2	12
6.17	@IND	27	1-4	0-3	0-0	2	0	2	3	3	0	1	4	2
6.18	PHO	23	5-11	3-6	0-0	0	0	0	1	0	0	3	1	13
6.20	DAL	24	4-4	2-2	0-0	0	1	1	2	0	0	0	5	10
6.22	@GSV	28	3-8	2-6	2-2	1	1	2	2	1	1	0	1	10
6.25	@LVA	24	3-8	2-5	0-0	1	2	3	3	2	0	1	3	8
6.27	@SEA	28	5-6	2-2	3-3	2	2	4	1	0	0	3	2	15
6.29	@MIN	21	3-9	1-5	0-0	1	1	2	0	0	0	2	1	7
7.6	LVA	23	3-5	2-3	0-0	1	4	5	2	1	0	1	3	8
7.9	SEA	30	5-8	4-6	2-2	0	2	2	4	0	0	2	2	16
7.11	@SEA	11	0-0	0-0	0-0	0	1	1	1	0	1	1	3	0
7.13	@LAS	17	5-6	1-2	0-0	1	1	2	1	0	0	0	3	11
7.15	IND	26	0-7	0-5	1-2	0	0	0	3	2	0	0	1	1
7.24	LAS	22	1-8	1-3	2-2	1	1	2	1	0	0	0	3	5
7.27	GSV	19	5-7	3-4	0-0	0	3	3	2	2	1	1	2	13
7.28	SEA	25	4-6	3-3	0-0	0	3	3	2	0	0	1	3	11
8.1	NYL	27	0-5	0-3	0-0	2	1	3	3	1	1	1	1	0
8.3	NYL	18	2-4	0-1	0-0	0	0	0	1	3	0	0	1	4
8.5	@PHO													
8.7	@LAS													
8.10	@LVA													
8.11	@GSV													
8.13	CHI													
8.17	IND													
8.19	@WAS													
8.21	WAS													
8.23	@CHI													
8.25	@NYL													
8.27	@DAL													
8.30	MIN													
9.1	ATL													
9.3	@CHI													
9.6	PHO													
9.8	@ATL													
9.10	ATL													

CAREER STATISTICS

YEAR	TM	G-GS	MIN	FG-FGA	3P-3PA	FT-FTA	OR	DR	TOT	AST	STL	BK	TO	PF	PTS
2024	DAL	40-26	931	81-210	30-97	25-27	27	55	82	99	23	12	63	101	217
2025	CON	27-17	654	77-162	34-81	16-18	20	30	50	54	26	6	30	65	204
CAREER		67-43	1585	158-372	64-178	41-45	47	85	132	153	49	18	93	166	421

SEASON-CAREER HIGHS

POINTS
Season: 16, Seattle 7-9-25
Career: 17, Atlanta 7-5-24
TOTAL REBOUNDS
Season: 5, Las Vegas 7-6-25
Career: 6, Washington 6-23-24
DEFENSIVE REBOUNDS
Season: 4, Las Vegas 7-6-25
Career: 4, five times
OFFENSIVE REBOUNDS
Season: 3, two times
Career: 3, five times
ASSISTS
Season: 7, Dallas 5-27-25
Career: 8, Los Angeles 8-25-24
BLOCKS
Season: 1, six times
Career: 2, two times
STEALS
Season: 4, Dallas 5-27-25
Career: 4, Dallas 5-27-25
FIELD GOALS
Season: 6, Washington 6-8-25
Career: 6, three times
FIELD GOAL ATTEMPTS
Season: 11, Phoenix 6-18-25
Career: 12, Atlanta 7-5-24
3-POINT FIELD GOALS
Season: 4, Seattle 7-9-25
Career: 5, Atlanta 7-5-24
3-POINT FIELD GOAL ATTEMPTS
Season: 6, two times
Career: 8, Atlanta 7-5-24
FREE THROWS MADE
Season: 3, two times
Career: 4, two times
FREE THROWS ATTEMPTED
Season: 3, two times
Career: 4, two times
MINUTES
Season: 33, Dallas 5-27-25
Career: 37, two times



MIGNA TOURÉ | #4

GUARD | 6-0 | FRANCE | 12/19/1994 | ROOKIE | UNDRAFTED

QUICK FACTS:

- Signed a seven-day contract with the Sun on July 21
- Joined the Sun after most recently competing alongside Leïla Lacan at the 2025 FIBA Women's EuroBasket for the French Women's National Team...averaged 9.7 points and 2.8 assists over six games during the tournament.
- Prior to the 2025 WNBA season, she signed a training camp contract with the Golden State Valkyries where she appeared in two preseason contests before being waived prior to the start of the regular season.
- Touré has played professionally in France since 2012 and has enjoyed great success with in the French National Team circuit, including a gold-medal finish at the 2019 FIBA 3×3 Europe Cup and a fourth-place finish with the French 3×3 team at the 2021 Tokyo Olympics.

GAME BY GAME STATISTICS

DATE	OPP	MIN	FG-FGA	3P-3PA	FT-FTA	OR	DR	TOT	AST	STL	BK	TO	PF	PTS
7.24	LAS	5	0-2	0-1	0-0	0	0	0	0	0	0	1	2	0
7.27	GSV	4	0-1	0-0	0-0	0	0	0	0	0	0	0	0	0
7.28	SEA	5	0-1	0-1	0-0	0	0	0	0	1	0	1	1	0
8.1	NYL		DNP- COACH'S DECISION											
8.3	NYL	5	0-0	0-0	0-0	0	0	0	0	0	0	0	2	0
8.5	@PHO													
8.7	@LAS													
8.10	@LVA													
8.11	@GSV													
8.13	CHI													
8.17	IND													
8.19	@WAS													
8.21	WAS													
8.23	@CHI													
8.25	@NYL													
8.27	@DAL													
8.30	MIN													
9.1	ATL													
9.3	@CHI													
9.6	PHO													
9.8	@ATL													
9.10	ATL													

SEASON-CAREER HIGHS

POINTS

Season:

Career:

TOTAL REBOUNDS

Season:

Career:

DEFENSIVE REBOUNDS

Season:

Career:

OFFENSIVE REBOUNDS

Season:

Career:

ASSISTS

Season:

Career:

BLOCKS

Season:

Career:

STEALS

Season: 1, Seattle 7-28-25

Career: 1, Seattle 7-28-25

FIELD GOALS

Season:

Career:

FIELD GOAL ATTEMPTS

Season: 2, Los Angeles 7-24-25

Career: 2, Los Angeles 7-24-25

3-POINT FIELD GOALS

Season:

Career:

3-POINT FIELD GOAL ATTEMPTS

Season: 1, two times

Career: 1, two times

FREE THROWS MADE

Season:

Career:

FREE THROWS ATTEMPTED

Season:

Career:

MINUTES

Season: 5, three times

Career: 5, three times

CAREER STATISTICS

YEAR	TM	G-GS	MIN	FG-FGA	3P-3PA	FT-FTA	OR	DR	TOT	AST	STL	BK	TO	PF	PTS
2025	CON	4-0	19	0-4	0-2	0-0	0	0	0	0	1	0	2	5	0
CAREER		4-0	19	0-4	0-2	0-0	0	0	0	0	1	0	2	5	0

CONNECTICUT SUN 2025 HEAD SHOT CHART



**#1 MARINA
MABREY**



**#4 JACY
SHELDON**




**#7 HALEY
PETERS**



**#10 OLIVIA
NELSON-ODODA**



**#13 RAYAH
MARSHALL**




**#14 BRIA
HARTLEY**



**#15 LINDSAY
ALLEN**



**#22 SANIYA
RIVERS**




**#24 ANEESAH
MORROW**



**#28 MIGNA
TOURE**



**#31 TINA
CHARLES**



**#47 LEILA
LACAN**



**HEAD COACH
RACHID MEZIANE**



**ASSOC. HEAD COACH
RONEEKA HODGES**



**ASST. COACH
PASCAL ANGILLIS**



**ASST. COACH
ASHLEE MCGEE**