



# CONNECTICUT SUN GAME NOTES

## 2025 SCHEDULE

DATE	OPPONENT	TIME (ET)	TV/RES
5/18	WASHINGTON	1:00PM	L 90-85
5/20	LAS VEGAS	7:00PM	L 87-62
5/23	@ MINNESOTA	7:30PM	L 76-70
5/25	@ ATLANTA	3:00PM	L 79-55
5/27	DALLAS	7:00PM	L 109-87
5/30	@ INDIANA	7:30PM	W 85-83
6/1	@ NEW YORK	3:00PM	L 100-52
6/6	ATLANTA	7:30PM	W 84-76
6/8	@ WASHINGTON	3:00PM	L 104-67
6/15	CHICAGO	12:00PM	L 78-66
6/17	@ INDIANA	7:00PM	L 88-71
6/18	PHOENIX	7:00PM	L 83-75
6/20	DALLAS	7:30PM	L 86-83
6/22	@ GOLDEN STATE	8:30PM	L 87-63
6/25	@ LAS VEGAS	10:00PM	L 85-59
6/27	@ SEATTLE	10:00PM	L 97-81
6/29	@ MINNESOTA	7:00PM	L 102-63
7/6	LAS VEGAS	4:00PM	L 86-68
7/9	SEATTLE	11:00AM	W 93-83
7/11	@ SEATTLE	10:00PM	L 79-65
7/13	@ LOS ANGELES	6:00PM	L 92-88
7/15	INDIANA	8:00PM	L 85-77
7/24	LOS ANGELES	7:00PM	L 101-86
7/27	GOLDEN STATE	1:00PM	W 95-64
7/28	SEATTLE	7:00PM	L 101-85
8/1	NEW YORK	7:30PM	W 78-62
8/3	NEW YORK	1:00PM	L 87-78
8/5	@ PHOENIX	10:00PM	L 82-66
8/7	@ LOS ANGELES	10:00PM	L 102-91
8/10	@ LAS VEGAS	9:00PM	L 94-86
8/11	@ GOLDEN STATE	10:00PM	L 74-57
8/13	CHICAGO	7:00PM	W 71-62
8/17	INDIANA	1:00PM	L 99-93 (OT)
8/19	@ WASHINGTON	7:30PM	W 80-69
8/21	WASHINGTON	7:00PM	W 67-56
8/23	@ CHICAGO	4:00PM	W 94-84
8/25	@ NEW YORK	7:00PM	L 81-79
8/27	@ DALLAS	8:00PM	NBC SB
8/30	MINNESOTA	7:00PM	NBC SB/NBA TV
9/1	ATLANTA	1:00PM	NBC SB
9/3	@ CHICAGO	8:00PM	NBC SB
9/6	PHOENIX	1:00PM	NBC SB
9/8	@ ATLANTA	7:30PM	NBC SB
9/10	ATLANTA	7:00PM	NBC SB

## INJURY & STATUS REPORT

No injuries to report.

## THE MATCH UP

CONNECTICUT SUN (9-28) AT DALLAS WINGS (9-29)  
AUGUST 27 2025 AT 8:00 PM ET/7:00 PM CT  
COLLEGE PARK CENTER | ARLINGTON, TX  
BROADCAST: NBC SPORTS BOSTON

## PROBABLE STARTERS



### #14 BRIA HARTLEY G | 5-9 | 9 YRS CONNECTICUT

**2025 AVERAGES:** G/GS: 37/29 PPG: 9.1 RPG: 1.9 APG: 3.0 SPG: 0.8 BPG: 0.0 FG%: 36.1 MIN: 22.8  
**NOTES:** Notched a season-high 25 points at LAS 7/13...signed a training camp contract with the Sun on May 11, 2025...selected by the Seattle Storm with the seventh overall pick in 2014 WNBA Draft, then traded to the Washington Mystics on draft day...returns to the Sun after appearing in three games with the team during the 2022, prior to suffering a season-ending ACL injury...has also played with Washington (2014-16), New York (2017-2019), Phoenix (2020-21) and Indiana (2022) throughout her nine-year WNBA career...competed in the 2025 Athletes Unlimited season, where she averaged 15.1 points, 4.7 rebounds and 4.3 assists per game and finished tenth overall on the league's leaderboard...2x NCAA national champion with UConn...



### #3 MARINA MABREY G | 5-11 | 6 YRS NOTRE DAME

**2025 AVERAGES:** G/GS: 28/27 PPG: 14.5 RPG: 4.5 APG: 4.0 SPG: 0.7 BPG: 0.3 FG%: 36.1 MIN: 31.4  
**NOTES:** Leading the team in APG, 3PM and MPG...Missed nine games with a left knee injury...Acquired by the Sun on July 17, 2024 in a mid-season trade with the Chicago Sky...appeared in 16 regular season games and seven postseason games for the team...led the Sun in scoring on five occasions during the regular season...set a new career-high in rebounds (12) and blocks (3) and eclipsed 2,000 career-point in 2024...tied her career-high with six three-point field goals on two occasions (May 30 vs. Los Angeles- with Chicago, September 10 vs. Los Angeles- with Connecticut)...competed in the inaugural season of Unrivaled during the 2024-25 offseason with Team Phantom...



### #47 LEILA LACAN G | 5-11 | R FRANCE

**2025 AVERAGES:** G/GS: 20/10 PPG: 9.6 RPG: 2.4 APG: 3.8 SPG: 2.4 BPG: 0.1 FG%: 46.7 MIN: 26.5  
**NOTES:** Dished out a career-high 14 assists against Indiana on August 17...Leads all rookies with 2.4 SPG...Grabbed a career-high six steals on two occasions...Made her first career-start against Los Angeles on July 24...Notched a career-high 22 points against New York on August 25...Drafted 10th overall by the Sun in the 2024 WNBA Draft...Joined the Sun in July 2025 after competing with the French National Team at 2025 EuroBasket Tournament...Averaged 5.5 points, 2.8 rebounds and 2.7 assists over six games, helping France to a fourth-place finish...Earned silver medal with 2024 French National Team at the Paris Olympics...Has played professionally in France since 2022: Angers 2022-24 and Basket Landes 2024-present...



### #24 ANEESAH MORROW F | 6-1 | R LSU

**2025 AVERAGES:** G/GS: 34/16 PPG: 7.5 RPG: 6.4 APG: 0.5 SPG: 0.8 BPG: 0.5 FG%: 38.4 MIN: 18.1  
**NOTES:** Made her first WNBA start on 6/22 at Golden State...Recorded a career-high 20 points against Seattle on June 27...has led the Sun in scoring on six occasions...Drafted 7th overall in the 2025 WNBA Draft by the Sun out of LSU...played her freshman and sophomore seasons at DePaul University before transferring to LSU for her last two seasons...during her senior season she led LSU with 18.7 points per game and led the NCAA with 13.5 rebounds per game, marking the second time in career doing so (13.8 rpg as a freshman in 2021-22)...set an LSU single season record with 1,211 minutes played in 2024-25...second all-time in double-doubles (104), third all-time in rebounds (1,714) and 25th all-time in scoring (2,852) in NCAA D1 history



### #31 TINA CHARLES C | 6-4 | 13 YRS CONNECTICUT

**2025 AVERAGES:** G/GS: 36/35 PPG: 16.2 RPG: 5.9 APG: 1.7 SPG: 0.9 BPG: 0.5 FG%: 42.9 MIN: 28.4  
**NOTES:** Named Eastern Player of the Week 8/18-24 for 33rd time in her career...Moved into 6th all-time in scoring in Sun history on August 3 vs. NYL...Hit 1,000 career-assists on 7/28 vs. GSW...Hit 8,000 career-points on 7/11 at SEA...has led the team in scoring on 17 occasions and rebounding 14 times. Signed with the Sun as a free agent on February 2, 2025...drafted by CON with the No. 1 overall pick in the 2010 WNBA Draft...moved into 1st all-time in rebounds (4,014) and 2nd all-time in scoring (7,698) in WNBA history in 2024...8x WNBA All-Star...5x All-WNBA First Team...4x All-WNBA Second Team...2012 WNBA Most Valuable Player...2010 WNBA Rookie of the Year...3x Olympic Gold Medalist...2x NCAA National Champion

## TEAM BREAKDOWN

	MPG	PPG	ORB	DRB	RPG	APG	SPG	BPG	FG%	3P%	FT%	TO	PF
SUN	40.1	75.8	8.4	23.1	31.5	17.6	8.2	3.8	41.2	30.6	79.2	13.1	20.2
OPPS	40.1	85.2	8.8	26.8	35.6	21.4	7.1	3.6	46.3	34.4	78.7	14.2	17.5

## 2025 SUN RECORD BREAKDOWN

	RECORD	HOME	AWAY	OVERTIME
OVERALL	9-28	6-12	3-16	0-1
EASTERN	7-10	4-5	3-5	0-1
WESTERN	2-18	2-7	0-11	0-0

## 2025 CONNECTICUT SUN ROSTER

## ALPHABETICAL ROSTER

NO.	NAME	POS	HT	DOB	EXP	COLLEGE/FROM
15	Lindsay Allen	G	5-8	3/20/95	7	Notre Dame/USA
31	Tina Charles	C	6-4	12/5/88	13	Connecticut/USA
8	Aaliyah Edwards	F	6-3	7/9/02	1	Connecticut/USA
14	Bria Hartley	G	5-9	9/30/92	9	Connecticut/USA
47	Leila Lacan	G	5-11	6/2/04	R	France
3	Marina Mabrey	G	5-11	9/14/96	6	Notre Dame/USA
13	Rayah Marshall	C	6-4	11/15/03	R	USC/USA
24	Aneesah Morrow	F	6-1	2/2/03	R	LSU/USA
10	Olivia Nelson-Ododa	C	6-5	8/17/00	3	Connecticut/USA
7	Haley Peters	F	6-3	9/17/92	3	Duke/USA
22	Saniya Rivers	G	6-1	3/4/03	R	NC State/USA
28	Migna Touré	G	6-0	12/19/94	R	France

## NUMERICAL ROSTER

NO.	NAME	POS	HT	DOB	EXP	COLLEGE/FROM
3	Marina Mabrey	G	5-11	9/14/96	6	Notre Dame/USA
7	Haley Peters	F	6-3	9/17/92	3	Duke/USA
8	Aaliyah Edwards	F	6-3	7/9/02	1	Connecticut/USA
10	Olivia Nelson-Ododa	C	6-5	8/17/00	3	Connecticut/USA
13	Rayah Marshall	C	6-4	11/15/03	R	USC/USA
14	Bria Hartley	G	5-9	9/30/92	9	Connecticut/USA
15	Lindsay Allen	G	5-8	3/20/95	7	Notre Dame/USA
22	Saniya Rivers	G	6-1	3/4/03	R	NC State/USA
24	Aneesah Morrow	F	6-1	2/2/03	R	LSU/USA
28	Migna Touré	G	6-0	12/19/94	R	France
31	Tina Charles	C	6-4	12/5/88	13	Connecticut/USA
47	Leila Lacan	G	5-11	6/2/04	R	France

2025 CONNECTICUT SUN ROSTER

PLAYER PRONUNCIATION GUIDE

PLAYER NAME	PRONUNCIATION GUIDE
Lindsay Allen	Lindsay Allen
Tina Charles	[Tee-nuh] Charles
Aaliyah Edwards	[Uh-lee-uh] Edwards
Bria Hartley	[Bree-uh] [Hart-lee]
Leila Lacan	[Lay-la] [Luh-cahn]
Marina Mabrey	Marina [May-bree]
Rayah Marshall	[Raye-uh] Marshall
Aneesah Morrow	[ah-knee-sah] [more-oh]
Olivia Nelson-Ododa	Olivia Nelson-[uh-dough-duh]
Hayley Peters	[Hay-lee] Peters
Saniya Rivers	[suh-nye-uh] Rivers
Migna Touré	[Ming-yuh] [Tour-aye]

COACHING AND SUPPORT STAFF

POSITION	NAME	PRONUNCIATION GUIDE
General Manager	Morgan Tuck	
Chief Basketball Strategist	Darius Taylor	
Head Coach	Rachid Meziane	[Rah-sheed] [Mez-ee-on]
Associate Head Coach	Roneeka Hodges	[Ruh-knee-kah] [Hawd-jes]
Assistant Coach	Pascal Angillis	Pascal [ahn-gee-lease]
Assistant Coach	Ashlee McGee	Ashlee [Mc-ghee]
Head of Player Development	Chaz Franklin	
Player Development Coach	Bak Sawi	[Bock] [Sah-wee]
Player Development/Video Coordinator	Kevin Owens	
Manager of Basketball Operations	Kristina Beauchais	Kristina [Bow-shay]
Head Athletic Trainer	Ryan Newton	
Strength and Conditioning Coach	Analisse Rios	[ah-nah-lease] [ree-os]
Manager of Basketball Development	Kristen Mann	
Basketball Development Intern	Shavonte Zellous	[Sha-von-tay] [Zell-us]
Equipment Manager	Emily Fedor	Emily [Fuh-door]

## DALLAS WINGS ROSTER

NO.	NAME	POS	HT	WT	DOB	EXP	FROM
0	Amy Okonkwo	F	6-1	--	August 26, 1996	R	TCU
1	Diamond Miller	F	6-3	178	February 11, 2001	2	Maryland
2	Myisha Hines-Allen	F	6-1	200	May 30, 1995	7	Louisville
4	Serena Sundell	G	6-2	--	August 29, 2003	R	Kansas State
5	Paige Bueckers	G	6-0	--	October 20, 2001	R	Connecticut
10	Aziaha James	G	5-10	--	November 19, 2002	R	NC State
11	JJ Quinerly	G	5-8	--	October 24, 2002	R	West Virginia
18	Luisa Geiselsoder	C	6-4	--	February 10, 2000	R	Germany
20	Maddy Siegrist	F	6-2	175	May 22, 2000	2	Villanova
24	Arike Ogunbowale	G	5-8	165	March 2, 1997	6	Notre Dame
28	Li Yueru	C	6-7	--	March 28, 1999	2	China
30	Haley Jones	F-G	6-1	187	May 23, 2001	2	Stanford
34	Grace Berger	G	5-11	163	June 3, 1999	2	Indiana
52	Tyasha Harris	G	5-10	152	May 1, 1998	5	South Carolina

Head Coach- Chris Koclanes

Assistant Coaches- Camille Smith, Nola Henry, Belle Koclanes

## DALLAS WINGS LEADERS

## POINTS



Paige Bueckers  
19.0 PPG  
Guard

## REBOUNDS



Li Yueru  
5.8 RPG  
Center

## ASSISTS



Paige Bueckers  
5.2 APG  
Guard

## CONNECTICUT SUN VS. OPPONENT

## All-Time Regular Season Series (streak): 45-35 (L2)

- Last Win: 8/16/24: 109-91 (@DAL)
- Last Loss: 6/20/25: 86-83 (@CON)

## Home (streak): 25-16 (L2)

- Last Win: 5/31/24: 74-72
- Last Loss: 6/20/25: 86-83

## Away (streak): 20-19 (W2)

- Last Win: 8/16/24: 109-91
- Last Loss: 8/12/23: 91-81

Overtime: 3-4

Playoffs: 5-5

## Regular Season Series History vs. Opponent:

Most points scored, CON (team):	109 (8/16/24)
Fewest points scored, CON (team):	50 (7/8/03)
Most points scored, DAL (team):	109 (5/27/25)
Fewest points scored, DAL (team):	56 (9/7/21)
Largest margin of victory:	+33 (9/16/16)
Largest margin of defeat:	-23 (8/13/06)
Most points scored, CON (ind):	33, Lindsay Whalen (7/24/07)
Most points scored, DAL (ind):	36, Deanna Nolan (7/24/07)

## 2025 REGULAR SEASON VS. OPPONENT

GAME	RESULT	CON LEADING SCORER	CON LEADING REB.	DAL LEADING SCORER	DAL LEADING REB.
5/27 vs. DAL	L, 109-87	Tina Charles- 27	Tina Charles- 6	Paige Bueckers- 21	Myisha Hines-Allen- 7
6/20 vs. DAL	L, 86-83	Tina Charles- 26	Aneesah Morrow- 7	Paige Bueckers-21	Li Yueru- 9
8/27 @ DAL					

## 2024 REGULAR SEASON VS. OPPONENT

GAME	RESULT	CON LEADING SCORER	CON LEADING REB.	DAL LEADING SCORER	DAL LEADING REB.
5/31 vs. DAL	W, 74-72	Brionna Jones, 22	Alyssa Thomas, 14	Arike Ogunbowale, 21	Teaira McCowan, 7
6/15 @ DAL	W, 85-67	Rachel Banham, 16	Alyssa Thomas, 9	Maddy Siegrist/Teaira McCowan, 16	Teaira McCowan, 10
8/16 @ DAL	W, 109-91	DeWanna Bonner, 29	Alyssa Thomas, 8	Arike Ogunbowale, 21	Natasha Howard, 11

## THE LATEST ON THE SUN STORY LINES

### LAST TIME OUT AGAINST THE WINGS

Last time out against the Dallas Wings on June 20, the Sun fell in a close contest at home, 86-83. Tina Charles led the Sun in the effort with 26 points, six rebounds, one assist and one steal in 29 minutes played. She finished 8/17 from the floor and 10/11 from the free-throw line. Rookie forward Aneesah Morrow added 10 points, seven rebounds and a career-high three assists. The Sun enter Wednesday's contest with a 45-32 all-time regular season record against the Wings, including a 20-19 regular season record when playing on the road. Connecticut has not lost a regular season game in Dallas since August 12, 2023.

### AALIYAH EDWARDS JOINS THE SUN

On August 7, the Sun acquired sophomore forward Aaliyah Edwards in a trade with the Washington Mystics. The Mystics acquired guard Jacy Sheldon, as well as the right to swap WAS's 2026 1st round pick (from MIN) for CON's 2026 1st round pick (from NY). Edwards, a former UConn standout, was drafted by the Mystics as the sixth pick overall in the 2024 WNBA Draft and averaged 7.0 points, 4.7 rebounds, and 1.0 assists on 18.5 minutes per game during her time in Washington. The Kingston, Ontario native has also represented her country at the international level, notably being the youngest member of the 2020 Canadian Olympic squad in Tokyo and making a second appearance in the 2024 Paris Olympics.

### ROOKIE RECORDS

Sun rookie guards Leila Lacan and Saniya Rivers have been stepping it up for the team as the regular season comes to a close. On August 17 against the Fever, Lacan dished out a career-high 14 assists- marking the most assists for a rookie in a single game in franchise history. She also ties Alyssa Thomas (4 times) for second-most assists in a regular season game in Sun history. In the same game Rivers notched a career-high five blocks, joining Tina Charles and Elizabeth Williams as the only Sun rookie to record at least 5 blocks in a regular season game in franchise history. With five blocks in the game, she also became the fastest WNBA guard to reach 30 career blocks, doing so in 32 games.

### MABREY RETURNS

Sixth-year guard **Marina Mabrey** returned to the court on July 24 against the Sparks for the Sun after missing the nine previous games with a left knee injury sustained on June 20 vs. Dallas. Mabrey finished with seven points in 25 minutes off the bench. Prior to her injury, Mabrey was averaging a career-high 15.2 points and 5.0 rebounds per game. She also is leading the Sun in assists per game (4.0), three-point field goals made per game (2.0) and minutes played per game (31.8).

### WELCOME TO CT, MIGNA

On Monday, July 21, the Sun signed Mamignan "Migna" Touré to a seven-day contract. Touré, a native of Nevers, France, joins Connecticut after most recently competing alongside Sun rookie guard Leila Lacan at the 2025 FIBA Women's EuroBasket for the French Women's National Team. The 6-0 shooting guard averaged 9.7 points and 2.8 assists over six games during the tournament. Prior to the 2025 WNBA season, Touré signed a training camp contract with the Golden State Valkyries where she appeared in two preseason contests before being waived prior to the start of the regular season.

### TINA LEADING THE WAY

14-year league veteran center Tina Charles is hitting major milestones and making her presence known this season for the Sun. Charles tied Rebekkah Brunson for first all-time in WNBA history in offensive rebounds on Thursday, July 24 vs. Los Angeles (1166). She also hit 8,000 points in her WNBA career on Friday, July 11 against Seattle and hit 1,000 assists against Golden State on July 28. She is now the only player in WNBA history with at least 8,000 points, 4,000 rebounds and 1,000 assists. Charles has many other milestones on the horizon this season. She is currently:

- **26** field goals from 1st all-time in WNBA history
- **11** rebounds from 3rd all-time in Sun history

Charles has led the Sun in scoring in 17 of her 36 appearances this regular season, going for 20+ points 13 times this year. She has also reclaimed the spot for most double-doubles in Connecticut Sun franchise history, after Alyssa Thomas surpassed her original tally a season-ago. She now has 86 double-doubles in a Sun uniform and a league-best 200 in her career. In the Sun's 95-64 win over the Valkyries on Jul 27, Charles recorded a +/- of +39. The stat marks the highest +/- for a player who did not play more than 19 minutes in the game in WNBA history. She finished with a team-high 24 points in just 18:41 minutes of action in the win.

### MAKING STRIDES IN YEAR FOUR

**Olivia Nelson-Ododa** is making strides during her fourth year in the WNBA as one of two returners from the Sun's 2024 season squad. The 6-4 forward-center has started in 21 of her 36 contests played and is averaging career-bests of 8.3 points, 5.0 rebounds, 0.9 assists and a team-best 1.2 blocks per game. She also reached a new career-high with five blocks on 6/22 vs. Golden State. On June 29 at Minnesota, Nelson-Ododa eclipsed 100 blocks in her WNBA career, achieving the milestone in just 122 regular season games. She has also finished in double-digit scoring in 14 games this season, the most in her career.



## THE LATEST ON THE SUN STORY LINES

### **BOSTON RECAP**

In their final game prior to the WNBA All-Star Break on Tuesday, July 15, the Sun hosted their second-annual "Boston Game" at the historic TD Garden against the Indiana Fever. Connecticut fell in a close contest with Indiana, 85-77. The two teams played in front of a sold-out crowd, with 19,156 tickets sold, marking the third sell out of the 2025 season for the Sun, the third highest attendance to a WNBA game this season to date, and the second largest number of tickets sold to a Connecticut Sun game in the franchise's history. The Commonwealth of Massachusetts officially proclaimed July 15, 2025 to be 'WNBA Day in Boston' with Massachusetts Governor Maura Healey signing the official proclamation.

### **ROOKIES HEATING UP**

Rookie forward and the Sun's 2025 No. 7 overall draft pick **Aneesah Morrow** has seen much improvement from the beginning of the 2025 season. Morrow has finished in double-digits ten times, led the team in scoring on seven occasions and has averaged 7.5 points and a team-best 6.4 rebounds in 18.1 minutes per game this season. She notched a career-high 20 points and 11 rebounds against Seattle on June 27 and followed up that performance with 16 points and 11 rebounds against Minnesota on June 29, recording her first two double-doubles in the WNBA. In the Sun's game against the New York Liberty on August 25, Morrow grabbed a career-high 15 rebounds, going for her eighth game this season with 10+ rebounds.

Rookie guard and the Sun's 2025 No. 8 overall pick **Saniya Rivers** has also been making strides through her first year in the pros. The 6-1 guard out of NC State has appeared in 35 contests for the Sun, starting in 23. Out of WNBA rookies this seasons, Rivers is currently 6th in points per game (8.3) and third in assists per game (2.8), third in steals per game (1.6) and first in blocks per game (0.9). She has led the team in steals on 16 occasions, blocks on 15 occasions and assists six times. On May 24 against Minnesota, Rivers became the first rookie to record at least 11 points, 3 offensive rebounds, 3 assists, 3 steals and 2 blocks in a regular season contest since Nicky Anosike on July 24, 2008. Rivers has recorded a steal in 22 games this season, including five games with 3+ steals.

The Sun's 10th overall pick in the 2024 WNBA Draft, 21-year old French guard **Leila Lacan**, officially joined the Sun after being set active by the team on July 2, with the corresponding waive of rookie center Kariata

Diaby. Lacan has spent the last few seasons playing overseas in France, most recently helping the French National Team to a fourth-place finish at the 2025 FIBA EuroBasket Tournament in June, averaging 5.5 points, 2.8 rebounds, 2.7 assists, 1.0 steals and 0.5 blocks over six games. She made her WNBA debut on 7/6 vs. Las Vegas finishing with five points and one assist. She notched a career-high 22 points, along with three rebounds, three assists and two steals in 30 minutes played off the bench in the Sun's 81-79 loss to the Liberty on August 25. Lacan is currently averaging a team-best 2.4 steals per game, which is also good for first amongst WNBA rookies. She has also recorded three games with 5+ steals, the most amongst any WNBA player this season (tied with Gabby Williams).

### **THEME NIGHTS AHEAD**

August closes with **Women of Inspiration Night** presented by Post University on Saturday, August 30 against the Minnesota Lynx. This night will be an opportunity for the Sun to honor exceptional women that have made strides and a difference in their fields and industries. September begins with **Throwback Night** on September 6 against the Phoenix Mercury. Keep an eye out for Sun Alumni, retro merchandise offerings and throwback concessions pricing. The Sun's final theme night is **Fan Appreciation Night** on September 10 against the Atlanta Dream. It will be a night to celebrate the dedicated Sun fans with giveaways, prizes, contests and a free t-shirt giveaway.

### **BIENVENUE RACHID MEZIANE**

On December 4, 2024, the Connecticut Sun announced **Rachid Meziane** as the franchise's seventh head coach. Meziane, a native of Clermont-Ferrand, France, brings a wealth of basketball knowledge to Connecticut, having enjoyed great success as a head coach in the French women's basketball sphere, as well as a head coach for Belgium Women's Basketball in FIBA competition. Prior to joining the Sun, Meziane was the head coach for successful French women's basketball club, Villeneuve d'Ascq, where he most recently led the team to a Ligue Feminine de Basketball (LFB) Championship and a Euro-League runner up finish during the 2023-24 season.

Meziane has also found immense achievement on the international basketball stage, having served as the Belgium Women's Basketball National Team Head Coach since November 2022. Meziane led Belgium to it's first-ever FIBA European Women's Championship (EuroBasket) Gold Medal in 2023. Meziane also led the Belgian Women's National team to an impressive fourth place finish at the 2024 Paris Olympics, falling just short to Australia in the bronze medal game.

## THE OPPONENT

### SUN VS. OPPONENT LATEST BOX SCORE

WOMEN'S NATIONAL BASKETBALL ASSOCIATION

OFFICIAL SCORER'S REPORT  
FINAL BOX

Friday, June 20, 2025 Mohegan Sun Arena, Uncasville, CT

Officials: #77 Jenna Reneau, #6 Charles Watson, #29 Jason Alabanza

Game Duration: 2:10  
Attendance: 8910 (Sellout)

VISITOR: Dallas Wings (3-11)

	POS	MIN	FG	FGA	3P	3PA	FT	FTA	OR	DR	TOT	A	PF	ST	TO	BS	+/-	PTS
10 Azaiaha James	F	24:34	5	7	0	0	7	8	1	4	5	5	3	0	2	0	6	17
2 Myisha Hines-Allen	F	18:22	2	4	0	0	0	0	1	5	6	2	2	0	2	0	9	4
1 NaLyssa Smith	C	17:07	5	9	0	1	2	2	2	5	7	1	3	1	2	0	6	12
24 Arike Ogunbowale	G	33:31	2	9	1	4	2	2	0	2	2	1	4	1	3	0	-5	7
5 Paige Bueckers	G	36:34	7	16	1	4	6	7	0	2	2	7	1	2	4	0	7	21
3 Kaila Charles		14:13	4	8	1	3	0	1	1	0	1	1	2	0	1	0	0	9
11 JJ Quinerly		04:29	0	0	0	0	0	0	0	0	0	2	1	0	1	0	-4	0
28 Li Yueru		24:11	2	5	1	1	6	6	5	4	9	3	2	1	0	0	-5	11
21 DiJonai Carrington		23:31	2	9	0	3	1	4	7	2	9	1	2	2	2	1	-1	5
30 Haley Jones		03:28	0	0	0	0	0	0	0	1	1	0	1	0	0	0	2	0
52 Tyasha Harris	NWT - Injury/Illness - Left Knee																	
20 Maddy Siegrist	NWT - Injury/Illness - Right Knee																	
200:00			29	67	4	16	24	30	17	25	42	23	21	7	17	1	3	86
			43.3%		25%		80%		TM REB: 12		TOT TO: 18 (20 PTS)							

HOME: CONNECTICUT SUN (2-11)

	POS	MIN	FG	FGA	3P	3PA	FT	FTA	OR	DR	TOT	A	PF	ST	TO	BS	+/-	PTS
22 Saniya Rivers	F	27:31	3	10	2	4	0	2	3	1	4	2	5	3	3	2	0	8
7 Haley Peters	F	11:40	1	3	0	1	0	0	1	3	4	1	2	0	0	1	-6	2
31 Tina Charles	C	28:55	8	17	0	2	10	11	4	2	6	1	2	1	1	0	-2	26
3 Marina Mabrey	G	28:53	2	10	1	6	3	4	0	3	3	6	2	0	2	1	-7	8
4 Jacy Sheldon	G	24:07	4	4	2	2	0	0	0	1	1	2	5	0	0	0	-1	10
10 Olivia Nelson-Ododa		20:18	3	5	0	0	0	0	0	0	0	1	2	1	0	3	3	6
24 Aneesah Morrow		19:07	3	6	0	0	4	5	3	4	7	3	4	0	0	1	-1	10
14 Bria Hartley		17:28	1	6	1	3	4	4	0	2	2	2	0	2	3	0	5	7
18 Jaelyn Brown		05:21	0	1	0	0	0	0	0	2	2	0	0	0	0	0	-2	0
15 Lindsay Allen		16:40	2	2	0	0	2	2	0	0	0	1	4	2	3	0	-4	6
23 Kariata Diaby	DNP - Coach's Decision																	
13 Rayah Marshall	DNP - Coach's Decision																	
200:00			27	64	6	18	23	28	11	18	29	19	26	9	12	8	-3	83
			42.2%		33.3%		82.1%		TM REB: 3		TOT TO: 13 (17 PTS)							

SCORE BY PERIOD	1	2	3	4	FINAL
Wings	21	21	23	21	86
SUN	15	25	24	19	83

Inactive: Wings -

Inactive: Sun -

Points in the Paint: Wings 34 (17/37), SUN 36 (18/36) Biggest Lead: Wings 9, SUN 3

2nd Chance Points: Wings 22 (6/14), SUN 12 (3/8) Lead Changes: 12

Fast Break Points: Wings 6 (3/6), SUN 13 (5/6) Times Tied: 10

Technical fouls - Individual

Wings (1): Bueckers 3:14 2nd

SUN (0): NONE



## CONNECTICUT SUN REGULAR SEASON STATISTICS

Through August 25 (9-28)

CONNECTICUT SUN

2025 REGULAR SEASON STATISTICS

PLAYER	-FIELD GOALS-										-3-POINT			-FREE THROWS-			--REBOUNDS--					PF	DQ	STL	TO	BLK	PTS	AVG
	G	GS	MIN	FG	FGA	PCT	FG	FGA	PCT	FT	FTA	PCT	OFF	DEF	TOT	AST												
Charles	36	35	1024	213	497	.429	12	42	.286	146	171	.854	56	156	212	61	75	0	33	72	16	584	16.2					
Mabrey	28	27	878	147	407	.361	57	206	.277	56	63	.889	16	109	125	114	83	1	19	80	9	407	14.5					
Lacan	20	10	529	78	167	.467	12	55	.218	24	28	.857	14	34	48	76	67	0	47	31	1	192	9.6					
Hartley	37	31	842	104	288	.361	54	145	.372	67	88	.761	10	62	72	111	94	0	28	67	0	329	8.9					
Rivers	35	23	901	111	268	.414	30	93	.323	38	53	.717	23	74	97	97	58	0	56	48	33	290	8.3					
Nelson-Ododa	36	21	787	111	212	.524	1	2	.500	74	107	.692	59	122	181	33	87	2	27	39	43	297	8.3					
Sheldon	28	17	676	79	168	.470	35	85	.412	18	20	.900	21	33	54	55	67	1	27	30	6	211	7.5					
Morrow	34	16	615	93	242	.384	16	60	.267	54	67	.806	67	150	217	16	69	0	27	38	16	256	7.5					
Edwards (TOT)	29	0	401	58	124	.468	0	8	.000	48	74	.649	36	62	98	15	45	0	14	33	11	164	5.7					
Edwards (CT)	8	0	122	13	30	.433	0	1	.000	13	18	.722	11	18	29	6	17	0	4	10	5	39	4.9					
Brown	10	0	131	14	37	.378	8	18	.444	1	2	.500	4	8	12	1	17	0	5	5	2	37	3.7					
Peters	27	2	335	22	69	.319	5	32	.156	8	11	.727	20	41	61	22	45	0	11	20	3	57	2.1					
Allen	24	3	292	18	45	.400	3	15	.200	9	11	.818	1	13	14	45	26	0	6	23	4	48	2.0					
Diaby	13	0	103	7	14	.500	0	0	---	11	14	.786	3	10	13	5	19	0	6	12	1	25	1.9					
Marshall	10	0	64	7	18	.389	0	1	.000	4	7	.571	5	14	19	3	6	0	1	5	1	18	1.8					
Toure	11	0	63	5	17	.294	3	11	.273	0	0	---	0	1	1	5	10	0	5	4	0	13	1.2					
Parks	6	0	63	1	5	.200	0	4	.000	0	0	---	1	8	9	2	7	0	2	1	0	2	0.3					
SUN	37	-	7425	1023	2484	.412	236	770	.306	523	660	.792	311	853	1164	652	747	4	304	514	140	2805	75.8					
OPPONENTS	37	-	7425	1110	2397	.463	303	880	.344	630	801	.787	324	992	1316	790	648	2	264	573	135	3153	85.2					

PLAYER	-- SINGLE-GAME HIGHS --					----- AVERAGE PER GAME -----					-CAREER HIGHS (C=SET, T=TIED THIS SEASON)-					PF	DQ	STL	TO	BLK	PTS	AVG
	MIN	REB	AST	ST	TO	BL	PTS	MIN	REB	AST	STL	TO	BLK	PTS	FG	FGA	FT	FTA	REB	AST	PTS	
Charles	36	11	3	3	11	2	29	28.5	5.9	1.7	0.92	2.0	0.44	16.2	14	30	19	24	23	10	36	
Mabrey	39	10	8	3	6	2	34	31.4	4.5	4.1	0.68	2.9	0.32	14.5	14	22	13	14	12	10	36	
Lacan	38	7	14	6	4	1	22	26.5	2.4	3.8	2.35	1.6	0.05	9.6	9C	15C	4C	6C	7C	14C	22C	
Hartley	33	5	6	2	4	0	25	22.7	1.9	3.0	0.76	1.8	0.00	8.9	11	18	8	8T	6	9	27	
Rivers	36	7	7	4	3	5	20	25.7	2.8	2.8	1.60	1.4	0.94	8.3	8C	13C	5C	6C	7C	7C	20C	
Nelson-Ododa	34	14	4	3	4	5	18	21.9	5.0	0.9	0.75	1.1	1.19	8.3	8	14	8C	8C	14C	4T	20	
Sheldon	33	5	7	4	4	1	16	24.1	1.9	2.0	0.96	1.1	0.21	7.5	6T	12	4T	5C	6	8	17	
Morrow	34	15	3	5	4	3	20	18.1	6.4	0.5	0.79	1.1	0.47	7.5	9C	14C	6C	8C	15C	3C	20C	
Edwards (TOT)	20	7	2	1	4	2	15	13.8	3.4	0.5	0.48	1.1	0.38	5.7	10	12	5T	8	14	4	23	
Edwards (CT)	18	5	2	1	3	2	10	15.3	3.6	0.8	0.50	1.3	0.63	4.9								
Brown	21	2	1	2	1	1	13	13.1	1.2	0.1	0.50	0.5	0.20	3.7	6	9	1T	2T	6	3	15	
Peters	25	6	3	2	3	1	12	12.4	2.3	0.8	0.41	0.7	0.11	2.1	6	11	5	8	6T	4	19	
Allen	24	2	8	2	3	2	7	12.2	0.6	1.9	0.25	1.0	0.17	2.0	9	19	9	10	6	10	26	
Diaby	18	3	2	1	2	1	5	8.0	1.0	0.4	0.46	0.9	0.08	1.9	2C	3C	3C	4C	3C	2C	5C	
Marshall	11	6	2	1	2	1	5	6.4	1.9	0.3	0.10	0.5	0.10	1.8	2C	4C	1C	2C	6C	2C	5C	
Toure	13	1	2	2	1	0	6	5.7	0.1	0.5	0.45	0.4	0.00	1.2	2C	3C	0	0	1C	2C	6C	
Parks	20	3	2	1	1	0	2	10.5	1.5	0.3	0.33	0.2	0.00	0.3	5	9	3	3	6	3	14	
SUN	45	42	25	15	23	10	95	200.7	31.5	17.6	8.22	13.9	3.78	75.8	46	96	35	47	55	30	110	
OPPONENTS	45	52	30	13	24	8	109	200.7	35.6	21.4	7.14	15.5	3.65	85.2	43	96	33	44	62	35	111	

## DALLAS WINGS REGULAR SEASON STATISTICS

Through August 25 (9-29)

DALLAS WINGS

2025 REGULAR SEASON STATISTICS

PLAYER	G	GS	MIN	-FIELD GOALS-			-3-POINT			-FREE THROWS-			--REBOUNDS--			PF	DQ	STL	TO	BLK	PTS	AVG	
				FG	FGA	PCT	FG	FGA	PCT	FT	FTA	PCT	OFF	DEF	TOT								AST
Bueckers	31	31	1044	218	468	.466	37	109	.339	117	132	.886	22	100	122	162	75	0	51	63	15	590	19.0
Ogunbowale	29	29	966	147	404	.364	48	158	.304	108	116	.931	10	62	72	120	74	0	39	60	7	450	15.5
Siegrist	20	9	518	95	193	.492	17	57	.298	34	47	.723	43	50	93	12	38	0	13	8	13	241	12.1
Carrington	20	13	497	74	209	.354	13	50	.260	47	57	.825	41	60	101	36	51	1	21	49	9	208	10.4
Okonkwo	2	0	27	8	13	.615	2	5	.400	2	2	1.000	1	3	4	2	1	0	1	1	0	20	10.0
Geiselsoder	27	23	614	74	173	.428	31	92	.337	9	11	.818	23	107	130	43	65	0	21	26	19	188	7.0
James	34	7	585	86	237	.363	26	93	.280	38	51	.745	31	63	94	51	37	0	21	33	7	236	6.9
Hines-Allen	34	15	707	87	182	.478	13	41	.317	45	62	.726	44	141	185	95	87	0	26	74	14	232	6.8
H. Jones (TOT)	24	12	479	66	153	.431	11	32	.344	19	29	.655	14	65	79	44	54	1	14	34	16	162	6.8
H. Jones (DAL)	20	12	431	62	141	.440	10	30	.333	19	29	.655	12	59	71	40	50	1	13	32	15	153	7.7
Smith	18	15	344	45	107	.421	2	11	.182	29	47	.617	29	60	89	14	42	0	7	17	16	121	6.7
Quinerly	34	13	539	80	188	.426	21	54	.389	39	45	.867	18	45	63	78	70	0	29	52	7	220	6.5
Yueru (TOT)	31	12	520	62	153	.405	20	55	.364	43	50	.860	52	89	141	29	57	1	9	30	9	187	6.0
Yueru (DAL)	22	12	441	56	133	.421	18	51	.353	32	38	.842	48	79	127	23	44	1	8	23	9	162	7.4
McCowan	17	0	219	36	67	.537	1	2	.500	22	29	.759	30	48	78	10	24	0	5	16	12	95	5.6
Charles	17	4	269	29	80	.363	10	30	.333	22	27	.815	25	43	68	18	32	1	9	16	4	90	5.3
Harris	5	0	82	8	18	.444	5	11	.455	2	2	1.000	1	4	5	13	5	0	2	3	2	23	4.6
Miller (TOT)	34	0	333	41	93	.441	16	37	.432	32	39	.821	5	27	32	25	53	0	9	27	5	130	3.8
Miller (DAL)	9	0	90	11	30	.367	2	11	.182	4	6	.667	1	9	10	10	15	0	1	7	1	28	3.1
Berger (TOT)	13	7	253	15	59	.254	1	16	.063	6	11	.545	6	31	37	34	28	0	9	16	5	37	2.8
Berger (DAL)	12	7	237	15	55	.273	1	14	.071	6	11	.545	5	31	36	33	27	0	9	13	5	37	3.1
King (TOT)	14	0	136	13	27	.481	1	6	.167	11	15	.733	12	17	29	4	14	0	2	11	0	38	2.7
King (DAL)	2	0	16	1	3	.333	0	0	---	0	0	---	2	2	4	0	2	0	0	0	0	2	1.0
WINGS	38	-	7625	1132	2701	.419	257	819	.314	575	712	.808	386	966	1352	760	739	4	276	535	155	3096	81.5
OPPONENTS	38	-	7625	1154	2529	.456	356	929	.383	659	845	.780	316	1002	1318	862	683	2	291	515	179	3323	87.4



## CONNECTICUT SUN LEADERS



## POINTS

Tina Charles  
16.2 PPG  
Center



## REBOUNDS

Aneesah Morrow  
6.4 RPG  
Center



## ASSISTS

Marina Mabrey  
4.0 APG  
Guard



## STEALS

Leila Lacan  
2.4 SPG  
Guard



## BLOCKS

Olivia Nelson-Ododa  
1.2 BPG  
Center



## FG%

Olivia Nelson-Ododa  
52.4%  
Center

## 2025 REGULAR SEASON OFFENSIVE LEADERS (INCLUDING TIES)

Player	Points	Rebounds	Assists	Steals	Blocks	FGM	3PM	TO
Lindsey Allen			5		2		1	3
Tina Charles	17	14	2	4	7	19	2	8
Aaliyah Edwards					3			3
Bria Hartley	3		11	3		2	12	11
Leila Lacan	2		7	10	1	4	3	5
Marina Mabrey	10	3	11	2	3	9	13	15
Rayah Marshall		1			1			
Aneesah Morrow	6	15		2	7	5	4	5
Olivia Nelson-Ododa		9	2	4	17	3	1	4
Haley Peters		2	2	1	1		1	2
Saniya Rivers	1	2	9	16	15	3	8	5
Migna Touré							1	

## SUN STARTING LINEUPS

LAST USED	GAME	GUARD	GUARD	FORWARD	FORWARD	CENTER	RECORD
5.20	vs. LVA	Lindsay Allen	Jacy Sheldon	Marina Mabrey	Olivia Nelson-Ododa	Tina Charles	0-2
5.23	at MIN	Lindsay Allen	Saniya Rivers	Marina Mabrey	Olivia Nelson-Ododa	Tina Charles	0-1
5.27	vs. DAL	Jacy Sheldon	Saniya Rivers	Marina Mabrey	Olivia Nelson-Ododa	Tina Charles	0-2
6.6	vs. ATL	Bria Hartley	Saniya Rivers	Marina Mabrey	Olivia Nelson-Ododa	Tina Charles	2-1
6.8	at WAS	Bria Hartley	Saniya Rivers	Marina Mabrey	Haley Peters	Tina Charles	0-1
6.18	vs. PHO	Jacy Sheldon	Bria Hartley	Marina Mabrey	Olivia Nelson-Ododa	Tina Charles	0-3
6.20	vs. DAL	Jacy Sheldon	Saniya Rivers	Marina Mabrey	Haley Peters	Tina Charles	0-1
6.22	at GSV	Jacy Sheldon	Bria Hartley	Saniya Rivers	Aneesah Morrow	Tina Charles	0-1
7.6	vs. LVA	Jacy Sheldon	Bria Hartley	Saniya Rivers	Aneesah Morrow	Olivia Nelson-Ododa	0-1
7.15	vs. IND	Jacy Sheldon	Bria Hartley	Saniya Rivers	Olivia Nelson-Ododa	Tina Charles	1-6
7.24	vs. LAS	Bria Hartley	Leila Lacan	Saniya Rivers	Olivia Nelson-Ododa	Tina Charles	0-1
8.11	at GSV	Bria Hartley	Marina Mabrey	Leila Lacan	Aneesah Morrow	Olivia Nelson-Ododa	0-1
8.23	at CHI	Bria Hartley	Marina Mabrey	Leila Lacan	Aneesah Morrow	Tina Charles	4-4
8.25	at NYL	Bria Hartley	Marina Mabrey	Saniya Rivers	Aneesah Morrow	Tina Charles	2-3

## WIN/LOSS MARGINS

MARGIN	1	2	3	4	5	6	7	8	9	10	11	12	13	14	15	16	17	18	19	20+
WON BY		1						1	1	2	2					1				1
LOST BY		1	1	1	1	2		3	1		1	1		1	1	3	2	1		8

## CONNECTICUT SUN MILESTONES

POINTS	MILESTONE	NEED	DATE ACHIEVED	BLOCKS	MILESTONE	NEED	DATE ACHIEVED
Lindsay Allen	1,000	78	--	Lindsay Allen	--	--	--
Tina Charles	8,000	--	7/11/25 at SEA	Tina Charles	400	--	7/14/24
Aaliyah Edwards	500	78	--	Aaliyah Edwards	100	61	--
Bria Hartley	2,000	41	--	Bria Hartley	--	--	--
Leila Lacan	--	--	--	Leila Lacan	--	--	--
Marina Mabrey	2,000	--	6/20/24 vs. DAL	Marina Mabrey	--	--	--
Rayah Marshall	--	--	--	Rayah Marshall	--	--	--
Aneesah Morrow	--	--	--	Aneesah Morrow	--	--	--
Olivia Nelson-Ododa	600	--	7/15/25 vs. IND	Olivia Nelson-Ododa	100	--	6/29/25 at MIN
Haley Peters	--	--	--	Haley Peters	--	--	--
Saniya Rivers	--	--	--	Saniya Rivers	--	--	--

REBOUNDS	MILESTONE	NEED	DATE ACHIEVED	GAMES	MILESTONE	NEED	DATE ACHIEVED
Lindsay Allen	--	--	--	Lindsay Allen	200	--	7/24/25 vs. LAS
Tina Charles	4,000	--	9/17/24 vs. CHI	Tina Charles	400	--	6/8/24 vs. CHI
Aaliyah Edwards	--	--	--	Aaliyah Edwards	--	--	--
Bria Hartley	500	--	7/28/25 vs. SEA	Bria Hartley	200	--	6/23/22 vs. DAL
Leila Lacan	--	--	--	Leila Lacan	--	--	--
Marina Mabrey	500	--	5/15/24 vs. DAL	Marina Mabrey	200	--	5/30/25 at IND
Rayah Marshall	--	--	--	Rayah Marshall	--	--	--
Aneesah Morrow	--	--	--	Aneesah Morrow	--	--	--
Olivia Nelson-Ododa	500	--	8/19/25 vs. WAS	Olivia Nelson-Ododa	100	--	9/6/24 vs. LVA
Haley Peters	--	--	--	Haley Peters	--	--	--
Saniya Rivers	--	--	--	Saniya Rivers	--	--	--

ASSISTS	MILESTONE	NEED	DATE ACHIEVED	FGM	MILESTONE	NEED	DATE ACHIEVED
Lindsay Allen	700	59	--	Lindsay Allen	--	--	--
Tina Charles	1,000	--	7/28/25 vs. SEA	Tina Charles	3,000	--	8/16/24 vs. SEA
Aaliyah Edwards	--	--	--	Aaliyah Edwards	--	--	--
Bria Hartley	600	--	7/9/25 vs. SEA	Bria Hartley	--	--	--
Leila Lacan	--	--	--	Leila Lacan	--	--	--
Marina Mabrey	500	--	6/30/24 vs. MIN	Marina Mabrey	1,000	--	8/23/25 at CHI
Rayah Marshall	--	--	--	Rayah Marshall	--	--	--
Aneesah Morrow	--	--	--	Aneesah Morrow	--	--	--
Olivia Nelson-Ododa	--	--	--	Olivia Nelson-Ododa	--	--	--
Haley Peters	--	--	--	Haley Peters	--	--	--
Saniya Rivers	--	--	--	Saniya Rivers	--	--	--

STEALS	MILESTONE	NEED	DATE ACHIEVED	3PM	MILESTONE	NEED	DATE ACHIEVED
Lindsay Allen	100	--	8/23/24 vs. CON	Lindsay Allen	--	--	--
Tina Charles	400	16	--	Tina Charles	200	3	--
Aaliyah Edwards	--	--	--	Aaliyah Edwards	--	--	--
Bria Hartley	200	39	--	Bria Hartley	200	--	5/18/25 vs. WAS
Leila Lacan	--	--	--	Leila Lacan	--	--	--
Marina Mabrey	200	4	--	Marina Mabrey	400	--	6/20/25 vs DAL
Rayah Marshall	--	--	--	Rayah Marshall	--	--	--
Aneesah Morrow	--	--	--	Aneesah Morrow	--	--	--
Olivia Nelson-Ododa	--	--	--	Olivia Nelson-Ododa	--	--	--
Haley Peters	--	--	--	Haley Peters	--	--	--
Saniya Rivers	--	--	--	Saniya Rivers	--	--	--

## LEAGUE AND FRANCHISE RECORDS

Connecticut Sun All-Time Scoring List

5. Katie Douglas	2,999 points
<b>6. Tina Charles</b>	<b>2,827 points</b>
7. DeWanna Bonner	2,662 points
8. Jonquel Jones	2,657 points
9. Jasmine Thomas	2,489 points

WNBA All-Time Scoring List

1. Diana Taurasi	10,646 points
<b>2. Tina Charles</b>	<b>8,280 points</b>
3. DeWanna Bonner	7,739 points
4. Tina Thompson	7,488 points
5. Tamika Catchings	7,380 points

Connecticut Sun All-Time Reb. List

1. Alyssa Thomas	2,396 reb.
2. Taj McWilliams-Franklin	1,814 reb.
3. Jonquel Jones	1,633 reb.
<b>4. Tina Charles</b>	<b>1,622 reb.</b>
5. Asjha Jones	1,447 reb.

WNBA All-Time FGM List

1. Diana Taurasi	3,341 FGM
<b>2. Tina Charles</b>	<b>3,317 FGM</b>
3. Candice Dupree	2,842 FGM
4. Nneka Ogumike	2,834 FGM
5. Tina Thompson	2,630 FGM

Connecticut Sun All-Time Blocks List

1. Jonquel Jones	270 blocks
2. Taj McWilliams-Franklin	267 blocks
3. Margo Dydek	222 blocks
<b>4. Tina Charles</b>	<b>208 blocks</b>
5. Asjha Jones	147 blocks

WNBA All-Time Blocks List

9. A'ja Wilson	517 blocks
10. Ruth Riley	505 blocks
11. Elizabeth Williams	479 blocks
12. Taj McWilliams-Franklin	443 blocks
<b>13. Tina Charles</b>	<b>425 blocks</b>

## THE LAST TIME...

	TEAM	INDIVIDUAL
<b>OVERTIME</b>		<b>40+ POINTS</b>
Sun Win	94-91 at WAS (6/27/24)	Sun 41, DeWanna Bonner vs. LVA (6/8/23)
Sun Loss	99-93 vs. IND (8/17/25)	Opponent 40, Maya Moore vs. MIN (7/7/16)
<b>100+ POINTS</b>		<b>30-39 POINTS</b>
Sun	109 at DAL (8/16/24)	Sun 34, Marina Mabrey vs. ATL (6/6/25)
Opponent	102 at LAS (8/7/25)	Opponent 38, Kelsey Mitchell vs. IND (8/17/25)
<b>30+ WIN</b>		<b>15+ REBOUNDS</b>
Sun	95-64 (+31) vs. GSV (7/27/25)	Sun 15, Aneesah Morrow at NYL (8/25/25)
Opponent	102-63 (-39) at MIN (6/29/25)	Opponent 15, Elizabeth Williams vs. CHI (8/13/25)
<b>20-29 WIN</b>		<b>10+ ASSISTS</b>
Sun	86-66 (+20) at LAS (9/10/24)	Sun 10, Alyssa Thomas vs. MIN (9/17/24)
Opponent	85-59 (-26) at LVA (6/25/25)	Opponent 11, Julie Allemand at LAS (8/7/25)
<b>40+ REBOUNDS</b>		<b>5+ STEALS</b>
Sun	42 vs. NYL (8/1/25)	Sun 5, Leila Lacan vs. WAS (8/21/25)
Opponent	40 at LVA (8/10/25)	Opponent 6, Arike Ogunbowale vs. DAL (5/27/25)
<b>25+ ASSISTS</b>		<b>5+ BLOCKS</b>
Sun	25 vs. IND (8/17/25)	Sun 5, Saniya Rivers vs. IND (8/17/25)
Opponent	26 at NYL (8/25/25)	Opponent 5, Breanna Stewart vs. NYL (9/26/23)
<b>15+ STEALS</b>		<b>10+ FGM</b>
Sun	15 vs. WAS (8/21/25)	Sun 11, Marina Mabrey vs. IND (8/17/25)
Opponent	15 vs. ATL (6/14/15)	Opponent 11, Kelsey Mitchell vs. IND (8/17/25)
<b>10+ BLOCKS</b>		<b>5+ 3PM</b>
Sun	11 at GSV (6/22/25)	Sun 5, Marina Mabrey at LVA (8/10/25)
Opponent	10 vs. DAL (8/18/23)	Opponent 5, Kia Nurse at CHI (8/23/25)
<b>20+ TURNOVERS</b>		<b>5+ TURNOVERS</b>
Sun	21 at NYL (6/1/25)	Sun 5, Tina Charles vs. PHO (8/5/25)
Opponent	20 vs. WAS (8/21/25)	Opponent 6, Kamila Cardoso vs. CHI (8/23/25)

## CONNECTICUT SUN VS OPPONENTS

	OVERALL		HOME		AWAY	
TEAM	W	L	W	L	W	L
ATLANTA	1	1	1	0	0	1
CHICAGO	2	1	1	1	1	0
DALLAS	0	2	0	2	0	0
GOLDEN STATE	1	2	1	0	0	2
INDIANA	1	3	0	2	1	1
LAS VEGAS	0	4	0	2	0	2
LOS ANGELES	0	3	0	1	0	2
MINNESOTA	0	2	0	0	0	2
NEW YORK	1	3	1	1	0	2
PHOENIX	0	2	0	1	0	1
SEATTLE	1	3	1	1	0	2
WASHINGTON	2	2	1	1	1	1
<b>OVERALL</b>	<b>9</b>	<b>28</b>	<b>6</b>	<b>12</b>	<b>3</b>	<b>16</b>



## RECORD BREAK DOWN CONNECTICUT SUN WHEN...

WHEN	OVERALL	HOME	AWAY	WHEN	OVERALL	HOME	AWAY
Leading after 1Q	4-10	3-5	1-5	Sun no 20+ scorer	3-12	2-3	1-9
Trailing after 1Q	5-18	3-7	2-11	Opp no 20+ scorer	6-8	3-3	3-5
Tied after 1Q	0-0	0-0	0-0	2+ Sun w/ 20-29 points	1-2	0-1	1-1
				2+ Opp w/ 20-29 points	1-5	1-1	0-4
Leading after 2Q	8-6	5-2	3-4	Sun w/ 30+ scorer	1-0	1-0	0-0
Trailing after 2Q	1-21	1-10	0-11	Opp w/ 30+ scorer	0-5	0-3	0-2
Tied after 2Q	0-1	0-0	0-1				
				All starters w/ 10+ pts	0-0	0-0	0-0
Leading after 3Q	8-4	5-2	3-2	Opp. starters w/10+ pts	1-1	1-0	0-1
Trailing after 3Q	1-24	1-10	0-14	2+ reserves w/ 10+ pts	2-1	1-1	1-0
Tied after 3Q	0-0	0-0	0-0	Opp 2+ reserves w/ 10+ pts	1-5	0-1	1-4
Out-Rebound (or tie) Opp	6-6	4-2	2-4	Sun >= 20 points in 1Q	5-11	2-5	3-6
Out-Rebounded by Opp	3-22	2-10	1-12	Opp >= 20 points in 1Q	4-21	2-8	2-13
				Sun < 20 points in 1Q	4-16	4-6	0-10
Out-Assist (or tie) Opp	4-6	4-4	0-2	Opp < 20 points in 1Q	5-7	4-4	1-3
Out-Assisted by Opp	5-22	2-8	3-14				
				Sun >= 40 points in 1H	6-11	3-7	3-4
Outscore (or tie) in paint	5-6	4-4	1-2	Opp >= 40 points in 1H	2-21	1-10	1-11
Outscored in paint	4-22	2-8	2-14	Sun < 40 points in 1H	2-17	2-5	0-12
				Opp < 40 points in 1H	6-7	4-2	2-5
Outscore (or tie) fastbreak	9-10	6-4	3-6				
Outscored on fastbreak	0-18	0-8	0-10	Sun lead by 10+ points	9-6	6-2	3-4
				Opp lead by 10+ points	2-22	1-8	1-14
Outscore (or tie) 2nd chance	3-14	3-5	0-9				
Outscored on 2nd chance	6-14	3-7	3-7	Game decided by 10+ pts	5-18	4-6	1-12
				Game decided by 4-9 pts	2-8	2-5	0-3
Shoot under 40%	0-16	0-6	0-10	Game decided by 3 or less	1-2	0-1	1-1
Shoot 40-49%	5-10	4-6	1-4				
Shoot 50% or better	4-2	2-0	2-2	Sun with 8+ 3PM	4-10	2-5	2-5
				Opp with 8+ 3PM	3-18	2-6	1-12
Score 80+ points	6-10	3-6	3-4				
Score 70-79 points	2-5	2-3	0-2	Sun 3FG% >= 40%	3-4	1-1	2-3
Score under 70 points	1-12	1-3	0-9	Opp 3FG% >= 40%	2-7	0-3	2-4
Opp score 80+ points	3-22	1-11	2-11	Sun FT% >= 80%	4-14	2-6	2-8
Opp score 70-79 points	1-5	1-1	0-4	Opp FT% >= 80%	2-15	1-7	1-8
Opp score under 70 points	5-0	4-0	1-0				
				Sun w/ 20+ assists	5-9	4-5	1-4
Outscore (or tie) Opp Bench	5-16	4-7	1-9	Opp w/ 20+ assists	5-21	2-9	3-12
Outscored by Opp Bench	3-12	2-5	1-7				
				Sun w/ <= 12 TOs	6-7	4-2	2-5
Shoot more (or tie) FT	5-8	4-4	1-4	Opp w/ <= 12 TOs	1-5	1-1	0-4
Shoot less FT	4-20	2-8	2-12	Sun w/ 20+ TOs	0-2	0-0	0-2
				Opp w/ 20+ TOs	4-2	4-1	0-1
Have more (or tie) TOs	2-12	1-3	1-9				
Have less TOs	7-16	5-9	2-7	Sun w/ 35+ rebounds	3-7	2-2	1-5
				Opp w/ 35+ rebounds	1-18	1-11	0-7
3 Sun with 10+ points	4-13	2-7	2-6				
4 Sun with 10+ points	4-9	3-3	1-6	Sun w/ 10+ steals	6-5	4-3	2-2
5+ Sun with 10 points	0-1	0-1	0-0	Opp w/ 10+ steals	1-4	1-1	0-3

**2025 SUN INDIVIDUAL HIGHS**

	Statistic	Player	Game
Points, Game	34	Marina Mabrey	6.6 vs. ATL
Points, Half	19	Mabrey/Charles	Two games
Points, Quarter	15	Marina Mabrey	5.30 at IND
Points, OT	4	Marina Mabrey	8.17 vs. IND
Bench Points	22	Leila Lacan	8.25 @ NYL
FG Made	13	Marina Mabrey	6.6 vs. ATL
FG Attempted	22	Mabrey/Charles	Two games
3PFG Made	5	Marina Mabrey	Three games
3PFG Attempted	13	Marina Mabrey	8.10 @ LVA
FT Made	10	Tina Charles	Two games
FT Attempted	11	Tina Charles	6.20 vs. DAL
Offensive Rebounds	6	Aneesah Morrow	8.1 vs. NYL
Defensive Rebounds	11	Aneesah Morrow	Two times
Total Rebounds	15	Aneesah Morrow	8.25 @ NYL
Assists	14	Leila Lacan	8.17 vs. IND
Steals	6	Leila Lacan	Two games
Turnovers	11	Tina Charles	5.30 at IND
Blocks	5	Nelson-Ododa/Rivers	Two games

**2025 OPPONENT INDIVIDUAL HIGHS**

	Statistic	Player	Game
Points, Game	38	Kelsey Mitchell	8.17 vs. IND
Points, Half	24	Kelsey Mitchell	8.17 vs. IND
Points, Quarter	17	Brittney Sykes	6.8 @ WAS
Points, OT	10	Kelsey Mitchell	8.17 vs. IND
Bench Points	18	D. Evans/D. Bonner	Two games
FG Made	14	Sabrina Ionescu	8.3 vs. NYL
FG Attempted	25	A'ja Wilson	8.10 @ LVA
3PFG Made	6	Jewell Loyd	5.20 vs. LVA
3PFG Attempted	11	Bridget Carleton	5.23 @ MIN
FT Made	14	Brittney Sykes	6.8 @ WAS
FT Attempted	15	Brittney Sykes	6.8 @ WAS
Offensive Rebounds	7	Four players	Four games
Defensive Rebounds	13	A'ja Wilson	8.10 @ LVA
Total Rebounds	20	A'ja Wilson	8.10 @ LVA
Assists	12	Alyssa Thomas	8.5 at PHO
Steals	6	Arike Ogunbowale	5.27 vs. DAL
Turnovers	6	Four players	Four games
Blocks	4	A. Wilson/E. Magbegor	Two games

## TEAM SEASON HIGHS AND LOWS

STATISTIC	SUN HIGH	SUN LOW	OPP HIGH	OPP LOW
Points, Game	95 vs. GSV (7.27)	52 @ NYL (6.1)	109 vs. DAL (5.27)	56 vs. WAS (8.21)
Points, 1st Half	55 at CHI (8.23)	26- two times	60 @ NYL (6.1)	26 vs. WAS (8.21)
Points, 2nd Half	52 vs. SEA (7.9)	22 @ ATL (5.25)	56 vs. LAS (7.24)	28 @ GSV (6.22)
Points, 1st Quarter	31 @ LVA (8.10)	6- two times	31 @ NYL (6.1)	10 @ SEA (7.11)
Points, 2nd Quarter	29 vs NYL (8.1)	9 @ MIN (6.29)	36 @ GSV (6.22)	10- two times
Points, 3rd Quarter	32 vs. DAL (5.27)	8 @ NYL (6.1)	32- two times	13 @ GSV (6.22)
Points, 4th Quarter	27 vs. SEA (7.9)	7 @ ATL (5.25)	32 vs. IND (8.17)- OT	7 vs. NYL (8.1)
Points, OT	9 vs. IND (8.17)- OT	9 vs. IND (8.17)- OT	15 vs. IND (8.17)- OT	15 vs. IND (8.17)- OT
FGM	36- two times	19 @ NYL (6.1)	42 vs. SEA (7.28)	19 vs. WAS (8.21)
FGA	83 vs. IND (7.15)	58 @ SEA (7.11)	78- two times	51 vs. WAS (8.21)
FG%	53% vs. GSV (7.27)	30.3% @ GSV (6.22)	62.3% @ NYL (6.1)	33.9%- two times
3PM	13 @ LAS (8.7)	2- two times	19 @ NYL (6.1)	3 vs. WAS (8.21)
3PA	31 @ LVA (8.10)	13- two times	35 @ ATL (5.25)	15 vs. WAS (5.18)
3P FG%	53.8% @ SEA (6.27)	14.3%- two times	59.4% @ NYL (6.1)	22.2% vs. NYL (8.1)
FTM	25 vs. DAL (5.27)	2 @ LVA (8.10)	26 @ WAS (6.8)	8 vs. SEA (7.28)
FTA	36 vs. DAL (5.27)	2 @ LVA (8.10)	37 @ WAS (6.8)	10 vs. SEA (7.28)
FT%	100% @ MIN (5.23)	60% vs. CHI (8.13)	94.4% vs. CHI (6.15)	57.7% at CHI (8.23)
Offensive Rebounds	14 @ LAS (8.7)	3- two games	19 @ GSV (6.22)	2 @ NYL (6.1)
Defensive Rebounds	30 @ MIN (5.23)	16- two games	40 @ ATL (5.25)	16 vs. GSV (7.27)
Total Rebounds	42 vs. NYL (8.1)	22 @ WAS (6.8)	52 @ ATL (5.25)	24 vs. GSV (7.27)
Assists	25 vs. IND (8.17)- OT	11 @ NYL (6.1)	30 vs. SEA (7.28)	13 vs. WAS (8.21)
Steals	15 vs. WAS (8.21)	4- three games	13 @ MIN (5.23)	0 vs. CHI (8.13)
Turnovers	23 @ MIN (5.23)	6 vs. CHI (8.13)	24 vs. GSV (7.27)	8 @ SEA (7.11)
Blocked Shots	11 @ GSV (6.22)	0- three games	8 vs. SEA (7.28)	0 @ WAS (6.8)
Personal Fouls	30 vs. IND (8.17)- OT	13 vs. LVA (7.6)	32 vs. WAS (5.18)	12- three games
Points in the Paint	52 vs. IND (8.17)- OT	12 @ GSV (6.22)	56- two games	22 - two times
2nd Chance Points	25 @ LAS (8.7)	3 @ ATL (5.25)	23- two games	0 @ NYL (6.1)
Fast Break Points	18- two games	2 @ NYL (6.1)	29 @ NYL (6.1)	0 @ GSV (8.11)
Bench Points	45 at WAS (8.19)	2 vs. CHI (6.15)	43- two games	4 vs. SEA (7.9)



## CONNECTICUT SUN LINE SCORES- 2025

DATE	OPP	FG-FGA	%	3P-3PA	%	FT-FTA	%	OR	DR	TR	A	PF	ST	TO	BS	PTS
5.18	WAS	29-66	43.9	3-14	21.4	24-29	82.8	11	22	33	17	28	6	13	5	85
5.20	LVA	22-64	34.4	3-17	17.6	15-17	88.2	7	27	34	16	21	4	18	3	62
5.23	@MIN	27-66	40.9	10-30	33.3	6-6	100	10	30	40	22	22	5	23	4	70
5.25	@ATL	21-67	31.3	4-15	26.7	9-14	64.3	6	28	34	14	21	4	9	3	55
5.27	DAL	27-60	45	8-24	33.3	25-36	69.4	7	20	27	20	23	10	17	0	87
5.30	@IND	31-60	51.7	10-20	50	13-15	86.7	6	19	25	19	21	9	19	2	85
6.1	@NYL	19-61	31.1	6-28	21.4	8-9	88.9	10	16	26	11	17	8	21	0	52
6.6	ATL	33-66	50	3-15	20	15-19	78.9	5	22	27	17	15	9	11	3	84
6.8	@WAS	26-66	39.4	7-24	29.2	8-9	88.9	6	16	22	17	29	8	17	4	67
6.15	CHI	25-64	39.1	8-22	36.4	8-12	66.7	10	22	32	15	17	9	12	2	66
6.17	@IND	25-64	39.1	3-21	14.3	18-20	90	10	17	27	15	22	8	12	4	71
6.18	PHO	25-68	36.8	8-24	33.3	17-23	73.9	11	26	37	20	18	5	14	5	75
6.20	DAL	27-64	42.2	6-18	33.3	23-28	82.1	11	18	29	19	26	9	13	8	83
6.22	@GSV	20-66	30.3	7-24	29.2	16-21	76.2	10	25	35	14	23	4	14	11	63
6.25	@LVA	23-71	32.4	2-13	15.4	11-12	91.7	7	23	30	15	19	7	13	5	59
6.27	@SEA	30-63	47.6	7-13	53.8	14-21	66.7	6	22	28	21	20	9	15	5	81
6.29	@MIN	23-66	34.8	4-18	22.2	13-17	76.5	9	18	27	14	20	8	15	5	63
7.6	LVA	24-63	38.1	5-18	27.8	15-19	78.9	6	21	27	14	13	9	14	2	68
7.9	SEA	32-65	49.2	8-18	44.4	21-22	95.5	6	32	38	21	19	5	10	6	93
7.11	@SEA	21-58	36.2	3-16	18.8	20-22	90.9	8	27	35	11	20	4	17	3	65
7.13	@LAS	34-68	50	9-25	36	11-14	78.6	6	22	28	15	16	7	17	3	88
7.15	IND	30-83	36.1	5-25	20	12-16	75	12	28	40	16	20	10	8	1	77
7.24	LAS	29-76	38.2	8-24	33.3	20-23	87	10	24	34	18	24	8	13	4	86
7.27	GSV	35-66	53	12-29	41.4	13-14	92.9	8	24	32	21	23	14	16	6	95
7.28	SEA	27-67	40.3	8-17	47.1	23-26	88.5	3	23	26	20	15	8	13	2	85
8.1	NYL	28-69	40.6	5-20	25	17-24	70.8	13	29	42	21	14	11	17	5	78
8.3	NYL	28-68	41.2	5-23	21.7	17-22	77.3	6	22	28	14	22	14	15	2	78
8.5	@PHO	25-72	34.7	5-25	20	11-12	91.7	12	23	35	16	18	11	17	4	66
8.7	@LAS	33-80	41.2	13-29	44.8	12-15	80	14	17	31	20	22	7	10	4	91
8.10	@LVA	36-70	51.4	12-31	38.7	2-2	100	3	20	23	22	20	10	12	3	86
8.11	@GSV	21-61	34.4	5-25	20	10-14	71.4	10	25	35	16	18	6	14	5	57
8.13	CHI	29-71	40.8	4-17	23.5	9-15	60	9	22	31	20	18	11	6	8	71
8.17	IND	36-73	49.3	7-17	41.2	14-20	70	7	25	32	25	30	7	16	5	93
8.19	@WAS	31-68	45.6	3-16	18.8	15-19	78.9	9	29	38	16	19	10	10	3	80
8.21	WAS	27-67	40.3	2-14	14.3	11-17	64.7	8	26	34	20	18	15	12	2	67
8.23	@CHI	34-66	51.5	8-20	40	18-22	81.8	7	21	28	24	18	10	9	4	94
8.25	@NYL	30-71	42.3	10-21	47.6	9-14	64.3	12	22	34	15	18	7	12	0	79
8.27	@DAL															
8.30	MIN															
9.1	ATL															
9.3	@CHI															
9.6	PHO															
9.8	@ATL															
9.10	ATL															

## OPPONENT LINE SCORES- 2025

DATE	OPP	FG-FGA	%	3P-3PA	%	FT-FTA	%	OR	DR	TR	A	PF	ST	TO	BS	PTS
5.18	WAS	32-62	51.6	5-15	33.3	21-29	72.4	6	26	32	17	32	6	16	4	90
5.20	LVA	26-67	38.8	10-26	38.5	25-30	83.3	12	29	41	16	18	9	13	4	87
5.23	@MIN	25-64	39.1	7-24	29.2	19-26	73.1	9	22	31	21	18	13	15	6	76
5.25	@ATL	29-71	40.8	10-35	28.6	11-14	78.6	12	40	52	20	14	4	14	5	79
5.27	DAL	37-66	56.1	10-20	50	25-29	86.2	10	25	35	26	24	10	13	3	109
5.30	@IND	29-59	49.2	7-17	41.2	18-21	85.7	5	20	25	20	19	8	14	2	83
6.1	@NYL	33-59	62.3	19-32	59.4	15-17	88.2	2	30	32	29	18	11	19	3	100
6.6	ATL	28-68	41.2	8-27	29.6	12-17	70.6	7	22	29	19	17	5	13	6	76
6.8	@WAS	36-63	57.1	6-18	33.3	26-37	70.3	12	30	42	24	16	8	15	0	104
6.15	CHI	27-63	42.9	7-20	35	17-18	94.4	7	31	38	20	14	7	14	5	78
6.17	@IND	31-68	45.6	11-26	42.3	15-16	93.8	11	27	38	19	21	6	18	1	88
6.18	PHO	26-64	40.6	8-23	34.8	23-27	85.2	12	29	41	18	20	9	13	5	83
6.20	DAL	29-67	43.3	4-16	25	24-30	80	17	25	42	23	21	7	18	1	86
6.22	@GSV	28-78	35.9	9-31	29	22-29	75.9	19	32	51	18	16	9	10	3	87
6.25	@LVA	30-70	42.9	11-28	39.3	14-16	87.5	10	35	45	18	14	6	15	7	85
6.27	@SEA	34-69	49.3	9-28	32.1	20-23	87	8	26	34	27	19	8	12	6	97
6.29	@MIN	36-71	50.7	10-34	29.4	20-24	83.3	11	30	41	27	19	8	13	5	102
7.6	LVA	34-63	54	9-26	34.6	9-13	69.2	7	28	35	21	15	9	16	6	866
7.9	SEA	31-69	44.9	6-25	24	15-19	78.9	7	24	31	22	20	5	10	1	83
7.11	@SEA	29-64	45.3	6-24	25	15-19	78.9	9	19	28	22	18	11	7	4	79
7.13	@LAS	35-75	46.7	10-27	37	12-16	75	15	17	32	22	15	8	13	4	92
7.15	IND	29-59	49.2	5-19	26.3	22-29	75.9	5	32	37	22	13	6	12	3	85
7.24	LAS	33-63	52.4	12-28	42.9	23-36	63.9	5	34	39	21	20	8	15	5	101
7.27	GSV	20-59	33.9	9-32	28.1	15-23	65.2	8	16	24	15	17	9	24	3	64
7.28	SEA	42-69	60.9	9-20	45	8-10	80	3	34	37	30	23	7	17	8	101
8.1	NYL	20-59	33.9	6-27	22.2	16-17	94.1	7	22	29	18	15	10	23	5	62
8.3	NYL	31-62	50	4-17	23.5	21-23	91.3	7	28	35	24	20	7	22	9	87
8.5	@PHO	29-64	45.3	8-20	40	16-19	84.2	8	31	39	17	12	9	20	2	82
8.7	@LAS	35-62	56.5	11-25	44	21-26	80.8	6	26	32	24	15	3	14	4	102
8.10	@LVA	35-71	49.3	8-25	32	16-21	76.2	11	29	40	24	12	8	18	1	94
8.11	@GSV	26-63	41.3	13-33	39.4	9-13	69.2	7	25	32	22	18	4	9	2	74
8.13	CHI	24-62	38.7	5-20	25	9-12	75	10	27	37	17	16	0	21	4	62
8.17	IND	36-78	46.2	7-22	31.8	20-25	80	14	24	38	23	19	7	17	3	99
8.19	@WAS	27-62	43.5	5-17	29.4	10-14	71.4	6	27	33	21	12	6	15	1	69
8.21	WAS	19-51	37.3	3-16	18.8	15-18	83.3	3	24	27	13	15	5	20	5	56
8.23	@CHI	30-61	49.2	9-19	47.4	15-26	57.7	10	22	32	25	16	4	19	1	84
8.25	@NYL	29-58	50	7-18	38.9	16-19	84.2	6	24	30	26	17	4	14	4	81
8.27	@DAL															
8.30	MIN															
9.1	ATL															
9.3	@CHI															
9.6	PHO															
9.8	@ATL															
9.10	ATL															



RACHID MEZIANE  
HEAD COACH

On December 4, 2024, the Connecticut Sun announced Rachid Meziane as the franchise’s seventh head coach. Meziane, a native of Clermont-Ferrand, France, brings a wealth of basketball knowledge to Connecticut, having enjoyed great success as a head coach in the French women’s basketball sphere, as well as a head coach for Belgium Women’s Basketball in FIBA competition.

Since the 2019 season, Meziane has served at the head coach of successful French women’s basketball club, Villeneuve d’Ascq, where he most recently led the team to a Ligue Feminine de Basketball (LFB) Championship and a EuroLeague runner up finish during the 2023-24 season. The squad finished with a 19-3 record during the regular season and a 6-0 playoff run in LFB competition, with an average margin of victory of 17.7 points per game. Villeneuve also led the league in points per game (86.0), 2FG% (55.0), 3FG% (38.6), and rebounds (36.2), and were second in assists (20.9) and opponent 2FG% (43.9). With the team, he’s coached the likes of New York Liberty’s Kennedy Burke, former WNBA Most Improved Player and WNBA Champion Shavonte Zellous, and the ninth overall pick of the 2024 WNBA Draft, Carla Leite. Prior to Villeneuve d’Ascq, Meziane served as the head coach for French clubs, Basket Lattes Montpellier Agglomération (BLMA) (2017-2018) and Cavigal Nice Basket (2012-2017).

Meziane has also found immense achievement on the international basketball stage, having served as the Belgium Women’s Basketball National Team Head Coach since November 2022. Meziane led Belgium to it’s first-ever FIBA European Women’s Championship (EuroBasket) Gold Medal in 2023, with an undefeated 6-0 record in the tournament, knocking off France in the semifinals and defeating Spain in the championship matchup. The team’s average margin of victory during their EuroBasket run was 25.0 points per game; the dominating success earning Meziane the Belgian Sports Coach of the Year honor in 2023.

Meziane also led the Belgian Women’s National team, which included the talents of WNBA Champion and two-time WNBA All-Star Emma Meesseman and Washington Mystics rookie guard Julie Vanloo, to an impressive fourth place finish at the 2024 Paris Olympics, falling just short to Australia in the bronze medal game. Prior to his time with the Belgian team, Meziane was an assistant coach with the France Women’s Basketball National Team from 2014-2021 and helped guide the French to silver medals at the 2015, 2017, 2019 and 2021 European Championships and a bronze medal at the 2020 Tokyo Olympic Games.

SEASON	TEAM	GAMES	RECORD	PCT.	POSTSEASON	RECORD	PCT.
2025	Connecticut	37	9-28	0.243	-	-	-
TOTAL							





# LINDSAY ALLEN | #15

**GUARD | 5-8 | NOTRE DAME | 3/20/1995 | 7 YEARS PRO | 2017 RND 2 PICK 14 (NYL)**

## QUICK FACTS:

- Traded to the Sun on February 4, 2025 from the Chicago Sky.
- Originally drafted 14th overall in the 2017 WNBA Draft by the New York Liberty and has made stops with Las Vegas (2018, 2020), Indiana (2021), Minnesota (2022-2023) and Chicago (2024).
- Averaged 6.6 points, 2.0 rebounds and 3.9 assists per game during the 2024 regular season.
- With Notre Dame- AP All-America Third Team ('17), 2x All-ACC First Team ('16-'17), ACC Tournament MVP ('17)
- Played with Turkish club Botas during 2024-25 offseason

## GAME BY GAME STATISTICS

DATE	OPP	MIN	FG-FGA	3P-3PA	FT-FTA	OR	DR	TOT	AST	STL	BK	TO	PF	PTS
5.18	WAS	24	2-5	0-0	2-3	0	1	1	8	0	2	0	1	6
5.20	LVA	11	0-0	0-0	0-0	0	1	1	1	0	0	1	2	0
5.23	@MIN	2	0-0	0-0	0-0	0	1	1	0	0	0	0	0	0
5.25	@ATL													
5.27	DAL													
5.30	@IND													
6.1	@NYL													
6.6	ATL													
6.8	@WAS													
6.15	CHI	11	0-3	0-2	0-0	0	0	0	1	0	0	0	1	0
6.17	@IND	12	0-1	0-1	0-0	0	0	0	1	0	0	1	1	0
6.18	PHO	5	0-0	0-0	0-0	0	0	0	2	0	0	0	0	0
6.20	DAL	16	2-2	0-0	2-2	0	0	0	1	2	0	3	4	6
6.22	@GSV	22	3-7	1-3	0-0	0	2	2	2	0	0	3	2	7
6.25	@LVA	18	1-2	0-0	0-0	0	2	2	4	0	0	0	1	2
6.27	@SEA	24	2-5	0-0	0-0	0	0	0	2	0	0	2	4	4
6.29	@MIN	18	0-4	0-1	0-0	0	0	0	3	0	1	1	1	0
7.6	LVA	19	0-1	0-1	3-4	0	1	1	5	1	0	2	1	3
7.9	SEA	8	0-0	0-0	0-0	0	1	1	1	0	0	1	0	0
7.11	@SEA	6	1-2	0-1	0-0	0	1	1	0	0	0	0	0	2
7.13	@LAS	9	1-2	0-1	0-0	0	0	0	0	1	0	2	0	2
7.15	IND	10	2-3	0-1	0-0	0	1	1	2	1	0	1	1	4
7.24	LAS	10	0-1	0-0	2-2	0	2	2	3	1	1	1	0	2
7.27	GSV	15	1-1	1-1	0-0	0	0	0	4	0	0	2	0	3
7.28	SEA	6	0-1	0-0	0-0	0	0	0	1	0	0	1	1	0
8.1	NYL													
8.3	NYL	7:	0-1	0-1	0-0	0	0	0	0	0	0	1	2	0
8.5	@PHO	5	0-0	0-0	0-0	0	0	0	1	0	0	0	0	0
8.7	@LAS													
8.10	@LVA	5	0-0	0-0	0-0	0	0	0	1	0	0	0	0	0
8.11	@GSV													
8.13	CHI	9	1-1	0-0	0-0	1	0	1	1	0	0	0	2	2
8.17	IND													
8.19	@WAS	10	2-3	1-2	0-0	0	0	0	1	0	0	1	2	5
8.21	WAS													
8.23	@CHI													
8.25	@NYL													
8.27	@DAL													
8.30	MIN													
9.1	ATL													
9.3	@CHI													
9.6	PHO													
9.8	@ATL													
9.10	ATL													

## CAREER STATISTICS

YEAR	TM	G-GS	MIN	FG-FGA	3P-3PA	FT-FTA	OR	DR	TOT	AST	STL	BK	TO	PF	PTS
2017	NYL	28-0	376	23-62	0-13	7-10	10	32	42	62	16	1	19	24	53
2018	LVA	24-6	358	28-73	1-16	17-24	3	27	30	69	15	0	21	17	74
2020	LVA	21-21	283	28-67	6-18	8-10	6	17	23	51	7	1	16	20	70
2021	IND	32-8	570	65-152	14-47	30-37	9	39	48	96	17	3	31	34	174
2022	MIN	9-0	133	20-38	8-14	12-13	0	14	14	31	2	0	7	11	60
2023	MIN	29-20	698	65-163	7-34	42-53	17	54	71	130	17	3	37	61	179
2024	CHI	40-28	950	104-223	14-48	42-52	13	67	80	157	32	7	64	67	264
2025	CON	24-3	292	18-45	3-15	9-11	1	13	14	45	6	4	23	26	48
CAREER		207-86	3663	351-823	53-205	167-210	59	263	322	641	112	19	218	260	922

## SEASON-CAREER HIGHS

### POINTS

Season: 6, two times

Career: 26, Connecticut 8-14-22

### TOTAL REBOUNDS

Season: 2, three times

Career: 6, four times

### DEFENSIVE REBOUNDS

Season: 2, three times

Career: 6, Phoenix 9-15-24

### OFFENSIVE REBOUNDS

Season: 1, Chicago 8-13-25

Career: 3, three times

### ASSISTS

Season: 8, Washington 5-18-25

Career: 10, two times

### BLOCKS

Season: 2 Washington 5-18-25

Career: 2, two times

### STEALS

Season: 2, Dallas 6-20-25

Career: 4, three times

### FIELD GOALS

Season: 3, Golden State 6-22-25

Career: 9, Connecticut 8-14-22

### FIELD GOAL ATTEMPTS

Season: 5, Washington 5-18-25

Career: 19, Phoenix 9-6-21

### 3-POINT FIELD GOALS

Season: 1, three times

Career: 6, Connecticut 8-14-22

### 3-POINT FIELD GOAL ATTEMPTS

Season: 3, Golden State 6-22-25

Career: 7, Connecticut 8-14-22

### FREE THROWS MADE

Season: 2, three times

Career: 9, Indiana 7-5-23

### FREE THROWS ATTEMPTED

Season: 3 Washington 5-18-25

Career: 9, Indiana 7-5-23

### MINUTES

Season: 24 Washington 5-18-25

Career: 36, two times



# TINA CHARLES | #31

CENTER | 6-4 | UCONN | 12/5/1988 | 13 YEARS PRO | 2010 RND 1 PICK 1 (CON)

## QUICK FACTS:

- Signed a one-year deal with the Sun as a free agent on February 2, 2025. Played her first four seasons in the WNBA with the Sun and has also made stops in New York, Washington, Phoenix, Seattle and Dallas.
- Moved into first all-time in rebounds (4,014) and second all-time in scoring (7,698) in WNBA history last season.
- WNBA Accolades: 2012 WNBA MVP, 2010 WNBA Rookie of the Year, 8x WNBA All-Star, 5x All-WNBA First Team, 4x All-WNBA Second Team, WNBA All-Defensive First Team, 3x WNBA All-Defensive Second Team, WNBA All-Rookie Team.
- Played with Turkish club and EuroLeague powerhouse and Fenerbahce during the 2024-25 WNBA offseason.
- With UConn- 2x NCAA National Champion, AP Player of the Year, Naismith College Player of the Year, John R. Wooden Award, Big East Player of the Year, AP First-team All-American, 3x First-team All-Big East, Big East Freshman of the Year

## GAME BY GAME STATISTICS

DATE	OPP	MIN	FG-FGA	3P-3PA	FT-FTA	OR	DR	TOT	AST	STL	BK	TO	PF	PTS
5.18	WAS	31	8-15	0-0	7-9	4	6	10	2	3	2	0	1	23
5.20	LVA	25	7-15	0-1	6-7	0	5	5	0	0	0	1	2	20
5.23	@MIN	30	2-6	0-1	0-0	1	4	5	1	0	0	3	2	4
5.25	@ATL	29	5-20	0-1	1-2	1	6	7	3	1	0	3	3	11
5.27	DAL	28	9-14	2-3	7-7	1	5	6	3	1	0	2	1	27
5.30	@IND	34	7-16	1-1	3-4	1	1	2	3	0	0	11	2	18
6.1	@NYL	24	5-12	0-1	0-0	0	1	1	0	1	0	1	1	10
6.6	ATL	32	8-13	0-1	3-4	0	4	4	2	2	0	3	3	19
6.8	@WAS	33	7-17	0-0	3-3	3	6	9	1	1	0	3	3	17
6.15	CHI	36	8-20	1-2	2-2	1	5	6	1	1	0	1	4	19
6.17	@IND	29	6-17	0-1	8-8	2	2	4	3	0	1	1	2	20
6.18	PHO	14	1-5	0-1	0-0	1	3	4	1	0	0	4	1	2
6.20	DAL	28	8-17	0-2	10-11	4	2	6	1	1	0	1	2	26
6.22	@GSV	19	3-9	0-2	3-4	3	3	6	0	0	2	1	3	9
6.25	@LVA	28	7-17	0-0	4-4	1	2	3	2	1	0	3	1	18
6.27	@SEA	29	1-9	0-0	5-6	0	2	2	1	0	0	1	2	7
6.29	@MIN	21	1-6	0-0	2-2	0	1	1	1	0	1	2	1	4
7.6	LVA	23	5-12	0-0	1-2	1	3	4	2	2	0	0	0	11
7.9	SEA	34	11-22	0-0	7-8	3	8	11	0	0	1	1	2	29
7.11	@SEA	35	5-18	0-1	10-10	2	8	10	3	1	0	5	1	20
7.13	@LAS	34	3-10	0-1	3-4	2	5	7	3	1	0	4	2	9
7.15	IND	34	7-19	0-2	7-9	4	7	11	3	1	1	0	3	21
7.24	LAS	32	10-18	1-1	3-3	2	8	10	2	1	0	2	1	24
7.27	GSV	18	8-11	1-1	7-7	1	5	6	2	2	1	1	0	24
7.28	SEA	22	2-5	0-0	7-8	1	3	4	2	0	0	0	1	11
8.1	NYL	31	5-15	0-1	5-7	2	2	4	3	3	0	3	2	15
8.3	NYL	34	6-15	1-3	4-4	1	7	8	2	0	0	3	3	17
8.5	@PHO	30	5-12	1-1	5-6	2	5	7	1	0	2	5	4	16
8.7	@LAS	36	6-19	1-4	6-7	1	6	7	2	1	2	0	2	19
8.10	@LVA	28	4-8	0-1	0-0	0	5	5	3	3	1	1	4	8
8.11	@GSV					OUT-REST								
8.13	CHI	21	7-14	1-2	0-0	0	3	3	0	1	1	0	3	15
8.17	IND	30	8-18	1-3	4-5	3	3	6	3	1	0	3	4	21
8.19	@WAS	23	4-11	1-2	4-6	2	7	9	2	1	0	1	3	13
8.21	WAS	21	9-14	0-1	3-4	2	4	6	0	2	0	0	1	21
8.23	@CHI	31	9-16	0-1	5-6	3	7	10	2	0	1	1	3	23
8.25	@NYL	27	6-12	0-0	1-2	1	2	3	1	1	0	0	2	13
8.27	@DAL													
8.30	MIN													
9.1	ATL													
9.3	@CHI													
9.6	PHO													
9.8	@ATL													
9.10	ATL													

## CAREER STATISTICS

YEAR	TM	G-GS	MIN	FG-FGA	3P-3PA	FT-FTA	OR	DR	TOT	AST	STL	BK	TO	PF	PTS
2010	CON	34-34	1054	206-423	0-1	116-152	129	269	398	51	25	57	71	72	528
2011	CON	34-34	1135	254-543	0-3	92-134	126	248	374	63	26	60	75	89	600
2012	CON	33-33	1095	250-501	1-5	93-116	123	222	345	57	17	47	74	64	594
2013	CON	29-29	950	218-545	0-3	85-113	98	195	293	42	27	28	64	57	521
2014	NYL	34-34	1118	236-511	0-0	118-157	89	231	320	74	44	30	78	57	590
2015	NYL	34-34	1052	243-531	1-5	93-130	72	216	288	83	24	23	82	56	580
2016	NYL	32-32	1076	273-622	17-49	125-154	74	243	317	121	27	25	63	48	688
2017	NYL	34-34	1094	262-593	24-69	123-153	69	249	318	87	28	24	80	74	671
2018	NYL	33-33	1087	263-556	31-95	94-122	63	168	231	90	24	20	93	84	651
2019	NYL	33-33	1027	220-566	11-59	108-133	65	184	249	78	23	29	85	92	559
2021	WAS	27-27	900	238-530	50-137	105-128	73	185	258	57	25	23	59	63	631
2022	2TM	34-26	982	198-433	39-110	67-81	51	198	249	67	25	23	73	96	502
2024	ATL	39-39	1160	243-533	11-42	84-107	97	277	374	89	36	20	61	96	581
2025	CON	36-35	1024	213-497	12-42	146-171	56	156	212	61	33	16	72	75	584
CAREER		466-457	14762	3317-7384	197-620	1449-1851	1185	3041	4226	1020	384	425	1030	1023	8280

## SEASON-CAREER HIGHS

- POINTS**  
Season: 29, Seattle 7-9-25  
Career: 36, Dallas 6-2-17
- TOTAL REBOUNDS**  
Season: 11, Seattle 7-9-25  
Career: 23, two times
- DEFENSIVE REBOUNDS**  
Season: 8, two times  
Career: 17, Atlanta 7-7-10
- OFFENSIVE REBOUNDS**  
Season: 4, three times  
Career: 9, Minnesota 8-3-10
- ASSISTS**  
Season: 3, seven times  
Career: 10, two times
- BLOCKS**  
Season: 2, four times  
Career: 8, Washington 8-8-10
- STEALS**  
Season: 3, three times  
Career: 7, Atlanta 5-24-16
- FIELD GOALS**  
Season: 11, Seattle 7-9-25  
Career: 14, four times
- FIELD GOAL ATTEMPTS**  
Season: 22, Seattle 7-9-25  
Career: 30, Indiana 6-19-21
- 3-POINT FIELD GOALS**  
Season: 2, Dallas 5-27-25  
Career: 5, two times
- 3-POINT FIELD GOAL ATTEMPTS**  
Season: 3, Dallas 5-27-25  
Career: 9, Connecticut 6-29-21
- FREE THROWS MADE**  
Season: 10, Dallas 6-20-25  
Career: 19, Phoenix 6-29-13
- FREE THROWS ATTEMPTED**  
Season: 11, Dallas 6-20-25  
Career: 24, Phoenix 6-29-13
- MINUTES**  
Season: 36, Chicago 6-15-25  
Career: 46, Chicago 6-23-11



# AALIYAH EDWARDS | #8

FORWARD | 6-3 | UCONN | 7/9/2002 | 1 YEAR PRO | 2024 RND 1 PICK 6 (WAS)

QUICK FACTS:

- Acquired by the Sun in trade with the Washington Mystics on August 7, 2025.
- Drafted by the Mystics as the sixth pick overall in the 2024 WNBA Draft and averaged 7.0 points, 4.7 rebounds, and 1.0 assists on 18.5 minutes per game during her time in Washington.
- Played four seasons with the University of Connecticut Huskies and averaged 13.4 points, 7.4 rebounds and 1.7 assists per game over 132 career games. Honors including WBCA All-American (2024), USBWA Second Team All-America (2024), AP Third Team All-America (2023), All-BIG EAST First Team (2023, 24), BIG EAST Most Improved Player (2023), BIG EAST Sixth Woman of the Year (2021) and BIG EAST All-Freshman Team (2021).
- Member of the Canadian National Team at the 2021 Tokyo and 2024 Paris Olympics

GAME BY GAME STATISTICS


DATE	OPP	MIN	FG-FGA	3P-3PA	FT-FTA	OR	DR	TOT	AST	STL	BK	TO	PF	PTS
8.10	@LVA	17	2-5	0-0	0-0	1	3	4	2	1	0	2	1	4
8.11	@GSV	18	2-6	0-0	4-6	3	2	5	0	0	2	3	3	8
8.13	CHI	11	1-3	0-1	0-0	0	1	1	0	1	0	1	2	2
8.17	IND	10	1-3	0-0	3-4	1	2	3	0	0	0	1	3	5
8.19	@WAS	16	4-6	0-0	0-0	2	2	4	1	1	1	0	3	8
8.21	WAS	16	3-4	0-0	4-6	1	4	5	0	0	0	2	3	10
8.23	@CHI	16	0-1	0-0	0-0	1	2	3	1	1	2	0	0	0
8.25	@NYL	15	0-2	0-0	2-2	2	2	4	2	0	0	1	2	2
8.27	@DAL													
8.30	MIN													
9.1	ATL													
9.3	@CHI													
9.6	PHO													
9.8	@ATL													
9.10	ATL													

SEASON-CAREER HIGHS

POINTS
Season: 15, Minnesota 7-3-25
Career: 23, Chicago 6-6-24
TOTAL REBOUNDS
Season: 7, two times
Career: 14, Chicago 6-6-24
DEFENSIVE REBOUNDS
Season: 5, three times
Career: 13, Chicago 6-6-24
OFFENSIVE REBOUNDS
Season: 5, Connecticut 6-8-25
Career: 5, Connecticut 6-8-25
ASSISTS
Season: 2, two times
Career: 4, two times
BLOCKS
Season: 2, three times
Career: 4, Chicago 6-6-24
STEALS
Season: 1, 13 times
Career: 3, Los Angeles 5-21-24
FIELD GOALS
Season: 6, Minnesota 7-3-25
Career: 10, Chicago 6-6-24
FIELD GOAL ATTEMPTS
Season: 8, two times
Career: 12, Chicago 6-6-24
3-POINT FIELD GOALS
Season:
Career:
3-POINT FIELD GOAL ATTEMPTS
Season: 1, seven times
Career: 1, 14 times
FREE THROWS MADE
Season: 5, Los Angeles 7-22-25
Career: 5, two times
FREE THROWS ATTEMPTED
Season: 6, four times
Career: 8, Indiana 6-7-24
MINUTES
Season: 20, Connecticut 6-8-25
Career: 35, Chicago 6-6-24

CAREER STATISTICS

YEAR	TM	G-GS	MIN	FG-FGA	3P-3PA	FT-FTA	OR	DR	TOT	AST	STL	BK	TO	PF	PTS
2024	WAS	34-17	741	103-210	0-7	52-80	48	143	191	48	25	27	50	91	258
2025	2TM	29-0	401	58-124	0-8	48-74	36	62	98	15	14	11	33	45	164
CAREER		63-17	1142	161-334	0-15	100-154	84	205	289	63	39	38	83	136	422



# BRIA HARTLEY | #14

GUARD | 5-9 | CONNECTICUT | 9/30/1992 | 9 YEARS PRO | 2014 RND 1 PICK 7

## QUICK FACTS:

- Signed a training camp contract with the Connecticut Sun on May 11, 2025
- Returns to WNBA/Connecticut after most recently playing with the team during the 2022 regular season before suffering a season-ending ACL injury
- Has played with Washington (2014-16), New York (2017-19), Phoenix (2020-21) and Indiana (2022)
- Competed in the 2025 Athletes Unlimited season, where she averaged 15.1 points, 4.7 rebounds and 4.3 assists per game and finished tenth overall on the league's leader board.

## GAME BY GAME STATISTICS

DATE	OPP	MIN	FG-FGA	3P-3PA	FT-FTA	OR	DR	TOT	AST	STL	BK	TO	PF	PTS
5.18	WAS	19	3-4	2-2	3-3	2	2	4	3	2	0	3	2	11
5.20	LVA	19	2-8	1-4	2-2	0	2	2	5	1	0	2	2	7
5.23	@MIN	23	1-6	1-3	2-2	0	0	0	4	0	0	4	3	5
5.25	@ATL	19	2-9	1-3	2-2	0	0	0	1	2	0	0	0	7
5.27	DAL	19	4-7	2-5	2-5	0	1	1	2	1	0	1	4	12
5.30	@IND	23	2-5	2-4	0-0	0	3	3	3	2	0	0	3	6
6.1	@NYL	16	2-6	1-2	0-0	0	0	0	0	0	0	3	2	5
6.6	ATL	26	5-11	0-2	1-1	0	4	4	6	0	0	2	2	11
6.8	@WAS	23	2-8	0-5	2-2	0	1	1	3	0	0	3	5	6
6.15	CHI	30	3-10	0-3	0-0	1	2	3	5	2	0	1	4	6
6.17	@IND	13	1-6	0-2	0-0	0	0	0	1	0	0	1	2	2
6.18	PHO	18	2-6	2-4	3-4	1	0	1	2	0	0	0	4	9
6.20	DAL	17	1-6	1-3	4-4	0	2	2	2	2	0	3	0	7
6.22	@GSV	20	2-8	2-6	1-1	0	3	3	3	1	0	2	1	7
6.25	@LVA	25	2-10	0-2	2-2	0	1	1	2	0	0	0	3	6
6.27	@SEA	30	7-13	3-6	2-4	0	4	4	6	1	0	2	2	19
6.29	@MIN	20	1-8	1-6	0-0	0	3	3	2	1	0	3	4	3
7.6	LVA	20	2-8	1-4	2-3	0	0	0	2	2	0	1	2	7
7.9	SEA	24	4-8	3-5	4-4	1	2	3	5	1	0	1	3	15
7.11	@SEA	29	2-4	1-2	2-2	0	5	5	2	0	0	4	5	7
7.13	@LAS	32	7-17	4-11	7-8	0	1	1	6	1	0	1	1	25
7.15	IND	29	3-8	3-7	2-2	1	3	4	2	0	0	2	5	11
7.24	LAS	18	5-9	2-3	4-4	0	3	3	2	1	0	2	1	16
7.27	GSV	21	4-8	4-8	3-4	0	0	0	3	1	0	3	1	15
7.28	SEA	30	4-12	2-4	7-8	0	1	1	4	0	0	1	2	17
8.1	NYL	20	1-5	1-3	1-3	0	4	4	2	1	0	1	3	4
8.3	NYL	22	4-10	2-5	2-4	0	3	3	4	2	0	2	2	12
8.5	@PHO	21	3-8	1-3	0-0	0	1	1	4	0	0	1	2	7
8.7	@LAS	26	6-13	4-8	0-0	1	0	1	3	0	0	2	4	16
8.10	@LVA	28	3-6	3-3	0-0	0	3	3	4	0	0	1	3	9
8.11	@GSV	19	1-9	1-5	0-0	1	0	1	4	1	0	2	3	3
8.13	CHI	9	0-3	0-1	0-2	0	2	2	2	0	0	1	0	0
8.17	IND	23	2-5	0-1	0-0	0	2	2	0	0	0	4	5	4
8.19	@WAS	14	1-3	0-2	1-2	0	0	0	1	1	0	0	1	3
8.21	WAS	17	1-6	0-2	1-2	0	0	0	3	1	0	2	2	3
8.23	@CHI	32	8-9	3-3	4-6	1	1	2	4	0	0	3	4	23
8.25	@NYL	32	1-6	0-3	1-2	1	3	4	4	1	0	2	2	3
8.27	@DAL													
8.30	MIN													
9.1	ATL													
9.3	@CHI													
9.6	PHO													
9.8	@ATL													
9.10	ATL													

## CAREER STATISTICS

YEAR	TM	G-GS	MIN	FG-FGA	3P-3PA	FT-FTA	OR	DR	TOT	AST	STL	BK	TO	PF	PTS
2014	WAS	34-29	921	116-305	33-101	64-82	19	53	72	105	24	2	85	60	329
2015	WAS	25-0	306	34-112	11-46	26-34	4	26	30	41	12	1	21	23	105
2016	WAS	24-5	405	50-133	21-58	36-45	9	38	47	54	10	0	35	44	157
2017	NYL	34-24	727	99-238	38-110	29-39	10	61	71	70	19	5	49	55	265
2018	NYL	34-20	805	103-265	36-117	46-65	25	75	100	121	29	2	68	75	288
2019	NYL	24-18	545	79-210	24-73	53-66	18	59	77	76	18	1	50	55	235
2020	PHO	13-3	321	66-157	25-65	33-41	5	33	38	58	15	0	27	33	190
2021	PHO	6-0	51	9-16	4-7	0-0	2	2	4	5	1	0	5	1	22
2022	2TM	13-0	123	14-37	7-17	4-6	1	11	12	14	4	0	10	7	39
2025	CON	37-31	840	104-288	54-145	67-88	10	62	72	111	28	0	67	94	329
CAREER		244-130	5048	674-1761	253-739	358-466	103	420	523	655	160	11	417	447	1959

## SEASON-CAREER HIGHS

### POINTS

Season: 25, Los Angeles 7-13-25  
Career: 27, New York 8-2-20

### TOTAL REBOUNDS

Season: 5, Seattle 7-11-25  
Career: 6, eight times

### DEFENSIVE REBOUNDS

Season: 5, Seattle 7-11-25  
Career: 6, Los Angeles 8-14-18

### OFFENSIVE REBOUNDS

Season: 2, Washington 5-18-25  
Career: 4, Indiana 6-1-19

### ASSISTS

Season: 6, three times  
Career: 9, Los Angeles 8-19-20

### BLOCKS

Season:  
Career: 2, Dallas 6-2-17

### STEALS

Season: 2, five times  
Career: 4, Atlanta 6-18-14

### FIELD GOALS

Season: 8, Chicago 8-23-25  
Career: 11, Seattle 6-22-14

### FIELD GOAL ATTEMPTS

Season: 17, Los Angeles 7-13-25  
Career: 18, two times

### 3-POINT FIELD GOALS

Season: 4, two times  
Career: 4, nine times

### 3-POINT FIELD GOAL ATTEMPTS

Season: 11, Los Angeles 7-13-25  
Career: 11, Los Angeles 7-13-25

### FREE THROWS MADE

Season: 7, two times  
Career: 8, two times

### FREE THROWS ATTEMPTED

Season: 8, two times  
Career: 8, seven times

### MINUTES

Season: 32, two times  
Career: 39, New York 7-29-14





LEILA LACAN | #47

GUARD | 5-11 | FRANCE | 6/2/2004 | ROOKIE | 2024 RND 1 PICK 10 (CON)

QUICK FACTS:

- Signed a rookie-scale contract with the Connecticut Sun on February 8, 2025. Originally drafted 10th overall by the Sun in the 2024 WNBA Draft but did not participate in the 2024 season.
- Has competed with the French National team, winning silver at the 2024 Paris Olympics and bronze at the 2023 FIBA Women's EuroBasket.
- Competed with French professional club, Basket Landes, during the 2024-25 season and averaged 13.9 points, 2.8 rebounds and 3.1 assists per game.

GAME BY GAME STATISTICS

DATE	OPP	MIN	FG-FGA	3P-3PA	FT-FTA	OR	DR	TOT	AST	STL	BK	TO	PF	PTS
5.18	WAS													
5.20	LVA													
5.23	@MIN													
5.25	@ATL													
5.27	DAL													
5.30	@IND													
6.1	@NYL													
6.6	ATL													
6.8	@WAS													
6.15	CHI													
6.17	@IND													
6.18	PHO													
6.20	DAL													
6.22	@GSV													
6.25	@LVA													
6.27	@SEA													
6.29	@MIN													
7.6	LVA	23	1-2	1-2	2-2	0	0	0	1	0	0	2	4	5
7.9	SEA	19	3-6	0-3	2-2	0	4	4	3	0	0	1	4	8
7.11	@SEA	31	4-13	0-5	2-2	4	3	7	1	0	0	4	5	10
7.13	@LAS	30	3-7	1-3	0-0	0	2	2	4	1	1	1	3	7
7.15	IND	24	8-13	1-3	2-3	0	1	1	1	3	0	3	0	19
7.24	LAS	19	1-4	0-3	0-0	1	0	1	6	3	0	2	5	2
7.27	GSV	20	4-7	0-1	0-0	1	1	2	2	6	0	0	2	8
7.28	SEA	22	2-6	1-2	4-4	0	2	2	4	2	0	2	3	9
8.1	NYL	23	6-8	2-2	2-2	0	4	4	1	1	0	0	2	16
8.3	NYL	15	2-5	0-2	0-0	2	0	2	1	3	0	2	3	4
8.5	@PHO	22	4-9	0-2	2-2	1	4	5	2	6	0	1	5	10
8.7	@LAS	26	5-9	0-1	0-0	1	1	2	7	3	0	1	4	10
8.10	@LVA	24	6-12	1-6	0-0	0	0	0	5	2	0	1	3	13
8.11	@GSV	33	2-10	0-5	2-3	0	0	0	3	0	0	1	3	6
8.13	CHI	30	6-13	1-3	4-6	3	1	4	5	2	0	1	2	17
8.17	IND	38	3-6	1-1	0-0	0	4	4	14	3	0	0	4	7
8.19	@WAS	34	4-8	0-3	0-0	0	2	2	4	4	0	3	1	8
8.21	WAS	37	2-9	1-4	0-0	0	3	3	5	5	0	2	5	5
8.23	@CHI	19	3-5	0-1	0-0	0	0	0	4	1	0	0	4	6
8.25	@NYL	30	9-15	2-3	2-2	1	2	3	3	2	0	4	5	22
8.27	@DAL													
8.30	MIN													
9.1	ATL													
9.3	@CHI													
9.6	PHO													
9.8	@ATL													
9.10	ATL													

CAREER STATISTICS

YEAR	TM	G-GS	MIN	FG-FGA	3P-3PA	FT-FTA	OR	DR	TOT	AST	STL	BK	TO	PF	PTS
2025	CON	20-10	527	78-167	12-55	24-28	14	34	48	76	47	1	31	67	192
CAREER		20-10	527	78-167	12-55	24-28	14	34	48	76	47	1	31	67	192

SEASON-CAREER HIGHS

POINTS
Season: 22, New York 8-25-25
Career: 22, New York 8-25-25
TOTAL REBOUNDS
Season: 7, Seattle 7-11-25
Career: 7, Seattle 7-11-25
DEFENSIVE REBOUNDS
Season: 4, two times
Career: 4, two times
OFFENSIVE REBOUNDS
Season: 4, Seattle 7-11-25
Career: 4, Seattle 7-11-25
ASSISTS
Season: 14, Indiana 8-17-25
Career: 14, Indiana 8-17-25
BLOCKS
Season: 1, Los Angeles 7-13-25
Career: 1, Los Angeles 7-13-25
STEALS
Season: 6, two times
Career: 6, two times
FIELD GOALS
Season: 9, New York 8-25-25
Career: 9, New York 8-25-25
FIELD GOAL ATTEMPTS
Season: 15, New York 8-25-25
Career: 15, New York 8-25-25
3-POINT FIELD GOALS
Season: 2, two times
Career: 2, two times
3-POINT FIELD GOAL ATTEMPTS
Season: 6, Las Vegas 8-10-25
Career: 6, Las Vegas 8-10-25
FREE THROWS MADE
Season: 4, Seattle 7-28-25
Career: 4, Seattle 7-28-25
FREE THROWS ATTEMPTED
Season: 4, Seattle 7-28-25
Career: 4, Seattle 7-28-25
MINUTES
Season: 38, Indiana 8-17-25
Career: 38, Indiana 8-17-25



# MARINA MABREY | #3

**GUARD | 5-11 | NOTRE DAME | 9/14/1996 | 6 YRS PRO | 2019 RND 2 PICK 19 (LAS)**

## QUICK FACTS:

- Traded to the Sun on 7/17/24 from the Chicago Sky.
- Averaged 14.4 points, 4.4 rebounds, 4.1 assists and 1.1 steals per game in 2024
- Set new career-highs in rebounds (12) and blocks (3) and eclipsed 2,000 career-points in 2024.
- Competed in the inaugural season of Unrivaled during the 2024-25 WNBA offseason with Team Phantom.
- 2018 NCAA National Champion with the University of Notre Dame

## GAME BY GAME STATISTICS

DATE	OPP	MIN	FG-FGA	3P-3PA	FT-FTA	OR	DR	TOT	AST	STL	BK	TO	PF	PTS
5.18	WAS	35	5-21	1-8	0-1	0	4	4	3	0	1	3	5	11
5.20	LVA	19	3-11	1-5	0-0	0	1	1	2	0	0	2	2	7
5.23	@MIN	31	7-19	4-12	4-4	0	8	8	6	0	0	3	5	22
5.25	@ATL	34	4-14	2-7	2-2	1	9	10	4	0	0	1	5	12
5.27	DAL	27	6-12	4-9	3-4	0	4	4	1	1	0	6	5	19
5.30	@IND	37	10-17	4-9	2-2	0	5	5	5	2	1	1	4	26
6.1	@NYL	28	2-11	2-9	2-2	0	4	4	2	1	0	2	5	8
6.6	ATL	33	13-22	3-8	5-6	0	4	4	4	0	1	1	2	34
6.8	@WAS	30	6-15	2-6	1-1	3	4	7	8	1	1	3	6	15
6.15	CHI	39	7-17	5-12	3-4	2	3	5	3	0	0	6	1	22
6.17	@IND	28	2-9	0-6	2-2	1	7	8	1	3	0	4	1	6
6.18	PHO	36	2-11	1-5	3-3	0	2	2	7	0	2	2	3	8
6.20	DAL	28	2-10	1-6	3-4	0	3	3	6	0	1	2	2	8
6.22	@GSV													
6.25	@LVA													
6.27	@SEA													
6.29	@MIN													
7.6	LVA													
7.9	SEA													
7.11	@SEA													
7.13	@LAS													
7.15	IND													
7.24	LAS	25	2-12	2-8	1-2	0	2	2	3	2	0	3	2	7
7.27	GSV	20	6-13	2-8	1-1	0	0	0	4	0	0	3	2	15
7.28	SEA	16	4-10	0-1	0-0	0	2	2	2	0	0	4	2	8
8.1	NYL	33	6-19	2-10	4-4	1	9	10	8	2	1	6	2	18
8.3	NYL	29	3-12	1-7	3-3	2	1	3	2	1	0	2	4	10
8.5	@PHO	29	7-18	2-7	2-2	2	1	3	3	0	0	4	1	18
8.7	@LAS	36	6-20	5-10	2-2	3	4	7	3	0	0	3	4	19
8.10	@LVA	33	8-16	5-13	1-1	0	4	4	3	0	0	4	1	22
8.11	@GSV	25	1-7	0-6	1-1	0	3	3	4	0	0	3	2	3
8.13	CHI	35	4-16	0-4	2-2	0	5	5	4	0	0	1	2	10
8.17	IND	37	11-21	2-6	3-3	0	2	2	5	0	0	3	3	27
8.19	@WAS	35	4-10	0-3	1-1	0	6	6	2	1	1	3	3	9
8.21	WAS	36	3-9	0-2	1-2	0	7	7	5	2	0	1	1	7
8.23	@CHI	36	7-17	2-9	4-4	0	4	4	8	2	0	2	3	20
8.25	@NYL	35	6-18	4-10	0-0	1	1	2	5	1	0	2	5	16
8.27	@DAL													
8.30	MIN													
9.1	ATL													
9.3	@CHI													
9.6	PHO													
9.8	@ATL													
9.10	ATL													

## CAREER STATISTICS

YEAR	TM	G-GS	MIN	FG-FGA	3P-3PA	FT-FTA	OR	DR	TOT	AST	STL	BK	TO	PF	PTS
2019	LAS	31-0	355	45-131	21-77	14-16	6	32	38	30	19	7	24	23	125
2020	DAL	18-12	403	68-158	38-91	16-24	11	48	59	43	25	2	31	37	190
2021	DAL	32-8	773	158-390	63-184	45-51	23	101	124	94	31	10	68	79	424
2022	DAL	34-32	951	178-424	61-174	47-69	20	104	124	125	28	13	82	86	464
2023	CHI	39-39	1169	202-491	89-228	92-110	34	112	146	140	29	18	86	93	585
2024	2TM	40-27	1235	214-518	98-260	49-69	22	152	174	163	45	17	94	104	575
2025	CON	28-27	877	147-407	57-206	56-63	16	109	125	114	19	9	80	83	407
CAREER		222-145	5764	1012-2519	427-1220	319-402	132	658	790	709	196	76	465	505	2770

## SEASON-CAREER HIGHS

### POINTS

Season: 34, Atlanta 6-6-25  
Career: 36, Indiana 6-15-23

### TOTAL REBOUNDS

Season: 10, two times  
Career: 12, New York 7-13-24

### DEFENSIVE REBOUNDS

Season: 9, two times  
Career: 12, New York 7-13-24

### OFFENSIVE REBOUNDS

Season: 3, two times  
Career: 3, nine times

### ASSISTS

Season: 8, three times  
Career: 10, Phoenix 5-19-22

### BLOCKS

Season: 1, four times  
Career: 3, Connecticut 6-12-24

### STEALS

Season: 3, Indiana 6-17-25  
Career: 5, two times

### FIELD GOALS

Season: 13, Atlanta 6-6-25  
Career: 14, Indiana 6-15-23

### FIELD GOAL ATTEMPTS

Season: 22, Atlanta 6-6-25  
Career: 22, three times

### 3-POINT FIELD GOALS

Season: 5, three times  
Career: 6, five times

### 3-POINT FIELD GOAL ATTEMPTS

Season: 13, Las Vegas 8-10-25  
Career: 14, Seattle 5-22-21

### FREE THROWS MADE

Season: 5, Atlanta 6-6-25  
Career: 13, Dallas 8-6-23

### FREE THROWS ATTEMPTED

Season: 6, Atlanta 6-6-25  
Career: 14, Dallas 8-6-23

### MINUTES

Season: 39, Chicago 6-15-25  
Career: 41, Seattle 5-22-21



RAYAH MARSHALL | #13

FORWARD | 6-4 | USC | 11/15/2003 | ROOKIE | 2025 RND 2 PICK 25 (CON)

QUICK FACTS:

- Selected 25th overall by the Connecticut Sun in the 2025 WNBA Draft.
- Played four seasons at the University of Southern California (2021-2025)
- Accolades include: Big Ten All-Defensive Team (2025), All-Pac 12 First Team member (2023), Pac-12 All-Defensive Team member (2023), Pac-12 All-Freshman Team member (2022)
- Helped lead USC to back-to-back NCAA Elite Eight appearances (2024, 2025), as well as the 2024 Pac-12 tournament and 2025 Big Ten regular season championship titles.

GAME BY GAME STATISTICS

DATE	OPP	MIN	FG-FGA	3P-3PA	FT-FTA	OR	DR	TOT	AST	STL	BK	TO	PF	PTS
5.18	WAS													
5.20	LVA	10	0-3	0-1	0-0	1	5	6	1	0	1	0	2	0
5.23	@MIN													
5.25	@ATL	2	0-0	0-0	0-0	0	0	0	0	0	0	0	0	0
5.27	DAL	7	0-0	0-0	0-0	1	2	3	0	0	0	2	0	0
5.30	@IND													
6.1	@NYL	8	0-2	0-0	1-2	2	2	4	2	0	0	0	0	1
6.6	ATL													
6.8	@WAS													
6.15	CHI													
6.17	@IND	1	0-1	0-0	1-2	0	0	0	0	0	0	0	0	1
6.18	PHO													
6.20	DAL													
6.22	@GSV	10	2-4	0-0	1-1	1	2	3	0	0	0	2	1	5
6.25	@LVA													
6.27	@SEA													
6.29	@MIN	6	2-3	0-0	0-1	0	1	1	0	0	0	1	1	4
7.6	LVA	1	0-0	0-0	0-0	0	0	0	0	0	0	0	0	0
7.9	SEA													
7.11	@SEA													
7.13	@LAS													
7.15	IND													
7.24	LAS													
7.27	GSV	9	1-2	0-0	0-0	0	2	2	0	0	0	0	2	2
7.28	SEA	4	2-3	0-0	1-1	0	0	0	0	1	0	0	0	5
8.1	NYL													
8.3	NYL													
8.5	@PHO													
8.7	@LAS													
8.10	@LVA													
8.11	@GSV													
8.13	CHI													
8.17	IND													
8.19	@WAS													
8.21	WAS													
8.23	@CHI													
8.25	@NYL													
8.27	@DAL													
8.30	MIN													
9.1	ATL													
9.3	@CHI													
9.6	PHO													
9.8	@ATL													
9.10	ATL													

CAREER STATISTICS

YEAR	TM	G-GS	MIN	FG-FGA	3P-3PA	FT-FTA	OR	DR	TOT	AST	STL	BK	TO	PF	PTS
2025	CON	10-0	62	7-18	0-1	4-7	5	14	19	3	1	1	5	6	18
CAREER		10-0	62	7-18	0-1	4-7	5	14	19	3	1	1	5	6	18

SEASON-CAREER HIGHS

POINTS
Season: 5, two times
Career: 5, two times
TOTAL REBOUNDS
Season: 6, Las Vegas 5-20-25
Career: 6, Las Vegas 5-20-25
DEFENSIVE REBOUNDS
Season: 5, Las Vegas 5-20-25
Career: 5, Las Vegas 5-20-25
OFFENSIVE REBOUNDS
Season: 2, New York 6-1-25
Career: 2, New York 6-1-25
ASSISTS
Season: 2, New York 6-1-25
Career: 2, New York 6-1-25
BLOCKS
Season: 1, Las Vegas 5-20-25
Career: 1, Las Vegas 5-20-25
STEALS
Season: 1, Seattle 7-28-25
Career: 1, Seattle 7-28-25
FIELD GOALS
Season: 2, two times
Career: 2, two times
FIELD GOAL ATTEMPTS
Season: 4, Golden State 6-22-25
Career: 4, Golden State 6-22-25
3-POINT FIELD GOALS
Season:
Career:
3-POINT FIELD GOAL ATTEMPTS
Season: 1, Las Vegas 5-20-25
Career: 1, Las Vegas 5-20-25
FREE THROWS MADE
Season: 1, four times
Career: 1, four times
FREE THROWS ATTEMPTED
Season: 2, two times
Career: 2, two times
MINUTES
Season: 10, two times
Career: 10, two times



# ANEESA MORROW | #24

FORWARD | 6-1 | LSU | 2/2/2003 | ROOKIE | 2025 RND 1 PICK 7 (CON)

QUICK FACTS:

- Selected seventh overall by the Connecticut Sun in the 2025 WNBA Draft.
- Played two seasons at DePaul University (2021-2023) before transferring to LSU for her final two collegiate seasons (2023-2025).
- Accolades include: Katrina McClain Award winner ('25), WBCA Coaches' All-American ('25), First-team All-American- USBWA ('25), USBWA/WBCA National Freshman of the Year ('22), 2x First-team All-SEC (24, 25), 2x First-team All-Big East ('22, '23), 2x NCAA season rebounding leader ('22, '25)

## GAME BY GAME STATISTICS

DATE	OPP	MIN	FG-FGA	3P-3PA	FT-FTA	OR	DR	TOT	AST	STL	BK	TO	PF	PTS
5.18	WAS													
5.20	LVA													
5.23	@MIN	1	0-1	0-1	0-0	0	0	0	0	0	0	0	2	0
5.25	@ATL	10	1-4	1-1	0-0	2	5	7	0	0	0	1	2	3
5.27	DAL	8	1-3	0-1	1-5	0	0	0	0	0	0	1	2	3
5.30	@IND	2	1-1	0-0	0-0	1	0	1	0	0	0	0	0	2
6.1	@NYL	15	2-6	2-5	2-2	1	2	3	0	0	0	0	2	8
6.6	ATL	13	1-2	0-0	1-2	0	2	2	1	0	0	0	2	3
6.8	@WAS	17	1-4	0-1	0-0	0	0	0	1	1	1	2	3	2
6.15	CHI													
6.17	@IND	3	0-0	0-0	0-0	0	0	0	0	0	0	0	0	0
6.18	PHO	22	5-11	0-1	6-8	3	6	9	1	3	0	2	2	16
6.20	DAL	19	3-6	0-0	4-5	3	4	7	3	0	1	0	4	10
6.22	@GSV	15	4-9	1-2	5-7	3	1	4	0	0	0	1	4	14
6.25	@LVA	11	0-5	0-0	0-0	0	6	6	1	0	1	2	3	0
6.27	@SEA	26	9-14	2-2	0-0	4	7	11	1	2	0	3	2	20
6.29	@MIN	26	5-14	0-3	6-6	3	8	11	2	5	1	1	3	16
7.6	LVA	21	4-14	0-3	4-4	2	1	3	0	2	1	3	1	12
7.9	SEA	19	2-5	0-1	2-2	1	6	7	0	0	1	2	3	6
7.11	@SEA	10	1-3	0-2	2-2	0	1	1	0	0	0	0	2	4
7.13	@LAS	21	5-11	0-3	0-0	2	5	7	0	0	0	2	0	10
7.15	IND	23	3-13	1-4	0-0	2	10	12	1	0	0	1	1	7
7.24	LAS	12	2-5	1-1	0-0	2	6	8	0	0	0	1	4	5
7.27	GSV	23	3-9	0-2	2-2	4	7	11	0	2	1	2	5	8
7.28	SEA	17	3-7	1-3	2-2	1	6	7	1	1	0	1	1	9
8.1	NYL	22	2-4	0-0	0-0	6	5	11	1	0	0	4	0	4
8.3	NYL	26	5-11	0-3	6-6	1	8	9	0	1	2	1	2	16
8.5	@PHO	15	0-5	0-3	0-0	2	2	4	0	0	0	2	1	0
8.7	@LAS	20	3-8	0-2	0-0	4	3	7	0	0	1	0	2	6
8.10	@LVA	12	3-7	1-3	0-0	0	3	3	0	1	1	1	2	7
8.11	@GSV	24	5-13	1-3	2-2	3	11	14	0	1	0	1	1	13
8.13	CHI	28	3-7	1-2	2-2	2	7	9	0	1	3	0	3	9
8.17	IND	34	4-9	0-2	2-4	3	8	11	1	2	0	0	4	10
8.19	@WAS	11	1-7	0-1	0-0	3	1	4	0	1	0	0	1	2
8.21	WAS	23	3-9	0-1	0-0	4	4	8	1	2	0	2	3	6
8.23	@CHI	24	2-4	1-1	2-2	1	4	5	1	2	1	2	2	7
8.25	@NYL	25	6-11	3-3	3-4	4	11	15	0	0	0	1	0	18
8.27	@DAL													
8.30	MIN													
9.1	ATL													
9.3	@CHI													
9.6	PHO													
9.8	@ATL													
9.10	ATL													

## CAREER STATISTICS

YEAR	TM	G-GS	MIN	FG-FGA	3P-3PA	FT-FTA	OR	DR	TOT	AST	STL	BK	TO	PF	PTS
2025	CON	34-16	613	93-242	16-60	54-67	67	150	217	16	27	16	38	69	256
CAREER		34-16	613	93-242	16-60	54-67	67	150	217	16	27	16	38	69	256

## SEASON-CAREER HIGHS

- POINTS  
Season: 20, Seattle 6-27-25  
Career: 20, Seattle 6-27-25
- TOTAL REBOUNDS  
Season: 15, New York 8-25-25  
Career: 15, New York 8-25-25
- DEFENSIVE REBOUNDS  
Season: 11, two times  
Career: 11, two times
- OFFENSIVE REBOUNDS  
Season: 6, New York 8-1-25  
Career: 6, New York 8-1-25
- ASSISTS  
Season: 3, Dallas 6-20-25  
Career: 3, Dallas 6-20-25
- BLOCKS  
Season: 3, Chicago 8-13-25  
Career: 3, Chicago 8-13-25
- STEALS  
Season: 5, Minnesota 6-29-25  
Career: 5, Minnesota 6-29-25
- FIELD GOALS  
Season: 9, Seattle 6-27-25  
Career: 9, Seattle 6-27-25
- FIELD GOAL ATTEMPTS  
Season: 14, Seattle 6-27-25  
Career: 14, Seattle 6-27-25
- 3-POINT FIELD GOALS  
Season: 3, New York 8-25-25  
Career: 3, New York 8-25-25
- 3-POINT FIELD GOAL ATTEMPTS  
Season: 5, New York 6-1-25  
Career: 5, New York 6-1-25
- FREE THROWS MADE  
Season: 6, three times  
Career: 6, three times
- FREE THROWS ATTEMPTED  
Season: 8, Phoenix 6-18-25  
Career: 8, Phoenix 6-18-25
- MINUTES  
Season: 26, two times  
Career: 26, two times





# OLIVIA NELSON-ODODA | #10

FORWARD | 6-5 | CONNECTICUT | 8/17/2000 | 3 YRS PRO | 2022 RND 2 PICK 19 (LAS)

## QUICK FACTS:

- Traded to the Sun on Jan. 2023 from the Los Angeles Sparks.
- Appeared in 37 regular season games for the Sun, averaging 3.4 points, 2.5 rebounds and 0.6 blocks per game in 2024.
- Competed with Shanxi in Women's Chinese Basketball Association (WBCA) during the 2024-25 offseason.
- All-BIG EAST First Team ('22), BIG EAST Co-Defensive Player of the Year ('21) at UConn.

## GAME BY GAME STATISTICS

DATE	OPP	MIN	FG-FGA	3P-3PA	FT-FTA	OR	DR	TOT	AST	STL	BK	TO	PF	PTS
5.18	WAS	24	5-8	0-0	8-8	3	5	8	0	0	0	0	4	18
5.20	LVA	20	3-7	0-1	2-2	2	1	3	2	0	1	2	3	8
5.23	@MIN	28	5-7	0-0	0-0	5	5	10	2	0	1	3	4	10
5.25	@ATL	21	4-7	0-0	3-6	0	5	5	0	0	2	1	2	11
5.27	DAL	25	1-5	0-0	4-6	2	3	5	3	2	0	0	1	6
5.30	@IND	28	2-8	0-0	4-4	3	6	9	0	1	1	0	4	8
6.1	@NYL	20	2-5	0-0	2-2	2	3	5	0	1	0	2	2	6
6.6	ATL	11	0-3	0-0	2-2	0	1	1	0	3	0	1	0	2
6.8	@WAS													
6.15	CHI	25	2-6	0-0	1-4	1	9	10	0	1	2	2	3	5
6.17	@IND	16	6-8	0-0	2-2	5	3	8	0	0	0	2	3	14
6.18	PHO	23	4-6	0-0	2-4	4	10	14	1	0	3	1	2	10
6.20	DAL	20	3-5	0-0	0-0	0	0	0	1	1	3	0	2	6
6.22	@GSV	22	0-5	0-0	4-6	1	5	6	3	0	5	1	5	4
6.25	@LVA	27	4-8	0-0	4-4	2	3	5	0	0	1	4	4	12
6.27	@SEA	27	5-7	0-0	2-5	0	6	6	2	3	2	0	3	12
6.29	@MIN	21	4-8	0-0	2-3	1	2	3	2	0	1	0	1	10
7.6	LVA	22	3-5	0-0	3-4	1	6	7	1	0	0	2	0	9
7.9	SEA	25	3-7	0-0	2-2	0	6	6	0	0	3	2	2	8
7.11	@SEA	34	4-5	0-0	2-2	2	6	8	1	1	2	0	1	10
7.13	@LAS	23	2-4	0-0	0-0	1	2	3	0	0	0	4	6	4
7.15	IND	19	3-9	0-0	0-0	4	1	5	1	1	0	1	3	6
7.24	LAS	29	7-12	0-0	3-4	3	1	4	0	0	2	0	3	17
7.27	GSV	9	0-0	0-0	0-0	0	0	0	0	0	1	1	6	0
7.28	SEA	24	4-8	0-0	2-3	1	5	6	2	3	2	0	0	10
8.1	NYL	26	6-8	0-0	4-6	2	2	4	1	1	3	2	2	16
8.3	NYL	18	3-5	0-0	2-5	0	2	2	0	0	0	1	1	8
8.5	@PHO	22	2-5	0-0	0-0	2	2	4	0	1	1	1	0	4
8.7	@LAS	21	2-3	0-0	4-6	3	3	6	1	0	1	2	3	8
8.10	@LVA	15	3-5	0-0	0-0	2	1	3	0	0	0	0	3	6
8.11	@GSV	30	5-5	1-1	1-2	2	2	4	2	1	2	1	1	12
8.13	CHI	18	4-4	0-0	0-2	2	1	3	2	3	2	1	2	8
8.17	IND	14	1-1	0-0	2-4	0	2	2	0	1	0	1	4	4
8.19	@WAS	28	5-11	0-0	5-6	2	7	9	4	0	1	0	3	15
8.21	WAS	18	3-6	0-0	2-3	0	4	4	2	2	1	0	2	8
8.23	@CHI	7	0-2	0-0	0-0	0	1	1	0	0	0	0	1	0
8.25	@NYL	11	1-4	0-0	0-0	1	1	2	0	1	0	1	1	2
8.27	@DAL													
8.30	MIN													
9.1	ATL													
9.3	@CHI													
9.6	PHO													
9.8	@ATL													
9.10	ATL													

## CAREER STATISTICS

YEAR	TM	G-GS	MIN	FG-FGA	3P-3PA	FT-FTA	OR	DR	TOT	AST	STL	BK	TO	PF	PTS
2022	LAS	30-6	436	47-84	0-0	26-37	34	54	88	11	9	24	30	77	120
2023	CON	39-0	584	65-121	0-0	46-65	50	94	144	23	20	33	30	87	176
2024	CON	37-0	436	49-99	0-0	27-41	30	63	93	8	14	21	29	63	125
2025	CON	36-21	785	111-212	1-2	74-107	59	122	181	33	27	43	39	87	297
CAREER		142-27	2242	272-516	1-2	173-250	173	334	507	75	70	121	128	314	718

## SEASON-CAREER HIGHS

### POINTS

Season: 18, Washington 5-18-25  
Career: 20, Chicago 9-10-23

### TOTAL REBOUNDS

Season: 14, Phoenix 6-18-25  
Career: 14, Phoenix 6-18-25

### DEFENSIVE REBOUNDS

Season: 10, Phoenix 6-18-25  
Career: 10, two times

### OFFENSIVE REBOUNDS

Season: 5, two times  
Career: 6, Indiana 8-4-23

### ASSISTS

Season: 4, Washington 8-19-25  
Career: 4, three times

### BLOCKS

Season: 5, Golden State 6-22-25  
Career: 5, Golden State 6-22-25

### STEALS

Season: 3, three times  
Career: 3, six times

### FIELD GOALS

Season: 7, Los Angeles 7-24-25  
Career: 8, Chicago 9-10-23

### FIELD GOAL ATTEMPTS

Season: 12, Los Angeles 7-24-25  
Career: 14, Chicago 9-19-24

### 3-POINT FIELD GOALS

Season: 1, Golden State 8-11-25  
Career: 1, Golden State 8-11-25

### 3-POINT FIELD GOAL ATTEMPTS

Season: 1, two times  
Career: 1, two times

### FREE THROWS MADE

Season: 8, Washington 5-18-25  
Career: 8, Washington 5-18-25

### FREE THROWS ATTEMPTED

Season: 8, Washington 5-18-25  
Career: 8, Washington 5-18-25

### MINUTES

Season: 30, Golden State 8-11-25  
Career: 35, Chicago 9-10-23



# HALEY PETERS | #7

FORWARD | 6-3 | DUKE | 9/17/1992 | 3 YEARS PRO | UNDRAFTED

QUICK FACTS:

- Signed a training camp contract with the Connecticut Sun on February 24, 2025.
- Has seen WNBA action with the San Antonio Silver Stars (2016-17), Washington Mystics (2017) and Atlanta Dream (2019).
- Played the 2024-25 season overseas with French club, ESB Villeneuve, where she averaged 13.1 points, 7.3 rebounds and 2.3 assists per game.
- With Duke- All-ACC Second Team (2013), All-ACC Third Team (2012), 2x ACC Tournament Champion

GAME BY GAME STATISTICS

DATE	OPP	MIN	FG-FGA	3P-3PA	FT-FTA	OR	DR	TOT	AST	STL	BK	TO	PF	PTS
5.18	WAS	16	1-6	0-2	1-2	2	2	4	1	0	0	3	5	3
5.20	LVA	11	2-3	0-0	0-0	3	1	4	1	0	0	0	3	4
5.23	@MIN	20	5-8	2-5	0-0	0	6	6	2	2	1	2	3	12
5.25	@ATL	7	0-0	0-0	0-0	0	0	0	0	0	0	0	0	0
5.27	DAL	16	0-3	0-1	3-3	3	1	4	2	1	0	1	2	3
5.30	@IND	17	4-4	0-0	1-1	1	1	2	0	2	0	3	3	9
6.1	@NYL	22	1-4	0-2	0-0	1	4	5	3	1	0	3	1	2
6.6	ATL	15	0-0	0-0	0-0	2	2	4	0	0	0	1	0	0
6.8	@WAS	14	0-1	0-1	0-0	0	0	0	0	1	0	0	0	0
6.15	CHI													
6.17	@IND	24	1-4	0-3	2-2	0	1	1	1	1	1	2	2	4
6.18	PHO	12	1-5	0-2	0-0	1	3	4	2	0	0	0	0	2
6.20	DAL	11	1-3	0-1	0-0	1	3	4	1	0	1	0	2	2
6.22	@GSV	13	1-4	0-0	0-0	0	4	4	1	0	0	0	3	2
6.25	@LVA	22	0-6	0-2	1-2	2	4	6	0	1	0	0	3	1
6.27	@SEA	8	0-1	0-1	0-0	0	0	0	1	0	0	0	0	0
6.29	@MIN	17	2-2	1-1	0-1	1	1	2	3	0	0	1	3	5
7.6	LVA	12	1-3	1-2	0-0	0	0	0	0	0	0	0	1	3
7.9	SEA	4	0-0	0-0	0-0	0	0	0	1	0	0	0	1	0
7.11	@SEA	5	0-0	0-0	0-0	0	0	0	0	0	0	0	3	0
7.15	IND	3	0-1	0-0	0-0	0	1	1	0	0	0	0	1	0
7.24	LAS	5	1-4	1-4	0-0	0	0	0	0	0	0	0	1	3
7.27	GSV	13	1-2	0-1	0-0	0	2	2	1	0	0	3	2	2
7.28	SEA	10	0-1	0-1	0-0	0	1	1	1	0	0	0	1	0
8.1	NYL													
8.3	NYL													
8.5	@PHO	11	0-2	0-1	0-0	2	2	4	1	1	0	1	0	0
8.7	@LAS	1	0-0	0-0	0-0	0	0	0	0	0	0	0	0	0
8.10	@LVA	4	0-1	0-1	0-0	0	0	0	0	0	0	0	2	0
8.11	@GSV	6	0-1	0-1	0-0	1	2	3	0	1	0	0	3	0
8.13	CHI													
8.17	IND													
8.19	@WAS													
8.21	WAS													
8.23	@CHI													
8.25	@NYL													
8.27	@DAL													
8.30	MIN													
9.1	ATL													
9.3	@CHI													
9.6	PHO													
9.8	@ATL													
9.10	ATL													

SEASON-CAREER HIGHS

POINTS
Season: 12, Minnesota 5-23-25
Career: 19, Dallas 9-9-16
TOTAL REBOUNDS
Season: 6, two times
Career: 6, three times
DEFENSIVE REBOUNDS
Season: 6, Minnesota 5-23-25
Career: 6, two times
OFFENSIVE REBOUNDS
Season: 3, two times
Career: 3, three times
ASSISTS
Season: 3, two times
Career: 4, Dallas 9-9-16
BLOCKS
Season: 1, two times
Career: 1, ten times
STEALS
Season: 2, two times
Career: 3, Dallas 9-9-16
FIELD GOALS
Season: 5, Minnesota 5-23-25
Career: 6, two times
FIELD GOAL ATTEMPTS
Season: 8, Minnesota 5-23-25
Career: 11, three times
3-POINT FIELD GOALS
Season: 2, Minnesota 5-23-25
Career: 3, two times
3-POINT FIELD GOAL ATTEMPTS
Season: 5, Minnesota 5-23-25
Career: 5, two games
FREE THROWS MADE
Season: 3, Dallas 5-27-25
Career: 5, Dallas 9-9-16
FREE THROWS ATTEMPTED
Season: 3, Dallas 5-27-25
Career: 8, Dallas 9-9-16
MINUTES
Season: 22, two times
Career: 32, Indiana 7-1-16

CAREER STATISTICS

YEAR	TM	G-GS	MIN	FG-FGA	3P-3PA	FT-FTA	OR	DR	TOT	AST	STL	BK	TO	PF	PTS
2016	SAN	34-0	593	75-215	18-72	28-37	16	62	78	27	12	7	28	64	196
2017	2TM	4-0	42	3-9	3-6	0-0	0	3	3	1	0	0	4	6	9
2019	ATL	4-0	26	0-7	0-0	2-2	1	1	2	1	1	1	4	3	2
2025	CON	27-2	334	22-69	5-32	8-11	20	41	61	22	11	3	20	45	57
CAREER		69-2	997	100-300	26-110	38-50	37	107	144	51	24	11	56	118	264



SANIYA RIVERS | #22

GUARD | 6-1 | NC STATE | 3/4/2003 | ROOKIE | 2025 RND 1 PICK 8 (CON)

QUICK FACTS:

- Selected eighth overall by the Connecticut Sun in the 2025 WNBA Draft.
- Played one season at University of South Carolina (2021-2022) before transferring to NC State for her final three collegiate seasons (2022-2025).
- Accolades include: 2x All-America Honorable Mention (2024, 2025), 2x All-ACC First Team member (2024, 2025), 2x ACC All-Defensive Team member (2024, 2025), ACC Sixth Player of the Year (2023)

GAME BY GAME STATISTICS

DATE	OPP	MIN	FG-FGA	3P-3PA	FT-FTA	OR	DR	TOT	AST	STL	BK	TO	PF	PTS
5.18	WAS													
5.20	LVA	25	3-7	1-2	4-4	0	4	4	2	2	1	3	0	11
5.23	@MIN	28	5-11	1-5	0-0	3	3	6	3	3	2	2	1	11
5.25	@ATL	28	1-5	0-0	0-0	1	1	2	3	0	0	2	2	2
5.27	DAL	21	3-9	0-3	2-2	0	2	2	2	0	0	1	4	8
5.30	@IND	32	3-6	3-5	3-4	0	2	2	6	0	0	0	1	12
6.1	@NYL	31	1-7	0-5	0-0	1	0	1	2	2	0	3	0	2
6.6	ATL	24	4-9	0-2	1-2	2	3	5	2	3	2	2	1	9
6.8	@WAS	21	1-6	0-2	0-0	0	0	0	2	2	1	3	3	2
6.15	CHI													
6.17	@IND	20	3-6	1-3	0-0	0	3	3	5	0	1	0	4	7
6.18	PHO	22	2-7	0-2	3-4	1	0	1	3	1	0	1	3	7
6.20	DAL	27	3-10	2-4	0-2	3	1	4	2	3	2	3	5	8
6.22	@GSV	32	1-6	0-3	0-0	0	4	4	3	2	2	2	1	2
6.25	@LVA	29	5-10	0-1	0-0	0	2	2	3	2	2	1	0	10
6.27	@SEA	24	1-6	0-1	2-3	0	1	1	6	2	2	3	2	4
6.29	@MIN	24	3-8	0-1	3-4	1	1	2	1	1	1	1	1	9
7.6	LVA	30	5-13	0-3	0-0	1	6	7	1	1	1	3	1	10
7.9	SEA	34	4-9	1-3	2-2	1	3	4	7	4	1	0	2	11
7.11	@SEA	34	4-13	2-5	2-4	0	2	2	3	2	0	1	0	12
7.13	@LAS	29	8-11	3-4	1-2	0	6	6	1	3	1	2	1	20
7.15	IND	29	4-10	0-3	0-0	1	4	5	3	2	0	0	5	8
7.24	LAS	18	0-1	0-0	5-6	1	1	2	1	0	1	1	2	5
7.27	GSV	23	2-5	1-3	0-0	2	4	6	3	1	2	0	1	5
7.28	SEA	12	2-7	1-2	0-0	0	0	0	1	0	0	2	0	5
8.1	NYL	15	2-5	0-1	1-2	0	2	2	2	2	0	0	2	5
8.3	NYL	20	3-5	1-1	0-0	0	1	1	4	2	0	1	2	7
8.5	@PHO	12	1-4	0-2	0-0	0	2	2	1	0	1	1	1	2
8.7	@LAS	21	3-5	1-2	0-0	1	0	1	3	2	0	1	2	7
8.10	@LVA	27	7-10	2-4	1-1	0	1	1	4	3	1	2	1	17
8.11	@GSV	28	4-7	1-2	0-0	0	5	5	1	2	1	1	0	9
8.13	CHI	31	3-8	1-2	1-1	1	2	3	6	3	2	0	2	8
8.17	IND	36	6-10	3-4	0-0	0	2	2	2	0	5	2	3	15
8.19	@WAS	25	6-9	1-3	4-4	0	4	4	1	1	0	2	2	17
8.21	WAS	28	3-10	1-4	0-0	1	0	1	4	1	1	1	1	7
8.23	@CHI	26	4-10	2-4	3-4	1	2	3	3	3	0	0	1	13
8.25	@NYL	18	1-3	1-2	0-2	1	0	1	1	1	0	1	1	3
8.27	@DAL													
8.30	MIN													
9.1	ATL													
9.3	@CHI													
9.6	PHO													
9.8	@ATL													
9.10	ATL													

CAREER STATISTICS

YEAR	TM	G-GS	MIN	FG-FGA	3P-3PA	FT-FTA	OR	DR	TOT	AST	STL	BK	TO	PF	PTS
2025	CON	35-23	900	111-268	30-93	38-53	23	74	97	97	56	33	48	58	290
CAREER		35-23	900	111-268	30-93	38-53	23	74	97	97	56	33	48	58	290

SEASON-CAREER HIGHS

POINTS
Season: 20, Los Angeles 7-13-25
Career: 20, Los Angeles 7-13-25
TOTAL REBOUNDS
Season: 7, Las Vegas 7-6-25
Career: 7, Las Vegas 7-6-25
DEFENSIVE REBOUNDS
Season: 6, two times
Career: 6, two times
OFFENSIVE REBOUNDS
Season: 3, two times
Career: 3, two times
ASSISTS
Season: 7, Seattle 7-9-25
Career: 7, Seattle 7-9-25
BLOCKS
Season: 5, Indiana 8-17-25
Career: 5, Indiana 8-17-25
STEALS
Season: 4, Seattle 7-9-25
Career: 4, Seattle 7-9-25
FIELD GOALS
Season: 8, Los Angeles 7-13-25
Career: 8, Los Angeles 7-13-25
FIELD GOAL ATTEMPTS
Season: 13, two times
Career: 13, two times
3-POINT FIELD GOALS
Season: 3, three times
Career: 3, three times
3-POINT FIELD GOAL ATTEMPTS
Season: 5, three times
Career: 5, three times
FREE THROWS MADE
Season: 5, Los Angeles 7-24-25
Career: 5, Los Angeles 7-24-25
FREE THROWS ATTEMPTED
Season: 6, Los Angeles 7-24-25
Career: 6, Los Angeles 7-24-25
MINUTES
Season: 36, Indiana 8-17-25
Career: 36, Indiana 8-17-25



# MIGNA TOURÉ | #4

GUARD | 6-0 | FRANCE | 12/19/1994 | ROOKIE | UNDRAFTED

## QUICK FACTS:

- Signed a seven-day contract with the Sun on July 21
- Joined the Sun after most recently competing alongside Leïla Lacan at the 2025 FIBA Women's EuroBasket for the French Women's National Team...averaged 9.7 points and 2.8 assists over six games during the tournament.
- Prior to the 2025 WNBA season, she signed a training camp contract with the Golden State Valkyries where she appeared in two preseason contests before being waived prior to the start of the regular season.
- Touré has played professionally in France since 2012 and has enjoyed great success with in the French National Team circuit, including a gold-medal finish at the 2019 FIBA 3×3 Europe Cup and a fourth-place finish with the French 3×3 team at the 2021 Tokyo Olympics.

## GAME BY GAME STATISTICS

DATE	OPP	MIN	FG-FGA	3P-3PA	FT-FTA	OR	DR	TOT	AST	STL	BK	TO	PF	PTS
7.24	LAS	5	0-2	0-1	0-0	0	0	0	0	0	0	1	2	0
7.27	GSV	4	0-1	0-0	0-0	0	0	0	0	0	0	0	0	0
7.28	SEA	5	0-1	0-1	0-0	0	0	0	0	1	0	1	1	0
8.1	NYL				DNP- COACH'S DECISION									
8.3	NYL	5	0-0	0-0	0-0	0	0	0	0	0	0	0	2	0
8.5	@PHO	7	1-3	0-2	0-0	0	1	1	1	2	0	1	2	2
8.7	@LAS	9	2-3	2-2	0-0	0	0	0	1	1	0	0	1	6
8.10	@LVA	2	0-0	0-0	0-0	0	0	0	0	0	0	0	0	0
8.11	@GSV	12	1-3	1-2	0-0	0	0	0	2	0	0	1	2	3
8.13	CHI	2	0-2	0-2	0-0	0	0	0	0	0	0	0	0	0
8.17	IND				DNP- COACH'S DECISION									
8.19	@WAS				DNP- COACH'S DECISION									
8.21	WAS				DNP- COACH'S DECISION									
8.23	@CHI	4	1-2	0-1	0-0	0	0	0	1	1	0	0	0	2
8.25	@NYL	2	0-0	0-0	0-0	0	0	0	0	0	0	0	0	0
8.27	@DAL													
8.30	MIN													
9.1	ATL													
9.3	@CHI													
9.6	PHO													
9.8	@ATL													
9.10	ATL													

## SEASON-CAREER HIGHS

POINTS
Season: 6, Los Angeles 8-7-25
Career: 6, Los Angeles 8-7-25
TOTAL REBOUNDS
Season: 1, Phoenix 8-5-25
Career: 1, Phoenix 8-5-25
DEFENSIVE REBOUNDS
Season: 1, Phoenix 8-5-25
Career: 1, Phoenix 8-5-25
OFFENSIVE REBOUNDS
Season:
Career:
ASSISTS
Season: 2, Golden State 8-11-25
Career: 2, Golden State 8-11-25
BLOCKS
Season:
Career:
STEALS
Season: 2, Phoenix 8-5-25
Career: 2, Phoenix 8-5-25
FIELD GOALS
Season: 2, Los Angeles 8-7-25
Career: 2, Los Angeles 8-7-25
FIELD GOAL ATTEMPTS
Season: 3, three times
Career: 3, three times
3-POINT FIELD GOALS
Season: 2, Los Angeles 8-7-25
Career: 2, Los Angeles 8-7-25
3-POINT FIELD GOAL ATTEMPTS
Season: 2, four times
Career: 2, four times
FREE THROWS MADE
Season:
Career:
FREE THROWS ATTEMPTED
Season:
Career:
MINUTES
Season: 12, Golden State 8-11-25
Career: 12, Golden State 8-11-25

## CAREER STATISTICS

YEAR	TM	G-GS	MIN	FG-FGA	3P-3PA	FT-FTA	OR	DR	TOT	AST	STL	BK	TO	PF	PTS
2025	CON	11-0	61	5-17	3-11	0-0	0	1	1	5	5	0	4	10	13
CAREER		11-0	61	5-17	3-11	0-0	0	1	1	5	5	0	4	10	13



## CONNECTICUT SUN 2025 HEAD SHOT CHART



**#3 MARINA  
MABREY**



**#7 HALEY  
PETERS**




**#8 AALIYAH  
EDWARDS**



**#10 OLIVIA  
NELSON-ODODA**



**#13 RAYAH  
MARSHALL**




**#14 BRIA  
HARTLEY**



**#15 LINDSAY  
ALLEN**



**#22 SANIYA  
RIVERS**




**#24 ANEESAH  
MORROW**




**#28 MIGNA  
TOURE**



**#31 TINA  
CHARLES**



**#47 LEILA  
LACAN**



**HEAD COACH  
RACHID MEZIANE**



**ASSOC. HEAD COACH  
RONEEKA HODGES**



**ASST. COACH  
PASCAL ANGILLIS**



**ASST. COACH  
ASHLEE MCGEE**