



CONNECTICUT SUN GAME NOTES

2025 SCHEDULE

DATE	OPPONENT	TIME (ET)	TV/RES
5/18	WASHINGTON	1:00PM	L, 90-85
5/20	LAS VEGAS	7:00PM	L, 87-62
5/23	@ MINNESOTA	7:30PM	L, 76-70
5/25	@ ATLANTA	3:00PM	L, 79-55
5/27	DALLAS	7:00PM	L, 109-87
5/30	@ INDIANA	7:30PM	W, 85-83
6/1	@ NEW YORK	3:00PM	L, 100-52
6/6	ATLANTA	7:30PM	W, 84-76
6/8	@ WASHINGTON	3:00PM	L, 104-67
6/15	CHICAGO	12:00PM	L, 78-66
6/17	@ INDIANA	7:00PM	L, 88-71
6/18	PHOENIX	7:00PM	L, 83-75
6/20	DALLAS	7:30PM	L, 86-83
6/22	@ GOLDEN STATE	8:30PM	L, 87-63
6/25	@ LAS VEGAS	10:00PM	L, 85-59
6/27	@ SEATTLE	10:00PM	L, 97-81
6/29	@ MINNESOTA	7:00PM	L, 102-63
7/6	LAS VEGAS	4:00PM	L, 86-68
7/9	SEATTLE	11:00AM	W, 93-83
7/11	@ SEATTLE	10:00PM	L, 79-65
7/13	@ LOS ANGELES	6:00PM	L, 92-88
7/15	INDIANA	8:00PM	ESPN
7/24	LOS ANGELES	7:00PM	NBC SB
7/27	GOLDEN STATE	1:00PM	NBC SB/CBSN
7/28	SEATTLE	7:00PM	NBC SB
8/1	NEW YORK	7:30PM	ION
8/3	NEW YORK	1:00PM	NBC SB
8/5	@ PHOENIX	10:00PM	NBC SB
8/7	@ LOS ANGELES	10:00PM	NBC SB
8/10	@ LAS VEGAS	9:00PM	NBC SB/NBA TV
8/11	@ GOLDEN STATE	10:00PM	NBC SB
8/13	CHICAGO	7:00PM	NBC SB
8/17	INDIANA	1:00PM	NBC SB/NBA TV
8/19	@ WASHINGTON	7:30PM	NBC SB
8/21	WASHINGTON	7:00PM	NBC SB
8/23	@ CHICAGO	4:00PM	NBC SB/CBSN
8/25	@ NEW YORK	7:00PM	NBC SB
8/27	@ DALLAS	8:00PM	NBC SB
8/30	MINNESOTA	7:00PM	NBC SB/NBA TV
9/1	ATLANTA	1:00PM	NBC SB
9/3	@ CHICAGO	8:00PM	NBC SB
9/6	PHOENIX	1:00PM	NBC SB
9/8	@ ATLANTA	7:30PM	NBC SB
9/10	ATLANTA	7:00PM	NBC SB

INJURY & STATUS REPORT

Marina Mabrey- OUT (left knee)

THE MATCH UP

CONNECTICUT SUN (3-18) VS. INDIANA FEVER (11-10)

JULY 15, 2025 AT 8:00 PM ET

TD GARDEN | BOSTON, MA

BROADCAST: ESPN

LAST GAME'S STARTERS



#14 BRIA HARTLEY G | 5-9 | 9 YRS CONNECTICUT

2025 AVERAGES: G/GS: 21/15 PPG: 8.7 RPG: 2.0 APG: 3.1 SPG: 0.9 BPG: 0.0 FG%: 33.9 MIN: 22.6
NOTES: Notched a season-high 25 points at LAS 7/13...signed a training camp contract with the Sun on May 11, 2025... selected by the Seattle Storm with the seventh overall pick in 2014 WNBA Draft, then traded to the Washington Mystics on draft day...returns to the Sun after appearing in three games with the team during the 2022, prior to suffering a season-ending ACL injury...has also played with Washington (2014-16), New York (2017-2019), Phoenix (2020-21) and Indiana (2022) throughout her nine-year WNBA career... competed in the 2025 Athletes Unlimited season, where she averaged 15.1 points, 4.7 rebounds and 4.3 assists per game and finished tenth overall on the league's leaderboard...2x NCAA national champion with UConn...



#4 JACY SHELDON G | 5-10 | 1 YR OHIO STATE

2025 AVERAGES: G/GS: 21/16 PPG: 8.0 RPG: 1.9 APG: 2.1 SPG: 0.9 BPG: 0.2 FG%: 52.0 MIN: 24.5
NOTES: Averaging career-highs in PPG and SPG... leading the Sun in FG%...notched a season-high 16 points vs. SEA on 7/9...acquired in a four-team trade from the Wings on February 2, 2025...originally drafted 5th overall in the 2024 WNBA Draft by the Dallas Wings...appeared in all 40 regular season contests for the Wings in 2024, starting in 26... left the program with a plethora of honors including First-Team All-Big Ten (2022, 2024), Second-Team All-Big Ten (2021), Associated Press Third-Team All-American (2024), USBWA Second-Team All-American (2024) and Big Ten All-Defensive Team (2022, 2024)...appeared in two preseason contests for the Sun in 2025, averaging 10.5 points, 0.5 rebounds and 1.5 assists per game...



#22 SANIYA RIVERS G | 5-11 | R NC STATE

2025 AVERAGES: G/GS: 19/16 PPG: 8.3 RPG: 3.1 APG: 3.0 SPG: 1.7 BPG: 1.0 FG%: 37.7 MIN: 27.5
NOTES: Notched a career-high 20 points against LAS on 7/13...Drafted 8th overall in the 2025 WNBA Draft by the Sun out of North Carolina State University...missed the Sun's first contest due to personal reasons... made her WNBA debut vs. Las Vegas on May 20 and tallied 11 points, four rebounds, two assists, two steals and one block... played her freshman season at the University of South Carolina before transferring to NC State for her last three seasons...averaged 11.9 points, 6.6 rebounds and a team-best 3.8 assists per game during her senior season...has picked up All-America Honorable Mention (2024, 25), All-ACC First Team (2024, 25), ACC All-Defensive Team (2024, 25) and ACC Sixth Player of the Year (2023) honors...



#10 OLIVIA NELSON-ODODA F | 6-4 | 3 YRS CONNECTICUT

2025 AVERAGES: G/GS: 20/18 PPG: 8.7 RPG: 6.1 APG: 0.9 SPG: 0.7 BPG: 1.4 FG%: 50.0 MIN: 23.5
NOTES: Averaging career-highs in PPG, RPG and BPG...grabbed a career-high 13 rebounds vs. PHO on 6/18... Sun exercised her fourth-year rookie scale option on 5/15/24... drafted 19th overall in the 2022 WNBA Draft by the LA Sparks...acquired by the Sun in a trade with the Sparks in January 2023...played the 2024-25 off-season with the Shanxi Flame in China's WCBA, averaging 17.8 ppg, 8.3 rpg and 1.8 apg...appeared in 37 regular season contests and 7 playoff games for the Sun in 2024... played with UConn from 2018-22... picked up 2021 BIG EAST Co-Defensive Player of the Year, 2022 All-BIG EAST First Team, 2021 All-BIG EAST Second Team, 2021 BIG EAST All-Tournament Team, and 2020 American Athletic Conference Second Team honors...



#31 TINA CHARLES C | 6-4 | 13 YRS CONNECTICUT

2025 AVERAGES: G/GS: 21/20 PPG: 15.7 RPG: 5.4 APG: 1.6 SPG: 0.8 BPG: 0.3 FG%: 40.3 MIN: 28.5
NOTES: Hit 8,000 career-points on 7/11 at SEA...has led the team in scoring on 10 occasions and rebounding 7 times...moved into 4th all-time in reb. in Sun history on 6/6 vs. ATL... Signed with the Sun as a free agent on February 2, 2025...drafted by CON with the No. 1 overall pick in the 2010 WNBA Draft...moved into 1st all-time in rebounds (4,014) and 2nd all-time in scoring (7,698) in WNBA history in 2024...played with ATL in 2024 and set new franchise records for most double-doubles (21) and most rebounds (374) during a single season...8x WNBA All-Star...5x All-WNBA First Team...4x All-WNBA Second Team...2012 WNBA Most Valuable Player...2010 WNBA Rookie of the Year...3x Olympic Gold Medalist...2x NCAA National Champion

TEAM BREAKDOWN

	MPG	PPG	ORB	DRB	RPG	APG	SPG	BPG	FG%	3P%	FT%	TO	PF
SUN	40.0	72.5	8.0	22.5	30.5	16.5	7.0	3.9	40.1	29.7	80.5	15.0	20.5
OPPS	40.0	88.1	9.9	27.0	36.9	21.4	8.0	3.9	46.3	34.9	80.4	14.0	18.5

2025 SUN RECORD BREAKDOWN

	RECORD	HOME	AWAY	OVERTIME
OVERALL	3-18	2-7	1-11	0-0
EASTERN	2-6	1-2	1-4	0-0
WESTERN	1-12	1-5	0-7	0-0

2025 CONNECTICUT SUN ROSTER

ALPHABETICAL ROSTER

NO.	NAME	POS	HT	DOB	EXP	COLLEGE/FROM
15	Lindsay Allen	G	5-8	3/20/95	7	Notre Dame/USA
31	Tina Charles	C	6-4	12/5/88	13	Connecticut/USA
14	Bria Hartley	G	5-9	9/30/92	9	Connecticut/USA
47	Leila Lacan	G	5-11	6/2/04	R	France
3	Marina Mabrey	G	5-11	9/14/96	6	Notre Dame/USA
13	Rayah Marshall	C	6-4	11/15/03	R	USC/USA
24	Aneesah Morrow	F	6-1	2/2/03	R	LSU/USA
10	Olivia Nelson-Ododa	C	6-5	8/17/00	3	Connecticut/USA
22	Saniya Rivers	G	6-1	3/4/03	R	NC State/USA
4	Jacy Sheldon	G	5-10	8/23/00	1	Ohio State/USA

NUMERICAL ROSTER

NO.	NAME	POS	HT	DOB	EXP	COLLEGE/FROM
3	Marina Mabrey	G	5-11	9/14/96	6	Notre Dame/USA
4	Jacy Sheldon	G	5-10	8/23/00	1	Ohio State/USA
10	Olivia Nelson-Ododa	C	6-5	8/17/00	3	Connecticut/USA
13	Rayah Marshall	C	6-4	11/15/03	R	USC/USA
14	Bria Hartley	G	5-9	9/30/92	9	Connecticut/USA
15	Lindsay Allen	G	5-8	3/20/95	7	Notre Dame/USA
22	Saniya Rivers	G	6-1	3/4/03	R	NC State/USA
24	Aneesah Morrow	F	6-1	2/2/03	R	LSU/USA
31	Tina Charles	C	6-4	12/5/88	13	Connecticut/USA
47	Leila Lacan	G	5-11	6/2/04	R	France

2025 CONNECTICUT SUN ROSTER

PLAYER PRONUNCIATION GUIDE

PLAYER NAME	PRONUNCIATION GUIDE
-------------	---------------------

Lindsay Allen	Lindsay Allen
Tina Charles	[Tee-nuh] Charles
Bria Hartley	[Bree-uh] [Hart-lee]
Leila Lacan	[Lay-la] [Luh-cahn]
Marina Mabrey	Marina [May-bree]
Rayah Marshall	[Raye-uh] Marshall
Aneesah Morrow	[ah-knee-sah] [more-oh]
Olivia Nelson-Ododa	Olivia Nelson-[uh-dough-duh]
Saniya Rivers	[suh-nye-uh] Rivers
Jacy Sheldon	[Jay-cee] Sheldon

COACHING AND SUPPORT STAFF

POSITION	NAME	PRONUNCIATION GUIDE
General Manager	Morgan Tuck	
Chief Basketball Strategist	Darius Taylor	
Head Coach	Rachid Meziane	[Rah-sheed] [Mez-ee-on]
Associate Head Coach	Roneeka Hodges	[Ruh-knee-kah] [Hawd-jes]
Assistant Coach	Pascal Angillis	Pascal [ahn-gee-lease]
Assistant Coach	Ashlee McGee	Ashlee [Mc-ghee]
Head of Player Development	Chaz Franklin	
Player Development Coach	Bak Sawi	[Bock] [Sah-wee]
Player Development/Video Coordinator	Kevin Owens	
Manager of Basketball Operations	Kristina Beauchais	Kristina [Bow-shay]
Head Athletic Trainer	Ryan Newton	
Strength and Conditioning Coach	Analisse Rios	[ah-nah-lease] [ree-os]
Manager of Basketball Development	Kristen Mann	
Basketball Development Intern	Shavonte Zellous	[Sha-von-tay] [Zell-us]
Equipment Manager	Emily Fedor	Emily [Fuh-door]

INDIANA FEVER ROSTER

NO.	NAME	POS	HT	WT	DOB	EXP	FROM
0	Kelsey Mitchell	G	5-8	160	November 12, 1995	7	Ohio State
6	Natasha Howard	F	6-3	172	September 2, 1991	11	Florida State
7	Aliyah Boston	F-C	6-5	220	December 11, 2001	2	South Carolina
8	Sophie Cunningham	G	6-1	185	August 16, 1996	6	Missouri
10	Lexie Hull	G	6-1	155	September 3, 1999	3	Stanford
11	Brianna Turner	F	6-3	175	July 5, 1996	6	Notre Dame
12	Damiris Dantas	F	6-3	214	November 17, 1992	9	Brazil
21	Makayla Timpson	F	6-2	173	September 20, 2002	R	Florida State
22	Caitlin Clark	G	6-0	152	January 22, 2002	1	Iowa
51	Sydney Colson	G	5-8	137	August 6, 1989	10	Texas A&M

Head Coach- Stephanie White

Assistant Coaches- Briann January, Austin Kelly, Karima Christmas-Kelly

INDIANA FEVER LEADERS



POINTS

Kelsey Mitchell
19.2 PPG
Guard



REBOUNDS

Aliyah Boston
7.9 RPG
Forward



ASSISTS

Caitlin Clark
9.0 APG
Guard

CONNECTICUT SUN VS. OPPONENT

All-Time Regular Season Series (streak): 59-33 (L1)

- Last Win: 5/30/25: 85-83 (@IND)
- Last Loss: 6/17/25: 88-71 (@IND)

Home (streak): 33-11 (W13)

- Last Win: 6/10/24: 89-72
- Last Loss: 6/5/16: 88-77

Away (streak): 26-22 (L1)

- Last Win: 5/30/25: 85-83
- Last Loss: 6/17/25: 88-71

Overtime: 4-3

Playoffs: 6-4

Regular Season Series History vs. Opponent:

Most points scored, CON (team):	101 (6/27/18)
Fewest points scored, CON (team):	46 (5/27/08)
Most points scored, IND (team):	104 (9/8/19)
Fewest points scored, IND (team):	55 (3x, Most Recent: 9/2/11)
Largest margin of victory:	+28 (9/2/11)
Largest margin of defeat:	-34 (9/21/12)
Most points scored, CON (ind):	34, Brionna Jones (7/1/21)
Most points scored, IND (ind):	38, Kelsey Mitchell (9/8/19)

2025 REGULAR SEASON VS. OPPONENT

GAME	RESULT	CON LEADING SCORER	CON LEADING REB.	IND LEADING SCORER	IND LEADING REB.
5/30 @ IND	W, 85-83	Marina Mabrey- 26	Olivia Nelson-Ododa- 9	Aliyah Boston- 17	Natasha Howard- 6
6/17 @ IND	L, 88-71	Tina Charles- 20	Marina Mabrey- 8	Caitlin Clark- 20	Natasha Howard- 12
7/15 vs. IND					
8/17 vs. IND					

2024 REGULAR SEASON VS. OPPONENT

GAME	RESULT	CON LEADING SCORER	CON LEADING REB.	IND LEADING SCORER	IND LEADING REB.
5/14/24 vs. IND	W, 92-81	DeWanna Bonner- 20	Alyssa Thomas- 10	Caitlin Clark- 20	NaLyssa Smith- 9
5/20/24 @ IND	W, 88-84	Alyssa Thomas- 24	Alyssa Thomas- 14	Kelsey Mitchell- 17	Temi Fagbenle- 10
6/10/24 vs. IND	W, 89-72	DiJonai Carrington- 22	Alyssa Thomas- 18	Aliyah Boston- 14	Aliyah Boston- 12
8/28/24 @ IND	L, 84-80	DiJonai Carrington- 19	DeWanna Bonner- 8	Kelsey Mitchell- 23	Lexie Hull- 8

THE LATEST ON THE SUN STORY LINES

LAST TIME OUT AGAINST INDIANA

The Connecticut Sun enter Tuesday's game 1-1 against the Indiana Fever during the 2025 regular season. In their most recent meeting in Indianapolis on June 17, the Sun fell to the Fever, 88-71. Tina Charles led the Sun with 20 points, four rebounds, a season-high three assists and one block on the night. Olivia Nelson-Ododa added 14 points and a team-high eight rebounds in the effort. The Sun hold a 59-33 all-time regular season record against the Fever, including a 33-11 record when playing at home. The Sun have won 13 straight against the Fever at home, with their last home regular season loss coming on June 5, 2016.

LEILA LACAN JOINS THE SUN

The Sun's 10th overall pick in the 2024 WNBA Draft, 21-year old French guard **Leila Lacan**, officially joined the Sun after being set active by the team on July 2, with the corresponding waive of rookie center Kariata Diaby. Lacan has spent the last few seasons playing overseas in France, most recently helping the French National Team to a fourth-place finish at the 2025 FIBA EuroBasket Tournament in June, averaging 5.5 points, 2.8 rebounds, 2.7 assists, 1.0 steals and 0.5 blocks over six games. She made her WNBA debut on 7/6 vs. Las Vegas finishing with five points and one assist. Most recently she notched a career-high 10 points and seven rebounds in the Sun's loss to the Storm on Friday, July 11.

MISSING MABREY

Sixth-year guard **Marina Mabrey** returned this year for her second season in a Sun uniform. Mabrey has appeared and started in 13 games for Connecticut in 2025 prior to injuring her left knee against Dallas on June 20. The 5-11 guard has missed the Sun's last eight games with the injury, having a projected return timeline of 2 to 4 weeks. Prior to her injury, Mabrey was averaging a career-high 15.2 points and 5.0 rebounds per game. She also is leading the Sun in assists per game (4.1), three-point field goals made per game (2.3) and minutes played per game (31.6).

MAKING STRIDES IN YEAR FOUR

Olivia Nelson-Ododa is making strides during her fourth year in the WNBA as one of two returners from the Sun's 2024 season squad. The 6-4 forward-center has started in 18 of her 20 contests played and is averaging career-bests of 8.9 points, 6.1 rebounds, 0.9 assists and a team-best 1.4 blocks per game. She also reached a new career-high with five blocks on 6/22 vs. Golden State. On June 29 at Minnesota, Nelson-Ododa eclipsed 100 blocks in her WNBA career, achieving the milestone in just 122 regular season games. She has also finished in double-digit scoring in eight games this season.

JOINING THE 8,000 POINT CLUB

Sun center Tina Charles hit 8,000 points in her WNBA career on Friday, July 11 against Seattle. Charles is just one of two players in WNBA history to achieve the feat (Diana Taurasi). In addition to the 8,000-point club, Charles has many other milestones on the horizon this season. She is currently:

- 8 assists away from 1,000 career assists
- 120 field goals from 1st all-time in WNBA history
- 110 rebounds from 3rd all-time in Sun history
- 6 offensive rebounds from 1st all-time in WNBA history

ROOKIES HEATING UP

Rookie forward **Aneesah Morrow** has seen much improvement from the beginning of the 2025 season. Through her first eight games played, the 6-1 forward out of LSU averaged just 2.6 points in about 8.8 minutes played per game off the bench. Over Connecticut's last ten games, Morrow has finished in double-digits seven times, led the team in scoring on five occasions and has averaged 10.8 points in 19.0 minutes played. She notched a career-high 20 points and 11 rebounds against Seattle on June 27 and followed up that performance with 16 points and 11 rebounds against Minnesota on June 29, recording her first two double-doubles in the WNBA.

Rookie guard **Saniya Rivers** has also been making strides through her first year in the pros. The 6-1 guard out of NC State has appeared in 17 contests for the Sun, starting in 14. Out of WNBA rookies this seasons, Rivers is currently 9th in points per game (8.3) and second in assists per game (3.0) and first in steals per game (1.7). She currently leads the team in steals per game and has led the team in steals on 12 occasions, blocks on nine occasions and assists six times. On May 24 against Minnesota, Rivers became the first rookie to record at least 11 points, 3 offensive rebounds, 3 assists, 3 steals and 2 blocks in a regular season contest since Nicky Anosike on July 24, 2008.

BRIA STEPPING UP

Veteran guard Bria Hartley has been stepping up offensively for the Sun in the month of July. Hartley went for a season-high 25 points against the Sparks on July 13. She finished 7/17 from the floor and hit four threes in the effort. It marks her first 20+ points outing since August 21, 2020 and her seventh 20+ performance of her career. In the month of July, Hartley has averaged 13.5 points per game, good for second on the team behind Tina Charles. She is also leading the team in assists per game in July at 3.8 per contest.

THE LATEST ON THE SUN STORY LINES

TC IS BACK IN CT

The WNBA's All-Time Rebounds Leader and eight-time WNBA All-Star **Tina Charles** signed with Connecticut as a free agent on February 2, 2025. Originally drafted with the No. 1 overall pick by the Sun in the 2010 WNBA Draft, Charles has achieved an impressive resume of accolades throughout her 13-year professional career with additional stops in New York (2014-19), Washington (2021), Phoenix (2022), and Seattle (2022).

Charles returns to Connecticut after playing the 2024 season with the Atlanta Dream. The 6-4 veteran center appeared and started in 39 regular season contests for the Dream, averaging 14.9 points and 9.6 rebounds per game, good for fourth in the WNBA.

It was a historic year for Charles as she moved into first all-time in rebounds (4,014) and second all-time in scoring (7,698) in league history. She has been named WNBA MVP (2012), WNBA Rookie of the Year (2010), All-WNBA First Team (2011, 2012, 2015-2017), All-WNBA Second Team (2010, 2013, 2014, 2021), WNBA All-Defensive First Team (2017), WNBA All-Defensive Second Team (2011, 2012, 2015) and WNBA All-Star (2011, 2013-2015, 2017-2019, 2021). Charles has also led the WNBA in rebounding four times (2010-2012, 2016) and scoring two times (2016, 2021) during her career.

BIENVENUE RACHID MEZIANE

On December 4, 2024, the Connecticut Sun announced **Rachid Meziane** as the franchise's seventh head coach. Meziane, a native of Clermont-Ferrand, France, brings a wealth of basketball knowledge to Connecticut, having enjoyed great success as a head coach in the French women's basketball sphere, as well as a head coach for Belgium Women's Basketball in FIBA competition. Prior to joining the Sun, Meziane was the head coach for successful French women's basketball club, Villeneuve d'Ascq, where he most recently led the team to a Ligue Feminine de Basketball (LFB) Championship and a EuroLeague runner up finish during the 2023-24 season.

Meziane has also found immense achievement on the international basketball stage, having served as the Belgium Women's Basketball National Team Head Coach since November 2022. Meziane led Belgium to its first-ever FIBA European Women's Championship (EuroBasket) Gold Medal in 2023. Meziane also led the Belgian Women's National team to an impressive fourth place finish at the 2024 Paris Olympics, falling just short to Australia in the bronze medal game.

COMEBACK SEASON

Bria Hartley returns to the Connecticut Sun/WNBA for the first time since the 2022 regular season. The 5-9 guard last played in the league for the Sun in July 2022, but suffered a season-ending ACL injury after just three contests. Hartley signed a training camp contract with Connecticut on May 11 and finds herself on the team's opening day roster. Most recently, Hartley competed in the 2025 Athletes Unlimited season, where she averaged 15.1 points, 4.7 rebounds and 4.3 assists per game and finished tenth overall on the league's leader board. She is a two-time NCAA national champion with the University of Connecticut (2013, 2014) and was selected to the 2011-12 WBCA/State Farm All-America Team, becoming the 15th Husky all-time to receive the honor and only the fourth UConn sophomore to be recognized.

BACK IN BOSTON

After a historic sell-out a season ago, the Connecticut Sun will return to TD Garden, home of the Boston Celtics and Boston Bruins, to host the Indiana Fever on Tuesday, July 15. In 2024, the Sun made WNBA history, playing the first-ever WNBA regular season contest in Boston, Massachusetts, selling out the storied arena with an attendance of 19,156, the highest in franchise history. Connecticut defeated the Los Angeles Sparks, 69-61, in the game and will look to stay undefeated in Boston in 2025.

DRAFT DAY SUCCESS

Connecticut enjoyed a successful WNBA Draft ahead of the 2025 season, as it marked the first time the team held multiple first round draft picks since the 2016 WNBA Draft. The No. 7 overall pick also marked the Sun's highest draft position since 2016. With their picks, the Sun selected 6-1 forward **Aneesah Morrow** out of Louisiana State University (No. 7), 6-1 guard **Saniya Rivers** out of North Carolina State University (No. 8) and 6-4 forward **Rayah Marshall** out of the University of Southern California (No. 25).

THE OPPONENT

SUN VS. OPPONENT LATEST BOX SCORE

WOMEN'S NATIONAL BASKETBALL ASSOCIATION

OFFICIAL SCORER'S REPORT
FINAL BOX

Tuesday, June 17, 2025 Gainbridge Fieldhouse, Indianapolis, IN
 Officials: #10 Ashley Gloss, #77 Jenna Reneau, #8 Blanca Burns

Game Duration: 2:15
 Attendance: 16284

VISITOR: Connecticut Sun (2-9)

	POS	MIN	FG	FGA	3P	3PA	FT	FTA	OR	DR	TOT	A	PF	ST	TO	BS	+/-	PTS
3 Marina Mabrey	F	28:05	2	9	0	6	2	2	1	7	8	1	1	3	4	0	-16	6
10 Olivia Nelson-Ododa	F	16:46	6	8	0	0	2	2	5	3	8	0	3	0	2	0	-9	14
31 Tina Charles	C	29:31	6	17	0	1	8	8	2	2	4	3	2	0	1	1	-23	20
14 Bria Hartley	G	13:31	1	6	0	2	0	0	0	0	0	1	2	0	1	0	-16	2
4 Jacy Sheldon	G	27:30	1	4	0	3	0	0	2	0	2	3	4	3	1	0	-22	2
7 Haley Peters		24:52	1	4	0	3	2	2	0	1	1	1	2	1	2	1	4	4
22 Saniya Rivers		20:19	3	6	1	3	0	0	0	3	3	5	4	0	0	1	-6	7
15 Lindsay Allen		12:02	0	1	0	1	0	0	0	0	0	1	1	0	1	0	6	0
18 Jaelyn Brown		17:47	5	7	2	2	1	2	0	1	1	0	2	1	0	1	3	13
24 Aneesah Morrow		03:29	0	0	0	0	0	0	0	0	0	0	0	0	0	0	-7	0
23 Kariata Diaby		05:22	0	1	0	0	2	2	0	0	0	0	1	0	0	0	1	2
13 Rayah Marshall		00:46	0	1	0	0	1	2	0	0	0	0	0	0	0	0	0	1
200:00			25	64	3	21	18	20	10	17	27	15	22	8	12	4	-17	71
			39.1%		14.3%		90%		TM REB: 7			TOT TO: 12 (12 PTS)						

HOME: INDIANA FEVER (6-5)

		POS	MIN	FG	FGA	3P	3PA	FT	FTA	OR	DR	TOT	A	PF	ST	TO	BS	+/-	PTS
10	Lexie Hull	F	31:27	2	5	2	3	2	2	0	3	3	2	3	0	0	0	29	8
6	Natasha Howard	F	25:38	5	8	0	0	6	6	7	5	12	0	3	1	2	0	24	16
7	Aliyah Boston	C	27:05	4	9	1	1	0	0	1	8	9	5	1	1	0	1	17	9
0	Kelsey Mitchell	G	28:54	8	18	1	7	0	0	1	1	2	2	1	0	0	0	-1	17
22	Caitlin Clark	G	28:50	6	12	4	6	4	4	0	1	1	6	3	2	4	0	31	20
8	Sophie Cunningham		21:40	2	5	1	2	0	0	1	6	7	1	5	1	3	0	0	5
51	Sydney Colson		15:41	0	2	0	2	0	0	1	0	1	1	2	1	3	0	-8	0
12	Damiris Dantas		16:23	4	9	2	5	3	4	0	2	2	2	3	0	3	0	-3	13
21	Makayla Timpson		02:23	0	0	0	0	0	0	0	1	1	0	0	0	0	0	-2	0
11	Brianna Turner		01:59	0	0	0	0	0	0	0	0	0	0	0	0	0	0	-2	0
25	DeWanna Bonner	NWT - Personal																	
			200:00	31	68	11	26	15	16	11	27	38	19	21	6	15	1	17	88
				45.6%		42.3%		93.8%		TM REB: 7			TOT TO: 18 (20 PTS)						

SCORE BY PERIOD	1	2	3	4	FINAL
Sun	23	16	13	19	71
FEVER	24	23	21	20	88

Inactive: Sun -

Inactive: Fever -

Points in the Paint: Sun 34 (17/29), FEVER 38 (19/35) Biggest Lead: Sun 0, FEVER 21

2nd Chance Points: Sun 15 (5/7), FEVER 12 (5/9)

Lead Changes: 0

Fast Break Points: Sun 5 (2/3), FEVER 11 (4/4)

Times Tied: 3

Technical fouls - Individual

Sun (5): Morrow 4:45 2nd, Charles 4:48 3rd, Mabrey 4:48 3rd, Allen 0:46 4th, Sheldon 0:46 4th

FEVER (1): Clark 4:48 3rd

Flagrant Fouls

Sun (1): 4:48 3rd Sheldon-FLG1

FEVER (1): 0:46 4th Cunningham-FLG2

Ejections

Sun (2): Sheldon 0:46 4th, Allen 0:46 4th

FEVER (1): Cunningham 0:46 4th

CONNECTICUT SUN REGULAR SEASON STATISTICS

Through July 13 (3-18)

CONNECTICUT SUN

2025 REGULAR SEASON STATISTICS

PLAYER				-FIELD GOALS-			-3-POINT			FG--			-FREE THROWS-			--REBOUNDS--										
	G	GS	MIN	FG	FGA	PCT	FG	FGA	PCT	FT	FTA	PCT	OFF	DEF	TOT	AST	PF	DQ	STL	TO	BLK	PTS	AVG			
Charles	21	20	598	117	290	.403	4	19	.211	85	97	.876	31	82	113	33	39	0	16	52	7	323	15.4			
Mabrey	13	13	410	69	189	.365	30	102	.294	30	35	.857	7	58	65	53	46	1	8	36	7	198	15.2			
Hartley	21	15	474	57	168	.339	28	84	.333	41	49	.837	5	36	41	65	54	0	19	37	0	183	8.7			
Nelson-Ododa	20	18	471	62	124	.500	0	1	.000	49	66	.742	35	87	122	18	52	1	13	27	27	173	8.7			
Rivers	19	16	522	60	159	.377	14	54	.259	23	33	.697	14	44	58	57	32	0	33	33	19	157	8.3			
Sheldon	21	16	515	65	125	.520	27	62	.435	13	14	.929	17	22	39	41	54	1	18	27	4	170	8.1			
Lacan	4	0	106	11	28	.393	2	13	.154	6	6	1.000	4	9	13	9	16	0	1	8	1	30	7.5			
Morrow	18	2	268	45	113	.398	6	26	.231	33	43	.767	25	54	79	10	37	0	13	20	7	129	7.2			
Brown	10	0	131	14	37	.378	8	18	.444	1	2	.500	4	8	12	1	17	0	5	5	2	37	3.7			
Peters	19	2	278	20	57	.351	4	23	.174	8	11	.727	17	33	50	19	35	0	9	16	3	52	2.7			
Allen	15	3	211	12	34	.353	1	10	.100	7	9	.778	0	10	10	31	18	0	4	16	3	32	2.1			
Diaby	13	0	103	7	14	.500	0	0	---	11	14	.786	3	10	13	5	19	0	6	12	1	25	1.9			
Marshall	8	0	49	4	13	.308	0	1	.000	3	6	.500	5	12	17	3	4	0	0	5	1	11	1.4			
Parks	6	0	63	1	5	.200	0	4	.000	0	0	---	1	8	9	2	7	0	2	1	0	2	0.3			
SUN	21	-	4200	544	1356	.401	124	417	.297	310	385	.805	168	473	641	347	430	3	147	314	82	1522	72.5			
OPPONENTS	21	-	4200	645	1394	.463	182	522	.349	378	470	.804	208	567	775	449	388	2	167	293	81	1850	88.1			

PLAYER	-- SINGLE-GAME HIGHS --							AVERAGE PER GAME							-CAREER HIGHS (C=SET, T=TIED THIS SEASON)-						
	MIN	REB	AST	ST	TO	BLK	PTS	MIN	REB	AST	STL	TO	BLK	PTS	FG	FGA	FT	FTA	REB	AST	PTS
Charles	36	11	3	3	11	2	29	28.5	5.4	1.6	0.76	2.5	0.33	15.4	14	30	19	24	23	10	36
Mabrey	39	10	8	3	6	2	34	31.6	5.0	4.1	0.62	2.8	0.54	15.2	14	22T	13	14	12	10	36
Hartley	33	5	6	2	4	0	25	22.6	2.0	3.1	0.90	1.8	0.00	8.7	11	18	8	8T	6	9	27
Nelson-Ododa	34	14	3	3	4	5	18	23.5	6.1	0.9	0.65	1.4	1.35	8.7	8	14	8C	8C	14C	4	20
Rivers	35	7	7	4	3	2	20	27.5	3.1	3.0	1.74	1.7	1.00	8.3	8C	13C	4C	4C	7C	7C	20C
Sheldon	33	5	7	4	4	1	16	24.5	1.9	2.0	0.86	1.3	0.19	8.1	6T	12	4	4	6	8	17
Lacan	32	7	4	1	4	1	10	26.5	3.3	2.3	0.25	2.0	0.25	7.5	4C	13C	2C	2C	7C	4C	10C
Morrow	27	11	3	5	3	1	20	14.9	4.4	0.6	0.72	1.1	0.39	7.2	9C	14C	6C	8C	11C	3C	20C
Brown	21	2	1	2	1	1	13	13.1	1.2	0.1	0.50	0.5	0.20	3.7	6	9	1T	2T	6	3	15
Peters	25	6	3	2	3	1	12	14.6	2.6	1.0	0.47	0.8	0.16	2.7	6	11	5	8	6T	4	19
Allen	24	2	8	2	3	2	7	14.0	0.7	2.1	0.27	1.1	0.20	2.1	9	19	9	10	6	10	26
Diaby	18	3	2	1	2	1	5	8.0	1.0	0.4	0.46	0.9	0.08	1.9	2C	3C	3C	4C	3C	2C	5C
Marshall	11	6	2	0	2	1	5	6.2	2.1	0.4	0.00	0.6	0.13	1.4	2C	4C	1C	2C	6C	2C	5C
Parks	20	3	2	1	1	0	2	10.5	1.5	0.3	0.33	0.2	0.00	0.3	5	9	3	3	6	3	14
SUN	40	40	22	10	23	10	93	200.0	30.5	16.5	7.00	15.0	3.90	72.5	46	96	35	47	55	30	110
OPPONENTS	40	52	29	13	19	7	109	200.0	36.9	21.4	7.95	14.0	3.86	88.1	43	96	33	44	62	35	111

INDIANA FEVER REGULAR SEASON STATISTICS

Through July 13 (11-10)

INDIANA FEVER

2025 REGULAR SEASON STATISTICS

PLAYER				-FIELD GOALS-			-3-POINT			FG--			-FREE THROWS-			--REBOUNDS--										
	G	GS	MIN	FG	FGA	PCT	FG	FGA	PCT	FT	FTA	PCT	OFF	DEF	TOT	AST	PF	DQ	STL	TO	BLK	PTS	AVG			
Mitchell	21	21	651	147	320	.459	47	126	.373	63	85	.741	6	31	37	58	43	0	18	30	5	404	19.2			
Clark	12	12	376	68	182	.374	28	97	.289	36	44	.818	1	56	57	108	34	0	20	61	7	200	16.7			
Boston	21	21	624	140	240	.583	4	15	.267	56	71	.789	49	116	165	76	71	1	15	30	23	340	16.2			
Howard	21	21	506	99	180	.550	4	17	.235	40	60	.667	40	94	134	23	62	0	21	44	9	242	11.5			
McDonald	10	4	263	30	75	.400	9	39	.231	21	29	.724	6	17	23	44	26	1	12	13	2	90	9.0			
Hull	21	17	596	62	135	.459	27	57	.474	14	23	.609	30	71	101	35	59	0	23	19	4	165	7.9			
Bonner	9	3	192	19	55	.345	9	25	.360	17	19	.895	4	30	34	14	13	0	11	10	1	64	7.1			
Cunningham	16	0	363	30	76	.395	19	51	.373	21	24	.875	11	56	67	15	38	0	13	18	2	100	6.3			
Dantas	16	0	206	25	71	.352	11	39	.282	17	20	.850	12	29	41	8	32	0	3	13	3	78	4.9			
Colson	20	6	277	20	50	.400	10	31	.323	6	7	.857	5	12	17	42	23	0	10	21	5	56	2.8			
Timpson	13	0	90	12	27	.444	0	0	---	7	12	.583	7	18	25	0	15	0	6	5	4	31	2.4			
Turner	14	0	57	2	10	.200	0	0	---	1	2	.500	4	8	12	3	7	0	0	5	1	5	0.4			
FEVER	21	-	4200	654	1421	.460	168	497	.338	299	396	.755	175	538	713	426	423	2	152	296	66	1775	84.5			
OPPONENTS	21	-	4200	587	1381	.425	142	474	.300	353	463	.762	185	505	690	373	424	3	138	306	81	1669	79.5			

	-- SINGLE-GAME HIGHS --							AVERAGE PER GAME							-CAREER HIGHS (C=SET, T=TIED THIS SEASON)-													
PLAYER	MIN	REB	AST	ST	TO	BL	PTS	MIN	REB	AST	STL	TO	BLK	PTS	FG	FGA	FT	FTA	REB	AST	PTS	FG	FGA	FT	FTA	REB	AST	PTS
Mitchell	35	5	7	3	4	2	32	31.0	1.8	2.8	0.86	1.4	0.24	19.2	13	23	12	16	7	9	38							
Clark	38	10	13	5	10	4	32	31.3	4.8	9.0	1.67	5.1	0.58	16.7	11C	22	13	15	12	19	35							
Boston	37	13	8	5	5	5	31	29.7	7.9	3.6	0.71	1.4	1.10	16.2	13C	22	8T	8T	16	8T	31C							
Howard	36	13	4	3	5	2	26	24.1	6.4	1.1	1.00	2.1	0.43	11.5	13	23	13	17	16	11	36							
McDonald	31	7	8	3	4	1	14	26.3	2.3	4.4	1.20	1.3	0.20	9.0	8	17	7T	10C	8	10	23							
Hull	36	11	4	2	5	2	15	28.4	4.8	1.7	1.10	0.9	0.19	7.9	8	12	6	7	11C	4T	22							
Bonner	27	8	3	3	3	1	21	21.4	3.8	1.6	1.22	1.1	0.11	7.1	16	28	13	14	16	8	41							
Cunningham	30	10	3	4	3	1	16	22.7	4.2	0.9	0.81	1.1	0.13	6.3	13	20	11	12	10T	7	36							
Dantas	21	6	2	1	3	1	13	12.9	2.6	0.5	0.19	0.8	0.19	4.9	10	18	6	8	13	9	28							
Colson	31	3	6	3	3	1	10	13.9	0.9	2.1	0.50	1.1	0.25	2.8	5	11	8	11	5	8	17							
Timpson	20	6	0	3	2	2	10	6.9	1.9	0.0	0.46	0.4	0.31	2.4	5C	9C	3C	4C	6C	0	10C							
Turner	9	3	2	0	1	1	2	4.0	0.9	0.2	0.00	0.4	0.07	0.4	8	12	6	6	21	7	16							
FEVER	40	46	30	14	19	10	102	200.0	34.0	20.3	7.24	14.1	3.14	84.5	43	94	40	44	57	30T	110							
OPPONENTS	40	47	24	10	21	7	91	200.0	32.9	17.8	6.57	14.6	3.86	79.5	44	94	40	54	55	32	115							

CONNECTICUT SUN LEADERS



POINTS

Tina Charles
15.4 PPG
Center



REBOUNDS

Olivia Nelson-Ododa
6.1 RPG
Center



ASSISTS

Marina Mabrey
4.1 APG
Guard



STEALS

Saniya Rivers
1.7 SPG
Guard



BLOCKS

Olivia Nelson-Ododa
1.4 BPG
Center



FG%

Jacy Sheldon
52.0%
Guard

2025 REGULAR SEASON OFFENSIVE LEADERS (INCLUDING TIES)

Player	Points	Rebounds	Assists	Steals	Blocks	FGM	3PM	TO
Lindsey Allen			4		2			2
Tina Charles	10	8	1	2	3	13		7
Bria Hartley	1		6	3			6	6
Leila Lacan					1			
Marina Mabrey	5	2	5	2	2	3	8	5
Rayah Marshall		1			1			
Aneesah Morrow	5	4		2	4	4	1	3
Olivia Nelson-Ododa		8	1	2	11			3
Haley Peters		2	2	1	1		1	2
Saniya Rivers		2	6	12	10	2	3	5
Jacy Sheldon	1		1	4	1	1	8	3

SUN STARTING LINEUPS

LAST USED	GAME	GUARD	GUARD	FORWARD	FORWARD	CENTER	RECORD
5.20	vs. LVA	Lindsay Allen	Jacy Sheldon	Marina Mabrey	Olivia Nelson-Ododa	Tina Charles	0-2
5.23	at MIN	Lindsay Allen	Saniya Rivers	Marina Mabrey	Olivia Nelson-Ododa	Tina Charles	0-1
5.27	vs. DAL	Jacy Sheldon	Saniya Rivers	Marina Mabrey	Olivia Nelson-Ododa	Tina Charles	0-2
6.6	vs. ATL	Bria Hartley	Saniya Rivers	Marina Mabrey	Olivia Nelson-Ododa	Tina Charles	2-1
6.8	at WAS	Bria Hartley	Saniya Rivers	Marina Mabrey	Haley Peters	Tina Charles	0-1
6.18	vs. PHO	Jacy Sheldon	Bria Hartley	Marina Mabrey	Olivia Nelson-Ododa	Tina Charles	0-3
6.20	vs. DAL	Jacy Sheldon	Saniya Rivers	Marina Mabrey	Haley Peters	Tina Charles	0-1
6.22	at GSV	Jacy Sheldon	Bria Hartley	Saniya Rivers	Aneesah Morrow	Tina Charles	0-1
7.6	vs. LVA	Jacy Sheldon	Bria Hartley	Saniya Rivers	Aneesah Morrow	Olivia Nelson-Ododa	0-1
7.13	at LAS	Jacy Sheldon	Bria Hartley	Saniya Rivers	Olivia Nelson-Ododa	Tina Charles	1-5

WIN/LOSS MARGINS

MARGIN	1	2	3	4	5	6	7	8	9	10	11	12	13	14	15	16	17	18	19	20+
WON BY		1						1		1										
LOST BY			1	1	1	1		1				1		1		1	1	1		8

CONNECTICUT SUN MILESTONES

POINTS	MILESTONE	NEED	DATE ACHIEVED	BLOCKS	MILESTONE	NEED	DATE ACHIEVED
Lindsay Allen	1,000	94	--	Lindsay Allen	--	--	--
Tina Charles	8,000	--	7/11/25 at SEA	Tina Charles	400	--	7/14/24
Bria Hartley	1,500	--	8/14/20 vs. PHO	Bria Hartley	--	--	--
Leila Lacan	--	--	--	Leila Lacan	--	--	--
Marina Mabrey	2,000	--	6/20/24 vs. DAL	Marina Mabrey	--	--	--
Rayah Marshall	--	--	--	Rayah Marshall	--	--	--
Aneesah Morrow	--	--	--	Aneesah Morrow	--	--	--
Olivia Nelson-Ododa	600	6	--	Olivia Nelson-Ododa	100	--	6/29/25 at MIN
Haley Peters	--	--	--	Haley Peters	--	--	--
Saniya Rivers	--	--	--	Saniya Rivers	--	--	--
Jacy Sheldon	500	113	--	Jacy Sheldon	--	--	--

REBOUNDS	MILESTONE	NEED	DATE ACHIEVED	GAMES	MILESTONE	NEED	DATE ACHIEVED
Lindsay Allen	--	--	--	Lindsay Allen	200	2	--
Tina Charles	4,000	--	9/17/24 vs. CHI	Tina Charles	400	--	6/8/24 vs. CHI
Bria Hartley	500	8	--	Bria Hartley	200	--	6/23/22 vs. DAL
Leila Lacan	--	--	--	Leila Lacan	--	--	--
Marina Mabrey	500	--	5/15/24 vs. DAL	Marina Mabrey	200	--	5/30/25 at IND
Rayah Marshall	--	--	--	Rayah Marshall	--	--	--
Aneesah Morrow	--	--	--	Aneesah Morrow	--	--	--
Olivia Nelson-Ododa	500	52	--	Olivia Nelson-Ododa	100	--	9/6/24 vs. LVA
Haley Peters	--	--	--	Haley Peters	--	--	--
Saniya Rivers	--	--	--	Saniya Rivers	--	--	--
Jacy Sheldon	--	--	--	Jacy Sheldon	--	--	--

ASSISTS	MILESTONE	NEED	DATE ACHIEVED	FGM	MILESTONE	NEED	DATE ACHIEVED
Lindsay Allen	500	--	7/7/24 vs. SEA	Lindsay Allen	--	--	--
Tina Charles	1,000	8	--	Tina Charles	3,000	--	8/16/24 vs. SEA
Bria Hartley	600	--	7/9/25 vs. SEA	Bria Hartley	--	--	--
Leila Lacan	--	--	--	Leila Lacan	--	--	--
Marina Mabrey	500	--	6/30/24 vs. MIN	Marina Mabrey	1,000	66	--
Rayah Marshall	--	--	--	Rayah Marshall	--	--	--
Aneesah Morrow	--	--	--	Aneesah Morrow	--	--	--
Olivia Nelson-Ododa	--	--	--	Olivia Nelson-Ododa	--	--	--
Haley Peters	--	--	--	Haley Peters	--	--	--
Saniya Rivers	--	--	--	Saniya Rivers	--	--	--
Jacy Sheldon	--	--	--	Jacy Sheldon	--	--	--

STEALS	MILESTONE	NEED	DATE ACHIEVED	3PM	MILESTONE	NEED	DATE ACHIEVED
Lindsay Allen	100	--	8/23/24 vs. CON	Lindsay Allen	--	--	--
Tina Charles	400	33	--	Tina Charles	200	11	--
Bria Hartley	200	49	--	Kariata Diaby	--	--	--
Leila Lacan	--	--	--	Bria Hartley	200	--	5/18/25 vs. WAS
Marina Mabrey	200	15	--	Leila Lacan	--	--	--
Rayah Marshall	--	--	--	Marina Mabrey	400	--	6/20/25 vs DAL
Aneesah Morrow	--	--	--	Rayah Marshall	--	--	--
Olivia Nelson-Ododa	--	--	--	Aneesah Morrow	--	--	--
Haley Peters	--	--	--	Olivia Nelson-Ododa	--	--	--
Saniya Rivers	--	--	--	Haley Peters	--	--	--
Jacy Sheldon	--	--	--	Saniya Rivers	--	--	--
				Jacy Sheldon	--	--	--

LEAGUE AND FRANCHISE RECORDS

Connecticut Sun All-Time Scoring List

6. DeWanna Bonner	2,662 points
7. Jonquel Jones	2,657 points
8. Tina Charles	2,566 points
9. Jasmine Thomas	2,489 points
10. Lindsay Whalen	2,290 points

WNBA All-Time Scoring List

1. Diana Taurasi	10,646 points
2. Tina Charles	8,019 points
3. DeWanna Bonner	7,553 points
4. Tina Thompson	7,488 points
5. Tamika Catchings	7,380 points

Connecticut Sun All-Time Reb. List

1. Alyssa Thomas	2,396 reb.
2. Taj McWilliams-Franklin	1,814 reb.
3. Jonquel Jones	1,633 reb.
4. Tina Charles	1,523 reb.
5. Asjha Jones	1,447 reb.

WNBA All-Time FGM List

1. Diana Taurasi	3,341 FGM
2. Tina Charles	3,221 FGM
3. Candice Dupree	2,842 FGM
4. Nneka Ogumike	2,706 FGM
5. Tina Thompson	2,630 FGM

Connecticut Sun All-Time Blocks List

1. Jonquel Jones	270 blocks
2. Taj McWilliams-Franklin	267 blocks
3. Margo Dydek	222 blocks
4. Tina Charles	199 blocks
5. Asjha Jones	147 blocks

WNBA All-Time Blocks List

9. Ruth Riley	505 blocks
10. A'ja Wilson	482 blocks
11. Elizabeth Williams	458 blocks
12. Taj McWilliams-Franklin	443 blocks
13. Tina Charles	416 blocks

THE LAST TIME...

	TEAM	INDIVIDUAL
OVERTIME		40+ POINTS
Sun Win	94-91 at WAS (6/27/24)	Sun 41, DeWanna Bonner vs. LVA (6/8/23)
Sun Loss	95-90 vs. NYL (8/24/23)	Opponent 40, Maya Moore vs. MIN (7/7/16)
100+ POINTS		30-39 POINTS
Sun	109 at DAL (8/16/24)	Sun 34, Marina Mabrey vs. ATL (6/6/25)
Opponent	104 at WAS (6/8/25)	Opponent 33, Napheesa Collier at MIN (5/23/25)
30+ WIN		15+ REBOUNDS
Sun	90-60 (+30) vs. MIN (9/13/23)	Sun 16, Alyssa Thomas vs. LAS (8/20/24)
Opponent	102-63 (-39) at MIN (6/29/25)	Opponent 15, Satou Sabally vs. PHO (6/18/25)
20-29 WIN		10+ ASSISTS
Sun	86-66 (+20) at LAS (9/10/24)	Sun 10, Alyssa Thomas vs. MIN (9/17/24)
Opponent	85-59 (-26) at LVA (6/25/25)	Opponent 11, Alyssa Thomas vs. PHO (6/18/25)
40+ REBOUNDS		5+ STEALS
Sun	40 at MIN (5/23/25)	Sun 5, Aneesah Morrow at MIN (6/29/25)
Opponent	41 at MIN (6/29/25)	Opponent 6, Arike Ogunbowale vs. DAL (5/27/25)
25+ ASSISTS		5+ BLOCKS
Sun	30 at DAL (8/16/24)	Sun 5, Olivia Nelson-Ododa at GSV (6/22/25)
Opponent	27 at MIN (6/29/25)	Opponent 5, Breanna Stewart vs. NYL (9/26/23)
15+ STEALS		10+ FGM
Sun	15 at CHI (6/29/22)	Sun 11, Tina Charles vs. SEA (7/9/25)
Opponent	15 vs. ATL (6/14/15)	Opponent 11, Napheesa Collier at MIN (5/23/25)
10+ BLOCKS		5+ 3PM
Sun	11 at GSV (6/22/25)	Sun 5, Marina Mabrey vs. CHI (6/15/25)
Opponent	10 vs. DAL (8/18/23)	Opponent 5, Azura Stevens at LAS (7/13/25)
20+ TURNOVERS		5+ TURNOVERS
Sun	21 at NYL (6/1/25)	Sun 5, Tina Charles at SEA (7/11/25)
Opponent	20 at LAS (9/8/24)	Opponent 5, Chelsea Gray at LVA (6/25/25)

CONNECTICUT SUN VS OPPONENTS

	OVERALL		HOME		AWAY	
TEAM	W	L	W	L	W	L
ATLANTA	1	1	1	0	0	1
CHICAGO	0	1	0	1	0	0
DALLAS	0	2	0	2	0	0
GOLDEN STATE	0	1	0	0	0	1
INDIANA	1	1	0	0	1	1
LAS VEGAS	0	3	0	2	0	1
LOS ANGELES	0	1	0	0	0	1
MINNESOTA	0	2	0	0	0	2
NEW YORK	0	1	0	0	0	1
PHOENIX	0	1	0	1	0	0
SEATTLE	1	2	1	0	0	2
WASHINGTON	0	2	0	2	0	0
OVERALL	3	18	2	8	1	10

RECORD BREAK DOWN CONNECTICUT SUN WHEN...

WHEN	OVERALL	HOME	AWAY	WHEN	OVERALL	HOME	AWAY
Leading after 1Q	0-6	0-3	0-3	Sun no 20+ scorer	0-8	0-2	0-6
Trailing after 1Q	3-12	2-4	1-8	Opp no 20+ scorer	2-6	1-3	1-3
Tied after 1Q	0-0	0-0	0-0	2+ Sun w/ 20-29 points	0-1	0-0	0-1
				2+ Opp w/ 20-29 points	1-4	1-1	0-3
Leading after 2Q	2-4	1-1	1-3	Sun w/ 30+ scorer	1-0	1-0	0-0
Trailing after 2Q	1-14	1-6	0-8	Opp w/ 30+ scorer	0-1	0-0	0-1
Tied after 2Q	0-0	0-0	0-0				
				All starters w/ 10+ pts	0-0	0-0	0-0
Leading after 3Q	2-2	1-1	1-1	Opp. starters w/10+ pts	1-0	1-0	0-0
Trailing after 3Q	1-16	1-6	0-10	2+ reserves w/ 10+ pts	0-0	0-0	0-0
Tied after 3Q	0-0	0-0	0-0	Opp 2+ reserves w/ 10+ pts	1-4	0-1	1-3
Out-Rebound (or tie) Opp	2-3	1-1	1-2	Sun >= 20 points in 1Q	1-6	0-2	1-4
Out-Rebounded by Opp	1-15	1-6	0-9	Opp >= 20 points in 1Q	2-13	1-4	1-9
				Sun < 20 points in 1Q	2-12	2-5	0-7
Out-Assist (or tie) Opp	0-5	0-3	0-2	Opp < 20 points in 1Q	1-5	1-3	0-2
Out-Assisted by Opp	3-13	2-4	1-9				
				Sun >= 40 points in 1H	2-5	1-3	1-2
Outscore (or tie) in paint	1-4	1-2	0-2	Opp >= 40 points in 1H	1-14	1-6	0-8
Outscored in paint	2-14	1-5	1-9	Sun < 40 points in 1H	1-13	1-4	0-9
				Opp < 40 points in 1H	2-4	1-1	1-3
Outscore (or tie) fastbreak	3-6	2-3	1-3				
Outscored on fastbreak	0-12	0-4	0-8	Sun lead by 10+ points	3-3	2-1	1-2
				Opp lead by 10+ points	1-14	1-5	0-9
Outscore (or tie) 2nd chance	0-8	0-2	0-6				
Outscored on 2nd chance	3-11	2-6	1-5	Game decided by 10+ pts	1-13	1-4	0-9
				Game decided by 4-9 pts	1-4	1-2	0-2
Shoot under 40%	0-12	0-4	0-8	Game decided by 3 or less	1-1	0-1	1-0
Shoot 40-49%	1-5	1-3	0-2				
Shoot 50% or better	2-1	1-0	1-1	Sun with 8+ 3PM	2-5	1-3	1-2
				Opp with 8+ 3PM	1-12	1-4	0-8
Score 80+ points	3-5	2-3	1-2				
Score 70-79 points	0-2	0-1	0-1	Sun 3FG% >= 40%	1-1	0-0	1-1
Score under 70 points	0-10	0-3	0-7	Opp 3FG% >= 40%	1-3	0-1	1-2
Opp score 80+ points	2-13	1-6	1-7	Sun FT% >= 80%	2-8	1-3	1-5
Opp score 70-79 points	1-4	1-1	0-3	Opp FT% >= 80%	1-10	0-5	1-5
Opp score under 70 points	0-0	0-0	0-0				
				Sun w/ 20+ assists	1-4	1-2	0-2
Outscore (or tie) Opp Bench	1-7	1-2	0-5	Opp w/ 20+ assists	2-12	1-4	1-8
Outscored by Opp Bench	2-11	1-5	1-6				
				Sun w/ <= 12 TOs	2-3	2-1	0-2
Shoot more (or tie) FT	2-6	2-3	0-3	Opp w/ <= 12 TOs	1-3	1-0	0-3
Shoot less FT	1-12	0-4	1-8	Sun w/ 20+ TOs	0-2	0-0	0-2
				Opp w/ 20+ TOs	0-0	0-0	0-0
Have more (or tie) TOs	2-11	1-3	1-8				
Have less TOs	1-7	1-4	0-3	Sun w/ 35+ rebounds	1-4	1-1	0-3
				Opp w/ 35+ rebounds	0-11	0-6	0-5
3 Sun with 10+ points	2-9	1-5	1-4				
4 Sun with 10+ points	1-4	1-0	0-4	Sun w/ 10+ steals	0-1	0-1	0-0
5+ Sun with 10 points	0-1	0-1	0-0	Opp w/ 10+ steals	0-4	0-1	0-3

2025 SUN INDIVIDUAL HIGHS

	Statistic	Player	Game
Points, Game	34	Marina Mabrey	6.6 vs. ATL
Points, Half	19	Mabrey/Charles	Two games
Points, Quarter	15	Marina Mabrey	5.30 at IND
Points, OT	-	-	-
Bench Points	20	Aneesah Morrow	6.27 @ SEA
FG Made	13	Marina Mabrey	6.6 vs. ATL
FG Attempted	22	Mabrey/Charles	Two games
3PFG Made	5	Marina Mabrey	6.15 vs. CHI
3PFG Attempted	12	Marina Mabrey	Two games
FT Made	10	Tina Charles	Two games
FT Attempted	11	Tina Charles	6.20 vs. DAL
Offensive Rebounds	5	Olivia Nelson-Ododa	Two games
Defensive Rebounds	10	Olivia Nelson-Ododa	6.18 vs. PHO
Total Rebounds	14	Olivia Nelson-Ododa	6/18 vs. PHO
Assists	8	Allen/Mabrey	Two games
Steals	5	Aneesah Morrow	6.29 @ MIN
Turnovers	11	Tina Charles	5.30 at IND
Blocks	5	Olivia Nelson-Ododa	6.22 @ GSV

2025 OPPONENT INDIVIDUAL HIGHS

	Statistic	Player	Game
Points, Game	33	Napheesa Collier	5.23 @ MIN
Points, Half	19	Brittney Sykes	6.8 @ WAS
Points, Quarter	17	Brittney Sykes	6.8 @ WAS
Points, OT	-	-	-
Bench Points	18	Dana Evans	7.6 vs. LVA
FG Made	11	Napheesa Collier	5.23 @ MIN
FG Attempted	21	Napheesa Collier	5.23 @ MIN
3PFG Made	6	Jewell Loyd	5.20 vs. LVA
3PFG Attempted	11	Bridget Carleton	5.23 @ MIN
FT Made	14	Brittney Sykes	6.8 @ WAS
FT Attempted	15	Brittney Sykes	6.8 @ WAS
Offensive Rebounds	7	Three players	Three games
Defensive Rebounds	11	Satou Sabally	6.18 vs. PHO
Total Rebounds	15	Satou Sabally	6.18 vs. PHO
Assists	11	A. Reese/A. Thomas	Two games
Steals	6	Arike Ogunbowale	5.27 vs. DAL
Turnovers	6	A. Atkins/L. Amihere	Two games
Blocks	4	A'ja Wilson	7.6 vs. LVA

TEAM SEASON HIGHS AND LOWS				
STATISTIC	SUN HIGH	SUN LOW	OPP HIGH	OPP LOW
Points, Game	93 vs. SEA (7.9)	52 @ NYL (6.1)	109 vs. DAL (5.27)	76- two times
Points, 1st Half	49 @ LAS (7.13)	26 @ MIN (6.29)	60 @ NYL (6.1)	31 @ SEA (7.11)
Points, 2nd Half	52 vs. SEA (7.9)	22 @ ATL (5.25)	54 @ WAS (6.8)	28 @ GSV (6.22)
Points, 1st Quarter	30 @ LAS (7.13)	6 @ LVA (6.25)	31 @ NYL (6.1)	10 @ SEA (7.11)
Points, 2nd Quarter	27 vs. PHO (6.18)	9 @ MIN (6.29)	36 @ GSV (6.22)	16 @ ATL (5.25)
Points, 3rd Quarter	32 vs. DAL (5.27)	8 @ NYL (6.1)	32 vs. DAL (5.27)	13 @ GSV (6.22)
Points, 4th Quarter	27 vs. SEA (7.9)	7 @ ATL (5.25)	30 vs. WAS (5.18)	9- two times
Points, OT				
FGM	34 @ LAS (7.13)	19 @ NYL (6.1)	37 vs. DAL (5.27)	25 @ MIN (5.23)
FGA	71 @ LVA (6.25)	58 @ SEA (7.11)	78 @ GSV (6.22)	53 @ NYL (6.1)
FG%	51.7% @ IND (5.30)	30.3% @ GSV (6.22)	62.3% @ NYL (6.1)	38.8% vs. LVA (5.20)
3PM	10- two games	2 @ LVA (6.25)	19 @ NYL (6.1)	4 vs. DAL (6.20)
3PA	30 @ MIN (5.23)	13- two times	35 @ ATL (5.25)	15 vs. WAS (5.18)
3P FG%	53.8% @ SEA (6.27)	14.3% @ IND (6.17)	59.4% @ NYL (6.1)	25%- two times
FTM	25 vs. DAL (5.27)	6 @ MIN (5.23)	26 @ WAS (6.8)	9 vs. LVA (7.6)
FTA	36 vs. DAL (5.27)	6 @ MIN (5.23)	37 @ WAS (6.8)	13 vs. LVA (7.6)
FT%	100% @ MIN (5.23)	64.3% @ ATL (5.25)	94.4% vs. CHI (6.15)	70.3% @ WAS (6.8)
Offensive Rebounds	11- three games	5 vs. ATL (6.6)	19 @ GSV (6.22)	2 @ NYL (6.1)
Defensive Rebounds	30 @ MIN (5.23)	16- two games	40 @ ATL (5.25)	17 @ LAS (7.13)
Total Rebounds	40 @ MIN (5.23)	22 @ WAS (6.8)	52 @ ATL (5.25)	25 @ IND (5.30)
Assists	22 @ MIN (5.23)	11 @ NYL (6.1)	29 @ NYL (6.1)	14 @ ATL (5.25)
Steals	10 vs. DAL (5.27)	4- three games	13 @ MIN (5.23)	4 @ ATL (5.25)
Turnovers	23 @ MIN (5.23)	9 @ ATL (5.25)	19 @ NYL (6.1)	8 @ SEA (7.11)
Blocked Shots	11 @ GSV (6.22)	0- two games	7 @ LVA (6.25)	0 @ WAS (6.8)
Personal Fouls	29 @ WAS (6.8)	13 vs. LVA (7.6)	32 vs. WAS (5.18)	14- two games
Points in the Paint	44- two games	12 @ GSV (6.22)	56 @ WAS (6.8)	28- two games
2nd Chance Points	16- two games	3 @ ATL (5.25)	23 @ GSV (6.22)	0 @ NYL (6.1)
Fast Break Points	18- two games	2 @ NYL (6.1)	29 @ NYL (6.1)	4- two games
Bench Points	33 vs. PHO (6.18)	2 vs. CHI (6.15)	43- two games	4 vs. SEA (7.9)

CONNECTICUT SUN LINE SCORES- 2025

[illegible]

OPPONENT LINE SCORES- 2025

DATE	OPP	FG-FGA	%	3P-3PA	%	FT-FTA	%	OR	DR	TR	A	PF	ST	TO	BS	PTS
5.18	WAS	32-62	51.6	5-15	33.3	21-29	72.4	6	26	32	17	32	6	16	4	90
5.20	LVA	26-67	38.8	10-26	38.5	25-30	83.3	12	29	41	16	18	9	13	4	87
5.23	@MIN	25-64	39.1	7-24	29.2	19-26	73.1	9	22	31	21	18	13	15	6	76
5.25	@ATL	29-71	40.8	10-35	28.6	11-14	78.6	12	40	52	20	14	4	14	5	79
5.27	DAL	37-66	56.1	10-20	50	25-29	86.2	10	25	35	26	24	10	13	3	109
5.30	@IND	29-59	49.2	7-17	41.2	18-21	85.7	5	20	25	20	19	8	14	2	83
6.1	@NYL	33-59	62.3	19-32	59.4	15-17	88.2	2	30	32	29	18	11	19	3	100
6.6	ATL	28-68	41.2	8-27	29.6	12-17	70.6	7	22	29	19	17	5	13	6	76
6.8	@WAS	36-63	57.1	6-18	33.3	26-37	70.3	12	30	42	24	16	8	15	0	104
6.15	CHI	27-63	42.9	7-20	35	17-18	94.4	7	31	38	20	14	7	14	5	78
6.17	@IND	31-68	45.6	11-26	42.3	15-16	93.8	11	27	38	19	21	6	18	1	88
6.18	PHO	26-64	40.6	8-23	34.8	23-27	85.2	12	29	41	18	20	9	13	5	83
6.20	DAL	29-67	43.3	4-16	25	24-30	80	17	25	42	23	21	7	18	1	86
6.22	@GSV	28-78	35.9	9-31	29	22-29	75.9	19	32	51	18	16	9	10	3	87
6.25	@LVA	30-70	42.9	11-28	39.3	14-16	87.5	10	35	45	18	14	6	15	7	85
6.27	@SEA	34-69	49.3	9-28	32.1	20-23	87	8	26	34	27	19	8	12	6	97
6.29	@MIN	36-71	50.7	10-34	29.4	20-24	83.3	11	30	41	27	19	8	13	5	102
7.6	LVA	34-63	54	9-26	34.6	9-13	69.2	7	28	35	21	15	9	16	6	86
7.9	SEA	31-69	44.9	6-25	24	15-19	78.9	7	24	31	22	20	5	10	1	83
7.11	@SEA	29-64	45.3	6-24	25	15-19	78.9	9	19	28	22	18	11	7	4	79
7.13	@LAS	35-75	46.7	10-27	37	12-16	75	15	17	32	22	15	8	13	4	92
7.15	IND															
7.24	LAS															
7.27	GSV															
7.28	SEA															
8.1	NYL															
8.3	NYL															
8.5	@PHO															
8.7	@LAS															
8.10	@LVA															
8.11	@GSV															
8.13	CHI															
8.17	IND															
8.19	@WAS															
8.21	WAS															
8.23	@CHI															
8.25	@NYL															
8.27	@DAL															
8.30	MIN															
9.1	ATL															
9.3	@CHI															
9.6	PHO															
9.8	@ATL															
9.10	ATL															



RACHID MEZIANE
HEAD COACH

On December 4, 2024, the Connecticut Sun announced Rachid Meziane as the franchise’s seventh head coach. Meziane, a native of Clermont-Ferrand, France, brings a wealth of basketball knowledge to Connecticut, having enjoyed great success as a head coach in the French women’s basketball sphere, as well as a head coach for Belgium Women’s Basketball in FIBA competition.

Since the 2019 season, Meziane has served at the head coach of successful French women’s basketball club, Villeneuve d’Ascq, where he most recently led the team to a Ligue Feminine de Basketball (LFB) Championship and a EuroLeague runner up finish during the 2023-24 season. The squad finished with a 19-3 record during the regular season and a 6-0 playoff run in LFB competition, with an average margin of victory of 17.7 points per game. Villeneuve also led the league in points per game (86.0), 2FG% (55.0), 3FG% (38.6), and rebounds (36.2), and were second in assists (20.9) and opponent 2FG% (43.9). With the team, he’s coached the likes of New York Liberty’s Kennedy Burke, former WNBA Most Improved Player and WNBA Champion Shavonte Zellous, and the ninth overall pick of the 2024 WNBA Draft, Carla Leite. Prior to Villeneuve d’Ascq, Meziane served as the head coach for French clubs, Basket Lattes Montpellier Agglomération (BLMA) (2017-2018) and Cavigal Nice Basket (2012-2017).

Meziane has also found immense achievement on the international basketball stage, having served as the Belgium Women’s Basketball National Team Head Coach since November 2022. Meziane led Belgium to it’s first-ever FIBA European Women’s Championship (EuroBasket) Gold Medal in 2023, with an undefeated 6-0 record in the tournament, knocking off France in the semifinals and defeating Spain in the championship matchup. The team’s average margin of victory during their EuroBasket run was 25.0 points per game; the dominating success earning Meziane the Belgian Sports Coach of the Year honor in 2023.

Meziane also led the Belgian Women’s National team, which included the talents of WNBA Champion and two-time WNBA All-Star Emma Meesseman and Washington Mystics rookie guard Julie Vanloo, to an impressive fourth place finish at the 2024 Paris Olympics, falling just short to Australia in the bronze medal game. Prior to his time with the Belgian team, Meziane was an assistant coach with the France Women’s Basketball National Team from 2014-2021 and helped guide the French to silver medals at the 2015, 2017, 2019 and 2021 European Championships and a bronze medal at the 2020 Tokyo Olympic Games.

SEASON	TEAM	GAMES	RECORD	PCT.	POSTSEASON	RECORD	PCT.
2025	Connecticut	21	3-18	0.143	-	-	-
TOTAL							



LINDSAY ALLEN | #15

GUARD | 5-8 | NOTRE DAME | 3/20/1995 | 7 YEARS PRO | 2017 RND 2 PICK 14 (NYL)

QUICK FACTS:

- Traded to the Sun on February 4, 2025 from the Chicago Sky.
- Originally drafted 14th overall in the 2017 WNBA Draft by the New York Liberty and has made stops with Las Vegas (2018, 2020), Indiana (2021), Minnesota (2022-2023) and Chicago (2024).
- Averaged 6.6 points, 2.0 rebounds and 3.9 assists per game during the 2024 regular season.
- With Notre Dame- AP All-America Third Team ('17), 2x All-ACC First Team ('16-17), ACC Tournament MVP ('17)
- Played with Turkish club Botas during 2024-25 offseason

GAME BY GAME STATISTICS

DATE	OPP	MIN	FG-FGA	3P-3PA	FT-FTA	OR	DR	TOT	AST	STL	BK	TO	PF	PTS
5.18	WAS	24	2-5	0-0	2-3	0	1	1	8	0	2	0	1	6
5.20	LVA	11	0-0	0-0	0-0	0	1	1	1	0	0	1	2	0
5.23	@MIN	2	0-0	0-0	0-0	0	1	1	0	0	0	0	0	0
5.25	@ATL	OUT- LEFT HAMSTRING												
5.27	DAL	OUT- LEFT HAMSTRING												
5.30	@IND	OUT- LEFT HAMSTRING												
6.1	@NYL	OUT- LEFT HAMSTRING												
6.6	ATL	OUT- LEFT ACHILLES												
6.8	@WAS	OUT- LEFT ACHILLES												
6.15	CHI	11	0-3	0-2	0-0	0	0	0	1	0	0	0	1	0
6.17	@IND	12	0-1	0-1	0-0	0	0	0	1	0	0	1	1	0
6.18	PHO	5	0-0	0-0	0-0	0	0	0	2	0	0	0	0	0
6.20	DAL	16	2-2	0-0	2-2	0	0	0	1	2	0	3	4	6
6.22	@GSV	22	3-7	1-3	0-0	0	2	2	2	0	0	3	2	7
6.25	@LVA	18	1-2	0-0	0-0	0	2	2	4	0	0	0	1	2
6.27	@SEA	24	2-5	0-0	0-0	0	0	0	2	0	0	2	4	4
6.29	@MIN	18	0-4	0-1	0-0	0	0	0	3	0	1	1	1	0
7.6	LVA	19	0-1	0-1	3-4	0	1	1	5	1	0	2	1	3
7.9	SEA	8	0-0	0-0	0-0	0	1	1	1	0	0	1	0	0
7.11	@SEA	6	1-2	0-1	0-0	0	1	1	0	0	0	0	0	2
7.13	@LAS	9	1-2	0-1	0-0	0	0	0	0	1	0	2	0	2
7.15	IND													
7.24	LAS													
7.27	GSV													
7.28	SEA													
8.1	NYL													
8.3	NYL													
8.5	@PHO													
8.7	@LAS													
8.10	@LVA													
8.11	@GSV													
8.13	CHI													
8.17	IND													
8.19	@WAS													
8.21	WAS													
8.23	@CHI													
8.25	@NYL													
8.27	@DAL													
8.30	MIN													
9.1	ATL													
9.3	@CHI													
9.6	PHO													
9.8	@ATL													
9.10	ATL													

CAREER STATISTICS

YEAR	TM	G-GS	MIN	FG-FGA	3P-3PA	FT-FTA	OR	DR	TOT	AST	STL	BK	TO	PF	PTS
2017	NYL	28-0	376	23-62	0-13	7-10	10	32	42	62	16	1	19	24	53
2018	LVA	24-6	358	28-73	1-16	17-24	3	27	30	69	15	0	21	17	74
2020	LVA	21-21	283	28-67	6-18	8-10	6	17	23	51	7	1	16	20	70
2021	IND	32-8	570	65-152	14-47	30-37	9	39	48	96	17	3	31	34	174
2022	MIN	9-0	133	20-38	8-14	12-13	0	14	14	31	2	0	7	11	60
2023	MIN	29-20	698	65-163	7-34	42-53	17	54	71	130	17	3	37	61	179
2024	CHI	40-28	950	104-223	14-48	42-52	13	67	80	157	32	7	64	67	264
2025	CON	15-3	201	12-34	1-9	7-9	0	10	10	31	4	3	16	18	32
CAREER		198-86	3573	345-812	51-199	165-208	58	260	318	627	110	18	211	252	906

SEASON-CAREER HIGHS

POINTS
Season: 6, two times
Career: 26, Connecticut 8-14-22

TOTAL REBOUNDS
Season: 2, two times
Career: 6, four times

DEFENSIVE REBOUNDS
Season: 2, two times
Career: 6, Phoenix 9-15-24

OFFENSIVE REBOUNDS
Season:
Career: 3, three times

ASSISTS
Season: 8 Washington 5-18-25
Career: 10, two times

BLOCKS
Season: 2 Washington 5-18-25
Career: 2, two times

STEALS
Season: 2, Dallas 6-20-25
Career: 4, three times

FIELD GOALS
Season: 3, Golden State 6-22-25
Career: 9, Connecticut 8-14-22

FIELD GOAL ATTEMPTS
Season: 5, Washington 5-18-25
Career: 19, Phoenix 9-6-21

3-POINT FIELD GOALS
Season: 1, Golden State 6-22-25
Career: 6, Connecticut 8-14-22

3-POINT FIELD GOAL ATTEMPTS
Season: 3, Golden State 6-22-25
Career: 7, Connecticut 8-14-22

FREE THROWS MADE
Season: 2, two times
Career: 9, Indiana 7-5-23

FREE THROWS ATTEMPTED
Season: 3 Washington 5-18-25
Career: 9, Indiana 7-5-23

MINUTES
Season: 24 Washington 5-18-25
Career: 36, two times



TINA CHARLES | #31

CENTER | 6-4 | UCONN | 12/5/1988 | 13 YEARS PRO | 2010 RND 1 PICK 1 (CON)

QUICK FACTS:

- Signed a one-year deal with the Sun as a free agent on February 2, 2025. Played her first four seasons in the WNBA with the Sun and has also made stops in New York, Washington, Phoenix, Seattle and Dallas.
- Moved into first all-time in rebounds (4,014) and second all-time in scoring (7,698) in WNBA history last season.
- WNBA Accolades: 2012 WNBA MVP, 2010 WNBA Rookie of the Year, 8x WNBA All-Star, 5x All-WNBA First Team, 4x All-WNBA Second Team, WNBA All-Defensive First Team, 3x WNBA All-Defensive Second Team, WNBA All-Rookie Team.
- Played with Turkish club and EuroLeague powerhouse and Fenerbahce during the 2024-25 WNBA offseason.
- With UConn- 2x NCAA National Champion, AP Player of the Year, Naismith College Player of the Year, John R. Wooden Award, Big East Player of the Year, AP First-team All-American, 3x First-team All-Big East, Big East Freshman of the Year

GAME BY GAME STATISTICS


DATE	OPP	MIN	FG-FGA	3P-3PA	FT-FTA	OR	DR	TOT	AST	STL	BK	TO	PF	PTS
5.18	WAS	31	8-15	0-0	7-9	4	6	10	2	3	2	0	1	23
5.20	LVA	25	7-15	0-1	6-7	0	5	5	0	0	0	1	2	20
5.23	@MIN	30	2-6	0-1	0-0	1	4	5	1	0	0	3	2	4
5.25	@ATL	29	5-20	0-1	1-2	1	6	7	3	1	0	3	3	11
5.27	DAL	28	9-14	2-3	7-7	1	5	6	3	1	0	2	1	27
5.30	@IND	34	7-16	1-1	3-4	1	1	2	3	0	0	11	2	18
6.1	@NYL	24	5-12	0-1	0-0	0	1	1	0	1	0	1	1	10
6.6	ATL	32	8-13	0-1	3-4	0	4	4	2	2	0	3	3	19
6.8	@WAS	33	7-17	0-0	3-3	3	6	9	1	1	0	3	3	17
6.15	CHI	36	8-20	1-2	2-2	1	5	6	1	1	0	1	4	19
6.17	@IND	29	6-17	0-1	8-8	2	2	4	3	0	1	1	2	20
6.18	PHO	14	1-5	0-1	0-0	1	3	4	1	0	0	4	1	2
6.20	DAL	28	8-17	0-2	10-11	4	2	6	1	1	0	1	2	26
6.22	@GSV	19	3-9	0-2	3-4	3	3	6	0	0	2	1	3	9
6.25	@LVA	28	7-17	0-0	4-4	1	2	3	2	1	0	3	1	18
6.27	@SEA	29	1-9	0-0	5-6	0	2	2	1	0	0	1	2	7
6.29	@MIN	21	1-6	0-0	2-2	0	1	1	1	0	1	2	1	4
7.6	LVA	23	5-12	0-0	1-2	1	3	4	2	2	0	0	0	11
7.9	SEA	34	11-22	0-0	7-8	3	8	11	0	0	1	1	2	29
7.11	@SEA	35	5-18	0-1	10-10	2	8	10	3	1	0	5	1	20
7.13	@LAS	34	3-10	0-1	3-4	2	5	7	3	1	0	4	2	9
7.15	IND													
7.24	LAS													
7.27	GSV													
7.28	SEA													
8.1	NYL													
8.3	NYL													
8.5	@PHO													
8.7	@LAS													
8.10	@LVA													
8.11	@GSV													
8.13	CHI													
8.17	IND													
8.19	@WAS													
8.21	WAS													
8.23	@CHI													
8.25	@NYL													
8.27	@DAL													
8.30	MIN													
9.1	ATL													
9.3	@CHI													
9.6	PHO													
9.8	@ATL													
9.10	ATL													

CAREER STATISTICS

YEAR	TM	G-GS	MIN	FG-FGA	3P-3PA	FT-FTA	OR	DR	TOT	AST	STL	BK	TO	PF	PTS
2010	CON	34-34	1054	206-423	0-1	116-152	129	269	398	51	25	57	71	72	528
2011	CON	34-34	1135	254-543	0-3	92-134	126	248	374	63	26	60	75	89	600
2012	CON	33-33	1095	250-501	1-5	93-116	123	222	345	57	17	47	74	64	594
2013	CON	29-29	950	218-545	0-3	85-113	98	195	293	42	27	28	64	57	521
2014	NYL	34-34	1118	236-511	0-0	118-157	89	231	320	74	44	30	78	57	590
2015	NYL	34-34	1052	243-531	1-5	93-130	72	216	288	83	24	23	82	56	580
2016	NYL	32-32	1076	273-622	17-49	125-154	74	243	317	121	27	25	63	48	688
2017	NYL	34-34	1094	262-593	24-69	123-153	69	249	318	87	28	24	80	74	671
2018	NYL	33-33	1087	263-556	31-95	94-122	63	168	231	90	24	20	93	84	651
2019	NYL	33-33	1027	220-566	11-59	108-133	65	184	249	78	23	29	85	92	559
2021	WAS	27-27	900	238-530	50-137	105-128	73	185	258	57	25	23	59	63	631
2022	2TM	34-26	982	198-433	39-110	67-81	51	198	249	67	25	23	73	96	502
2024	ATL	39-39	1160	243-533	11-42	84-107	97	277	374	89	36	20	61	96	581
2025	CON	21-20	597	117-290	4-19	85-97	31	82	113	33	16	7	52	39	323
CAREER		451-442	14336	3221-7177	189-597	1388-1777	1160	2967	4127	992	367	416	1010	987	8019

SEASON-CAREER HIGHS

- POINTS**
Season: 29, Seattle 7-9-25
Career: 36, Dallas 6-2-17
- TOTAL REBOUNDS**
Season: 11, Seattle 7-9-25
Career: 23, two times
- DEFENSIVE REBOUNDS**
Season: 8, two times
Career: 17, Atlanta 7-7-10
- OFFENSIVE REBOUNDS**
Season: 4, two times
Career: 9, Minnesota 8-3-10
- ASSISTS**
Season: 3, five times
Career: 10, two times
- BLOCKS**
Season: 2, two times
Career: 8, Washington 8-8-10
- STEALS**
Season: 3, Washington 5-18-25
Career: 7, Atlanta 5-24-16
- FIELD GOALS**
Season: 11, Seattle 7-9-25
Career: 14, four times
- FIELD GOAL ATTEMPTS**
Season: 22, Seattle 7-9-25
Career: 30, Indiana 6-19-21
- 3-POINT FIELD GOALS**
Season: 2, Dallas 5-27-25
Career: 5, two times
- 3-POINT FIELD GOAL ATTEMPTS**
Season: 3, Dallas 5-27-25
Career: 9, Connecticut 6-29-21
- FREE THROWS MADE**
Season: 10, Dallas 6-20-25
Career: 19, Phoenix 6-29-13
- FREE THROWS ATTEMPTED**
Season: 11, Dallas 6-20-25
Career: 24, Phoenix 6-29-13
- MINUTES**
Season: 36, Chicago 6-15-25
Career: 46, Chicago 6-23-11



BRIA HARTLEY | #14

GUARD | 5-9 | CONNECTICUT | 9/30/1992 | 9 YEARS PRO | 2014 RND 1 PICK 7

QUICK FACTS:

- Signed a training camp contract with the Connecticut Sun on May 11, 2025
- Returns to WNBA/Connecticut after most recently playing with the team during the 2022 regular season before suffering a season-ending ACL injury
- Has played with Washington (2014-16), New York (2017-19), Phoenix (2020-21) and Indiana (2022)
- Competed in the 2025 Athletes Unlimited season, where she averaged 15.1 points, 4.7 rebounds and 4.3 assists per game and finished tenth overall on the league's leader board.

GAME BY GAME STATISTICS

DATE	OPP	MIN	FG-FGA	3P-3PA	FT-FTA	OR	DR	TOT	AST	STL	BK	TO	PF	PTS
5.18	WAS	19	3-4	2-2	3-3	2	2	4	3	2	0	3	2	11
5.20	LVA	19	2-8	1-4	2-2	0	2	2	5	1	0	2	2	7
5.23	@MIN	23	1-6	1-3	2-2	0	0	0	4	0	0	4	3	5
5.25	@ATL	19	2-9	1-3	2-2	0	0	0	1	2	0	0	0	7
5.27	DAL	19	4-7	2-5	2-5	0	1	1	2	1	0	1	4	12
5.30	@IND	23	2-5	2-4	0-0	0	3	3	3	2	0	0	3	6
6.1	@NYL	16	2-6	1-2	0-0	0	0	0	0	0	0	3	2	5
6.6	ATL	26	5-11	0-2	1-1	0	4	4	6	0	0	2	2	11
6.8	@WAS	23	2-8	0-5	2-2	0	1	1	3	0	0	3	5	6
6.15	CHI	30	3-10	0-3	0-0	1	2	3	5	2	0	1	4	6
6.17	@IND	13	1-6	0-2	0-0	0	0	0	1	0	0	1	2	2
6.18	PHO	18	2-6	2-4	3-4	1	0	1	2	0	0	0	4	9
6.20	DAL	17	1-6	1-3	4-4	0	2	2	2	2	0	3	0	7
6.22	@GSV	20	2-8	2-6	1-1	0	3	3	3	1	0	2	1	7
6.25	@LVA	25	2-10	0-2	2-2	0	1	1	2	0	0	0	3	6
6.27	@SEA	30	7-13	3-6	2-4	0	4	4	6	1	0	2	2	19
6.29	@MIN	20	1-8	1-6	0-0	0	3	3	2	1	0	3	4	3
7.6	LVA	20	2-8	1-4	2-3	0	0	0	2	2	0	1	2	7
7.9	SEA	24	4-8	3-5	4-4	1	2	3	5	1	0	1	3	15
7.11	@SEA	29	2-4	1-2	2-2	0	5	5	2	0	0	4	5	7
7.13	@LAS	32	7-17	4-11	7-8	0	1	1	6	1	0	1	1	25
7.15	IND													
7.24	LAS													
7.27	GSV													
7.28	SEA													
8.1	NYL													
8.3	NYL													
8.5	@PHO													
8.7	@LAS													
8.10	@LVA													
8.11	@GSV													
8.13	CHI													
8.17	IND													
8.19	@WAS													
8.21	WAS													
8.23	@CHI													
8.25	@NYL													
8.27	@DAL													
8.30	MIN													
9.1	ATL													
9.3	@CHI													
9.6	PHO													
9.8	@ATL													
9.10	ATL													

CAREER STATISTICS

YEAR	TM	G-GS	MIN	FG-FGA	3P-3PA	FT-FTA	OR	DR	TOT	AST	STL	BK	TO	PF	PTS
2014	WAS	34-29	921	116-305	33-101	64-82	19	53	72	105	24	2	85	60	329
2015	WAS	25-0	306	34-112	11-46	26-34	4	26	30	41	12	1	21	23	105
2016	WAS	24-5	405	50-133	21-58	36-45	9	38	47	54	10	0	35	44	157
2017	NYL	34-24	727	99-238	38-110	29-39	10	61	71	70	19	5	49	55	265
2018	NYL	34-20	805	103-265	36-117	46-65	25	75	100	121	29	2	68	75	288
2019	NYL	24-18	545	79-210	24-73	53-66	18	59	77	76	18	1	50	55	235
2020	PHO	13-3	321	66-157	25-65	33-41	5	33	38	58	15	0	27	33	190
2021	PHO	6-0	51	9-16	4-7	0-0	2	2	4	5	1	0	5	1	22
2022	2TM	13-0	123	14-37	7-17	4-6	1	11	12	14	4	0	10	7	39
2025	CON	21-15	473	57-168	28-84	41-49	5	36	41	65	19	0	37	54	183
CAREER		228-114	4683	627-1641	227-678	332-427	98	394	492	609	151	11	387	407	1813

SEASON-CAREER HIGHS

POINTS

Season: 25, Los Angeles 7-13-25
Career: 27, New York 8-2-20

TOTAL REBOUNDS

Season: 5, Seattle 7-11-25
Career: 6, eight times

DEFENSIVE REBOUNDS

Season: 5, Seattle 7-11-25
Career: 6, Los Angeles 8-14-18

OFFENSIVE REBOUNDS

Season: 2, Washington 5-18-25
Career: 4, Indiana 6-1-19

ASSISTS

Season: 6, three times
Career: 9, Los Angeles 8-19-20

BLOCKS

Season:
Career: 2, Dallas 6-2-17

STEALS

Season: 2, four times
Career: 4, Atlanta 6-18-14

FIELD GOALS

Season: 7, two times
Career: 11, Seattle 6-22-14

FIELD GOAL ATTEMPTS

Season: 17, Los Angeles 7-13-25
Career: 18, two times

3-POINT FIELD GOALS

Season: 4, Los Angeles 7-13-25
Career: 4, eight times

3-POINT FIELD GOAL ATTEMPTS

Season: 11, Los Angeles 7-13-25
Career: 11, Los Angeles 7-13-25

FREE THROWS MADE

Season: 7, Los Angeles 7-13-25
Career: 8, two times

FREE THROWS ATTEMPTED

Season: 8, Los Angeles 7-13-25
Career: 8, six times

MINUTES

Season: 32, Los Angeles 7-13-25
Career: 39, New York 7-29-14



LEILA LACAN | #47

GUARD | 5-11 | FRANCE | 6/2/2004 | ROOKIE | 2024 RND 1 PICK 10 (CON)

QUICK FACTS:

- Signed a rookie-scale contract with the Connecticut Sun on February 8, 2025. Originally drafted 10th overall by the Sun in the 2024 WNBA Draft but did not participate in the 2024 season.
- Has competed with the French National team, winning silver at the 2024 Paris Olympics and bronze at the 2023 FIBA Women's EuroBasket.
- Competed with French professional club, Basket Landes, during the 2024-25 season and averaged 13.9 points, 2.8 rebounds and 3.1 assists per game.

GAME BY GAME STATISTICS

DATE	OPP	MIN	FG-FGA	3P-3PA	FT-FTA	OR	DR	TOT	AST	STL	BK	TO	PF	PTS
5.18	WAS													
5.20	LVA													
5.23	@MIN													
5.25	@ATL													
5.27	DAL													
5.30	@IND													
6.1	@NYL													
6.6	ATL													
6.8	@WAS													
6.15	CHI													
6.17	@IND													
6.18	PHO													
6.20	DAL													
6.22	@GSV													
6.25	@LVA													
6.27	@SEA													
6.29	@MIN													
7.6	LVA	23	1-2	1-2	2-2	0	0	0	1	0	0	2	4	5
7.9	SEA	19	3-6	0-3	2-2	0	4	4	3	0	0	1	4	8
7.11	@SEA	31	4-13	0-5	2-2	4	3	7	1	0	0	4	5	10
7.13	@LAS	30	3-7	1-3	0-0	0	2	2	4	1	1	1	3	7
7.15	IND													
7.24	LAS													
7.27	GSV													
7.28	SEA													
8.1	NYL													
8.3	NYL													
8.5	@PHO													
8.7	@LAS													
8.10	@LVA													
8.11	@GSV													
8.13	CHI													
8.17	IND													
8.19	@WAS													
8.21	WAS													
8.23	@CHI													
8.25	@NYL													
8.27	@DAL													
8.30	MIN													
9.1	ATL													
9.3	@CHI													
9.6	PHO													
9.8	@ATL													
9.10	ATL													

CAREER STATISTICS

YEAR	TM	G-GS	MIN	FG-FGA	3P-3PA	FT-FTA	OR	DR	TOT	AST	STL	BK	TO	PF	PTS
2025	CON	4-0	105	11-28	2-13	6-6	4	9	13	9	1	1	1	16	30
CAREER		4-0	105	11-28	2-13	6-6	4	9	13	9	1	1	1	16	30

SEASON-CAREER HIGHS

POINTS
Season: 10, Seattle 7-11-25
Career: 10, Seattle 7-11-25

TOTAL REBOUNDS
Season: 7, Seattle 7-11-25
Career: 7, Seattle 7-11-25

DEFENSIVE REBOUNDS
Season: 4, Seattle 7-9-25
Career: 4, Seattle 7-9-25

OFFENSIVE REBOUNDS
Season: 4, Seattle 7-11-25
Career: 4, Seattle 7-11-25

ASSISTS
Season: 4, Los Angeles 7-13-25
Career: 4, Los Angeles 7-13-25

BLOCKS
Season: 1, Los Angeles 7-13-25
Career: 1, Los Angeles 7-13-25

STEALS
Season: 1, Los Angeles 7-13-25
Career: 1, Los Angeles 7-13-25

FIELD GOALS
Season: 4, Seattle 7-11-25
Career: 4, Seattle 7-11-25

FIELD GOAL ATTEMPTS
Season: 13, Seattle 7-11-25
Career: 13, Seattle 7-11-25

3-POINT FIELD GOALS
Season: 1, two times
Career: 1, two times

3-POINT FIELD GOAL ATTEMPTS
Season: 5, Seattle 7-11-25
Career: 5, Seattle 7-11-25

FREE THROWS MADE
Season: 2, three times
Career: 2, three times

FREE THROWS ATTEMPTED
Season: 2, three times
Career: 2, three times

MINUTES
Season: 31, Seattle 7-11-25
Career: 31, Seattle 7-11-25



MARINA MABREY | #3

GUARD | 5-11 | NOTRE DAME | 9/14/1996 | 6 YRS PRO | 2019 RND 2 PICK 19 (LAS)

QUICK FACTS:

- Traded to the Sun on 7/17/24 from the Chicago Sky.
- Averaged 14.4 points, 4.4 rebounds, 4.1 assists and 1.1 steals per game in 2024
- Set new career-highs in rebounds (12) and blocks (3) and eclipsed 2,000 career-points in 2024.
- Competed in the inaugural season of Unrivaled during the 2024-25 WNBA offseason with Team Phantom.
- 2018 NCAA National Champion with the University of Notre Dame

GAME BY GAME STATISTICS

DATE	OPP	MIN	FG-FGA	3P-3PA	FT-FTA	OR	DR	TOT	AST	STL	BK	TO	PF	PTS
5.18	WAS	35	5-21	1-8	0-1	0	4	4	3	0	1	3	5	11
5.20	LVA	19	3-11	1-5	0-0	0	1	1	2	0	0	2	2	7
5.23	@MIN	31	7-19	4-12	4-4	0	8	8	6	0	0	3	5	22
5.25	@ATL	34	4-14	2-7	2-2	1	9	10	4	0	0	1	5	12
5.27	DAL	27	6-12	4-9	3-4	0	4	4	1	1	0	6	5	19
5.30	@IND	37	10-17	4-9	2-2	0	5	5	5	2	1	1	4	26
6.1	@NYL	28	2-11	2-9	2-2	0	4	4	2	1	0	2	5	8
6.6	ATL	33	13-22	3-8	5-6	0	4	4	4	0	1	1	2	34
6.8	@WAS	30	6-15	2-6	1-1	3	4	7	8	1	1	3	6	15
6.15	CHI	39	7-17	5-12	3-4	2	3	5	3	0	0	6	1	22
6.17	@IND	28	2-9	0-6	2-2	1	7	8	1	3	0	4	1	6
6.18	PHO	36	2-11	1-5	3-3	0	2	2	7	0	2	2	3	8
6.20	DAL	28	2-10	1-6	3-4	0	3	3	6	0	1	2	2	8
6.22	@GSV													
6.25	@LVA													
6.27	@SEA													
6.29	@MIN													
7.6	LVA													
7.9	SEA													
7.11	@SEA													
7.13	@LAS													
7.15	IND													
7.24	LAS													
7.27	GSV													
7.28	SEA													
8.1	NYL													
8.3	NYL													
8.5	@PHO													
8.7	@LAS													
8.10	@LVA													
8.11	@GSV													
8.13	CHI													
8.17	IND													
8.19	@WAS													
8.21	WAS													
8.23	@CHI													
8.25	@NYL													
8.27	@DAL													
8.30	MIN													
9.1	ATL													
9.3	@CHI													
9.6	PHO													
9.8	@ATL													
9.10	ATL													

CAREER STATISTICS

YEAR	TM	G-GS	MIN	FG-FGA	3P-3PA	FT-FTA	OR	DR	TOT	AST	STL	BK	TO	PF	PTS
2019	LAS	31-0	355	45-131	21-77	14-16	6	32	38	30	19	7	24	23	125
2020	DAL	18-12	403	68-158	38-91	16-24	11	48	59	43	25	2	31	37	190
2021	DAL	32-8	773	158-390	63-184	45-51	23	101	124	94	31	10	68	79	424
2022	DAL	34-32	951	178-424	61-174	47-69	20	104	124	125	28	13	82	86	464
2023	CHI	39-39	1169	202-491	89-228	92-110	34	112	146	140	29	18	86	93	585
2024	2TM	40-27	1235	214-518	98-260	49-69	22	152	174	163	45	17	94	104	575
2025	CON	13-13	410	69-189	30-102	30-35	7	58	65	52	8	7	36	46	198
CAREER		207-131	5296	934-2301	400-1116	293-374	123	607	730	647	185	74	421	468	2561

SEASON-CAREER HIGHS

POINTS

Season: 34, Atlanta 6-6-25
Career: 36, Indiana 6-15-23

TOTAL REBOUNDS

Season: 10, Atlanta 5-25-25
Career: 12, New York 7-13-24

DEFENSIVE REBOUNDS

Season: 9, Atlanta 5-25-25
Career: 12, New York 7-13-24

OFFENSIVE REBOUNDS

Season: 3, Washington 6-8-25
Career: 3, eight times

ASSISTS

Season: 8, Washington 6-8-25
Career: 10, Phoenix 5-19-22

BLOCKS

Season: 1, four= times
Career: 3, Connecticut 6-12-24

STEALS

Season: 2, Indiana 5-30-25
Career: 5, two times

FIELD GOALS

Season: 13, Atlanta 6-6-25
Career: 14, Indiana 6-15-23

FIELD GOAL ATTEMPTS

Season: 22, Atlanta 6-6-25
Career: 22, three times

3-POINT FIELD GOALS

Season: 5, Chicago 6-15-25
Career: 6, five times

3-POINT FIELD GOAL ATTEMPTS

Season: 12, two times
Career: 14, Seattle 5-22-21

FREE THROWS MADE

Season: 5, Atlanta 6-6-25
Career: 13, Dallas 8-6-23

FREE THROWS ATTEMPTED

Season: 6, Atlanta 6-6-25
Career: 14, Dallas 8-6-23

MINUTES

Season: 39, Chicago 6-15-25
Career: 41, Seattle 5-22-21



RAYAH MARSHALL | #13

FORWARD | 6-4 | USC | 11/15/2003 | ROOKIE | 2025 RND 2 PICK 25 (CON)

QUICK FACTS:

- Selected 25th overall by the Connecticut Sun in the 2025 WNBA Draft.
- Played four seasons at the University of Southern California (2021-2025)
- Accolades include: Big Ten All-Defensive Team (2025), All-Pac 12 First Team member (2023), Pac-12 All-Defensive Team member (2023), Pac-12 All-Freshman Team member (2022)
- Helped lead USC to back-to-back NCAA Elite Eight appearances (2024, 2025), as well as the 2024 Pac-12 tournament and 2025 Big Ten regular season championship titles.

GAME BY GAME STATISTICS

DATE	OPP	MIN	FG-FGA	3P-3PA	FT-FTA	OR	DR	TOT	AST	STL	BK	TO	PF	PTS
5.18	WAS													
5.20	LVA	10	0-3	0-1	0-0	1	5	6	1	0	1	0	2	0
5.23	@MIN													
5.25	@ATL	2	0-0	0-0	0-0	0	0	0	0	0	0	0	0	0
5.27	DAL	7	0-0	0-0	0-0	1	2	3	0	0	0	2	0	0
5.30	@IND													
6.1	@NYL	8	0-2	0-0	1-2	2	2	4	2	0	0	0	0	1
6.6	ATL													
6.8	@WAS													
6.15	CHI													
6.17	@IND	1	0-1	0-0	1-2	0	0	0	0	0	0	0	0	1
6.18	PHO													
6.20	DAL													
6.22	@GSV	10	2-4	0-0	1-1	1	2	3	0	0	0	2	1	5
6.25	@LVA													
6.27	@SEA													
6.29	@MIN	6	2-3	0-0	0-1	0	1	1	0	0	0	1	1	4
7.6	LVA	1	0-0	0-0	0-0	0	0	0	0	0	0	0	0	0
7.9	SEA													
7.11	@SEA													
7.13	@LAS													
7.15	IND													
7.24	LAS													
7.27	GSV													
7.28	SEA													
8.1	NYL													
8.3	NYL													
8.5	@PHO													
8.7	@LAS													
8.10	@LVA													
8.11	@GSV													
8.13	CHI													
8.17	IND													
8.19	@WAS													
8.21	WAS													
8.23	@CHI													
8.25	@NYL													
8.27	@DAL													
8.30	MIN													
9.1	ATL													
9.3	@CHI													
9.6	PHO													
9.8	@ATL													
9.10	ATL													

CAREER STATISTICS

YEAR	TM	G-GS	MIN	FG-FGA	3P-3PA	FT-FTA	OR	DR	TOT	AST	STL	BK	TO	PF	PTS
2025	CON	8-0	45	4-13	0-1	3-6	5	12	17	3	0	1	5	4	11
CAREER		8-0	45	4-13	0-1	3-6	5	12	17	3	0	1	5	4	11

SEASON-CAREER HIGHS

POINTS
Season: 5, Golden State 6-22-25
Career: 5, Golden State 6-22-25
TOTAL REBOUNDS
Season: 6, Las Vegas 5-20-25
Career: 6, Las Vegas 5-20-25
DEFENSIVE REBOUNDS
Season: 5, Las Vegas 5-20-25
Career: 5, Las Vegas 5-20-25
OFFENSIVE REBOUNDS
Season: 2, New York 6-1-25
Career: 2, New York 6-1-25
ASSISTS
Season: 2, New York 6-1-25
Career: 2, New York 6-1-25
BLOCKS
Season: 1, Las Vegas 5-20-25
Career: 1, Las Vegas 5-20-25
STEALS
Season:
Career:
FIELD GOALS
Season: 2, Golden State 6-22-25
Career: 2, Golden State 6-22-25
FIELD GOAL ATTEMPTS
Season: 4, Golden State 6-22-25
Career: 4, Golden State 6-22-25
3-POINT FIELD GOALS
Season:
Career:
3-POINT FIELD GOAL ATTEMPTS
Season: 1, Las Vegas 5-20-25
Career: 1, Las Vegas 5-20-25
FREE THROWS MADE
Season: 1, three times
Career: 1, three times
FREE THROWS ATTEMPTED
Season: 2, two times
Career: 2, two times
MINUTES
Season: 10, two times
Career: 10, two times



ANEESA MORROW | #24

FORWARD | 6-1 | LSU | 2/2/2003 | ROOKIE | 2025 RND 1 PICK 7 (CON)

QUICK FACTS:

- Selected seventh overall by the Connecticut Sun in the 2025 WNBA Draft.
- Played two seasons at DePaul University (2021-2023) before transferring to LSU for her final two collegiate seasons (2023-2025).
- Accolades include: Katrina McClain Award winner ('25), WBCA Coaches' All-American ('25), First-team All-American- USBWA ('25), USBWA/WBCA National Freshman of the Year ('22), 2x First-team All-SEC (24, 25), 2x First-team All-Big East ('22, '23), 2x NCAA season rebounding leader ('22, '25)

GAME BY GAME STATISTICS

DATE	OPP	MIN	FG-FGA	3P-3PA	FT-FTA	OR	DR	TOT	AST	STL	BK	TO	PF	PTS
5.18	WAS													
5.20	LVA													
5.23	@MIN	1	0-1	0-1	0-0	0	0	0	0	0	0	0	2	0
5.25	@ATL	10	1-4	1-1	0-0	2	5	7	0	0	0	1	2	3
5.27	DAL	8	1-3	0-1	1-5	0	0	0	0	0	0	1	2	3
5.30	@IND	2	1-1	0-0	0-0	1	0	1	0	0	0	0	0	2
6.1	@NYL	15	2-6	2-5	2-2	1	2	3	0	0	0	0	2	8
6.6	ATL	13	1-2	0-0	1-2	0	2	2	1	0	0	0	2	3
6.8	@WAS	17	1-4	0-1	0-0	0	0	0	1	1	1	2	3	2
6.15	CHI													
6.17	@IND	3	0-0	0-0	0-0	0	0	0	0	0	0	0	0	0
6.18	PHO	22	5-11	0-1	6-8	3	6	9	1	3	0	2	2	16
6.20	DAL	19	3-6	0-0	4-5	3	4	7	3	0	1	0	4	10
6.22	@GSV	15	4-9	1-2	5-7	3	1	4	0	0	0	1	4	14
6.25	@LVA	11	0-5	0-0	0-0	0	6	6	1	0	1	2	3	0
6.27	@SEA	26	9-14	2-2	0-0	4	7	11	1	2	0	3	2	20
6.29	@MIN	26	5-14	0-3	6-6	3	8	11	2	5	1	1	3	16
7.6	LVA	21	4-14	0-3	4-4	2	1	3	0	2	1	3	1	12
7.9	SEA	19	2-5	0-1	2-2	1	6	7	0	0	1	2	3	6
7.11	@SEA	10	1-3	0-2	2-2	0	1	1	0	0	0	0	2	4
7.13	@LAS	21	5-11	0-3	0-0	2	5	7	0	0	0	2	0	10
7.15	IND													
7.24	LAS													
7.27	GSV													
7.28	SEA													
8.1	NYL													
8.3	NYL													
8.5	@PHO													
8.7	@LAS													
8.10	@LVA													
8.11	@GSV													
8.13	CHI													
8.17	IND													
8.19	@WAS													
8.21	WAS													
8.23	@CHI													
8.25	@NYL													
8.27	@DAL													
8.30	MIN													
9.1	ATL													
9.3	@CHI													
9.6	PHO													
9.8	@ATL													
9.10	ATL													

CAREER STATISTICS

YEAR	TM	G-GS	MIN	FG-FGA	3P-3PA	FT-FTA	OR	DR	TOT	AST	STL	BK	TO	PF	PTS
2025	CON	18-2	259	45-113	6-26	33-43	25	54	79	10	13	6	20	35	129
CAREER		18-2	259	45-113	6-26	33-43	25	54	79	10	13	6	20	35	129

SEASON-CAREER HIGHS

- POINTS
Season: 20, Seattle 6-27-25
Career: 20, Seattle 6-27-25
- TOTAL REBOUNDS
Season: 11, two times
Career: 11, two times
- DEFENSIVE REBOUNDS
Season: 8, Minnesota 6-29-25
Career: 8, Minnesota 6-29-25
- OFFENSIVE REBOUNDS
Season: 4, Seattle 6-27-25
Career: 4, Seattle 6-27-25
- ASSISTS
Season: 3, Dallas 6-20-25
Career: 3, Dallas 6-20-25
- BLOCKS
Season: 1, four times
Career: 1, four times
- STEALS
Season: 5, Minnesota 6-29-25
Career: 5, Minnesota 6-29-25
- FIELD GOALS
Season: 9, Seattle 6-27-25
Career: 9, Seattle 6-27-25
- FIELD GOAL ATTEMPTS
Season: 14, Seattle 6-27-25
Career: 14, Seattle 6-27-25
- 3-POINT FIELD GOALS
Season: 2, two times
Career: 2, two times
- 3-POINT FIELD GOAL ATTEMPTS
Season: 5, New York 6-1-25
Career: 5, New York 6-1-25
- FREE THROWS MADE
Season: 6, two times
Career: 6, two times
- FREE THROWS ATTEMPTED
Season: 8, Phoenix 6-18-25
Career: 8, Phoenix 6-18-25
- MINUTES
Season: 26, two times
Career: 26, two times



OLIVIA NELSON-ODODA | #10

FORWARD | 6-5 | CONNECTICUT | 8/17/2000 | 3 YRS PRO | 2022 RND 2 PICK 19 (LAS)

QUICK FACTS:

- Traded to the Sun on Jan. 2023 from the Los Angeles Sparks.
- Appeared in 37 regular season games for the Sun, averaging 3.4 points, 2.5 rebounds and 0.6 blocks per game in 2024.
- Competed with Shanxi in Women's Chinese Basketball Association (WBCA) during the 2024-25 offseason.
- All-BIG EAST First Team ('22), BIG EAST Co-Defensive Player of the Year ('21) at UConn.

GAME BY GAME STATISTICS

DATE	OPP	MIN	FG-FGA	3P-3PA	FT-FTA	OR	DR	TOT	AST	STL	BK	TO	PF	PTS
5.18	WAS	24	5-8	0-0	8-8	3	5	8	0	0	0	0	4	18
5.20	LVA	20	3-7	0-1	2-2	2	1	3	2	0	1	2	3	8
5.23	@MIN	28	5-7	0-0	0-0	5	5	10	2	0	1	3	4	10
5.25	@ATL	21	4-7	0-0	3-6	0	5	5	0	0	2	1	2	11
5.27	DAL	25	1-5	0-0	4-6	2	3	5	3	2	0	0	1	6
5.30	@IND	28	2-8	0-0	4-4	3	6	9	0	1	1	0	4	8
6.1	@NYL	20	2-5	0-0	2-2	2	3	5	0	1	0	2	2	6
6.6	ATL	11	0-3	0-0	2-2	0	1	1	0	3	0	1	0	2
6.8	@WAS				OUT- LEFT ANKLE									
6.15	CHI	25	2-6	0-0	1-4	1	9	10	0	1	2	2	3	5
6.17	@IND	16	6-8	0-0	2-2	5	3	8	0	0	0	2	3	14
6.18	PHO	23	4-6	0-0	2-4	4	10	14	1	0	3	1	2	10
6.20	DAL	20	3-5	0-0	0-0	0	0	0	1	1	3	0	2	6
6.22	@GSV	22	0-5	0-0	4-6	1	5	6	3	0	5	1	5	4
6.25	@LVA	27	4-8	0-0	4-4	2	3	5	0	0	1	4	4	12
6.27	@SEA	27	5-7	0-0	2-5	0	6	6	2	3	2	0	3	12
6.29	@MIN	21	4-8	0-0	2-3	1	2	3	2	0	1	0	1	10
7.6	LVA	22	3-5	0-0	3-4	1	6	7	1	0	0	2	0	9
7.9	SEA	25	3-7	0-0	2-2	0	6	6	0	0	3	2	2	8
7.11	@SEA	34	4-5	0-0	2-2	2	6	8	1	1	2	0	1	10
7.13	@LAS	23	2-4	0-0	0-0	1	2	3	0	0	0	4	6	4
7.15	IND													
7.24	LAS													
7.27	GSV													
7.28	SEA													
8.1	NYL													
8.3	NYL													
8.5	@PHO													
8.7	@LAS													
8.10	@LVA													
8.11	@GSV													
8.13	CHI													
8.17	IND													
8.19	@WAS													
8.21	WAS													
8.23	@CHI													
8.25	@NYL													
8.27	@DAL													
8.30	MIN													
9.1	ATL													
9.3	@CHI													
9.6	PHO													
9.8	@ATL													
9.10	ATL													

CAREER STATISTICS

YEAR	TM	G-GS	MIN	FG-FGA	3P-3PA	FT-FTA	OR	DR	TOT	AST	STL	BK	TO	PF	PTS
2022	LAS	30-6	436	47-84	0-0	26-37	34	54	88	11	9	24	30	77	120
2023	CON	39-0	584	65-121	0-0	46-65	50	94	144	23	20	33	30	87	176
2024	CON	37-0	436	49-99	0-0	27-41	30	63	93	8	14	21	29	63	125
2025	CON	20-18	469	62-124	0-1	49-66	35	87	122	18	13	27	27	52	173
CAREER		126-24	1926	223-428	0-1	148-209	149	299	448	60	56	105	116	279	594

SEASON-CAREER HIGHS

POINTS

Season: 18, Washington 5-18-25
Career: 20, Chicago 9-10-23

TOTAL REBOUNDS

Season: 14, Phoenix 6-18-25
Career: 14, Phoenix 6-18-25

DEFENSIVE REBOUNDS

Season: 10, Phoenix 6-18-25
Career: 10, two times

OFFENSIVE REBOUNDS

Season: 5, two times
Career: 6, Indiana 8-4-23

ASSISTS

Season: 3, two times
Career: 4, two times

BLOCKS

Season: 5, Golden State 6-22-25
Career: 5, Golden State 6-22-25

STEALS

Season: 3, two times
Career: 3, five times

FIELD GOALS

Season: 5, three times
Career: 8, Chicago 9-10-23

FIELD GOAL ATTEMPTS

Season: 8, three times
Career: 14, Chicago 9-19-24

3-POINT FIELD GOALS

Season:
Career:

3-POINT FIELD GOAL ATTEMPTS

Season: 1, Las Vegas 5-20-25
Career: 1, Las Vegas 5-20-25

FREE THROWS MADE

Season: 8, Washington 5-18-25
Career: 8, Washington 5-18-25

FREE THROWS ATTEMPTED

Season: 8, Washington 5-18-25
Career: 8, Washington 5-18-25

MINUTES

Season: 28, Minnesota 5-23-25
Career: 35, Chicago 9-10-23



SANIYA RIVERS | #22

GUARD | 6-1 | NC STATE | 3/4/2003 | ROOKIE | 2025 RND 1 PICK 8 (CON)

QUICK FACTS:

- Selected eighth overall by the Connecticut Sun in the 2025 WNBA Draft.
- Played one season at University of South Carolina (2021-2022) before transferring to NC State for her final three collegiate seasons (2022-2025).
- Accolades include: 2x All-America Honorable Mention (2024, 2025), 2x All-ACC First Team member (2024, 2025), 2x ACC All-Defensive Team member (2024, 2025), ACC Sixth Player of the Year (2023)

GAME BY GAME STATISTICS

DATE	OPP	MIN	FG-FGA	3P-3PA	FT-FTA	OR	DR	TOT	AST	STL	BK	TO	PF	PTS
5.18	WAS													
5.20	LVA	25	3-7	1-2	4-4	0	4	4	2	2	1	3	0	11
5.23	@MIN	28	5-11	1-5	0-0	3	3	6	3	3	2	2	1	11
5.25	@ATL	28	1-5	0-0	0-0	1	1	2	3	0	0	2	2	2
5.27	DAL	21	3-9	0-3	2-2	0	2	2	2	0	0	1	4	8
5.30	@IND	32	3-6	3-5	3-4	0	2	2	6	0	0	0	1	12
6.1	@NYL	31	1-7	0-5	0-0	1	0	1	2	2	0	3	0	2
6.6	ATL	24	4-9	0-2	1-2	2	3	5	2	3	2	2	1	9
6.8	@WAS	21	1-6	0-2	0-0	0	0	0	2	2	1	3	3	2
6.15	CHI													
6.17	@IND	20	3-6	1-3	0-0	0	3	3	5	0	1	0	4	7
6.18	PHO	22	2-7	0-2	3-4	1	0	1	3	1	0	1	3	7
6.20	DAL	27	3-10	2-4	0-2	3	1	4	2	3	2	3	5	8
6.22	@GSV	32	1-6	0-3	0-0	0	4	4	3	2	2	2	1	2
6.25	@LVA	29	5-10	0-1	0-0	0	2	2	3	2	2	1	0	10
6.27	@SEA	24	1-6	0-1	2-3	0	1	1	6	2	2	3	2	4
6.29	@MIN	24	3-8	0-1	3-4	1	1	2	1	1	1	1	1	9
7.6	LVA	30	5-13	0-3	0-0	1	6	7	1	1	1	3	1	10
7.9	SEA	34	4-9	1-3	2-2	1	3	4	7	4	1	0	2	11
7.11	@SEA	34	4-13	2-5	2-4	0	2	2	3	2	0	1	0	12
7.13	@LAS	29	8-11	3-4	1-2	0	6	6	1	3	1	2	1	20
7.15	IND													
7.24	LAS													
7.27	GSV													
7.28	SEA													
8.1	NYL													
8.3	NYL													
8.5	@PHO													
8.7	@LAS													
8.10	@LVA													
8.11	@GSV													
8.13	CHI													
8.17	IND													
8.19	@WAS													
8.21	WAS													
8.23	@CHI													
8.25	@NYL													
8.27	@DAL													
8.30	MIN													
9.1	ATL													
9.3	@CHI													
9.6	PHO													
9.8	@ATL													
9.10	ATL													

CAREER STATISTICS

YEAR	TM	G-GS	MIN	FG-FGA	3P-3PA	FT-FTA	OR	DR	TOT	AST	STL	BK	TO	PF	PTS
2025	CON	19-16	521	60-159	14-54	23-33	14	44	58	57	33	19	33	32	157
CAREER		19-16	521	60-159	14-54	23-33	14	44	58	57	33	19	33	32	157

SEASON-CAREER HIGHS

POINTS
Season: 20, Los Angeles 7-13-25
Career: 20, Los Angeles 7-13-25
TOTAL REBOUNDS
Season: 7, Las Vegas 7-6-25
Career: 7, Las Vegas 7-6-25
DEFENSIVE REBOUNDS
Season: 6, two times
Career: 6, two times
OFFENSIVE REBOUNDS
Season: 3, two times
Career: 3, two times
ASSISTS
Season: 7, Seattle 7-9-25
Career: 7, Seattle 7-9-25
BLOCKS
Season: 2, six times
Career: 2, six times
STEALS
Season: 4, Seattle 7-9-25
Career: 4, Seattle 7-9-25
FIELD GOALS
Season: 8, Los Angeles 7-13-25
Career: 8, Los Angeles 7-13-25
FIELD GOAL ATTEMPTS
Season: 13, two times
Career: 13, two times
3-POINT FIELD GOALS
Season: 3, two times
Career: 3, two times
3-POINT FIELD GOAL ATTEMPTS
Season: 5, three times
Career: 5, three times
FREE THROWS MADE
Season: 4, Las Vegas 5-20-25
Career: 4, Las Vegas 5-20-25
FREE THROWS ATTEMPTED
Season: 4, four times
Career: 4, four times
MINUTES
Season: 34, two times
Career: 34, two times



JACY SHELDON | #4

GUARD | 5-10 | OHIO STATE UNIVERSITY | 8/23/2000 | 1 YEAR PRO | 2024 RND 1 PICK 5 (DAL)

QUICK FACTS:

- Traded to the Connecticut Sun from the Dallas Wings on February 2, 2025.
- Averaged 5.1 points, 2.1 rebounds and 2.5 assists per game for the Wings during her rookie season.
- Played five seasons at Ohio State University (2019-2024). Picked up First-Team All-Big Ten (2022, 2024), Second-Team All-Big Ten (2021), AP Third-Team All-American (2024), USBWA Second-Team All-American (2024) and Big Ten All-Defensive Team (2022, 2024) honors.
- Served as the Director of Player Development for OSU WBB during the 2024-2025 season.

GAME BY GAME STATISTICS

DATE	OPP	MIN	FG-FGA	3P-3PA	FT-FTA	OR	DR	TOT	AST	STL	BK	TO	PF	PTS
5.18	WAS	30	4-5	0-1	3-3	0	2	2	0	0	0	1	6	11
5.20	LVA	23	0-7	0-2	0-0	0	2	2	1	0	0	4	2	0
5.23	@MIN	29	2-8	2-3	0-0	1	0	1	4	0	0	3	1	6
5.25	@ATL	23	2-3	0-1	0-1	0	0	0	2	0	1	0	2	4
5.27	DAL	33	3-7	0-2	0-0	0	1	1	7	4	0	2	3	6
5.30	@IND	15	2-3	0-1	0-0	0	0	0	0	1	0	1	3	4
6.1	@NYL	27	4-7	1-4	1-1	3	0	3	2	2	0	2	2	10
6.6	ATL	19	1-3	0-1	0-0	1	0	1	2	0	0	0	2	2
6.8	@WAS	23	6-8	3-5	0-0	0	1	1	1	1	1	0	3	15
6.15	CHI	29	4-5	2-2	2-2	3	1	4	3	3	0	0	2	12
6.17	@IND	27	1-4	0-3	0-0	2	0	2	3	3	0	1	4	2
6.18	PHO	23	5-11	3-6	0-0	0	0	0	1	0	0	3	1	13
6.20	DAL	24	4-4	2-2	0-0	0	1	1	2	0	0	0	5	10
6.22	@GSV	28	3-8	2-6	2-2	1	1	2	2	1	1	0	1	10
6.25	@LVA	24	3-8	2-5	0-0	1	2	3	3	2	0	1	3	8
6.27	@SEA	28	5-6	2-2	3-3	2	2	4	1	0	0	3	2	15
6.29	@MIN	21	3-9	1-5	0-0	1	1	2	0	0	0	2	1	7
7.6	LVA	23	3-5	2-3	0-0	1	4	5	2	1	0	1	3	8
7.9	SEA	30	5-8	4-6	2-2	0	2	2	4	0	0	2	2	16
7.11	@SEA	11	0-0	0-0	0-0	0	1	1	1	0	1	1	3	0
7.13	@LAS	17	5-6	1-2	0-0	1	1	2	1	0	0	0	3	11
7.15	IND													
7.24	LAS													
7.27	GSV													
7.28	SEA													
8.1	NYL													
8.3	NYL													
8.5	@PHO													
8.7	@LAS													
8.10	@LVA													
8.11	@GSV													
8.13	CHI													
8.17	IND													
8.19	@WAS													
8.21	WAS													
8.23	@CHI													
8.25	@NYL													
8.27	@DAL													
8.30	MIN													
9.1	ATL													
9.3	@CHI													
9.6	PHO													
9.8	@ATL													
9.10	ATL													

CAREER STATISTICS

YEAR	TM	G-GS	MIN	FG-FGA	3P-3PA	FT-FTA	OR	DR	TOT	AST	STL	BK	TO	PF	PTS
2024	DAL	40-26	931	81-210	30-97	25-27	27	55	82	99	23	12	63	101	217
2025	CON	21-16	503	65-125	27-62	13-14	17	22	38	42	18	4	27	54	170
CAREER		61-42	1444	146-335	57-159	38-41	44	77	121	141	41	16	90	155	387

SEASON-CAREER HIGHS

POINTS
Season: 16, Seattle 7-9-25
Career: 17, Atlanta 7-5-24
TOTAL REBOUNDS
Season: 5, Las Vegas 7-6-25
Career: 6, Washington 6-23-24
DEFENSIVE REBOUNDS
Season: 4, Las Vegas 7-6-25
Career: 4, five times
OFFENSIVE REBOUNDS
Season: 3, two times
Career: 3, five times
ASSISTS
Season: 7, Dallas 5-27-25
Career: 8, Los Angeles 8-25-24
BLOCKS
Season: 1, three times
Career: 2, two times
STEALS
Season: 4, Dallas 5-27-25
Career: 4, Dallas 5-27-25
FIELD GOALS
Season: 6, Washington 6-8-25
Career: 6, three times
FIELD GOAL ATTEMPTS
Season: 11, Phoenix 6-18-25
Career: 12, Atlanta 7-5-24
3-POINT FIELD GOALS
Season: 4, Seattle 7-9-25
Career: 5, Atlanta 7-5-24
3-POINT FIELD GOAL ATTEMPTS
Season: 6, two times
Career: 8, Atlanta 7-5-24
FREE THROWS MADE
Season: 3, two times
Career: 4, two times
FREE THROWS ATTEMPTED
Season: 3, two times
Career: 4, two times
MINUTES
Season: 33, Dallas 5-27-25
Career: 37, two times

CONNECTICUT SUN 2025 HEAD SHOT CHART



**#1 MARINA
MABREY**




**#4 JACY
SHELDON**



**#10 OLIVIA
NELSON-ODODA**



**#13 RAYAH
MARSHALL**




**#14 BRIA
HARTLEY**



**#15 LINDSAY
ALLEN**



**#22 SANIYA
RIVERS**



**#24 ANEESAH
MORROW**



**#31 TINA
CHARLES**



**#47 LEILA
LACAN**

CONNECTICUT SUN 2025 HEAD SHOT CHART



**GENERAL MANAGER
MORGAN TUCK**



**HEAD COACH
RACHID MEZIANE**



**ASST. COACH
PASCAL ANGILLIS**



**ASST. COACH
RONEEKA HODGES**




**ASST. COACH
ASHLEE MCGEE**



**HEAD OF PLAYER DEVELOPMENT
CHAZ FRANKLIN**



**PLAYER DEVELOPMENT COACH
BAK SAWI**



**PLAYER DEVELOPMENT COACH
KEVIN OWENS**



**MANAGER OF BASKETBALL
DEVELOPMENT
KRISTEN MANN**




**BASKETBALL DEVELOPMENT
INTERNS
SHAVONTE ZELLOUS**



**DIRECTOR OF HEALTH &
PERFORMANCE
RYAN NEWTON**



**ASST. ATHLETIC TRAINER
JEANIE BROOKS**



**STRENGTH & CONDITIONING
COACH
ANALISSE RIOS**



**MANAGER OF BASKETBALL
OPERATIONS
KRISTINA BEAUCHAIS**



**EQUIPMENT MANAGER
EMILY FEDOR**



**BASKETBALL
INTELLIGENCE
JAMES HYMAN**