



MEDIA GUIDE

TABLE OF CONTENTS

GENERAL INFORMATION

2024 QUICK FACTS.....	6
2024 OPENING DAY ROSTER	7-8
2024 SCHEDULE	9

BASKETBALL STAFF

TEAM PRESIDENT JENNIFER RIZZOTTI.....	10
GENERAL MANAGER DARIUS TAYLOR.....	11
ASSISTANT GENERAL MANAGER MORGAN TUCK	11
HEAD COACH STEPHANIE WHITE	12
ASSISTANT COACH BRIANN JANUARY.....	13
ASSISTANT COACH AUSTIN KELLY.....	14
ASSISTANT COACH ABI OLAJUWON.....	15

2024 CONNECTICUT SUN

RACHEL BANHAM.....	16-18
DEWANNA BONNER	19-24
DIJONAI CARRINGTON.....	26-26
QUEEN EGBO	27-28
TYASHA HARRIS.....	29-30
MORIAH JEFFERSON	31-33
BRIONNA JONES	34-36
TIFFANY MITCHELL.....	37-39
ASTOU NDOUR-FALL.....	40-41
OLIVIA NELSON-ODODA	42-42
ALYSSA THOMAS	44-48

2023 SEASON IN REVIEW

SCHEDULE AND RESULTS	49
REGULAR FINAL STATISTICS	50-54

CONNECTICUT SUN HISTORY

CONNECTICUT SUN ALL-TIME ROSTER.....	56-72
CONNECTICUT SUN ALL-TIME DRAFT HISTORY	73-74
CONNECTICUT SUN BY U.S. COLLEGE/INTERNATIONAL.....	75-76
2022 SEASON-1999 SEASON.....	77-173



TABLE OF CONTENTS (CONT.)

CONNECTICUT SUN COACHING HISTORY	174-176
CONNECTICUT SUN RECORDS.....	177
SUN CAREER LEADERS	178-180
SUN SEASON LEADERS.....	181
YEAR BY YEAR LEADERS.....	182-186
SUN INDIVIDUAL HIGHS	187
SUN TEAM HIGHS.....	188
SUN TEAM LOWS.....	189
OPPONENT HISTORY	190
ATLANTA DREAM	191
CHICAGO SKY	192
DALLAS WINGS.....	193
INDIANA FEVER	194
LAS VEGAS ACES.....	195
LOS ANGELES SPARKS.....	196
MINNESOTA LYNX.....	197
NEW YORK LIBERTY	198
PHOENIX MERCURY	199
SEATTLE STORM.....	200
WASHINGTON MYSTICS.....	201
OPPONENT RECORDS	202
OPPONENT INDIVIDUAL HIGHS	203
OPPONENT TEAM HIGHS	204
OPPONENT TEAM LOWS	205
CONNECTICUT SUN ACCOLADES.....	206-208
CONNECTICUT SUN PLAYOFF RECORDS.....	209
FRANCHISE GAME-BY-GAME RESULTS	210-212
FRANCHISE SERIES PLAYOFF RECORDS	212
SUN PLAYOFF CAREER LEADERS.....	213-214
SUN PLAYOFF INDIVIDUAL HIGHS.....	215
SUN PLAYOFF TEAM HIGHS.....	216
SUN PLAYOFF TEAM LOWS.....	217



TABLE OF CONTENTS (CONT.)

CONNECTICUT SUN PLAYOFF RECORDS

OPPONENT PLAYOFF INDIVIDUAL HIGHS	218
OPPONENT PLAYOFF TEAM HIGHS	219
OPPONENT PLAYOFF TEAM LOWS	220





MEDIA GUIDE

QUICK FACTS

GENERAL

NameConnecticut Sun
Location..... Uncasville, CT
Owners Mohegan Tribe
Team President.....Jennifer Rizzotti
General Manager..... Darius Taylor
Assistant General Manager.....Morgan Tuck
Home Court.....Mohegan Sun Arena

COACHING STAFF

Head Coach Stephanie White
Alma MaterPurdue '99
Career Record (4th Yr; 2nd Yr. w./ Sun) 64-44
Playoff Record 9-10
Assistant Coach Briann January (2nd Season)
Alma Mater Arizona State '09
Assistant Coach Austin Kelly (2nd Season)
Alma Mater Duke '11
Assistant Coach Abi Olajuwon (2nd Season)
Alma MaterOklahoma '10

SUPPORT STAFF

Player Development Coach..... Keith Porter
Head Athletic Trainer Ryan Newton
Strength and Conditioning Coach Analisse Rios
Director of Basketball Operations Peter Feeney
Video CoordinatorAdam Helmer

TEAM INFORMATION

2023 Record..... 27-13
Home 13-7
Away 14-6
Eastern Conference Record..... 14-6
Home 6-4
Away 8-2
2023 Postseason Record 3-4
Home 1-2
Away 2-2

FRANCHISE HISTORY (SUN & MIRACLE)

Franchise All-Time Record..... 471-365 (.563)
Connecticut Sun All-Time Record..... 411-297 (.581)
Orlando Miracle All-Time Record 60-68 (.469)
Franchise All-Time Postseason Record 40-41 (.494)
Connecticut Sun All-Time Postseason Record 39-39 (.500)
Orlando Miracle All-Time Postseason Record..... 1-2 (.333)
Franchise Postseason Appearances..... 16
Franchise Finals Appearances..... 4 ('04, '05, '19, '22)
Commissioner's Cup All-Time Record.....21-9 (.700)

ROSTER INFORMATION

0- Queen Egbo (F-C)..... Baylor (3rd Season)
1- Rachel Banham (G) Minnesota (9th Season)
3- Tiffany Mitchell (G)..... South Carolina (9th Season)
4- Moriah Jefferson (G)..... Connecticut (8th Season)
10- Olivia Nelson-Ododa (C) Connecticut (3rd Season)
21- DiJonai Carrington (G-F).....Baylor (4th Season)
24- DeWanna Bonner (F-G) Auburn (15th Season)
25- Alyssa Thomas (F)..... Maryland (11th Season)
42- Brionna Jones (F) Maryland (8th Season)
45- Astou Ndour-Fall (C-F) Spain (7th Season)
52- Tyasha Harris (G) South Carolina (5th Season)

SOCIAL MEDIA

Instagram.....@connecticutsun
Twitter@connecticutsun
FacebookFacebook.com/connecticutsun
Tik Tok.....@connecticutsun

MEDIA RELATIONS CONTACTS

Manager of CommunicationsAlexandra Maund
Emailamaund@connecticutsun.com
Office Phone.....860-862-9866
Cell Phone860-705-9649
Public Relations Specialist..... Caroline O'Keefe
Email cokeefe@connecticutsun.com
Cell Phone860-862-7561
Connecticut Sun PR Twitter.....@CTSUNPR



2024 OPENING DAY ROSTER

ALPHABETICAL ROSTER

NO.	NAME	POS	HT	WT	PRON	DOB	EXP	FROM
1	Rachel Banham	G	5-10	181	She/Her	July 15, 1993	8	Minnesota
24	DeWanna Bonner	F-G	6-4	143	She/Her	August 21, 1987	14	Auburn
21	DiJonai Carrington	G-F	5-11	175	She/Her	January 8, 1998	3	Baylor
0	Queen Egbo	F-C	6-4	190	She/Her	June 29, 2000	2	Baylor
52	Tyasha Harris	G	5-10	152	She/Her	May 1, 1998	4	South Carolina
4	Moriah Jefferson	G	5-6	130	She/Her	March 8, 1994	7	Connecticut
42	Brionna Jones	F	6-3	230	She/Her	December 18, 1995	7	Maryland
3	Tiffany Mitchell	G	5-9	169	She/Her	September 23, 1994	8	South Carolina
45	Astou Ndour-Fall	C-F	6-5	162	She/Her	August 22, 1994	6	Spain
10	Olivia Nelson-Ododa	C	6-5	173	She/Her	August 17, 2000	2	Connecticut
25	Alyssa Thomas	F	6-2	185	She/Her	April 12, 1992	10	Maryland

NUMERICAL ROSTER

NO.	NAME	POS	HT	WT	PRON	DOB	EXP	FROM
0	Queen Egbo	F-C	6-4	190	She/Her	June 29, 2000	2	Baylor
1	Rachel Banham	G	5-10	181	She/Her	July 15, 1993	8	Minnesota
3	Tiffany Mitchell	G	5-9	169	She/Her	September 23, 1994	8	South Carolina
4	Moriah Jefferson	G	5-6	130	She/Her	March 8, 1994	8	Connecticut
10	Olivia Nelson-Ododa	C	6-5	173	She/Her	August 17, 2000	2	Connecticut
21	DiJonai Carrington	G-F	5-11	175	She/Her	January 8, 1998	3	Baylor
24	DeWanna Bonner	F-G	6-4	143	She/Her	August 21, 1987	14	Auburn
25	Alyssa Thomas	F	6-2	185	She/Her	April 12, 1992	10	Maryland
42	Brionna Jones	F	6-3	230	She/Her	December 18, 1995	7	Maryland
45	Astou Ndour-Fall	C-F	6-5	162	She/Her	August 22, 1994	6	Spain
52	Tyasha Harris	G	5-10	152	She/Her	May 1, 1998	4	South Carolina

COACHING STAFF

Head Coach - Stephanie White (Purdue '99)

Assistant Coach - Briann January (Arizona State '09)

Assistant Coach - Abi Olajuwon (Oklahoma '10)

Assistant Coach - Austin Kelly (Duke '11)

PRONUNCIATION GUIDE

Rachel Banham- Rachel [Ban-um]

DeWanna Bonner- [Duh-wan-uh] [Bonn-er]

DiJonai Carrington- [Dee-JUH-nay] Carrington

Queen Egbo- Queen [egg-bow]

Tyasha Harris- [Tie-ay-sha] Harris

Moriah Jefferson- [More-i-uh] Jefferson

Brionna Jones- [Bree-ON-uh] Jones

Tiffany Mitchell- Tiffany Mitchell

Astou Ndour-Fall- [ah-stew] [doo]-Fall

Olivia Nelson-Ododa- [Uh-liv-ia] Nelson [uh-dough-duh]

Alyssa Thomas- [Uh-lyss-uh] Thomas



2024 OPENING DAY ROSTER



**#1 RACHEL
BANHAM**



**#24 DEWANNA
BONNER**



**#21 DIJONAI
CARRINGTON**



**#0 QUEEN
EGBO**



**#52 TYASHA
HARRIS**



**#4 MORIAH
JEFFERSON**



**#42 BRIONNA
JONES**



**#3 TIFFANY
MITCHELL**



**#45 ASTOU
NDOUR-FALL**



**#10 OLIVIA
NELSON-ODODA**



**#25 ALYSSA
THOMAS**



**HEAD COACH
STEPHANIE WHITE**



**ASSISTANT COACH
BRIANN JANUARY**



**ASSISTANT COACH
AUSTIN KELLY**



**ASSISTANT COACH
ABI OLAJUWON**



2024 CONNECTICUT SUN SCHEDULE

DAY	DATE	TIME	OPPONENT	LOCATION	BROADCAST
Tuesday	May 14	7:30 PM ET	Indiana Fever	Mohegan Sun Arena, Uncasville, CT	ESPN2
Friday	May 17	7:30 PM ET	Washington Mystics	Mohegan Sun Arena, Uncasville, CT	ION
Monday	May 20	7:00 PM ET	Indiana Fever	Gainbridge Fieldhouse, Indianapolis, IN	NBC Sports Boston
Thursday	May 23	7:00 PM ET	Minnesota Lynx	Mohegan Sun Arena, Uncasville, CT	NBC Sports Boston
Saturday	May 25	8:00 PM ET	Chicago Sky	Wintrust Arena, Chicago, IL	NBC Sports Boston/ CBSSN
Tuesday	May 28	7:00 PM ET	Phoenix Mercury	Mohegan Sun Arena, Uncasville, CT	NBC Sports Boston/ CBSSN
Friday	May 31	7:30 PM ET	Dallas Wings	Mohegan Sun Arena, Uncasville, CT	ION
Sunday	June 2	3:00 PM ET	Atlanta Dream	Gateway Center Arena, Atlanta, GA	NBC Sports Boston
Tuesday	June 4	7:00 PM ET	Washington Mystics	Mohegan Sun Arena, Uncasville, CT	NBC Sports Boston
Saturday	June 8	1:00 PM ET	New York Liberty	Mohegan Sun Arena, Uncasville, CT	ABC
Monday	June 10	7:00 PM ET	Indiana Fever	Mohegan Sun Arena, Uncasville, CT	NBC Sports Boston
Wednesday	June 12	8:00 PM ET	Chicago Sky	Wintrust Arena, Chicago, IL	NBC Sports Boston
Saturday	June 15	1:00 PM ET	Dallas Wings	College Park Center, Arlington, TX	CBS
Tuesday	June 18	7:00 PM ET	Los Angeles Sparks	Mohegan Sun Arena, Uncasville, CT	NBC Sports Boston
Friday	June 21	10:00 PM ET	Las Vegas Aces	Michelob ULTRA Arena, Las Vegas, NV	ION
Sunday	June 23	3:00 PM ET	Seattle Storm	Climate Pledge Arena, Seattle, WA	NBC Sports Boston
Thursday	June 27	7:00 PM ET	Washington Mystics	Entertainment and Sports Arena, Washington, DC	NBC Sports Boston
Friday	June 28	7:30 PM ET	Atlanta Dream	Mohegan Sun Arena, Uncasville, CT	ION
Monday	July 1	10:00 PM ET	Phoenix Mercury	Footprint Center, Phoenix, AZ	NBC Sports Boston
Thursday	July 4	8:00 PM ET	Minnesota Lynx	Target Center, Minneapolis, MN	NBC Sports Boston
Sunday	July 7	1:00 PM ET	Atlanta Dream	Mohegan Sun Arena, Uncasville, CT	ESPN
Wednesday	July 10	11:00 AM ET	New York Liberty	Mohegan Sun Arena, Uncasville, CT	NBC Sports Boston
Sunday	July 14	1:00 PM ET	Phoenix Mercury	Mohegan Sun Arena, Uncasville, CT	ABC
Tuesday	July 16	7:00 PM ET	New York Liberty	Barclays Center, Brooklyn, NY	NBC Sports Boston
Friday	August 16	9:30 PM ET	Dallas Wings	College Park Center, Arlington, TX	ION
Sunday	August 18	3:00 PM ET	Atlanta Dream	Gateway Center Arena, Atlanta, GA	NBC Sports Boston
Tuesday	August 20	7:00 PM ET	Los Angeles Sparks	TD Garden, Boston, MA	NBC Sports Boston
Friday	August 23	7:30 PM ET	Chicago Sky	Mohegan Sun Arena, Uncasville, CT	ION
Saturday	August 24	7:00 PM ET	New York Liberty	Barclays Center, Brooklyn, NY	NBC Sports Boston
Wednesday	August 28	7:00 PM ET	Indiana Fever	Gainbridge Fieldhouse, Indianapolis, IN	NBC Sports Boston
Saturday	August 31	3:00 PM ET	Washington Mystics	Entertainment and Sports Arena, Washington, DC	NBC Sports Boston
Sunday	September 1	1:00 PM ET	Seattle Storm	Mohegan Sun Arena, Uncasville, CT	NBC Sports Boston
Tuesday	September 3	7:00 PM ET	Seattle Storm	Mohegan Sun Arena, Uncasville, CT	NBC Sports Boston
Friday	September 6	7:30 PM ET	Las Vegas Aces	Mohegan Sun Arena, Uncasville, CT	ION
Sunday	September 8	9:00 PM ET	Los Angeles Sparks	Crypto.com Arena, Los Angeles, CA	NBC Sports Boston
Tuesday	September 10	10:00 PM ET	Los Angeles Sparks	Crypto.com Arena, Los Angeles, CA	NBC Sports Boston
Friday	September 13	10:00 PM ET	Phoenix Mercury	Footprint Center, Phoenix, AZ	ION
Sunday	September 15	6:00 PM ET	Las Vegas Aces	Michelob ULTRA Arena, Las Vegas, NV	NBC Sports Boston/ CBSSN
Tuesday	September 17	7:00 PM ET	Minnesota Lynx	Mohegan Sun Arena, Uncasville, CT	NBC Sports Boston
Thursday	September 19	7:00 PM ET	Chicago Sky	Mohegan Sun Arena, Uncasville, CT	NBC Sports Boston

*Denotes Home Game

*Denotes Commissioner's Cup Game





JENNIFER RIZZOTTI

TEAM PRESIDENT, CONNECTICUT SUN

Rizzotti enters her fourth season as the Team President for the Connecticut Sun. She is responsible for the overall basketball and business operations for the Mohegan Tribe-owned WNBA franchise that plays its home games in Mohegan Sun Arena. Jennifer Rizzotti had a storied career for the UConn Huskies from 1992 – 1996, where she helped lead UConn’s 1995 team to a 35-0 season that ended in a Division 1 NCAA Women’s Basketball Championship. A former All-American and the NCAA Regional Most Outstanding Player after her junior and senior seasons, in 1996 Rizzotti virtually swept the postseason awards as Big East Player of the Year, Big East Scholar-Athlete of the Year, the Associated Press Player of the Year, the Honda-Broderick Cup for Collegiate Woman Athlete of the Year, the Frances Pomeroy Naismith Award recipient, and the Wade Trophy winner. Rizzotti was inducted into the Women’s Basketball Hall of Fame in 2013, joining fellow UConn legends, Coach Geno Auriemma (2006 inductee) and Rebecca Lobo (a 2010 inductee).

After playing eight seasons of professional basketball following college, which included two championship seasons with the Houston Comets (1999 & 2000), Rizzotti embarked on a coaching career that led her to the University of Hartford (UHart) where she spent 17 seasons. During her tenure with UHart, Rizzotti became America East Conference “Coach of the Year” in 2006, 2007 and 2010 and took the Hawks to five NCAA tournaments. Rizzotti also served as the head coach of the George Washington Women’s basketball team for five years, beginning with with a 20-10 season in 2016-17 and a share of the A-10 regular season title. A trip to the NCAA Tournament would come in 2018 as well, after coaching George Washington to an A-10 Tournament title.

Rizzotti has also been an integral part of USA Women’s Basketball. Most recently, she served as the Head Coach for the 2023 USA 3x3 Women’s Pan American Team, taking home the gold in October, 2023. In 2011, she was named USA Basketball “Coach of the Year” and also served as an Assistant Coach for the gold medal winning 2021 Women’s USA Olympic Team in Tokyo, Japan. In February 2024, Rizzotti was named the head coach of the 2024 USA 3x3 Women’s National Team, which is set to defend the 2020 gold medal at the Olympic Games in Paris.





DARIUS TAYLOR

GENERAL MANAGER, CONNECTICUT SUN

Taylor enters his second season as the General Manager of the Connecticut Sun after a four-year stint with the Atlanta Dream, where he served in several roles throughout his time there as Assistant Coach, Interim Head Coach and Assistant General Manager. During Taylor's time at the Dream, he helped Atlanta secure the #1 pick in the 2022 WNBA Draft, selecting Rhyne Howard who earned WNBA Rookie of the Year. Prior to his time in Atlanta, Taylor served as an Assistant Coach under Dawn Staley, helping recruit the team that won South Carolina's first NCAA National Championship. Taylor brings a unique and varied skill set to his new position, having spent time across many different aspects of the basketball world- as a player, as a Manager of Community and Player programs in the NBA's Development League, and as an Assistant Director of Competitive Programs with USA Basketball.



MORGAN TUCK

ASSISTANT GENERAL MANAGER, CONNECTICUT SUN

Tuck assumes the role of Assistant General Manager after joining the Connecticut Sun in a front office role in May of 2021 as the Director of Franchise Development. Prior to that, Tuck had spent five years as a player in the WNBA, spending four seasons with the Connecticut Sun, after being drafted with the third overall pick by the franchise in 2016, and her last season with the Seattle Storm where she won a WNBA Championship in 2020. Tuck also played at the University of Connecticut from 2013-2016, leaving a four-time NCAA National Champion and with a 151-5 record, the most victories for college basketball players (including her teammates Moriah Jefferson and Breanna Stewart). She is also extremely familiar with the international basketball circuit, having been a part of four USA Basketball squads, mostly recently winning gold at the 2018 World Cup in Spain. Tuck's knowledge and experiences as a player for the Connecticut Sun will serve as a major strength as she takes a more active role in the basketball side of the Connecticut Sun front office.





STEPHANIE WHITE

HEAD COACH

RECORD: 64-44

EXPERIENCE: 3 YEARS

SCHOOL: PURUDE UNIVERSITY

Stephanie White was named the head coach of the Connecticut Sun on November 21, 2022; becoming the franchise’s sixth head coach. White, an Indiana native, brings a wealth of basketball knowledge to Connecticut, having enjoyed great success at every level of the game as a player, coach and television analyst.

In her first season in Connecticut in 2023, White guided the Sun to a 27-13 record, setting a new franchise record for victories in a single season. She was awarded for her success, being named the 2023 WNBA Coach of the Year and Associated Press Coach of the Year. White also was named WNBA Coach of the Month for May, after leading the team to a 4-1 record, marking the best start by a Sun head coach in their debut season. The Indiana native earned a spot as a head coach in the 2023 AT&T WNBA All-Star Game after guiding the Sun to the second-best record (12-4) in the league through June. At the All-Star Game in Las Vegas, White led Team Stewart to a 143-127 victory over Team Wilson. She also led the Sun to their seventh consecutive playoff appearance and fifth consecutive WNBA Semifinals.

White has a combined 16 seasons of experience as a player and coach in the WNBA. Prior to Connecticut, she spent two seasons as the head coach of the Indiana Fever (2015,2016), compiling an overall record of 37-31 and a playoff record of 6-6, including a trip to the 2015 WNBA Finals and a 2016 postseason berth. Prior to becoming a head coach for the Fever, White spent four seasons as an assistant coach (2011-2014), most notably helping lead Indiana to their first WNBA Championship in 2012.

Prior to her time with the Fever, White was an assistant coach with the Chicago Sky from 2007-2010. She has also served as an assistant coach at the collegiate level at Toledo (2005-2007), Kansas State (2004-2005) and Ball State (2003-2004). Her most recent coaching stint was from 2016-2021, where she spent five seasons as the Head Coach of Vanderbilt University women’s basketball team. At Vanderbilt, White played a crucial role in rebuilding the young program she inherited, where she coached five players to the SEC All-Freshman team [2017 (2), 2018, 2019, 2020], a player to the 2019 Second-Team All-SEC and a player to the 2020 SEC All-Defensive Team.

As a player, White played five seasons in the WNBA. She was drafted with the 21st overall pick in the 1999 WNBA draft by the Charlotte Sting, where she played her rookie season in the league. In 2000, White was acquired by the Indiana Fever in the franchise’s inaugural season. After four seasons with the Fever, she currently sits 19th in games played (112) and 14th in assists (225), steals (115) and three-point field goals made (92).

White also had a standout collegiate career, playing four seasons for Purdue from 1995-1999. During her senior campaign, she led the Boilermakers to the 1999 NCAA National Championship, while also picking up Big Ten Conference Player of the Year and Wade Trophy honors. At Purdue, White amassed 2,182 career points and was inducted into the Purdue Athletics Hall of Fame in 2006.

Off the hardwood, White has served as a college basketball analyst for ESPN and the Big Ten Network since 2007. She has appeared both in-studio and on the sidelines as an analyst, most notably co-hosting the Big Ten Women’s Basketball Tournament for many seasons. White has also worked as an Indiana Pacers Reporter for FOX Sports Indiana.

SEASON	TEAM	GAMES	RECORD	PCT.	POSTSEASON	RECORD	PCT.
2015	Indiana	34	20-14	.588	WNBA Finals	6-5	.545
2016	Indiana	34	17-17	.500	First Round	0-1	.000
2023	Connecticut	40	27-13	.675	WNBA Semifinals	3-4	.429
TOTAL		108	64-44	.593		9-10	.474





BRIANN JANUARY

ASSISTANT COACH

EXPERIENCE: 1 YEAR

SCHOOL: ARIZONA STATE UNIVERSITY

Briann January enters her second season as the assistant coach for the Connecticut Sun after finishing her seasoned career in the WNBA during the 2022 season. The Spokane native was drafted sixth in the 2009 WNBA Draft by the Indiana Fever, where she would go on to be a WNBA Champion in 2012. She averaged 7.8 points, 1.7 rebounds, 3.4 assists and 1.0 steals over nine seasons in Indiana, two in Phoenix, two in Connecticut and one with Seattle.

January is widely heralded for her defensive abilities, as she was named an All-WNBA Defensive Team member seven times throughout her career. She also enters into the WNBA coaching ranks with a plethora of playoff experience, appearing in postseason contests 13 out of 14 seasons in the league. In her final season, January provided a crucial veteran presence off the bench, helping the Storm reach their fifth all-time in games played (68) and sixth all-time in assists (242) in WNBA postseason history.

As a member of the Sun from 2020-2021, January finished with a 36-18 record, starting in all but three regular season contests. During her final season in Connecticut, she averaged 7.0 points, 1.4 rebounds and 3.1 assists per game. January also helped propel the Sun to a No. 1 seed in the 2021 WNBA playoffs, after the team finished the regular season on a franchise record 14-game win streak.

During the WNBA offseason, January has held assistant coach positions at both Adelphi University and Arizona State University, her alma mater. January was with Adelphi in 2013-14, where she helped them to a 23-8 record and a NCAA Division II Regional Semifinal appearance. The Sun Devils' all-time leader in assists, January returned to Arizona State's sideline in April of 2017, serving as an assistant coach for one season. With January's assistance, Arizona State finished with a 22-13 overall record and boasted a No.7 seed in the 2018 NCAA Tournament.

January played four seasons for Arizona State University. She is a two-time AP honorable mention all-American, and also picked up the Pac-10 Defensive Player of the Year award twice during her collegiate career (2008, 2009). During her senior season, January set the program's single-season record for 3-point field goals (65). In November 2021, the university retired her jersey number, 20.





AUSTIN KELLY

ASSISTANT COACH

EXPERIENCE: 1 YEAR

SCHOOL: DUKE UNIVERSITY

Austin Kelly enters his second season as an assistant coach for the Connecticut Sun. Prior to Connecticut, Kelly coached as an assistant and recruiting coordinator for two seasons with the University of Texas Arlington women's basketball team. During the 2022-23 season, UTA finished with a 14-17 overall record, including an eighth place finish in their first season in the Western Athletic Conference (WAC) at 8-10.

During the 2021-22 season, Kelly was instrumental to the team's success as the UTA won the Sun Belt Tournament Championship in its final year in the conference. The Lady Mavs finished with a 20-8 record and nearly upset No. 3 seed Iowa State on its home floor in the NCAA Tournament. Along with his recruiting duties, Kelly excelled at game planning offense for the Lady Mavs. He helped set up the SBC Player of the Year in Starr Jacobs, who went on to earn SBC Tournament MVP and became the first player in program history to average 20 points per game or more (21.0).

Prior to UTA, Kelly spent two seasons at Vanderbilt University (2019-20, 2020-21) as the Director of Recruiting Operations under then Head Coach Stephanie White. He joined the Vanderbilt staff in 2019 after serving at Georgia Tech as a graduate assistant with the women's basketball team (2018-19), where he also served as the assistant scouting coordinator. His duties included being the defensive scout coach for all opponents, opponent personnel breakdowns, assisting with on-court player development and serving as the liaison to strength and conditioning.

Kelly graduated from Duke in 2011 where he played football (wide receiver) and finished his career with 1,439 receiving yards and nine touchdowns. He also played a season of basketball at Georgia Southwestern (Division II).





ABI OLAJUWON

ASSISTANT COACH

EXPERIENCE: 1 YEAR

SCHOOL: OKLAHOMA UNIVERSITY

Abi Olajuwon enters her second season as an assistant coach for the Connecticut Sun after nearly a decade of experience coaching at the collegiate level. Most recently, Olajuwon served as an assistant coach, recruiting coordinator and post coach for the Texas Christian University (TCU) Horned Frogs from 2018-2022. During her tenure there, the Horned Frogs amassed a 66-55 record. In addition, Olajuwon helped coach two players to All-Big 12 First Team honors (2018-19, 2019-20, 2020-21), and one player to All-Big 12 Honorable Mention (2021-22).

Prior to her time at TCU, Olajuwon served as an assistant coach and recruiting coordinator for the Eastern Michigan Eagles from 2016-2018 and as an assistant coach at California State University, Fullerton from 2015-2017.

After an impressive career at Oklahoma University, where she was a Big 12 Champion in 2007 and 2009 and went to two NCAA Women's Final Fours, Olajuwon was a third round draft pick in the 2010 WNBA Draft by the Chicago Sky. After her rookie season with the Sky, Olajuwon went on to play one season for the Tulsa Shock, and finished her playing career overseas with clubs in Romania, Hungary, Israel, Croatia, France, Brazil, China and Spain.

Olajuwon is the daughter of former NBA center and Naismith Memorial Basketball Hall of Fame member, Hakeem Olajuwon.





RACHEL BANHAM

#1

POSITION: GUARD

HEIGHT: 5-10

EXPERIENCE: 8 SEASONS

SCHOOL/COUNTRY: MINNESOTA/USA

BIRTH DATE: JULY 15, 1993

DRAFT: 4TH OVERALL IN 2016 WNBA TO CONNECTICUT

ACQUIRED: SIGNED WITH CONNECTICUT DURING 2024
FREE AGENCY

2023 SEASON WITH MINNESOTA

- Appeared in 32 regular season contests for the Lynx, starting in one.
- Averaged 5.5 points, 1.0 rebound and 1.7 assists per game
- Shot 40.2% from three-point territory (43-107)
- Netted a season-high 18 points against Indiana on August 10, going 5-7 from behind the three-point line
- Tied her career-high with three steals against Chicago on May 19
- Dished out a season-high seven assists against Las Vegas on July 9
- Grabbed a season-high four rebounds against Chicago on May 19 and Los Angeles on June 16

2022 SEASON WITH MINNESOTA

- Appeared in 36 regular season contests for the Lynx, starting in five.
- Averaged a career-high 7.9 points, 1.3 rebounds and 2.3 assists per game.
- Notched a season-high 25 points against Phoenix on July 12
- Tied her career-high with six rebounds against New York on June 5 and again against Indiana on July 15
- Dished out a season-high seven assists against Phoenix on July 12.
- Grabbed a season-high two steals against Dallas on July 14

2021 SEASON WITH MINNESOTA

- Wrapped up her second season in a Lynx uniform (sixth in the WNBA) by playing in 27 games off the bench
- Contributed 5.0 ppg, 1.2 rpg and 1.6 apg in 12.6 mpg, shooting 39.5% from the field and 37.3% (28-for-75) from beyond the arc
- Saw her three-point accuracy dip to 26.2% (11-for-42) over her final 15 outings; she'd opened the year firing at a 51.5% clip (17-for-33) through 12 contests
- Re-signed for the rest of the season on July 5, having been waived on June 28
- Posted season bests with 13 points and a team-high eight assists Sept. 4 vs. Washington
- Netted a season-high 13 points June 6 vs. Atlanta, one of three double-digit outings (21 career), and scored 12 points with a season-high five rebounds June 12 vs. Los Angeles
- Swiped a career-high three steals May 18 at New York.

CAREER HIGHS

POINTS

Reg. Season: 29, Indiana 9-12-20
Postseason: 11, two times

TOTAL REBOUNDS

Reg. Season: 6, three times
Postseason: 3, Los Angeles 9-19-19

DEFENSIVE REBOUNDS

Reg. Season: 6, three times
Postseason: 2, three times

OFFENSIVE REBOUNDS

Reg. Season: 1, twenty-two times
Postseason: 1, five times

ASSISTS

Reg. Season: 10, Indiana 9-12-20
Postseason: 5, Connecticut 9-17-23

BLOCKS

Reg. Season: 1, nineteen times
Postseason: 2, Connecticut 9-20-23

STEALS

Reg. Season: 3, two times
Postseason: 3, Connecticut 9-20-23

FIELD GOALS

Reg. Season: 10, Indiana 9-12-20
Postseason: 5, Phoenix 9-17-20

FIELD GOAL ATTEMPTS

Reg. Season: 14, three times
Postseason: 10, Seattle 9-27-20

3-POINT FIELD GOALS

Reg. Season: 7, Indiana 9-12-20
Postseason: 3, Los Angeles 9-19-19

3-POINT FIELD GOAL ATTEMPTS

Reg. Season: 11, Indiana 5-10-22
Postseason: 6, Connecticut 9-13-23

FREE THROWS MADE

Reg. Season: 5, three times
Postseason: 2, two times

FREE THROWS ATTEMPTED

Reg. Season: 6, two times
Postseason: 2, two times

MINUTES

Reg. Season: 35, Indiana 9-12-20
Postseason: 24, Seattle 9-24-20





2020 SEASON WITH MINNESOTA

- Returned to Minnesota for her fifth WNBA season
- Registered career highs with 6.9 ppg, 1.3 rpg and 2.4 apg in 16.9 mpg while seeing action in 20 games
- Shot a career-best 46.2% from the field and 80.0% from the line while setting a franchise single-season record for three-point accuracy (47.2%, 25-for-53)... The latter figure ranked 4th in the WNBA and broke the prior team mark set by Maya Moore (45.3%) in 2013
- Drew her lone starting assignment in the Sept. 12 finale vs. Indiana, exploding for career highs in points (29), assists (10) and minutes played (35:50)... Went 7-for-8 from beyond the arc, tying the club record for treys made shared by Katie Smith and Moore; it's the top point total ever by a player making her first start in a Lynx uniform
- Pumped in 18 points Aug. 31 vs. Los Angeles, one of five double-figure scoring efforts this year, and handed out a team-high five assists Aug. 5 vs. New York

2019 SEASON WITH CONNECTICUT

- Appeared in 29 games off the bench for Connecticut, tallying 3.6 ppg (32.2%), 1.0 rpg and 0.9 apg in 12.2 mpg
- Chipped in a season-best 10 points June 14 at Minnesota

2018 SEASON WITH CONNECTICUT

- Played in a career-high 33 games (including five starts), averaging 5.2 ppg, 0.9 rpg and 1.5 apg in 12.8 mpg
- Shot 41.4% from the field, 37.0% (30-for-81) and 86.8% from the FT line; all three percentages were career bests...
- Erupted for a career-high 20 points June 24 at Indiana, going 5-for-5 from beyond the arc to tie a franchise single-game record for three-point accuracy
- Snared a career-high six rebounds (in a career-best 28:49) July 5 at Phoenix; two nights earlier, she handed out a career-high six assists at L.A.

2017 SEASON WITH CONNECTICUT

- Saw action in 30 games off the bench, netting 3.3 ppg (32.7%), 1.1 rpg and 0.7 apg in 9.4 mpg
- Scored a season-high 11 points June 17 at Minnesota

2016 SEASON WITH CONNECTICUT

- Completed an abbreviated rookie campaign by averaging 3.7 ppg, 0.7 rpg and 0.9 apg in 15 contests
- Underwent microfracture surgery on her right knee on July 8 and was sidelined for the final 16 games
- Tallied a season-high 13 points in her WNBA debut (May 14 at Chicago) and had 12 points vs. Indiana on June 5

COLLEGE CAREER

- Wrapped up her career at Minnesota as the Big Ten's career scoring leader with 3,093 points, the sixth-best total in NCAA history
- Finished as one of just 11 players in NCAA history to score 3,000 points
- The 2016 Big Ten Player of the Year, Banham made 354 3-pointers during her career, a program record
- Averaged 28.6 points per game, second in the nation, as a senior
- Tied the NCAA record for points in a game when she scored 60 in a double-overtime win at Northwestern on February 7, 2016
- Earned first-team All-American honors from the Associated Press, espnW, the John R. Wooden Award and the USBWA as a senior
- Also led the Gophers with 5.9 rebounds and 2.0 steals per game in 2015-16
- Broke her own Minnesota single-season scoring record with 914 point as a senior
- Started the first 10 games of the 2014-15 season before suffering a season-ending ACL injury
- Earned All-American honorable mention accolades from the Associated press and the WBCA following her sophomore and junior seasons
- An All-Big Ten First Team selection as a sophomore, junior and senior
- The Big Ten Freshman of the Year in 2011-12





RACHEL BANHAM- CAREER REGULAR SEASON TOTALS																
SEASON	TEAM	G	GS	MIN	FGM-A	3PM-A	FTM-A	OREB	DREB	REB	AST	STL	BLK	TO	PF	PTS
2016	CON	15	0	164	20-49	13-37	2-3	1	10	11	14	8	1	8	19	55
2017	CON	30	0	282	33-101	16-57	16-20	2	32	34	22	4	0	12	28	98
2018	CON	33	5	424	55-133	30-81	33-38	6	23	29	48	15	3	18	55	173
2019	CON	29	0	353	37-115	22-72	8-12	1	29	30	26	8	2	26	34	104
2020	MIN	20	1	338	48-104	25-53	16-20	2	23	25	47	9	2	20	40	137
2021	MIN	27	0	341	51-129	28-75	5-8	3	30	33	44	8	4	25	47	135
2022	MIN	36	5	629	101-235	57-149	24-30	3	45	48	81	9	4	48	62	283
2023	MIN	32	1	434	61-165	43-107	11-14	4	28	32	54	11	3	36	45	176
Career		222	12	2968	406-1031	234-631	115-145	22	220	242	336	72	19	193	330	1161

RACHEL BANHAM- CAREER PLAYOFF TOTALS																
SEASON	TEAM	G	GS	MIN	FGM-A	3PM-A	FTM-A	OREB	DREB	REB	AST	STL	BLK	TO	PF	PTS
2017	CON	1	0	1	1-1	1-1	0-0	0	0	0	0	0	0	0	1	3
2018	CON	1	0	9	1-4	1-1	0-0	1	0	1	2	1	1	0	1	3
2019	CON	4	0	23	3-8	3-5	2-2	1	2	3	0	0	1	1	0	11
2020	MIN	4	0	74	9-29	4-12	1-1	1	5	6	7	0	1	5	6	23
2021	MIN	1	0	4	0-2	0-0	2-2	0	1	1	1	0	0	1	0	2
2023	MIN	3	0	58	6-19	3-13	0-0	2	3	5	9	3	2	5	7	15
Career		14	0	173	20-63	12-32	5-5	5	11	16	19	4	5	12	15	57





DEWANNA BONNER #24

POSITION: FORWARD-GUARD

HEIGHT: 6-4

EXPERIENCE: 14 SEASONS

SCHOOL/COUNTRY: AUBURN '09/USA

BIRTH DATE: AUGUST 21, 1987

DRAFT: 5TH OVERALL IN 2009 DRAFT TO PHOENIX

ACQUIRED: SIGNED WITH CONNECTICUT DURING THE 2020 FREE AGENCY PERIOD.

CAREER HIGHLIGHTS

- Two-time WNBA Champion with Phoenix (2009, 2014)
- Five-time WNBA All-Star (2015, 2018, 2019, 2021, 2023)
- Three-time WNBA Sixth Player of the Year (2009, 2010, 2011)
- All-WNBA First Team (2015)
- All-WNBA Second Team (2020)
- AP Comeback Player of the Year (2018)

CAREER TRANSACTIONS

- Selected No. 5 overall in the 2009 WNBA Draft by the Phoenix Mercury.
- Traded to the Connecticut Sun for three first round draft picks prior to the 2020 season.

2023 SEASON WITH CONNECTICUT:

- Named a WNBA All-Star for the fifth time in her career (2015, 2018, 2019, 2021, 2023)
- Appeared and started in all 40 games for the Sun during the 2023 regular season.
- Averaged a team-high 17.4 points, along with 5.6 rebounds, 2.2 assists and 1.1 steals per game.
- Tallied a career-high 41 points in the Sun's win over the Aces on 6/8, setting a new Connecticut Sun franchise record for most points scored in single game.
- Set a Connecticut Sun franchise record for most points in a single regular season with 697 total points in 2023.
- Led the Sun in scoring in 17 out of their 40 regular season games (team-high).
- Scored at least 30 points in four games this season. Moved into first all-time in franchise history for most 30+ points performances (7).
- Recorded a career-high tying six three-point field goals twice (6/8 and 8/24).
- Dished out her 1,000th career-assist in a win over Seattle on 6/20.
- Recorded her 500th career-three-point field goal in a win over Dallas on 6/4.
- Tallied her 300th career-block in a win over Seattle on 8/8.
- Became one of two players in WNBA history to record at least 6,800 points, 2,800 rebounds, 1,000 assists, 550 steals and 300 blocks (Tamika Catchings).
- Became one of two players in WNBA history to record at least 650 points, 200 rebounds and 75 three-point field goals in a single season (Breanna Stewart- 2023).
- Moved into sixth all-time in scoring (6,881), 13th all-time in steals (556), 11th all-time in three-point field goals made (565) and 10th all-time in games played (462) in WNBA history.

CAREER HIGHS

POINTS

Reg. Season: 41, Las Vegas 6-8-23
Postseason: 29, Dallas 8-21-18

TOTAL REBOUNDS

Reg. Season: 16, Atlanta 8-17-18
Postseason: 18, Connecticut 8-23-18

DEFENSIVE REBOUNDS

Reg. Season: 13, Connecticut 7-5-18
Postseason: 17, Connecticut 8-23-18

OFFENSIVE REBOUNDS

Reg. Season: 7, Atlanta 7-7-12
Postseason: 4, two times

ASSISTS

Reg. Season: 8, Minnesota 7-24-22
Postseason: 6, three times

BLOCKS

Reg. Season: 5, San Antonio 8-20-11
Postseason: 4, San Antonio 8-26-10

STEALS

Reg. Season: 6, Atlanta 7-7-12
Postseason: 5, Las Vegas 9-29-20

FIELD GOALS

Reg. Season: 16, Las Vegas 6-8-23
Postseason: 12, Dallas 8-21-18

FIELD GOAL ATTEMPTS

Reg. Season: 28, Atlanta 7-7-12
Postseason: 26, Las Vegas 9-22-20

3-POINT FIELD GOALS

Reg. Season: 6, three times
Postseason: 6, Minnesota 9-17-23

3-POINT FIELD GOAL ATTEMPTS

Reg. Season: 12, two times
Postseason: 12, Las Vegas 9-22-20

FREE THROWS MADE

Reg. Season: 13, San Antonio 7-3-12
Postseason: 13, Chicago 9-15-20

FREE THROWS ATTEMPTED

Reg. Season: 14, Chicago 6-12-16
Postseason: 13, Chicago 9-15-20

MINUTES

Reg. Season: 48, Atlanta 7-7-12
Postseason: 48, Chicago 9-28-21





2022 SEASON WITH CONNECTICUT

- Appeared and started in 33 games for the Sun and totaled 991 minutes.
- Finished with 444 points, 156 rebounds, 91 assists, 41 steals and 11 blocks.
- Tallied her 6,000th career-point in a win over Indiana on 7/13.
- Grabbed her 2,500th career-rebound in a win over Seattle on 6/17.
- Dished out her 900th career-assist in win over Seattle on 6/5.
- Notched her 500th career-steal in a loss to Las Vegas on 7/17.
- Became only one of two players in league history to have tallied 6,000 points, 2,500 rebounds, 900 assists and 500 steals (Tamika Catchings).
- Moved into 12th all-time in scoring (6,184), 10th all-time in rebounding (2,605), 14th all-time in steals (514) and 16th all-time in three-point field goals made (490) in WNBA history

2021 SEASON WITH CONNECTICUT

- Started and played in all 32 games for the Sun and totaled 1022 minutes.
- Finished with 486 points, 205 rebounds, 110 assists, 40 steals and 23 blocks.
- Earned her 500th point in a Sun uniform on 5/21/21 at Phoenix.
- Tallied her 500th career block (5/14/21 at ATL) and her 5500-career point against Chicago on 6/27/21.
- Bonner also reached 1,500 career free-throws made and became just the fourth player in WNBA history to do so (Taurasi, Catchings, McCoughtry) in the game against New York on 9/15.
- Tallied her 800th career assist in the victory over Las Vegas on 6/1/21.
- She became 45th overall on the WNBA all-time list for assists.
- Sits at 15th on the WNBA All-Time Rebounds list (2449).
- Passed Teresa Weatherspoon to become 21st on the WNBA all-time steals list (473).
- Moved up to 16th on the WNBA All-Time Points list (5740).
- Four double doubles this season (5/28, 6/17, 6/22, 8/19).
- Recorded 20 games with at least 10 points.
- Recorded six games with at least 20 points.
- One game with a season high 31 points against Minnesota on 8/19.
- Fourth All-star appearance (2021, 2019, 2018, 2015).

2020 SEASON WITH CONNECTICUT

- Named to All-WNBA Second Team.
- Named Eastern Conference Player of the Week two times (8/17 & 9/8).
- Named AP All-WNBA Second Team
- Appeared and started in all 22 regular season games.
- Finished the regular season with 434 points, 172 rebounds, 65 assists and 37 steals.
- Averaged a career second best 19.7 points, 7.8 rebounds, 3.0 assists and 1.7 steals.
- Ranked third in the league in total points, ninth in rebounds, second in free throws made (111), tied for fifth in steals.
- Tallied her 47th career double-double after recording five during the 2020 regular season.
- Scored a season-high 34 points against Los Angeles (7/30) in just the third game of the season.
- Played a season-high 43 minutes against Phoenix (9/9) in an overtime loss. Scored 32 points.
- In the first three games this season, Bonner scored 82 points which set a new WNBA record for points scored in the first three games with a new team. She sits fourth for points scored in first three games of a season regardless of being with a team for the first year.
- Joined the Connecticut Sun 30-point club, twice. Her 34 points against the Sparks (7/30) tied Courtney Williams's record for most points scored in a game in regulation and ties her for second-most in an entire game.
- Set a new Sun franchise record for free throws made over a two-game span with 23 (9/1 & 9/3).

2019 SEASON WITH PHOENIX

- Named AP All-WNBA Second Team.
- Named a WNBA All-Star for the third time in her career (2018, 2015).
- Named to Associated Press All-WNBA Second Team.





2019 SEASON WITH PHOENIX (CONT.)

- Averaged 17.2 points and 7.6 rebounds in 34 games in 2019...her 17.2 points per game was the third-highest scoring output in her career (20.6 ppg in 2012, 17.3 ppg in 2018)...her 7.6 rebounds per game was a career high (previous was 7.2 rpg in 2018 and 2012).
- Was one of only two players in the WNBA in 2019 to average at least 17 points and 7 rebounds per game, while shooting at least 90 percent from the free throw line (Elena Delle Donne)...only Larry Bird (four times), Dirk Nowitzki (three times), Kevin Durant (twice), Magic Johnson (once) and Kevin Love (once) have averaged such numbers on the NBA side since the 1980-81 season.
- Led the WNBA in free throw makes with 153 on the season...eighth time in her career she's made 100+ free throws in a season and her fourth consecutive season doing so.
- Named Western Conference Player of the Week on June 10 after averaging 25.0 points, 7.5 rebounds and 3.0 assists in two games that week.
- Teamed with Brittney Griner to make the Mercury the only team in the WNBA with a duo of teammates to each rank in the top-5 in scoring during the season.
- Teamed with Brittney Griner (30 pts) and Leilani Mitchell (28 pts) to become the first trio of teammates to each score 25+ points in a game on July 30 at Washington...Bonner scored 25 points in the game.
- Only WNBA player to rank in the top-25 in scoring, rebounds, assists, steals and free throw percentage for a second consecutive year (min. 30 games played).
- Scored in double figures in 28 of the 34 games she appeared in, including 17-straight 10+ scoring performances from July 7-August 25.
- Scored 20 or more points 15 times throughout the season...scored 30 or more points twice.
- Led the team in rebounds in 2019, grabbing a career-high 260 rebounds on the season...fourth time in her career she's grabbed 200+ rebounds in a season (2019, 2018, 2012, 2011)
- Finished the season with a single season career-high nine double-doubles, the most on the Mercury's 2019 team.
- Recorded 27 points, 14 rebounds and four assists in the Mercury's win over Atlanta on August 16, becoming 13th player in WNBA history finish with at least 27/14/4 in a game, and the second in franchise history (Jennifer Gilom on June 14, 1999).
- Led the team in steals with 44 on the year...has led the team in steals in the last five seasons she's played (2019, 2018, 2016, 2015, 2014) ...fourth-straight year with at least 40 steals
- Knocked down 52 three-pointers on the season...fifth time in her career she's hit at least 50 three-pointers in a season and the third straight.
- Led the team in minutes played per game (32.9), having now done so in the last four seasons she's played in.

2018 SEASON WITH PHOENIX

- Named the Associated Press Comeback Player of the Year after missing the 2017 season following giving birth to twins.
- Averaged 17.1 points and 7.2 rebounds in 34 games in 2018, her 17.1 points per game was the second-highest scoring output in her career (20.6 ppg in 2012) and the highest scoring average she's held in a season with Diana Taurasi playing the entire year...her 7.2 rebounds per game matched her single season career high (2012).
- Averaged 21.3 points and 10.2 rebounds over the final nine games of the season...started at the power forward position in eight of those final nine games, averaging 22.3 points, 10.9 rebounds and 3.1 assists in such games.
- Named the final Western Conference Player of the Week for the final week of the season on August 20, 2018 after averaging 22.0 points, 13.0 rebounds, 3.0 steals and 4.5 assists in two games that week.
- Teamed with Brittney Griner and Diana Taurasi to make the Mercury the only team in the WNBA with a trio of teammates to rank in the top-15 in scoring for a second time in three seasons (did so in 2016 as well)
- Combined with Diana Taurasi and Brittney Griner to score 1,967 points in 2018, the most points by a trio of teammates in a single season in WNBA history (previous high was 1,842 points in 2008 by Taurasi, Cappie Pondexter and Le'Coe Willingham) ...The trio's 87 combined points against Washington on August 7 was the most points scored by a trio of teammates in a non-overtime game in WNBA history.
- Only WNBA player to rank in the top-25 in scoring, rebounds, assists, steals and free throw percentage (min. 30 games played).
- Scored in double figures in 31 of the 34 games she appeared in, including 14-straight 10+ scoring performances to close the regular season...her 31 10+ point games matched her 2012 mark for the most double figure scoring games she's had in a season.
- Scored 20 or more points 13 times throughout the season, eight of which came in the final 10 games of the season...scored 30 or more points twice.





2018 SEASON WITH PHOENIX (CONT.)

- Made 208 field goals in 2018, marking the second time in her career she's reached 200 field goals in a season (212 in 2012).
- Led the team in steals with 43 on the year...has led the team in steals in the last four seasons she's played (2018, 2016, 2015, 2014) ...third-straight year with at least 40 steals.
- Knocked down a career-best 55 three-pointers on the season, passing her old mark of 54 in 2013...recorded at least one three-pointer in all but five games.
- Led the team in minutes played per game (32.9), having now done so in the last three seasons she's played in.

2016 SEASON WITH PHOENIX

- Teamed with Brittney Griner and Diana Taurasi to make the Mercury the only team in the WNBA with a trio of teammates to rank in the top-15 in scoring.
- Led the team in steals for the third consecutive season with 44 steals on the year...second-straight year with 44 steals.
- Scored in double figures in 27 of the 34 games she appeared in, including six-straight 10+ scoring performances to begin the season.
- Scored 20 or more points nine times throughout the season, including two 30+ point scoring efforts.
- Finished with a season-high 12 rebounds against Washington on May 29, which was her first of two double-figure rebounding performances of the season.
- Matched her career high in points on June 28 against Dallas in a triple-overtime thriller, scoring 38 points off the bench... the 38 points were the most points scored by a player off the bench in WNBA history.
- Knocked down 50 three-pointers on the season, which were her most threes in a season since hitting 54 from beyond the arc in 2013.
- Shot 32.9 percent from three-point range, her best mark from long range since 2011 when she connected on 43.4 percent from three-point range.

2015 SEASON WITH PHOENIX

- Was one of only two WNBA players (Maya Moore) to average at least 15 points, 5 rebounds and 3 assists.
- Teamed with Brittney Griner to make the Mercury one of only two teams with a pair of teammates in the top-10 in scoring.
- Nailed a game-winning three-pointer as time expired on August 4 to beat Tulsa.
- Appeared in 104 straight games over the past three seasons before missing the season finale.
- Led the team in steals for the second consecutive season with 44 steals on the year.
- Finished with a career high in assists for a season, dishing a team-high 110 assists in 2015.
- Recorded 18-straight double-figure scoring performances to begin the season, finishing with 28 on the year.
- Scored 20 or more points in five of the Mercury's first six games of the season and did so 11 times throughout the year.
- Mercury went 9-2 in games she scored at least 20 points.
- Finished with a season-high 10 rebounds at Atlanta on August 2, which was her only double-figure rebounding performance of the season.
- Scored a season-high 34 points in the win against Chicago on July 28, shooting 10-of-17 from the field and knocking down all 11 free throw attempts.

2014 SEASON WITH PHOENIX

- Evolved her game into being the team defensive stopper and led the team with 49 steals.
- Has appeared in 70 straight games.... started all 34 games in 2014.
- Shot 45-9-percent (129-of-181) from the field which was the second-best performance in her career and recorded 19 double-digit scoring games.
- May 18, 2014: Notched a double-double, scoring 16 points and grabbing a season-high 11 rebounds at Los Angeles
- June 10 - 16: Recorded double figures in four straight games.
- July 24: Scored a season-high 22 points at Los Angeles on 7-of-9 shooting.
- Twice recorded games of four steals, May 18 at Los Angeles and June 27 at Indiana.





OVERSEAS CAREER

- 2021-2023: Cukurova Basketbol (Turkey)
- 2021: KSC Szekszard (Hungary)
- 2021: Elitzur Ramla (Israel)
- 2019-2020: Dynamo Kursk (Russia)
- 2018-2019: Shandong Siz Stars (China)
- 2017-2018: USK Praha (Czech Republic)
- 2012-2016: Nadezhda Orenburg (Russia)
- 2011-2012: Perfumerias Avenida (Spain)
- 2010-2011: Baloncesto Rivas (Spain)
- 2009-2010: Basketbalovy Klub Brno (Czech Republic)

COLLEGE CAREER

- Led the SEC in scoring in 2008-09, becoming the first Auburn player to do so
- As a senior in 2008-09, posted averages of 21.1 points (9th- NCAA Division I) and 8.5 rebounds in 33.0 minutes per game
- Second player ever at Auburn to lead the team in scoring and rebounding all four years (Becky Jackson, 1981-84)
- Started all 126 games in which she appeared at Auburn
- Set an Auburn career scoring record with 2,162 points (prev. Becky Jackson)
- Set an Auburn single-season scoring record of 716 points (prev. Carolyn Jones)
- Ranks second on Auburn's all-time rebounding list with 1,047 total rebounds
- Averaged 17.2 points and 8.3 rebounds in four seasons at Auburn
- SEC Player of the Year (2009)
- Naismith, Wooden and Wade Award Finalist (2009)
- State Farm/WBCA All-America First Team (2008-09)
- USBWA and ESPN.com First Team All-American (2008-09)
- AP Second Team All-American (2008-09)
- Honorable Mention All-American (2007-08)
- Three-time First Team All-SEC (2008-09, 2007-08, 2006-07)
- Associated Press First Team All-SEC (2007-08)
- SEC All-Tournament Team (2007-08)
- SEC All-Freshman Team (2005-06)



PLAYER BIOS



DEWANNA BONNER-CAREER REGULAR SEASON TOTALS																
SEASON	TEAM	G	GS	MIN	FGM-A	3PM-A	FTM-A	OREB	DREB	REB	AST	STL	BLK	TO	PF	PTS
2009	PHO	34	0	724	127-278	2-13	125-154	70	126	196	13	23	25	34	70	381
2010	PHO	32	4	813	132-284	19-53	100-119	67	129	196	40	22	37	41	58	383
2011	PHO	34	5	857	120-279	35-102	90-99	62	176	238	27	34	36	34	61	365
2012	PHO	32	32	1120	212-582	52-184	184-216	55	175	230	71	54	28	75	46	660
2013	PHO	34	33	1119	160-390	54-166	118-131	35	163	198	82	39	11	56	45	492
2014	PHO	34	34	994	129-281	24-86	71-91	35	104	139	79	49	15	47	43	353
2015	PHO	33	33	1099	158-418	30-118	175-202	37	150	187	110	44	28	60	61	521
2016	PHO	34	24	1064	154-363	50-152	134-168	42	140	182	83	44	21	56	55	492
2018	PHO	34	34	1120	208-460	55-176	117-135	47	199	246	108	43	15	55	62	588
2019	PHO	34	34	1120	190-504	52-191	153-167	34	226	260	92	44	21	53	55	585
2020	CON	22	22	732	148-351	27-107	111-124	34	138	172	65	37	12	52	47	434
2021	CON	32	32	1022	159-403	44-139	124-139	21	184	205	111	40	23	69	52	486
2022	CON	33	33	991	156-355	46-140	86-104	25	131	156	91	41	11	52	59	444
2023	CON	40	40	1203	233-548	75-228	156-181	35	189	224	87	42	25	58	64	697
Career		462	360	13978	2286-5496	565-1855	1744-2030	599	2230	2829	1058	556	308	742	778	6881

DEWANNA BONNER-CAREER PLAYOFF TOTALS																
SEASON	TEAM	G	GS	MIN	FGM-A	3PM-A	FTM-A	OREB	DREB	REB	AST	STL	BLK	TO	PF	PTS
2009	PHO	11	0	186	34-69	0-1	29-35	17	30	47	3	5	6	7	13	97
2010	PHO	4	0	91	11-24	3-4	5-6	3	10	13	2	3	7	3	14	30
2011	PHO	5	5	179	23-66	5-23	12-14	11	36	47	6	7	6	8	10	63
2013	PHO	5	5	179	21-63	4-30	6-7	5	21	26	17	6	2	11	4	52
2014	PHO	8	8	286	31-86	9-27	19-21	8	40	48	16	11	5	14	14	90
2015	PHO	4	4	127	23-51	9-20	14-15	2	22	24	10	1	3	11	10	69
2016	PHO	5	0	121	20-47	0-11	14-17	4	17	21	8	5	0	14	8	54
2018	PHO	7	7	270	68-127	12-39	20-22	9	69	78	17	11	6	15	17	168
2019	PHO	1	1	33	5-14	2-3	9-10	0	6	6	2	1	0	2	0	21
2020	CON	7	7	245	33-99	10-35	32-32	8	65	73	27	13	8	16	18	108
2021	CON	4	4	140	19-47	6-15	10-11	3	25	28	5	4	7	11	11	54
2022	CON	12	12	378	46-135	15-51	39-44	14	55	69	43	18	8	20	17	146
2023	CON	7	7	258	42-109	19-52	24-31	4	54	58	24	7	11	11	17	127
Career		80	60	2493	376-937	94-311	233-265	88	450	538	180	92	69	143	153	1079





DIJONAI CARRINGTON #21

POSITION: GUARD- FORWARD

HEIGHT: 5-11

EXPERIENCE: 3 SEASONS

SCHOOL/COUNTRY: BAYLOR '21/USA

BIRTH DATE: JANUARY 8, 1998

DRAFT: 20TH OVERALL IN 2021 DRAFT TO CONNECTICUT

ACQUIRED: SELECTED 20TH OVERALL IN 2021 DRAFT TO CONNECTICUT

2023 SEASON WITH CONNECTICUT

- Appeared in 32 regular season contests for the Sun.
- Averaged a career-best 8.3 points, along with 2.9 rebounds and 1.3 assists per game.
- Tallied a career-high 23 points against New York on 6/27.
- Tied her career-high with seven rebounds against Chicago on 6/25.
- Tied her career-high with four assists twice- both against Chicago on 6/25 and 9/10.
- Reached 500 career-points on 7/30 against Minnesota.
- Reached 200 career-rebounds on 7/1 against Las Vegas.

2022 SEASON WITH CONNECTICUT

- Appeared in 36 regular season games, including two starts.
- Finished the 2022 regular season with 244 points, 112 rebounds, 38 assists, 29 steals and four blocks.
- Tallied a career-high 18 points against New York on 7/19.
- Grabbed a career-high seven rebounds twice- 7/24 vs. Minnesota and 8/9 at Los Angeles.
- Dished out a career-high four assists against Chicago on 8/7.
- Recorded a career-high 32 minutes in the season opener against New York on 5/7.

2021 SEASON WITH CONNECTICUT

- Played in 24 games for the Sun and started 1 (6/13 vs Seattle)
- Finished the year with 68 points, 47 rebounds, 12 assists, and 13 steals.
- Scored double-figures twice. Once against Washington (5/28) and the other against New York (9/15) where she scored her season and career high 14 points.
- Earned her season and career high in rebounds during her first start as she finished with seven.

OVERSEAS/OFF SEASON CAREER

- 2021-2022: Athletes Unlimited (U.S.)
- 2021: Elizur Tel Aviv (Israel)

COLLEGE CAREER

- Finished four years at Stanford and amassed 912 points, 133 assists, 106 steals and 553 rebounds.
- Two-time Pac-12 Tournament Champion (2017,2019)
- Named All-Pac-12 by both the Coaches and Media (2019)

CAREER HIGHS

POINTS

Reg. Season: 23, New York 6-27-23
Postseason: 14, New York 10-1-23

TOTAL REBOUNDS

Reg. Season: 8, Los Angeles 8-9-23
Postseason: 6, two times

DEFENSIVE REBOUNDS

Reg. Season: 6, Los Angeles 8-9-23
Postseason: 6, Dallas 8-18-22

OFFENSIVE REBOUNDS

Reg. Season: 4, New York 5-7-23
Postseason: 2, New York 10-1-23

ASSISTS

Reg. Season: 4, three times
Postseason: 2, three times

BLOCKS

Reg. Season: 1, ten times
Postseason: 1, two times

STEALS

Reg. Season: 3, three times
Postseason: 4, Dallas 8-24-22

FIELD GOALS

Reg. Season: 8, two times
Postseason: 6, two times

FIELD GOAL ATTEMPTS

Reg. Season: 17, Chicago 6-25-23
Postseason: 10, two times

3-POINT FIELD GOALS

Reg. Season: 3, three times
Postseason: 1, three times

3-POINT FIELD GOAL ATTEMPTS

Reg. Season: 5, two times
Postseason: 3, Dallas 8-24-22

FREE THROWS MADE

Reg. Season: 6, three times
Postseason: 5, Las Vegas 9-15-22

FREE THROWS ATTEMPTED

Reg. Season: 7, Atlanta 6-11-23
Postseason: 5, Las Vegas 9-15-22

MINUTES

Reg. Season: 32, New York 5-7-22
Postseason: 25, Dallas 8-24-22





COLLEGE CAREER (CONT.)

- Two-time Pac-12 Tournament Champion (2017,2019)
- Named All-Pac-12 by both the Coaches and Media (2019)
- Pac-12 All-Tournament Team during the 2018-19 season, averaging 17.3 ppg and 8.3 rpg in three conference contests.
- Helped her team reach the Elite 8 (2019) and the Final Four (2017)
- Played in 35 of 38 games for the Cardinal in a Final Four season for Stanford, averaged 2.5 points, 2.3 rebounds and 0.5 steals per game in 7.8 minutes per contest as a freshman.
- Grabbed a career-high 22 rebounds to go along with 13 points vs. UC-Riverside (11/17/2017)
- Scored in double figures in 42 of her 108 games played, with a career high 33 points alongside a season-high 13 rebounds against Tennessee (12/18/2018)
- Recorded 8 career double-doubles at Stanford.
- Two-time Pac-12 All-Academic Honorable Mention (2018,2019)
- Averaged 14 points and 7.5 rebounds while starting all 36 games as a junior
- Named to Pac-12 Academic Honor Roll (2020)
- Finished career at Stanford shooting 43.6% from the floor, 30% from beyond the arc, and 67.2% from the free throw line.
- Suffered a season-ending injury after starting in five games during her senior year with the Cardinal and transferred to Baylor as a graduate student for the 2020-21 season after being granted medical hardship.
- Came off the bench at Baylor to help lead her team to the Elite 8 during the 2020-21 season, ultimately garnering Big 12 Sixth Woman of the Year as well as Newcomer of the Year
- In 27 games with the Bears, she totaled 382 points, 133 rebounds, 63 assists and 56 steals.
- Scored a season-high 24 points in 25 minutes against Arkansas (12/06/20), going 8 for 16 from the floor, 2-7 from three-point range, and 6-6 from the free throw line, all while grabbing 5 rebounds, dishing out one assist and scooping up 3 steals.
- Averaged 14.1 points, 4.9 rebounds, 2.3 assists, and 2.1 steals during her graduate season.

DIJONAI CARRINGTON- CAREER REGULAR SEASON TOTALS																
SEASON	TEAM	G	GS	MIN	FGM-A	3PM-A	FTM-A	OREB	DREB	REB	AST	STL	BLK	TO	PF	PTS
2021	CON	24	1	221	27 - 82	3 - 21	11 - 15	15	32	47	12	13	3	22	37	68
2022	CON	36	2	631	84 - 203	19 - 62	57 - 76	38	74	112	38	29	4	59	70	244
2023	CON	32	0	550	93-223	23-62	56-74	27	65	92	41	20	3	36	68	265
Career		92	3	1402	204-508	45-145	124-165	80	171	251	91	62	10	117	175	577

DIJONAI CARRINGTON- CAREER PLAYOFF TOTALS																
SEASON	TEAM	G	GS	MIN	FGM-A	3PM-A	FTM-A	OREB	DREB	REB	AST	STL	BLK	TO	PF	PTS
2021	CON	2	0	1	0 - 0	0 - 0	0 - 0	0	0	0	0	0	0	0	0	0
2022	CON	12	0	175	27 - 60	3 - 13	14 - 20	2	30	32	9	12	2	15	16	71
2023	CON	6	0	81	13-28	1-4	3-5	5	9	14	3	4	0	8	8	30
Career		20	0	258	40-88	4-17	17-25	7	39	46	12	16	2	23	24	101





QUEEN EGBO

#0

POSITION: FORWARD-CENTER

HEIGHT: 6-4

EXPERIENCE: 2 SEASONS

SCHOOL/COUNTRY: BAYLOR '22/USA

BIRTH DATE: JUNE 29, 2000

DRAFT: 10TH OVERALL IN 2022 DRAFT TO INDIANA

ACQUIRED: TRADED TO SUN PRIOR TO THE 2024 SEASON.

2023 SEASON WITH INDIANA/WASHINGTON

- Played 16 games with Indiana Fever.
- Traded to Washington Mystics in July 2023 and appeared in 21 regular season games for the Mystics.
- Averaged 4.8 points and 4.3 rebounds per game during the 2023 season.
- Recorded a career-high 16 points against Chicago on 8/13.
- Appeared in two postseason contest for the Mystics in round 1 of the WNBA Playoffs.

2022 SEASON WITH INDIANA

- Appeared in 33 games for the Fever during her rookie season, starting in 31.
- Averaged 7.2 points and 6.3 rebounds per game.
- Named to the WNBA All-Rookie Team and joined Fever rookie teammate Emily Engstler as the third and fourth Fever rookies to ever record at least 40 blocks in a debut season.

COLLEGE CAREER WITH BAYLOR

- 2022 HONORABLE MENTION ALL-BIG 12
- ACADEMIC ALL-BIG 12 SECOND TEAM
- LISA LESLIE AWARD TOP 10
- CANCUN CHALLENGE MAYAN DIVISION ALL-TOURNAMENT TEAM
- 2021 WBCA/NAISMITH LISA LESLIE AWARD FINAL FIVE
- 2021 ALL-BIG 12 SECOND TEAM (WACO TRIB)
- 2021 ALL-BIG 12 HONORABLE MENTION (COACHES)
- 2021 ACADEMIC ALL-BIG 12 FIRST TEAM
- 2020 BIG 12 SIXTH PERSON OF THE YEAR
- 2020 ACADEMIC ALL-BIG 12 SECOND TEAM
- 2020 NAISMITH/WBCA LISA LESLIE AWARD FINALIST
- 2019 BIG 12 ALL-FRESHMAN TEAM (WACO-TRIBUNE HERALD)
- COMMISSIONER'S HONOR ROLL (SPRING 2019)

CAREER HIGHS

POINTS

Reg. Season: 16, Chicago 8-13-23
Postseason:

TOTAL REBOUNDS

Reg. Season: 14, New York 5-13-22
Postseason: 1, New York 9-15-23

DEFENSIVE REBOUNDS

Reg. Season: 11, New York 5-13-22
Postseason:

OFFENSIVE REBOUNDS

Reg. Season: 6, Dallas 6-23-22
Postseason: 1, New York 9-15-23

ASSISTS

Reg. Season: 4, New York 5-13-22
Postseason:

BLOCKS

Reg. Season: 3, seven times
Postseason:

STEALS

Reg. Season: 5, Minnesota 5-10-22
Postseason:

FIELD GOALS

Reg. Season: 7, two times
Postseason:

FIELD GOAL ATTEMPTS

Reg. Season: 13, Phoenix 6-15-22
Postseason: 2, New York 9-15-23

3-POINT FIELD GOALS

Reg. Season:
Postseason:

3-POINT FIELD GOAL ATTEMPTS

Reg. Season:
Postseason:

FREE THROWS MADE

Reg. Season: 4, six times
Postseason:

FREE THROWS ATTEMPTED

Reg. Season: 7, Dallas 7-24-22
Postseason:

MINUTES

Reg. Season: 32, Atlanta 5-14-22
Postseason: 5, New York 9-15-23



PLAYER BIOS



QUEEN EGBO- CAREER REGULAR SEASON TOTALS																
SEASON	TEAM	G	GS	MIN	FGM-A	3PM-A	FTM-A	OREB	DREB	REB	AST	STL	BLK	TO	PF	PTS
2022	IND	33	31	719	95-215	0-0	49-76	61	148	209	31	30	40	64	98	239
2023	2TM	37	0	475	74-148	0-0	30-47	40	118	158	11	15	24	35	86	178
Career		70	31	1194	169-363	0-0	79-123	101	266	367	42	45	64	99	184	417

QUEEN EGBO- CAREER PLAYOFF TOTALS																
SEASON	TEAM	G	GS	MIN	FGM-A	3PM-A	FTM-A	OREB	DREB	REB	AST	STL	BLK	TO	PF	PTS
2023	WAS	2	0	9	0-2	0-0	0-0	1	0	1	0	0	0	0	0	0
Career		2	0	9	0-2	0-0	0-0	1	0	1	0	0	0	0	0	0





TYASHA HARRIS

#52

POSITION: GUARD
HEIGHT: 5-10
EXPERIENCE: 4 SEASONS
SCHOOL/COUNTRY: SOUTH CAROLINA '20/USA
BIRTH DATE: MAY 1, 1998
DRAFT: 7TH OVERALL IN 2020 DRAFT TO DALLAS
ACQUIRED: TRADED TO CONNECTICUT IN JANUARY 2023.

2023 SEASON WITH CONNECTICUT

- Appeared in all 40 games for the Sun in 2023.
- Averaged 5.8 points, 0.9 rebounds, 1.7 assists and 0.7 steals per game.
- Tied her career-high with 18 points against Phoenix on 8/31.
- Grabbed a career-high five rebounds in the season opener against Indiana on 5/19.
- Tied her career-high with four three-point field goals against Phoenix 8/31.
- Logged a career-high 34 minutes against Chicago on 7/12.
- Led the league in three-point field goal percentage, shooting 46.4% during the 2023 regular season.

2022 SEASON WITH DALLAS

- Appeared in 35 regular season contests for the Wings, starting five games.
- Averaged 5.0 points, 0.9 rebounds, 2.8 assists and 0.4 steals per game.
- Tied her career high with 18 points in a win over Los Angeles on 8/14/22. Set a new career high with 11 assists in the same game.

2021 SEASON WITH DALLAS

- Appeared in 32 regular season contests for the Wings, starting three games.
- Averaged 4.4 points, 1.6 rebounds, 2.7 assists and 0.4 steals per game.
- Set her career high with 18 points on a career-high four made threes on 6/1 vs LAS.
- Led the team with 7 assists at PHX 6/8, tying her career high.
- Netted 13 points vs MIN on 6/19.

2020 SEASON WITH DALLAS

- Appeared in 21 games for the Wings, starting in three during her rookie campaign.
- Averaged 6.8 points, 1.2 rebounds, 2.8 assists and 0.9 steals per game.
- Dropped 13 points vs ATL 7/26.
- Scored 10 points and dished out a team-high seven assists vs CON 8/6.

OVERSEAS CAREER

- 2022-2023: Cankaya (Turkey)
- 2021-2022: Nika Siktivkar (Russia)
- 2020-2021: Bellon Kayseri (Turkey)

CAREER HIGHS

POINTS
Reg. Season: 18, three times
Postseason: 18, Minnesota 9-20-23

TOTAL REBOUNDS
Reg. Season: 5, Indiana 5-19-23
Postseason: 5, Connecticut 8-18-22

DEFENSIVE REBOUNDS
Reg. Season: 4, Indiana 5-19-23
Postseason: 3, Connecticut 8-18-22

OFFENSIVE REBOUNDS
Reg. Season: 2, Minnesota 5-21-22
Postseason: 2, Connecticut 8-18-22

ASSISTS
Reg. Season: 11, Los Angeles 8-14-23
Postseason: 4, two times

BLOCKS
Reg. Season: 1, twenty times
Postseason: 1, Connecticut 8-18-22

STEALS
Reg. Season: 4, New York 9-13-20
Postseason: 2, New York 10-1-23

FIELD GOALS
Reg. Season: 8, Minnesota 8-1-23
Postseason: 7, Minnesota 9-20-23

FIELD GOAL ATTEMPTS
Reg. Season: 12, four times
Postseason: 11, two times

3-POINT FIELD GOALS
Reg. Season: 4, two times
Postseason: 4, Minnesota 9-20-23

3-POINT FIELD GOAL ATTEMPTS
Reg. Season: 6, six times
Postseason: 6, two times

FREE THROWS MADE
Reg. Season: 4, three times
Postseason: 2, two times

FREE THROWS ATTEMPTED
Reg. Season: 5, two times
Postseason: 2, three times

MINUTES
Reg. Season: 34, Chicago 7-12-23
Postseason: 28, New York 9-29-23





COLLEGE CAREER

- Harris was the seventh overall pick by the Dallas Wings in the 2020 Draft after playing four years at the University of South Carolina where she ranked first in the SEC with 702 career assists.
- A four-year starter, she averaged 9.6 points, 5.1 assists and 3.1 rebounds per game throughout her collegiate career and has the most assists in an NCAA tournament (52) and SEC tournament (37).
- Harris was a two-time All-SEC second team, a two-time WBCA All-American Honorable Mention, a two-time WBCA All-Region, made the NCAA All-Tournament Team and was a Nancy Lieberman Award Finalist.

TYASHA HARRIS- CAREER REGULAR SEASON TOTALS																
SEASON	TEAM	G	GS	MIN	FGM-A	3PM-A	FTM-A	OREB	DREB	REB	AST	STL	BLK	TO	PF	PTS
2020	DAL	21	3	412	55 - 127	19 - 56	14 - 22	0	26	26	58	18	3	18	36	143
2021	DAL	32	3	522	48 - 143	20 - 59	25 - 30	9	42	51	85	13	10	32	40	141
2022	DAL	35	5	552	69 - 165	17 - 54	19 - 24	6	26	32	99	13	4	39	35	174
2023	CON	40	0	668	87-209	39-84	17-25	5	29	34	68	29	3	41	43	230
Career		128	11	2154	259-644	95-253	75-101	20	123	143	310	73	20	130	154	688

TYASHA HARRIS- CAREER PLAYOFF TOTALS																
SEASON	TEAM	G	GS	MIN	FGM-A	3PM-A	FTM-A	OREB	DREB	REB	AST	STL	BLK	TO	PF	PTS
2021	DAL	1	0	7	0 - 3	0 - 1	0 - 0	0	0	0	1	0	0	0	0	0
2022	DAL	3	0	52	7 - 19	2 - 7	2 - 2	3	4	7	7	1	1	4	3	18
2023	CON	7	0	152	24-52	13-24	4-5	1	6	7	17	5	0	7	11	65
Career		11	0	212	31-74	15-32	6-7	4	10	14	25	6	1	11	14	83





MORIAH JEFFERSON #4

POSITION: GUARD

HEIGHT: 5-6

EXPERIENCE: 7 SEASONS

SCHOOL/COUNTRY: CONNECTICUT '16/USA

BIRTH DATE: MARCH 8, 1994

DRAFT: 2ND OVERALL IN 2016 DRAFT TO SAN ANTONIO

ACQUIRED: TRADED TO CONNECTICUT PRIOR TO THE 2024 SEASON

2023 SEASON WITH PHOENIX

- Appeared in 39 regular season contests for the Mercury, starting in 36.
- Averaged 10.5 points, 2.0 rebounds, 3.6 assists and 1.1 steals per game.
- Tallied a career-high 32 points against Minnesota on September 3.
- Dished out a season-high nine assists against Atlanta on August 29.
- Nailed a season-high four three-point field goals against Las Vegas on September 10.
- Reached 1,500 career-point against Washington on August 8.

2022 SEASON WITH DALLAS/MINNESOTA

- Appeared in one regular season contest for Dallas on May 7 before being waived by the team.
- Signed with Minnesota on May 13, 2022.
- Appeared in and started in 30 regular season contests for the Lynx.
- Averaged 10.4 points, 2.4 rebounds, 4.7 assists and 1.2 steals per game in 2022.
- Recorded a triple-double with 13 points, 10 rebounds and 10 assists against Dallas on June 28.
- Tallied a season-high 23 points against Las Vegas on June 19.
- Tied her career-high with 10 rebounds against Dallas on June 28.
- Reached 500 career assists and 500 career field goals against Phoenix on August 10.
- Reached 100 career three-point field goals against Atlanta on July 28.

2021 SEASON WITH DALLAS

- Scored 10 points against LA on 6/1
- Recorded a season-high 11 points at PHX 6-11
- Led the team with six assists on 7/5 at NYL
- Netted a season-high 14 points vs LVA on 7/11
- Scored 11 points at CHI 8/17 and dished out a season-high 8 assists
- Netted 11 points at WAS 8/26
- Set her season-high with 7 rebounds at WAS 8/26
- Netted 13 points, tied her season-high with seven board and dished out five assists vs ATL 9/2.

2020 SEASON WITH DALLAS

- Scored a season-high 13 points vs NYL 7/29
- Set a new career-high with 10 rebounds vs ATL on 8/8
- Missed most of the season due to injury.

CAREER HIGHS

POINTS

Reg. Season: 32, Minnesota 9-3-23
Postseason: 9, Chicago 9-23-21

TOTAL REBOUNDS

Reg. Season: 10, two times
Postseason: 2, Chicago 9-23-21

DEFENSIVE REBOUNDS

Reg. Season: 8, Dallas 6-28-22
Postseason: 2, Chicago 9-23-21

OFFENSIVE REBOUNDS

Reg. Season: 3, two times
Postseason: -

ASSISTS

Reg. Season: 12, Phoenix 8-10-22
Postseason: 4, Chicago 9-23-21

BLOCKS

Reg. Season: 2, Connecticut 8-30-16
Postseason: -

STEALS

Reg. Season: 5, three times
Postseason: 2, Chicago 9-23-21

FIELD GOALS

Reg. Season: 13, Minnesota 9-3-23
Postseason: 4, Chicago 9-23-21

FIELD GOAL ATTEMPTS

Reg. Season: 26, Minnesota 9-3-23
Postseason: 7, Chicago 9-23-21

3-POINT FIELD GOALS

Reg. Season: 4, three times
Postseason: 1, Chicago 9-23-21

3-POINT FIELD GOAL ATTEMPTS

Reg. Season: 6, Los Angeles 9-16-16
Postseason: 3, Chicago 9-23-21

FREE THROWS MADE

Reg. Season: 9, Indiana 9-6-16
Postseason: -

FREE THROWS ATTEMPTED

Reg. Season: 9, Indiana 9-6-16
Postseason: -

MINUTES

Reg. Season: 38, Dallas 6-23-16
Postseason: 25, Chicago 9-23-21





2019 SEASON WITH DALLAS

- Missed the entire 2019 season due to injury.

2018 SEASON WITH LAS VEGAS

- Missed the first 17 games of the season due to injury
- Led or tied for the team lead in assists on 1 occasion
- Scored 10 or more points on 1 occasion
- Scored a season-high 11 points vs. Indiana on August 11
- Grabbed a season-high 4 rebounds vs. Atlanta on August 19
- Handed out a season-high 5 assists vs. Connecticut on July 7

2017 SEASON WITH SAN ANTONIO

- Missed 13 games due to injury
- Scored a season-high 24 points vs. Los Angeles on June 15
- Handed out a season-high 8 assists on 4 occasions
- Tied her career high with 5 steals vs. Chicago on June 10
- Grabbed a season-high 5 rebounds vs. Atlanta on July 18
- Scored 10 or more points in 8 occasions, and 20 or more points 1 time

2016 SEASON WITH SAN ANTONIO

- Finished second in Rookie of the Year voting
- Named to the WNBA All-Rookie Team
- Led the team in assists, scoring, and three-point field goal percentage
- Led the team in assists 20 times and in scoring 12 times
- Scored in double figures on 26 occasions, and netted 20 or more points 5 times
- Scored a career-high 31 points at Indiana on July 1 which was the highest scoring output for a member of the Stars on the year
- Had a career-high 9 assists at Washington on August 28, which was the highest single-game total on the team
- Recorded the most field goals attempted with 26 vs. Minnesota on September 11 and most field goals made with 13 at Indiana on July 1 by a Stars player on the season
- Her career-high 9 assists at Washington (8/28) were the most recorded by a player in 2016
- Recorded a career-high and team season-high 5 steals at Indiana on July 1

OVERSEAS CAREER

- 2016-17: Galatasaray (Turkey)
- 2018-19: Galatasaray (Turkey)

COLLEGE CAREER

- Played her collegiate career with the UConn Huskies from 2012-2016.
- Left UConn as a four-time NCAA National Champion, a two-time Nancy Liberman Award winner (2015, 2016), a two-time WBCA All-American (2015, 2016) and the program's all-time leader in assists (659).
- Compiled a record of 151-5 through their careers at UConn, which marked the most wins by a senior class in NCAA history.





MORIAH JEFFERSON- CAREER REGULAR SEASON TOTALS

SEASON	TEAM	G	GS	MIN	FGM-A	3PM-A	FTM-A	OREB	DREB	REB	AST	STL	BLK	TO	PF	PTS
2016	SAN	34	34	1033	185-434	33-88	69-89	15	58	73	142	55	4	59	71	472
2017	SAN	21	9	513	81-155	9-20	20-27	6	31	37	92	33	2	43	35	191
2018	LVA	16	0	250	33-87	3-15	17-21	5	16	21	34	10	0	16	21	86
2020	DAL	9	6	150	18-43	2-6	7-12	8	20	28	19	7	2	15	17	45
2021	DAL	29	28	499	66-147	23-50	3-5	12	46	58	72	24	5	40	40	158
2022	2TM	31	30	809	117-259	36-76	53-65	11	64	75	147	36	4	68	68	323
2023	PHO	39	36	972	165-381	38-108	41-50	9	68	77	140	43	7	63	63	409
Career		179	143	4229	665-1506	144-363	210-269	66	303	369	646	208	24	304	335	1684

MORIAH JEFFERSON- CAREER POST SEASON TOTALS

SEASON	TEAM	G	GS	MIN	FGM-A	3PM-A	FTM-A	OREB	DREB	REB	AST	STL	BLK	TO	PF	PTS
2021	DAL	1	0	25	4-7	1-3	0-0	0	2	2	4	2	0	4	1	9
Career		1	0	25	4-7	1-3	0-0	0	2	2	4	2	0	4	1	9





BRIONNA JONES

#42

POSITION: FORWARD

HEIGHT: 6-3

EXPERIENCE: 7 SEASONS

SCHOOL/COUNTRY: MARYLAND '17/USA

BIRTH DATE: DECEMBER 18, 1995

DRAFT: 8TH OVERALL IN 2017 DRAFT TO CONNECTICUT

ACQUIRED: 8TH OVERALL IN 2017 DRAFT TO CONNECTICUT

CAREER HIGHLIGHTS

- 2022 WNBA Sixth Player of the Year
- 2022 AP Sixth Player of the Year (unanimous)
- 2x WNBA All-Star (2021, 2022)
- 2021 WNBA Most Improved Player
- 2021 AP Most Improved Player

2023 SEASON WITH CONNECTICUT

- Appeared and started in 13 contests for the Sun before suffering a season-ending Achilles injury on 6/18.
- Prior to the injury, averaged a career-best 15.9 points, 8.2 rebounds, 2.4 assists and 1.9 steals per game.
- Tallied a season-high 28 points against Atlanta on 6/15.
- Tied her career-high with seven offensive rebounds against Atlanta on 6/15.
- Finished in double-figures in all 13 games, recording seven games with 15+ points and two games with 20+ points.
- Reached 1,500 career-points against Indiana on 5/30.

2022 SEASON WITH CONNECTICUT

- Appeared in all 36 regular season contests, starting seven.
- Ended with 496 points, 185 rebounds, 44 assists, 44 steals and 13 blocks.
- Named a WNBA All-Star for the second time in her career (2021, 2022) and was the only 2022 All-Star that consistently came off the bench for their respective team.
- Named WNBA Sixth Player of the Year
- Named AP Sixth Player of the Year (by unanimous decision)
- Tallied her 1,000th career-point in the win over Indiana on 5/22.
- Grabbed her 600th career-rebound in the loss against Chicago on 6/29.
- Dished out her 100th career-assist in the loss against Dallas on 5/24.
- Ranked 20th in the WNBA in scoring, fourth in field goal percentage (56.9), and second in offensive rebounds (2.6) per game.
- Tallied a career-high nine free-throws made in the win over Seattle on 6/5.

2021 SEASON WITH CONNECTICUT

- Started in all 32 regular season games for the Connecticut Sun.
- Finished with 470 points, 234 rebounds, 56 assists, 44 steals and 980 minutes played.
- Two-time Eastern Conference Player of the Week.
- Earned her 100th career steal in the win over New York on 9/15.

CAREER HIGHS

POINTS

Reg. Season: 31, Indiana 7-1-21
Postseason: 22, Chicago 9-28-21

TOTAL REBOUNDS

Reg. Season: 15, Los Angeles 8-28-21
Postseason: 12, Las Vegas 9-29-20

DEFENSIVE REBOUNDS

Reg. Season: 11, two times
Postseason: 6, Las Vegas 9-24-20

OFFENSIVE REBOUNDS

Reg. Season: 7, three times
Postseason: 7, Las Vegas 9-29-20

ASSISTS

Reg. Season: 7, Las Vegas 6-6-23
Postseason: 3, Chicago 8-28-22

BLOCKS

Reg. Season: 3, three times
Postseason: 2, two times

STEALS

Reg. Season: 4, three times
Postseason: 4, two times

FIELD GOALS

Reg. Season: 14, Indiana 7-1-21
Postseason: 9, Chicago 9-28-21

FIELD GOAL ATTEMPTS

Reg. Season: 19, Indiana 7-1-21
Postseason: 16, Chicago 9-28-21

3-POINT FIELD GOALS

Reg. Season: 1, three times
Postseason: -

3-POINT FIELD GOAL ATTEMPTS

Reg. Season: 1, fifteen times
Postseason: 1, Dallas 8-21-22

FREE THROWS MADE

Reg. Season: 9, Seattle 6-5-22
Postseason: 6, two times

FREE THROWS ATTEMPTED

Reg. Season: 10, Seattle 6-5-22
Postseason: 10, Las Vegas 9-13-22

MINUTES

Reg. Season: 41, Atlanta 6-15-23
Postseason: 37, Chicago 9-28-21





2021 SEASON WITH CONNECTICUT (CONT.)

- Career first double-double on 8/28 against Los Angeles and ended the season with four total (8/31, 9/7, 9/19).
- Collected her 500th career rebound in the win over Atlanta on 9/19.
- Tallied her 800th career point against Minnesota 8/19.
- Became the 16th player in Sun history to record 30+ points in a game in the game against Indiana (7/1), finished with a career high 34. She shot a career 14-19 from the field.
- Earned a new career high 15 rebounds in the win over Los Angeles (8/28).
- Part of the first pair of teammates to each have 20+ PTS / 10+ REB on 70% or better from the field in the same WNBA game (8/31 vs Washington).

2020 SEASON WITH CONNECTICUT

- Competed in 21 of 22 games and started in all 21 contests including the first of her four-year career with the Sun. Missed one game due to an ankle injury.
- Started in all seven of the team's playoff competitions.
- Scored a career high 235 points on 98-of-162 field goals. Led the team with a career-high 60.5% field goal percentage and averaged 9.4 points.
- Grabbed 118 rebounds, 59 offensive boards and 59 defensive boards. Averaged 5.6 per game for the season.
- Recorded 35 steals and finished third on the team in both regular season steals (35) and the postseason steals (11).
- Tallied a career high 20 points two times this season as well as grabbed a regular season career-high 11 rebounds (8/16) and a postseason high 12 rebounds (9/29).
- Finished the season with her first two career double-doubles and one playoff career double-double.

2019 SEASON WITH CONNECTICUT

- Competed in 27 regular season games and all eight playoff games
- Scored 94 points, grabbed 59 rebounds and added nine steals and nine assists
- Averaged a career-high 3.5 points per game and 2.2 rebounds per game
- Tallied a season-high 14 points and 10 rebounds against Indiana (9/8/19)
- Scored double figures in two contests

2018 SEASON WITH CONNECTICUT

- Competed in 27 regular season games
- Scored 84 points, 53 rebounds and tallied six assists, six steals and six blocks
- Tallied a career-high 18 points against Indiana (6/24/18)
- Made a career-high eight field goals against Indiana (6/24/18)
- Recorded a career-high 3 blocks against Phoenix (6/16/18)
- Scored double figures in two contests

2017 SEASON WITH CONNECTICUT

- Appeared in 23 games with no starts
- Had a career-high 13 points at Phoenix (9/1)
- Made a career-high five field goals on six attempts in that same game
- Had nine points and six rebounds against Chicago (8/25)
- Had a career-best seven rebounds against Atlanta (6/10)
- Was an efficient 23 of 40 (57.5 percent) from the field
- Made 9 of 14 shots in her last three games, averaging 7.3 points and 3.6 rebounds

OVERSEAS CAREER

- 2019-2023: USK Prague (Czech Republic)
- 2017-2019: Nadezhda (Russia)





COLLEGE CAREER

- Finished her collegiate career with 1,928 points and 1,209 rebounds
- Led the nation in FG percentage in 2015-16 (66.5%) and 2016-17 (69.0%)
- Wooden Watch List (2016)
- Naismith Watch List (2016)
- WBCA All-American (Honorable Mention - 2016, 2017)
- Associated Press All-American (Honorable Mention - 2016; First Team -2017)
- All-Big Ten First Team (Coaches - 2015; 2016; 2017)
- All-Big Ten Second Team (Media - 2015)
- All-Big Ten Defensive Team (2017)
- ESPNW All-American (2016, 2017)
- Preseason All-Big Ten (2015, 2016)
- Big Ten Player of the Week Honor Roll (12/30/14; 1/19/15; 2/24/15; 11/30/15; 2/22/16; 11/20/16; 11/27/16; 12/19/16; 12/26/16; 1/30/17; 2/6/17)
- Big Ten Player of the Week (12/12/16; 1/2/17; 1/16/17; 1/23/17)
- Big Ten Tournament MOP (2017)
- Big Ten All-Tournament Team (2016, 2017)
- ESPNW National Player of the Week (1/16/17)
- Naismith National Player of the Week (1/16/17)
- Senior CLASS Award Finalist (2017)
- Academic All-Big Ten Team (2015, 2016, 2017)
- Spokane All-Region Team (2015)

BRIONNA JONES-CAREER REGULAR SEASON TOTALS																
SEASON	TEAM	G	GS	MIN	FGM-A	3PM-A	FTM-A	OREB	DREB	REB	AST	STL	BLK	TO	PF	PTS
2017	CON	23	0	147	23 - 40	0 - 0	20 - 24	16	22	38	3	9	2	9	28	66
2018	CON	27	0	242	30 - 64	0 - 0	24 - 33	24	29	53	6	6	6	16	37	84
2019	CON	27	0	227	35 - 75	0 - 1	24 - 36	37	22	59	9	9	7	19	36	94
2020	CON	21	21	549	98 - 162	1 - 1	38 - 55	59	59	118	21	35	14	34	65	235
2021	CON	32	32	980	194 - 340	0 - 3	82 - 103	101	132	233	56	44	17	70	97	470
2022	CON	36	7	905	186 - 327	0 - 6	124 - 147	95	90	185	44	44	13	54	94	496
2023	CON	13	13	411	80-140	2-4	45-58	41	65	106	31	24	7	29	53	207
Career		179	73	3461	646-1148	3-15	357-456	373	420	793	170	171	66	231	410	1652

BRIONNA JONES-CAREER PLAYOFF TOTALS																
SEASON	TEAM	G	GS	MIN	FGM-A	3PM-A	FTM-A	OREB	DREB	REB	AST	STL	BLK	TO	PF	PTS
2019	CON	8	0	35	5 - 8	0 - 0	2 - 2	3	4	7	2	3	0	4	9	12
2020	CON	7	7	198	29 - 64	0 - 0	8 - 9	25	26	51	10	11	2	10	22	66
2021	CON	4	4	103	19 - 32	0 - 0	9 - 14	7	10	75	2	6	3	6	11	47
2022	CON	12	0	255	48 - 92	0 - 2	27 - 38	21	27	48	16	11	3	14	33	123
Career		31	11	591	101 - 196	0 - 2	46 - 63	56	67	123	30	31	8	34	75	248





TIFFANY MITCHELL

#3

POSITION: GUARD

HEIGHT: 5-9

EXPERIENCE: 8 SEASONS

SCHOOL/COUNTRY: SOUTH CAROLINA '16/USA

BIRTH DATE: SEPTEMBER 23, 1994

DRAFT: 9TH OVERALL IN 2016 WNBA DRAFT

ACQUIRED: TRADED TO CONNECTICUT IN JANUARY 2024

2023 SEASON WITH MINNESOTA

- Appeared in 33 regular season games for the Lynx, starting in 21.
- Averaged 7.3 points, 2.3 rebounds and 2.3 assists per game.
- Tallied her 2,000th career-point against Chicago on May 19.
- Recorded a season-high 17 points twice- once against Dallas on May 30 and once against Los Angeles at June 11.
- Tied her career-high with seven assists against Dallas on August 24.
- Grabbed a season-high seven rebounds against Washington on June 3.

2022 SEASON WITH INDIANA

- In 34 games played this season, Mitchell averaged 6.5 points, 1.2 rebounds, 1.2 assists and 16.3 minutes per contest with eight starting nods.
- Mitchell shot a career-best 45.1 percent from the field, as well as a career-high 38.7 percentage from 3-point range this season.
- During 2022, Mitchell surpassed 200 career regular season games played, 600 made field goals and 500 rebounds.

2021 SEASON WITH INDIANA

- Mitchell averaged 12.0 points, 2.9 rebounds, 2.0 assists and 27.3 minutes per contest in 28 games, while starting a career-high 25 games for the Fever.
- Her stellar free throw shooting also continued in 2021 shooting 88 percent from the charity stripe and holding firm to the sixth best free throw shooting percentage in WNBA history at 89.7 percent.
- Mitchell will carry the fifth longest regular season streak at 10 games of scoring at least 10 points into the 2022 WNBA season.
- During the 2021 season, Mitchell also ascended to third in made free throws with 532, as well as fifth in scoring with 1,775 points in franchise history.

2020 SEASON WITH INDIANA

- Mitchell rounded out her fifth WNBA season with career high averages in points (12.7), rebounds (3.4), assists (2.6) and minutes played (26.4).
- She led the Fever in scoring four different games during the 2020 season. On July 29 against Phoenix, Mitchell poured in a career-high 24 points as the Fever tallied the second highest point total in franchise history.
- Mitchell ended the season as the league leader in free throw shooting percentage at 95.1 percent. The 5-foot-9 guard began the season making 24 consecutive free throws, until missing an attempt on Aug. 9 against the Washington Mystics. Mitchell missed three games in the middle of the season due to a right wrist injury.

CAREER HIGHS

POINTS

Reg. Season: 24, Phoenix 7-29-20
Postseason: 6, Connecticut 9-20-23

TOTAL REBOUNDS

Reg. Season: 9, Phoenix 8-10-18
Postseason: 5, Connecticut 9-13-20

DEFENSIVE REBOUNDS

Reg. Season: 8, Atlanta 7-11-21
Postseason: 4, Connecticut 9-13-20

OFFENSIVE REBOUNDS

Reg. Season: 4, Las Vegas 8-11-18
Postseason: 1, three times

ASSISTS

Reg. Season: 7, five times
Postseason: 5, two times

BLOCKS

Reg. Season: 2, Dallas 6-8-18
Postseason: -

STEALS

Reg. Season: 5, two times
Postseason: 1, Connecticut 9-20-23

FIELD GOALS

Reg. Season: 9, Los Angeles 7-19-22
Postseason: 3, Connecticut 9-20-23

FIELD GOAL ATTEMPTS

Reg. Season: 17, Connecticut 8-18-20
Postseason: 6, Connecticut 9-20-23

3-POINT FIELD GOALS

Reg. Season: 4, Los Angeles 7-6-16
Postseason: 1, Connecticut 9-17-20

3-POINT FIELD GOAL ATTEMPTS

Reg. Season: 8, Connecticut 8-18-20
Postseason: 2, Phoenix 9-21-16

FREE THROWS MADE

Reg. Season: 13, New York 5-24-19
Postseason: -

FREE THROWS ATTEMPTED

Reg. Season: 14, New York 5-24-19
Postseason: -

MINUTES

Reg. Season: 44, Las Vegas 6-12-18
Postseason: 24, Connecticut 9-17-23





2019 SEASON WITH INDIANA

- Mitchell averaged 9.7 points, 2.8 rebounds, 2.2 assists and 25.2 minutes per contest while starting 14 of 33 games played in 2019
- Ended the season as the ninth leading scorer in franchise history with 1,197 points
- Double-figure scorer in 15 of 33 games
- First start of the season was at Chicago on 7/21 and was first start since 7/11/18 vs. Minnesota
- Scored a career-high 22 points at New York on 5/24 behind a 13-of-14 clip from the free throw line
- Ended the season still as the franchise leader in free throw shooting percentage (89.1%, 345/387)
- Missed the last game of the regular season due to concussion protocol.

2018 SEASON WITH INDIANA

- Mitchell played in all 34 games with 20 starts, averaging 9.1 points, 3.1 rebounds and 2.3 assists per game
- Tallied a season-high 17 points on three different occasions: at Phoenix, 8/10, at Atlanta, 7/13; and vs. Las Vegas, 6/12
- Narrowly missed the first double-double of her career at Phoenix, 8/10, while recording a season-high nine rebounds
- Registered a season-best seven assists three times: vs. Chicago, 8/18; at New York, 6/10; and against Washington, 5/24
- Led the club in assists on four occasions.

2017 SEASON WITH INDIANA

- Mitchell played in 27 games with nine starts, missing the club's last seven games with torn cartilage and a bone bruise in her right knee
- Averaged 10.3 points, 3.2 rebounds, 1.4 assists and 1.2 steals per game prior to her injury
- Ranked fourth in the WNBA with a 92.2 percent free throw percentage...she broke her own franchise mark for consecutive free throws made, hitting 43 in-a-row from May 20 to June 28
- Ended her season with another streak of 23 straight
- Had season highs of 19 points and five assists in a road win at Chicago, 6/19
- Scored 10 points and added a season-high eight rebounds against Washington, 7/14
- Reached double-digit scoring in 16 of 27 appearances.

2016 SEASON WITH INDIANA

- Mitchell became only the fourth Fever rookie to play in all 34 games and she finished second behind Tamika Catchings' rookie scoring record with 291 points, an average of 8.6 per game
- Finished fourth in the WNBA with a 91.1 percent clip at the foul stripe, aided by a franchise-record 42-in-a-row at the close of the season
- Her 91 percent foul shooting set a Fever rookie record
- Scored in double figures 14 times in her rookie season
- Began the season with eight straight games of double-digit scoring, the longest streak by a Fever rookie to begin her career
- Opened her rookie season with an 18-point debut against Dallas, 5/14
- Led the team in scoring five times, and twice eclipsed 20 points
- Had a season-high 21 points at Connecticut, 6/5, and poured in 20 at LA, 7/6
- Named to the WNBA All-Rookie Team.

COLLEGE CAREER

- One of the most decorated women's basketball player in South Carolina program history, Mitchell made more starts (135) and played in more games (139) than any player...she capped her college career as the recipient of the University of South Carolina President's Award, the highest annual award bestowed on a student-athlete, honoring achievement in athletics, academics and community outreach...on the court, she finished her career fifth in Gamecock history with 1,885 points and 234 steals...she was second in program history in both 3-point shooting (39.9 percent) and free throw shooting (77.3 percent)...Mitchell was a three-time All-American...she also was a three-time All-SEC First Team selection, and a two-time SEC Player of the Year...she was only the second sophomore to earn the award in league history...Mitchell holds seven single-season school records, including 3-point percentage (.541 in 2013-14) and free throws made (157 in 2013-14), and single-game records for 3-point percentage and free throw percentage...she was one of the team's top two scorers in all three SEC regular-season championship seasons and was the Gamecocks' top scorer during the 2015 NCAA Tournament run to the Final Four





TIFFANY MITCHELL- CAREER REGULAR SEASON TOTALS

SEASON	TEAM	G	GS	MIN	FGM-A	3PM-A	FTM-A	OREB	DREB	REB	AST	STL	BLK	TO	PF	PTS
2016	IND	34	8	681	87-241	25-85	92-101	15	43	58	48	30	3	55	85	291
2017	IND	27	9	671	83-238	17-69	94-102	16	70	86	39	31	5	40	60	277
2018	IND	34	20	871	108-291	16-60	76-91	25	80	105	78	30	8	49	59	308
2019	IND	33	14	832	109-286	20-69	83-93	22	72	94	71	19	3	57	83	321
2020	IND	19	11	502	74-214	17-73	77-81	15	50	65	49	12	2	45	49	242
2021	IND	28	25	765	107-254	12-47	110-125	25	55	80	56	18	1	54	53	336
2022	IND	34	8	552	82-182	12-31	45-52	20	21	41	40	28	2	30	46	221
2023	MIN	33	21	763	86-213	13-45	55-66	18	58	76	76	16	3	70	88	240
Career		242	116	5639	736-1919	132-479	632-711	156	449	605	457	184	27	400	523	2236

TIFFANY MITCHELL- CAREER POST SEASON TOTALS

SEASON	TEAM	G	GS	MIN	FGM-A	3PM-A	FTM-A	OREB	DREB	REB	AST	STL	BLK	TO	PF	PTS
2016	IND	1	0	10	1-5	0-2	0-0	0	0	0	0	0	0	1	0	2
2023	MIN	3	3	65	5-12	1-2	0-0	3	7	10	11	1	0	7	5	11
Career		4	3	75	6-17	1-4	0-0	3	7	10	11	1	0	8	5	13





ASTOU NDOUR-FALL #45

POSITION: CENTER-FORWARD

HEIGHT: 6-5

EXPERIENCE: 6 SEASONS

COUNTRY: GRAN CANARIA, SPAIN

BIRTH DATE: AUGUST 22, 1994

DRAFT: 16TH OVERALL IN THE 2014 DRAFT BY SAN ANTONIO

ACQUIRED: SIGNED AS A FREE AGENT PRIOR TO 2024 SEASON

2021 SEASON WITH CHICAGO

- Averaged 6.6 points, 3.3 rebounds in 17.1 minutes
- Played her 100th career game vs. Los Angeles (5/30)
- Reached 500 career points vs. Atlanta (5/19)

2020 SEASON WITH DALLAS

- Averaged 3.5 points and 2.9 rebounds per game in 13 games played.

2019 SEASON WITH CHICAGO

- Career-highs in nearly every category including PPG, RPG, FG% and MPG
- Missed 13 games early in the season while competing for Spain in the EuroBasket Championship, where she was named MVP and Spain won the championship.
- Became a starter after Lavender went down to an injury for the season
- As a starter, averaged 10.7 PPG on 50% FG shooting and 42.3% shooting from three, and 7.1 RPG while playing 26.2 minutes
- Averaged 16.5 PPG on 66.7% shooting in the playoffs

2018 SEASON WITH CHICAGO

- Tied career high seven defensive rebounds on June 17
- Recorded a career high six offensive rebounds on June 27
- Started nine games of 22 games played
- Averaged 4.6 points and 2.5 rebounds per game

2016 SEASON WITH SAN ANTONIO

- Recorded a career-high five blocks vs. New York (6/11)
- Started 9 games of 30 games played
- Scored a career high 20 points vs. Atlanta (9/13)
- Played a career high 34 minutes vs. Minnesota (9/11)

2014 SEASON WITH SAN ANTONIO

- Drafted No. 16 overall in the 2014 WNBA draft by the San Antonio Stars
- Recorded the first three-point field goal of her career vs. Minnesota (8/15)
- Recorded her first career block vs. Indiana (7/26)

CAREER HIGHS

POINTS

Reg. Season: 20, Atlanta 9-13-16
Postseason: 17, Las Vegas 9-15-19

TOTAL REBOUNDS

Reg. Season: 12, Los Angeles 5-30-21
Postseason: 9, Phoenix 9-11-19

DEFENSIVE REBOUNDS

Reg. Season: 8, Atlanta 8-20-19
Postseason: 6, two times

OFFENSIVE REBOUNDS

Reg. Season: 6, two times
Postseason: 4, Phoenix 9-11-19

ASSISTS

Reg. Season: 3, Washington 8-23-19
Postseason: 1, two times

BLOCKS

Reg. Season: 5, New York 6-11-16
Postseason: 2, two times

STEALS

Reg. Season: 3, three times
Postseason: 2, 9-11-19

FIELD GOALS

Reg. Season: 7, six times
Postseason: 7, two times

FIELD GOAL ATTEMPTS

Reg. Season: 14, Washington 8-28-16
Postseason: 11, Phoenix 9-11-19

3-POINT FIELD GOALS

Reg. Season: 3, two times
Postseason: 2, Phoenix 9-11-19

3-POINT FIELD GOAL ATTEMPTS

Reg. Season: 5, three times
Postseason: 3, three times

FREE THROWS MADE

Reg. Season: 7, Atlanta 5-25-21
Postseason: 2, two times

FREE THROWS ATTEMPTED

Reg. Season: 7, Atlanta 5-25-21
Postseason: 3, Las Vegas 9-15-19

MINUTES

Reg. Season: 35, Connecticut 9-6-19
Postseason: 27, Phoenix 9-11-19





ASTOU NDOUR-FALL- CAREER REGULAR SEASON TOTALS																
SEASON	TEAM	G	GS	MIN	FGM-A	3PM-A	FTM-A	OREB	DREB	REB	AST	STL	BLK	TO	PF	PTS
2014	SAN	8	0	35	8-19	1-3	0-0	4	5	9	0	0	2	3	4	17
2016	SAN	30	9	445	65-164	21-61	29-35	25	70	95	12	13	26	16	48	180
2018	CHI	22	9	255	37-78	7-22	20-26	23	31	54	7	5	10	11	332	101
2019	CHI	21	11	367	58-118	14-33	13-18	30	58	88	14	10	14	14	36	143
2020	DAL	13	7	150	20-57	6-25	0-0	13	25	38	6	3	6	6	29	46
2021	CHI	26	20	342	46-116	8-34	32-34	32	63	95	8	7	16	17	43	132
Career		114	44	1596	234-552	57-178	94-113	127	252	379	47	38	74	67	192	619

ASTOU NDOUR-FALL CAREER POST SEASON TOTALS																
SEASON	TEAM	G	GS	MIN	FGM-A	3PM-A	FTM-A	OREB	DREB	REB	AST	STL	BLK	TO	PF	PTS
2014	SAN	1	0	1	0-0	0-0	0-0	0	0	0	0	0	0	0	0	0
2019	CHI	2	2	50	14-21	3-6	2-3	6	11	17	2	3	2	3	8	33
2021	CHI	9	0	69	8-19	1-5	4-6	1	13	14	0	2	6	1	8	21
Career		12	2	120	22-40	4-11	6-9	7	24	31	2	5	8	4	16	54





OLIVIA NELSON-ODODA #10

POSITION: CENTER

HEIGHT: 6-5

EXPERIENCE: 2 SEASONS

SCHOOL/COUNTRY: CONNECTICUT '22/USA

BIRTH DATE: AUGUST 17, 2000

DRAFT: 19TH OVERALL IN 2022 DRAFT TO LOS ANGELES

ACQUIRED: TRADED TO CONNECTICUT IN JANUARY 2023

2023 SEASON WITH CONNECTICUT

- Appeared in 39 regular games in the Sun.
- Averaged 4.5 points, 3.7 rebounds, 0.6 assists and 0.9 blocks per game.
- Tallied a career-high 20 points against Chicago on 9/10.
- Grabbed a career-high 11 rebounds twice- against Los Angeles on 8/27 and against Chicago on 9/10.
- Recorded her first career double-double with 10 points and 10 rebounds against Indiana on 8/4.
- Led the Sun in blocks in 13 games.
- Reached 200 career points on 7/25 against Dallas.
- Logged a career-high 35 minutes against Chicago on 9/10.

2022 SEASON WITH LOS ANGELES

- Appeared in 30 games during her rookie campaign, starting in six.
- Averaged 4.0 points, 2.9 rebounds and 0.8 blocks per game.
- Tallied a career-high 12 points and career-high three steals against New York on 8/2/22.
- Recorded a career-high 10 rebounds and a career-high four blocks against New York on 8/3/22.

2021 SEASON WITH CONNECTICUT

- Started in all 32 regular season games for the Connecticut Sun.
- Finished with 470 points, 234 rebounds, 56 assists, 44 steals and 980 minutes played.
- Two-time Eastern Conference Player of the Week.
- Earned her 100th career steal in the win over New York on 9/15.

COLLEGE CAREER

- Started in all 32 regular season games for the Connecticut Sun.
- Played four seasons at the University of Connecticut
- 2022 All-BIG EAST First Team member
- 2021 BIG EAST Co-Defensive Player of the Year
- 2021 All-BIG EAST Second Team member
- 2021 BIG EAST All-Tournament Team
- 2020 American Athletic Conference Second Team
- Ranks No.6 in career blocks (262) in program history.
- 2x Big East Tournament Champion
- 2x American Athletic Conference Tournament Champion

CAREER HIGHS

POINTS

Reg. Season: 20, Chicago 9-10-23
Postseason: 14, New York 9-29-23

TOTAL REBOUNDS

Reg. Season: 11, two times
Postseason: 6, New York 9-24-23

DEFENSIVE REBOUNDS

Reg. Season: 10, Los Angeles 8-27-23
Postseason: 4, two times

OFFENSIVE REBOUNDS

Reg. Season: 6, Indiana 8-4-23
Postseason: 2, four times

ASSISTS

Reg. Season: 4, two times
Postseason: 1, four times

BLOCKS

Reg. Season: 4, New York 8-3-22
Postseason: 2, New York 9-29-23

STEALS

Reg. Season: 3, two times
Postseason: 2, two times

FIELD GOALS

Reg. Season: 8, Chicago 9-10-23
Postseason: 6, New York 9-29-23

FIELD GOAL ATTEMPTS

Reg. Season: 11, Chicago 9-10-23
Postseason: 7, New York 9-29-23

3-POINT FIELD GOALS

Reg. Season: -
Postseason: -

3-POINT FIELD GOAL ATTEMPTS

Reg. Season: -
Postseason: -

FREE THROWS MADE

Reg. Season: 6, Phoenix 8-31-23
Postseason: 2, New York 9-29-23

FREE THROWS ATTEMPTED

Reg. Season: 6, five times
Postseason: 2, New York 9-29-23

MINUTES

Reg. Season: 35, Chicago 9-10-23
Postseason: 26, New York 9-29-23





OLIVIA NELSON-ODODA- CAREER REGULAR SEASON TOTALS																
SEASON	TEAM	G	GS	MIN	FGM-A	3PM-A	FTM-A	OREB	DREB	REB	AST	STL	BLK	TO	PF	PTS
2022	LAS	30	6	435	47-85	0-0	26-37	34	55	89	11	9	24	30	77	120
2023	CON	39	0	584	65-121	0-0	46-65	50	94	144	23	20	33	30	87	176
Career		69	6	1020	112-205	0-0	72-102	84	149	233	34	29	57	60	164	296

OLIVIA NELSON-ODODA- CAREER POST SEASON TOTALS																
SEASON	TEAM	G	GS	MIN	FGM-A	3PM-A	FTM-A	OREB	DREB	REB	AST	STL	BLK	TO	PF	PTS
2023	CON	7	1	107	14-21	0-0	2-2	10	14	24	4	7	6	3	11	30
Career		7	1	107	14-21	0-0	2-2	10	14	24	4	7	6	3	11	30





ALYSSA THOMAS

#25

POSITION: FORWARD

HEIGHT: 6-2

EXPERIENCE: 10 SEASONS

SCHOOL/COUNTRY: MARYLAND '14/USA

BIRTH DATE: APRIL 12, 1992

DRAFT: 4TH OVERALL IN 2014 DRAFT TO NEW YORK

ACQUIRED: TRADED TO CONNECTICUT IN DRAFT DAY TRADE.

CAREER HIGHLIGHTS

- 4x WNBA All-Star (2017, 2019, 2022, 2023)
- All-WNBA First Team (2023)
- All-WNBA Second Team (2022)
- 2x WNBA All-Defensive First Team (2020, 2023)
- 3x WNBA All-Defensive Second Team (2017, 2019, 2022)
- 9x WNBA Eastern Conference Player of the Week
- 3x WNBA Eastern Conference Player of the Month
- 2023 WNBA Peak Performer in Rebounds (9.9rpg)
- 2022 AP Comeback Player of the Year
- WNBA All-Time Leader in Regular Season Triple-Doubles (8)
- WNBA All-Time Leader in Postseason Triple-Doubles (3)
- Set a new WNBA single-season record for assists (316) and double-doubles (28) in 2023 regular season.
- Connecticut Sun franchise all-time leader in games played, rebounds, assists and free throws made.
- Finished second in the 2023 WNBA Most Valuable Player race (439), receiving the most first-place votes (23).

2023 SEASON WITH CONNECTICUT

- Appeared and started in all 40 regular season games for the Sun in 2023.
- Averaged 15.5 points, 9.9 rebounds, 7.9 assists. 1.8 steals and 0.5 blocks per game.
- 2023 WNBA All-Star
- All-WNBA First Team
- WNBA All-Defensive First Team
- WNBA Eastern Conference Player of the Month- June
- 3x WNBA Eastern Conference Player of the Week (6/6, 6/27, 8/8)
- WNBA Peak Performer in Rebounds (league-best 9.9 rpg).
- Finished second in the WNBA in assists per game (7.9) and third in steals per game (1.8).
- Finished second in the 2023 WNBA Most Valuable Player race (439), receiving the most first-place votes (23).
- Moved into first all-time in WNBA history in regular season triple-doubles (8).
- Recorded six triple-doubles during the 2023 regular season- most in a single-season in league history.
- Moved into first all-time in Connecticut Sun history in games played, assists, rebounds and free throws.

CAREER HIGHS

POINTS

Reg. Season: 28, two times
Postseason: 28, two times

TOTAL REBOUNDS

Reg. Season: 20, Minnesota 8-1-23
Postseason: 15, Las Vegas 9-15-22

DEFENSIVE REBOUNDS

Reg. Season: 17, Minnesota 8-1-23
Postseason: 12, Las Vegas 9-15-22

OFFENSIVE REBOUNDS

Reg. Season: 8, Phoenix 6-19-15
Postseason: 10, Chicago 9-15-20

ASSISTS

Reg. Season: 16, Minnesota 6-1-23
Postseason: 14, New York 9-29-23

BLOCKS

Reg. Season: 4, San Antonio 6-3-17
Postseason: 2, two times

STEALS

Reg. Season: 7, San Antonio 7-5-17
Postseason: 5, three times

FIELD GOALS

Reg. Season: 12, two times
Postseason: 13, Minnesota 9-20-23

FIELD GOAL ATTEMPTS

Reg. Season: 22, Dallas 8-12-23
Postseason: 21, Las Vegas 9-27-20

3-POINT FIELD GOALS

Reg. Season: 1, San Antonio 8-1-14
Postseason: -

3-POINT FIELD GOAL ATTEMPTS

Reg. Season: 1, sixteen times
Postseason: 1, four times

FREE THROWS MADE

Reg. Season: 10, Washington 5-23-23
Postseason: 9, Washington 10-8-19

FREE THROWS ATTEMPTED

Reg. Season: 16, Washington 5-23-23
Postseason: 10, Washington 10-8-19

MINUTES

Reg. Season: 45, New York 8-24-23
Postseason: 40, nine times





2023 SEASON WITH CONNECTICUT (CONT.)

- Became the first player in WNBA history to record 600+ points, 300+ rebounds and 300+ assists in a single season.
- Became the first player in WNBA history to record 20+ points, 15+ rebounds and 10+ assists in a single game (8/1 vs. MIN).
- Became fastest player in WNBA history (261 games) to record 3,000+ points, 1,500+ rebounds, 1,000+ assists and 400+ steals.
- Achieved 3,000 career points on 6/15 against Atlanta.
- Achieved 2,000 career rebounds on 8/24 against New York.
- Achieved 1,000 career assists on 7/20 against Atlanta.
- Set a new single-game assist record in franchise history with a career-high 16 assists against Minnesota on 6/1.
- Set a new career-high with 20 rebounds against Minnesota on 8/1.
- Set a new career-high with 10 made free throws against Washington on 5/23.
- Led the Sun in assists 33 times, in rebounding 29 times and steals 21 times in 2023.
- Finished in double-figures scoring 35 times, 15+ points 22 times and 20+ points 10 times.
- Played 40+ minutes in 12 games in 2023 (no other player in the WNBA played 40+ minutes more than four times in 2023).

2022 SEASON WITH CONNECTICUT

- Appeared and started in all 36 regular season contests for Connecticut.
- Finished with 484 points, 294 rebounds, 218 assists, 62 steals and seven blocks.
- Averaged 13.4 points, 8.2 steals, 6.1 assists and 1.7 steals per game in 2022.
- Recorded two regular season triple-doubles (7/24 and 8/2), making her one of three players to record multiple triple-double in a single season in league history (Candace Parker, Sabrina Ionescu).
- Named WNBA All-Star for the third time in her career (2017, 2019, 2022).
- Named the AP Comeback Player of the Year after missing all but six games of the 2021 season with a torn Achilles tendon.
- 2022 AP Second Team
- 2022 All-WNBA Second Team
- 2022 WNBA All-Defensive Second Team
- 2x WNBA Eastern Conference Player of the Week (5/23, 7/25)
- 2x WNBA Eastern Conference Player of the Month (May, July)
- Moved into second in rebounding (1633), third in assists (830), third in steals (359), and fifth in games played (239) in Connecticut Sun history.

2021 SEASON WITH CONNECTICUT

- Missed the first 30 games of the season as she was recovering from an Achilles injury that she suffered in January 2021.
- Played in the final two regular season games and totaled 35 minutes, 11 points, 10 rebounds, four assists and one steal.

2020 SEASON WITH CONNECTICUT

- Appeared in 21 of the team's 22 regular season games, starting in each of them. Also started in all seven of the Sun's play-off games. Missed her first game since the 2018 season on Sept. 3 against the Las Vegas Aces.
- Played in her 200th career regular season game. Has now appeared in 201 regular season games and has started 194 of them.
- Sits fifth in Connecticut Sun history for all-time points (2352), fifth in franchise history in games played (201) and fifth in all-time assists (608).
- Finished the season with 325 points, 190 rebounds, 101 assists and 42 steals.
- Averaged a career-high 15.5 points and 9.0 rebounds during the regular season including a career-high 4.8 assists and 2.0 steals per game.
- Matched her career-high 28 points against Washington (7/28) in the second game of the season.
- Finished the season with her 29th career double-double after recording seven during the regular season.
- Grabbed a career-high 18 rebounds against Los Angeles (7/30) in the third game of the season.
- Tallied her 1300th career rebounds and 600th career assist.
- She is 1-of-56 players in WNBA history to have amassed at least 2200 points and 1300 rebounds and 1-of-30 players with at least 2200 points, 1300 rebounds and 600 assists.





2020 SEASON WITH CONNECTICUT (CONT.)

- Named to the WNBA All-Defensive first team for the first time in her career.
- Named Eastern Conference Player of the Week (8/31)
- Named AP All-WNBA Second Team

2019 SEASON WITH CONNECTICUT

- Appeared in 34 regular season games with 34 starts. Started in all eight post-season contests for the Sun.
- Concluded the season with 396 points, 264 rebounds, 105 assists.
- Ranked sixth in the league in total rebounding and third in total steals.
- Finished third on the team in points, second in rebounds, third in assists and first in steals.
- Tallied 21 games with double-figures.
- Finished with 12 double-doubles including five in the playoffs.
- Recorded a career-high 28 points and 12 FGM against Dallas (6/26/19)
- Named a 2019 WNBA All-Star
- Selected to 2019 WNBA All-Defensive Second Team

2018 SEASON WITH CONNECTICUT

- Started in all 24 regular season contests for the Sun.
- Finished the season with 248 points, 195 rebounds, 101 assists.
- Finished second on the team in rebounds, third in steals and top five in scoring.
- Recorded six double-doubles and reached double-figures in 14 contests.
- Tallied a career-high 10 assists against Phoenix (7/13/18)

2017 SEASON WITH CONNECTICUT

- Appeared in 33 games with 33 starts.
- Missed game at Indiana (5/20) because of concussion protocol.
- Averaged career-high 14.8 points
- Led the Sun with career highs of 147 assists, 188 made field goals, 52 steals and 982 minutes.
- Second on the team with career-highs of 225 rebounds, 114 made free throws and 13 blocks.
- Had five double-doubles.
- Had at least five assists in 20 games
- Had five games with at least eight assists.
- Had a career-high 26 points with 10 rebounds and five assists at Washington (8/29)
- Had a career-high 13 rebounds against Dallas (8/12)
- Tied a franchise record with a career-high seven steals at San Antonio (7/5)
- Had a career-high nine assists against Seattle (6/29)
- Scored in double figures 27 times, including streaks of 14 games and 12 games in a row.
- Scored 1,000th career point against Minnesota (6/17)
- Earned first WNBA All Star selection.
- Selected to 2017 WNBA All-Defensive Second Team
- Twice named Eastern Conference Player of the Week

2016 SEASON WITH CONNECTICUT

- Appeared in 31 games with 31 starts.
- Missed three games with a concussion suffered at Atlanta (6/12)
- Set new career highs for points (343), scoring average (11.1 ppg.), rebounds (187), rebound average (6.0 rpg.), assists (70), assist average (2.3 apg.), steals (44), field goals (130), free throw attempts (131) and field goal percentage (48.7)
- Had two double-doubles.
- Scored in double-figures 19 times.
- Had season-high 12 rebounds against Los Angeles (7/15)
- Had season-high seven assists twice





2015 SEASON WITH CONNECTICUT

- Appeared in 24 games with 23 starts.
- Missed 10 games with shoulder injury suffered against Tulsa (8/12)
- Returned to average nine points and six rebounds in last two games.
- Second on the team in rebound average (5.3 rpg.)
- Third on the team in scoring average (8.8 ppg.)
- Led the Sun in free throws made (72) and attempted (104), despite missing 10 games.
- Led the Sun in offensive rebounds (61)
- Tied a then career-high with 11 rebounds at Washington (8/9)
- Had a career-high eight offensive rebounds at Phoenix (6/19)
- Had a career high eight defensive rebounds at Los Angeles (6/21)
- Had 12 double-figure scoring games, including four in a row from June 11-19th.
- Played career-high 40 minutes at Phoenix (6/19)
- Had 12 games with five or more rebounds.
- Averaged over seven rebounds during six-game stretch from 6/16-7/2.

2014 SEASON WITH CONNECTICUT

- Appeared in 34 games with 28 starts.
- Was second on the team in minutes (927)
- One of the top rookies in the Class of 2014
- Voted to WNBA All-Rookie team.
- Ranked third on the Sun in rebounds (5.1 per game), and fourth on the team in scoring (10 ppg.)
- Reached double figures 15 times, including eight of the last nine games.
- Scored a career-high 24 points against Tulsa (7/3)
- Collected first double-double with 23 points and a career-high 11 rebounds in a victory over Chicago (6/25)
- Had 18 games with five or more rebounds.

OVERSEAS CAREER

- 2014-2015: Bucheon KEB Hana Bank (South Korea)
- 2015-2016: Yakin Dogu (Turkey)
- 2016-2018: Yongin Samsung Blueminx (South Korea)
- 2018-2023: USK Prague (Czech Republic)

COLLEGE CAREER

- Three-time AAC Player of the Year
- Two-time WBCA Coaches' All-American
- First Team AP All-American as a senior
- Second Team AP All-American as a junior
- 2011 AAC Rookie of the Year
- Wrapped up her career at Maryland as the all-time leader in eight statistical categories – games started (135), points (2,356), points per game (17.5), field goals made (890), field goals attempted (1,868), free throws made (557), rebounds (1,235) and double-doubles (60)
- Her scoring and rebounding totals are the most for any Maryland player, male or female.
- Had six triple-doubles in her career.
- Is just one of three players in NCAA history to have six or more triple-doubles in her career.
- Three-time All-ACC Tournament Team member
- ACC Tournament MVP in 2012
- Nine-time ACC Player of the Week
- Seven-time ACC Rookie of the Week as a freshman
- Ninth player in Maryland program history to have her jersey honored in the rafters on March 2, 2014.
- Helped lead the Terrapins to a record of 109-28 during her career, including four NCAA. Tournament appearances, three Sweet Sixteens, two Elite Eights and the 2014 Final Four.





ALYSSA THOMAS-CAREER REGULAR SEASON TOTALS

SEASON	TEAM	G	GS	MIN	FGM-A	3PM-A	FTM-A	OREB	DREB	REB	AST	STL	BLK	TO	PF	PTS
2014	CON	34	28	927	126 - 290	2 - 6	87 - 115	63	111	174	51	35	7	58	70	340
2015	CON	24	23	623	69 - 168	0 - 0	72 - 104	61	65	126	33	29	5	42	65	210
2016	CON	31	31	840	130 - 267	0 - 0	83 - 131	62	125	187	70	44	6	75	81	343
2017	CON	33	33	982	188 - 369	0 - 3	114 - 201	47	178	225	147	52	13	98	105	490
2018	CON	24	24	734	98 - 211	0 - 1	52 - 95	47	148	195	101	28	10	48	69	248
2019	CON	34	34	1026	168 - 333	0 - 1	60 - 121	83	181	264	105	66	13	69	96	396
2020	CON	21	21	689	122 - 244	0 - 1	81 - 118	39	151	190	101	42	6	52	59	325
2021	CON	2	0	35	4 - 15	0 - 0	3 - 4	1	9	10	4	1	0	3	4	11
2022	CON	36	36	1154	188 - 376	0 - 2	108 - 148	74	220	294	218	62	7	103	101	484
2023	CON	40	40	1445	243-513	0-3	133-186	80	314	394	316	73	19	137	109	619
Career		279	270	8454	1336-2786	1-16	793-1223	557	1502	2059	1146	432	86	685	759	3466

ALYSSA THOMAS-CAREER PLAYOFF TOTALS

SEASON	TEAM	G	GS	MIN	FGM-A	3PM-A	FTM-A	OREB	DREB	REB	AST	STL	BLK	TO	PF	PTS
2017	CON	1	1	32	8 - 12	0 - 0	4 - 6	3	7	10	1	2	0	6	4	20
2018	CON	1	1	35	7 - 13	0 - 0	3 - 3	1	2	3	3	0	0	1	3	17
2019	CON	8	8	296	50 - 94	0 - 0	28 - 36	18	56	74	53	19	1	17	32	128
2020	CON	7	7	227	51 - 99	0 - 0	25 - 32	21	36	57	28	12	3	15	22	127
2021	CON	4	0	93	20-49	0-1	7-11	10	14	24	15	6	2	5	9	47
2022	CON	12	12	402	64 - 135	0 - 1	19 - 33	28	86	114	75	18	8	30	29	147
2023	CON	7	7	271	55-110	0-2	17-27	14	42	56	72	12	2	19	19	127
Career		40	36	1357	255-512	0-4	103-148	95	243	338	247	69	16	93	118	613





2023 SEASON IN REVIEW

2023 REGULAR SEASON RESULTS



DATE	OPP	SCORE	HIGH SCORER	HIGH REBOUNDS	OPP HIGH SCORER	OPP HIGH REBOUNDS
5/19	@ IND	70-61-W	Bonner- 19	Thomas- 11	Mitchell- 20	Boston/Smith-9
5/21	WAS	80-74- W	Bonner-21	Thomas- 16	Austin- 21	Delle Donne/Austin- 11
5/23	@ WAS	88-81- W	Thomas- 22	Thomas- 10	Delle Donne- 27	Austin-8
5/27	@ NYL	81-65- L	Hayes- 16	Thomas/Jones- 8	Stewart- 21	Ionescu/Thornton- 7
5/30	IND	81-78- W	Hayes- 22	Thomas- 17	Boston- 20	Smith- 15
6/1	@ MIN	89-84- W	Hiedeman- 19	Thomas- 9	Collier- 30	Shepard- 12
6/4	DAL	80-74- W	Bonner- 22	Thomas- 10	Sabally- 26	Sabally-14
6/6	LVA	90-84- L	Allen- 22	Thomas- 11	Wilson- 23	Wilson- 10
6/8	LVA	94-77- W	Bonner- 41	Jones- 9	Plum- 16	Stokes/Bell- 5
6/11	@ ATL	89-77- W	Jones- 18	Thomas- 12	Parker- 20	Parker- 14
6/15	ATL	92-88-L	Jones- 28	Jones- 13	Gray- 27	Gray- 10
6/18	@ LAS	83-74- W	Bonner- 20	Bonner- 9	Ogwumike- 19	Ogwumike- 15
6/20	@ SEA	85-79- W	Bonner- 20	Thomas- 15	Loyd- 33	Horston- 13
6/22	@ MIN	89-68- W	Hayes- 21	Thomas- 9	Collier-21	Collier/Engstler- 7
6/25	CHI	96-72-W	Bonner- 26	Thomas- 11	Copper- 29	Mabrey/Williams/Evans- 5
6/27	NYL	89-81- L	Carrington -23	Thomas- 10	Stewart- 24	Jones- 11
7/1	@ LVA	102-84- L	Bonner- 19	Thomas- 5	Plum- 25	Wilson- 13
7/6	SEA	93-73-W	Bonner/Thomas- 16	Nelson-Ododa- 9	Loyd- 22	Whitcomb-9
7/9	WAS	92-84- W	Bonner- 28	Thomas- 9	Hawkins- 24	Egbo- 7
7/12	@ CHI	84-72- W	Hayes- 22	Hayes/Thomas- 7	Copper- 22	C. Williams/E, Williams- 8
7/18	@ PHX	72-66- L	Bonner- 19	Bonner- 10	Cunningham- 17	Turner-8
7/20	ATL	82-71- W	Hiedeman- 24	Thomas- 10	Howard- 22	Coffey- 13
7/22	@ ATL	86-78-W	Bonner- 20	Thomas- 11	Howard- 22	Parker- 8
7/25	@ DAL	88-83- W	Bonner- 32	Thomas- 10	Ogunbowale- 25	McCowan- 15
7/30	MIN	87-83- L	Bonner- 31	Thomas- 14	McBride- 19	Shepard- 14
8/1	MIN	79-69- W	Thomas- 21	Thomas- 20	Allen- 16	Juhasz- 11
8/4	@ IND	88-72-W	Hayes- 18	Nelson-Ododa-10	Boston- 19	Boston-8
8/8	@ SEA	81-69- W	Bonner- 21	Thomas- 12	Loyd/Whitcomb-11	Mendjiadeu- 12
8/10	@ PHX	90-84- L	Allen- 24	Thomas- 11	Griner- 21	Griner- 10
8/12	@ DAL	91-81-L	Thomas- 26	Thomas- 10	Sabally- 28	Sabally-8
8/18	DAL	95-75-L	Bonner- 25	Bonner- 12	Ogunbowale- 30	McCowan- 11
8/20	@ CHI	79-73-W	Thomas- 22	Allen- 9	Copper- 15	Smith-8
8/22	@ WAS	68-64-W	Thomas- 22	Thomas- 10	Cloud- 19	Egbo- 8
8/24	NYL	95-90-L	Bonner- 30	Bonner- 12	Stewart- 24	Jones- 14
8/27	LAS	83-68- W	Thomas- 17	Nelson-Ododa- 11	Stevens- 17	Hamby- 9
8/31	PHX	84-74- W	Hiedeman/Harris- 18	Thomas- 13	Griner- 15	Sutton- 6
9/1	@ NYL	89-58- L	Hayes- 11	5 players- 4	Laney- 19	Stewart- 10
9/5	LAS	90-76- W	Thomas- 27	Thomas- 12	Stevens/Hamby- 18	Stevens- 11
9/8	IND	76-59- W	Hayes- 14	Thomas- 14	Mitchell- 15	Boston- 7
9/10	CHI	102-91-L	Nelson-Ododa-20	Nelson-Ododa-11	C. Williams- 23	C. Williams-16



2023 REGULAR SEASON STATS



TOTALS:

PLAYER	G	GS	MIN	FG-FGA	3FG-3FGA	FT-FTA	ORB	DRB	TOT	AST	STL	BLK	TOV	PF	PTS
D. Bonner	40	40	1203	233-548	75-228	156-181	35	189	224	87	42	25	58	64	697
B. Jones	13	13	412	80-140	2-4	45-58	41	65	106	31	24	7	29	53	207
A. Thomas	40	40	1446	243-513	0-3	133-186	80	314	394	316	73	19	137	109	619
T. Hayes	40	40	1082	168-353	48-131	98-126	38	82	120	105	34	3	56	114	482
N. Hiedeman	40	40	1066	123-314	59-161	34-46	8	76	84	106	35	4	57	89	339
D. Carrington	32	0	550	93-223	23-62	56-74	27	65	92	41	20	3	36	68	265
R. Allen	40	27	858	98-240	40-115	19-27	28	85	113	37	37	50	34	77	255
T. Harris	40	0	668	87-209	39-84	17-25	5	29	34	68	29	3	41	43	230
O. Nelson-Ododa	39	0	585	65-121	0-0	46-65	50	94	144	23	20	33	30	87	176
B. Hatar	6	0	47	6-16	0-0	0-0	3	6	9	1	4	2	4	9	12
L. Dixon	4	0	21	2-5	0-0	0-0	1	1	2	1	0	1	2	1	4
L. Brown	25	0	130	8-26	1-10	4-6	6	15	21	10	5	2	11	19	21
K. Anigwe	3	0	6	0-2	0-0	0-0	0	1	1	0	0	0	1	3	0
L. Cox	1	0	0	0-0	0-0	0-0	0	0	0	0	0	0	0	0	0
			8075	1206-2710	287-798	608-794	322	1022	1344	826	323	152	496	736	3307

PER GAME:

PLAYER	G	GS	MP	FG	FGA	3P	3PA	FT	FTA	ORB	DRB	TOT	AST	STL	BLK	TOV	PF	PTS
D. Bonner	40	40	30.1	5.8	13.7	1.9	5.7	3.9	4.5	0.9	4.7	5.6	2.2	1.1	0.6	1.5	1.6	17.4
B. Jones	13	13	31.7	6.2	10.8	0.2	0.3	3.5	4.5	3.2	5.0	8.2	2.4	1.8	0.5	2.2	4.1	15.9
A. Thomas	40	40	36.2	6.1	12.8	0.0	0.1	3.3	4.7	2.0	7.9	9.9	7.9	1.8	0.5	3.4	2.7	15.5
T. Hayes	40	40	27.1	4.2	8.8	1.2	3.3	2.5	3.2	1.0	2.1	3.0	2.6	0.9	0.1	1.4	2.9	12.1
N. Hiedeman	40	40	26.7	3.1	7.9	1.5	4.0	0.9	1.2	0.2	1.9	2.1	2.7	0.9	0.1	1.4	2.2	8.5
D. Carrington	32	0	17.2	2.9	7.0	0.7	1.9	1.8	2.3	0.8	2.0	2.9	1.3	0.6	0.1	1.1	2.1	8.3
R. Allen	40	27	21.5	2.5	6.0	1.0	2.9	0.5	0.7	0.7	2.1	2.8	0.9	0.9	1.3	0.9	1.9	6.4
T. Harris	40	0	16.7	2.2	5.2	1.0	2.1	0.4	0.6	0.1	0.7	0.9	1.7	0.7	0.1	1.0	1.1	5.8
O. Nelson-Ododa	39	0	15.0	1.7	3.1	0.0	0.0	1.2	1.7	1.3	2.4	3.7	0.6	0.5	0.8	0.8	2.2	4.5
B. Hatar	6	0	7.8	1.0	2.7	0.0	0.0	0.0	0.0	0.5	1.0	1.5	0.2	0.7	0.3	0.7	1.5	2.0
L. Dixon	4	0	5.3	0.5	1.3	0.0	0.0	0.0	0.0	0.3	0.3	0.5	0.3	0.0	0.3	0.5	0.3	1.0
L. Brown	25	0	5.2	0.3	1.0	0.0	0.4	0.2	0.2	0.2	0.6	0.8	0.4	0.2	0.1	0.4	0.8	0.8
K. Anigwe	3	0	2.0	0.0	0.7	0.0	0.0	0.0	0.0	0.0	0.3	0.3	0.0	0.0	0.0	0.3	1.0	0.0
L. Cox	1	0	0.0	0.0	0.0	0.0	0.0	0.0	0.0	0.0	0.0	0.0	0.0	0.0	0.0	0.0	0.0	0.0



2023 REGULAR SEASON STATS



GAME RECORDS:

RECORD	OVERALL	HOME	AWAY
ALL GAMES	27-13	13-7	14-6
EASTERN CONFERENCE	14-6	6-4	8-2
WESTERN CONFERENCE	13-7	7-3	6-4
ATLANTA DREAM	3-1	1-1	2-0
CHICAGO SKY	3-1	1-1	2-0
DALLAS WINGS	2-2	1-1	1-1
INDIANA FEVER	4-0	2-0	2-0
LAS VEGAS ACES	1-2	1-1	0-1
LOS ANGELES SPARKS	3-0	2-0	1-0
MINNESOTA LYNX	3-1	1-1	2-0
NEW YORK LIBERTY	0-4	0-2	0-2
PHOENIX MERCURY	1-2	1-0	0-2
SEATTLE STORM	3-0	1-0	2-0
WASHINGTON MYSTICS	4-0	2-0	2-0

TEAM STATISTICS:

	Sun	Opponents
Points	3307	3159
Points per game	82.7	79.0
Scoring Margin	+3.7	-
Field goals-FGA	1206-2710	1137-2615
Field goal PCT	44.5%	43.5%
Field goals made per game	30.2	28.4
3 point FG-3FGA	287-798	268-836
3 point FG PCT	36.0%	32.1%
3-point FG made per game	7.2	6.7
Free throws-FTA	608-794	617-783
Free throw PCT	76.6%	78.8%
Free throws made per game	15.2	15.4
Rebounds	1344	1354
Rebounds per game	33.6	33.9
Assists	826	759
Assists per game	20.7	19.0
Turnovers	496	592
Turnovers per game	13.7	14.8
Steals	323	264
Steals per game	8.1	6.6
Blocks	152	185
Blocks per game	3.8	4.6





2023 ACCOLADES:

WNBA ALL-STAR:

DeWanna Bonner
Alyssa Thomas

WNBA EASTERN PLAYER OF THE MONTH:

Alyssa Thomas (June)

WNBA EASTERN CONFERENCE PLAYER OF THE WEEK:

Alyssa Thomas (6/6, 6/27, 8/8)

WNBA ALL-DEFENSIVE FIRST TEAM :

Alyssa Thomas

ALL-WNBA FIRST TEAM :

Alyssa Thomas

WNBA PEAK PERFORMER (REBOUNDS) :

Alyssa Thomas (9.9 RPG)

WNBA COACH OF THE YEAR :

Stephanie White

ASSOCIATED PRESS COACH OF THE YEAR :

Stephanie White

WNBA COACH OF THE MONTH :

Stephanie White (May)







CONNECTICUT
SUN



2004 EASTERN CONFERENCE CHAMPIONS
2005 EASTERN CONFERENCE CHAMPIONS
2004 2005 2019 2022

FORGED BY FIRE

CONNECTICUT SUN HISTORY

CONNECTICUT SUN ALL-TIME ROSTER

The Connecticut Sun All-Time Roster includes all players who have played in at least one Connecticut Sun/Orlando Miracle regular season game since the 1999 season.

ABROSIMOVA, SVETLANA

YEAR	G-GS	MIN	FG-FGA	3P-3PA	FT-FTA	OR	DR	TOT	AST	STL	BK	TO	PF	PTS	AVG
2008	6-0	106	11-36	2-12	10-12	3	17	20	12	8	0	11	13	34	5.7
CAREER	6-0	106	11-36	2-12	10-12	3	17	20	12	8	0	11	13	34	5.7

ADAMS, DANIELLE

YEAR	G-GS	MIN	FG-FGA	3P-3PA	FT-FTA	OR	DR	TOT	AST	STL	BK	TO	PF	PTS	AVG
2017	19-0	83	16-45	12-31	5-5	7	4	11	4	4	4	7	24	49	2.3
CAREER	19-0	83	16-45	12-31	5-5	7	4	11	4	4	4	7	24	49	2.3

ALHALEEM, TAWONA

YEAR	G-GS	MIN	FG-FGA	3P-3PA	FT-FTA	OR	DR	TOT	AST	STL	BK	TO	PF	PTS	AVG
2001	26-1	252	19-58	4-11	7-14	15	23	38	14	11	0	28	20	49	1.9
CAREER	26-1	252	19-58	4-11	7-14	15	23	38	14	11	0	28	20	49	1.9

ALLEN, REBECCA

YEAR	G-GS	MIN	FG-FGA	3P-3PA	FT-FTA	OR	DR	TOT	AST	STL	BK	TO	PF	PTS	AVG
2023	40-27	858	98-240	40-115	19-27	28	85	113	37	37	50	34	77	255	6.4
CAREER	40-27	858	98-240	40-115	19-27	28	85	113	37	37	50	34	77	255	6.4

ANDERSON, AMBROSIA

YEAR	G-GS	MIN	FG-FGA	3P-3PA	FT-FTA	OR	DR	TOT	AST	STL	BK	TO	PF	PTS	AVG
2006	1-0	1	0-0	0-0	0-0	0	2	2	0	0	0	0	0	0	0.0
CAREER	1-0	1	0-0	0-0	0-0	0	2	2	0	0	0	0	0	0	0.0

ANDERSON, JOLENE

YEAR	G-GS	MIN	FG-FGA	3P-3PA	FT-FTA	OR	DR	TOT	AST	STL	BK	TO	PF	PTS	AVG
2008	24-7	367	35-126	16-69	11-15	11	47	58	26	7	1	16	17	97	4.0
CAREER	24-7	367	35-126	16-69	11-15	11	47	58	26	7	1	16	17	97	4.0

ANDERSON, YVONNE

YEAR	G-GS	MIN	FG-FGA	3P-3PA	FT-FTA	OR	DR	TOT	AST	STL	BK	TO	PF	PTS	AVG
2022	11-0	100	12-26	4-10	7-7	3	6	9	12	3	2	11	14	35	3.2
CAREER	11-0	100	12-26	4-10	7-7	3	6	9	12	3	2	11	14	35	3.2

ANIGWE, KRISTINE

YEAR	G-GS	MIN	FG-FGA	3P-3PA	FT-FTA	OR	DR	TOT	AST	STL	BK	TO	PF	PTS	AVG
2019	17-0	121	11-35	0-0	12-17	14	16	30	3	6	4	10	17	34	2.0
2023	3-0	6	0-2	0-0	0-0	0	1	1	0	0	0	1	3	0	0.0
CAREER	20-0	127	11-37	0-0	12-17	14	17	31	3	6	4	11	20	34	1.7

BANHAM, RACHEL

YEAR	G-GS	MIN	FG-FGA	3P-3PA	FT-FTA	OR	DR	TOT	AST	STL	BK	TO	PF	PTS	AVG
2016	15-0	164	20-49	13-37	2-3	1	10	11	14	8	1	8	19	55	3.7
2017	30-0	282	33-101	16-57	16-20	2	32	34	22	4	0	12	28	98	3.3
2018	33-5	424	55-133	30-81	33-38	6	23	29	48	15	3	18	55	173	5.2
2019	29-0	353	37-115	22-72	8-12	1	29	30	26	8	2	26	34	104	3.6
CAREER	107-5	1224	145-398	81-247	59-73	10	94	104	110	35	6	64	136	430	4.0

BASS, MISTIE

YEAR	G-GS	MIN	FG-FGA	3P-3PA	FT-FTA	OR	DR	TOT	AST	STL	BK	TO	PF	PTS	AVG
2012	32-10	598	99-187	0-1	57-80	59	84	143	33	24	13	40	59	255	8.0
2013	33-5	592	94-171	0-0	42-69	48	96	144	32	22	29	48	60	230	7.0
CAREER	65-15	1191	193-358	0-1	99-149	107	180	287	65	46	42	88	119	485	7.5

CONNECTICUT SUN ALL-TIME ROSTER

The Connecticut Sun All-Time Roster includes all players who have played in at least one Connecticut Sun/Orlando Miracle regular season game since the 1999 season.

BENTLEY, ALEX

YEAR	G-GS	MIN	FG-FGA	3P-3PA	FT-FTA	OR	DR	TOT	AST	STL	BK	TO	PF	PTS	AVG
2014	34-30	871	174-402	31-96	37-49	7	51	58	126	44	3	68	91	416	12.2
2015	25-25	749	142-347	39-116	44-53	1	48	49	49	49	5	29	64	367	14.7
2016	34-34	978	169-439	48-168	51-65	10	53	63	85	30	3	49	84	437	12.9
2017	31-9	735	100-263	22-79	38-47	4	41	45	89	26	4	27	68	260	8.4
2018	19-0	412	72-182	21-69	25-30	10	17	27	61	25	2	31	44	190	10.0
CAREER	143-98	3747	657-1633	161-528	195-244	32	210	242	410	174	17	204	351	1670	11.7

BLACK, CHANTE

YEAR	G-GS	MIN	FG-FGA	3P-3PA	FT-FTA	OR	DR	TOT	AST	STL	BK	TO	PF	PTS	AVG
2009	33-8	428	35-92	0-1	27-43	41	66	107	6	13	27	25	54	97	2.9
CAREER	33-8	428	35-92	0-1	27-43	41	66	107	6	13	27	25	54	97	2.9

BLACK, DEBBIE

YEAR	G-GS	MIN	FG-FGA	3P-3PA	FT-FTA	OR	DR	TOT	AST	STL	BK	TO	PF	PTS	AVG
2003	34-0	371	24-68	1-3	6-9	16	35	51	46	20	2	18	33	55	1.6
2004	31-4	344	26-56	0-1	3-4	13	23	36	47	19	0	15	35	55	1.8
CAREER	65-4	716	50-124	1-4	9-13	29	58	87	93	39	2	33	68	110	1.7

BONE, KELSEY

YEAR	G-GS	MIN	FG-FGA	3P-3PA	FT-FTA	OR	DR	TOT	AST	STL	BK	TO	PF	PTS	AVG
2014	34-26	793	137-304	0-3	43-65	57	124	181	46	22	17	67	103	317	9.3
2015	33-33	960	224-441	0-3	61-98	49	159	208	66	26	19	77	96	509	15.4
2016	14-13	333	61-141	4-15	24-36	18	58	76	18	10	3	26	43	150	10.7
CAREER	81-72	2087	422-886	4-21	128-199	124	341	465	130	58	39	170	242	976	12.1

BONNER, DEWANNA

YEAR	G-GS	MIN	FG-FGA	3P-3PA	FT-FTA	OR	DR	TOT	AST	STL	BK	TO	PF	PTS	AVG
2020	22-22	732	148-351	27-107	111-124	34	138	172	65	37	12	52	47	434	19.7
2021	32-32	1021	159-403	44-139	124-139	21	184	205	110	40	23	69	52	486	15.2
2022	33-33	990	156-355	46-140	86-104	25	131	156	91	41	11	52	59	444	13.5
2023	40-40	1203	233-548	75-228	156-181	35	189	224	87	42	25	58	64	697	17.4
CAREER	127-127	3948	696-1657	192-614	477-548	115	642	757	353	160	71	231	222	2061	16.2

BRELAND, JESSICA

YEAR	G-GS	MIN	FG-FGA	3P-3PA	FT-FTA	OR	DR	TOT	AST	STL	BK	TO	PF	PTS	AVG
2011	4-0	6	1-2	0-0	0-0	0	0	0	0	0	1	0	0	2	0.5
CAREER	4-0	6	1-2	0-0	0-0	0	0	0	0	0	1	0	0	2	0.5

BROWN, KIESHA

YEAR	G-GS	MIN	FG-FGA	3P-3PA	FT-FTA	OR	DR	TOT	AST	STL	BK	TO	PF	PTS	AVG
2009	34-0	392	47-123	18-54	18-22	9	46	55	38	13	3	29	35	130	3.8
CAREER	34-0	392	47-123	18-54	18-22	9	46	55	38	13	3	29	35	130	3.8

BROWN, LEIGHA

YEAR	G-GS	MIN	FG-FGA	3P-3PA	FT-FTA	OR	DR	TOT	AST	STL	BK	TO	PF	PTS	AVG
2023	25-0	130	8-26	1-10	4-6	6	15	21	10	5	2	11	19	21	0.8
CAREER	25-0	130	8-26	1-10	4-6	6	15	21	10	5	2	11	19	21	0.8

BROWN, LEXIE

YEAR	G-GS	MIN	FG-FGA	3P-3PA	FT-FTA	OR	DR	TOT	AST	STL	BK	TO	PF	PTS	AVG
2018	22-0	124	12-44	9-29	4-7	1	16	17	12	6	1	10	10	37	1.7
CAREER	22-0	124	12-44	9-29	4-7	1	16	17	12	6	1	10	10	37	1.7

CONNECTICUT SUN ALL-TIME ROSTER

The Connecticut Sun All-Time Roster includes all players who have played in at least one Connecticut Sun/Orlando Miracle regular season game since the 1999 season.

BRUNGO, JESSICA

YEAR	G-GS	MIN	FG-FGA	3P-3PA	FT-FTA	OR	DR	TOT	AST	STL	BK	TO	PF	PTS	AVG
2004	33-0	310	18-59	10-38	4-5	10	27	37	27	4	4	12	21	50	1.5
2005	12-0	46	1-9	0-4	0-0	1	5	6	2	0	0	2	4	2	0.2
2006	4-0	7	0-0	0-0	0-0	0	0	0	0	0	0	1	0	0	0.0
CAREER	49-0	363	19-68	10-42	4-5	11	32	43	29	4	4	15	25	52	1.1

CAIN, KELLEY

YEAR	G-GS	MIN	FG-FGA	3P-3PA	FT-FTA	OR	DR	TOT	AST	STL	BK	TO	PF	PTS	AVG
2014	9-0	45	4-16	0-0	3-4	5	7	12	1	2	4	3	12	11	1.2
CAREER	9-0	45	4-16	0-0	3-4	5	7	12	1	2	4	3	12	11	1.2

CANNON, EMMA

YEAR	G-GS	MIN	FG-FGA	3P-3PA	FT-FTA	OR	DR	TOT	AST	STL	BK	TO	PF	PTS	AVG
2021	5-0	57	8-17	4-8	1-2	5	10	15	4	0	1	5	10	21	4.2
CAREER	5-0	57	8-17	4-8	1-2	5	10	15	4	0	1	5	10	21	4.2

CAREY, JAMIE

YEAR	G-GS	MIN	FG-FGA	3P-3PA	FT-FTA	OR	DR	TOT	AST	STL	BK	TO	PF	PTS	AVG
2007	15-0	83	7-19	4-13	0-0	2	4	6	7	2	0	4	9	18	1.2
2006	24-0	286	22-58	14-40	5-5	1	15	16	32	7	0	17	24	63	2.6
2007	33-0	419	37-101	32-71	6-8	1	29	30	30	4	0	16	30	112	3.4
2008	33-3	498	47-111	34-83	9-10	4	36	40	47	8	1	22	24	137	4.2
CAREER	105-3	1287	113-289	84-207	20-23	8	84	92	116	21	1	59	87	330	3.1

CARLETON, BRIDGET

YEAR	G-GS	MIN	FG-FGA	3P-3PA	FT-FTA	OR	DR	TOT	AST	STL	BK	TO	PF	PTS	AVG
2019	4-0	28	0-6	0-2	0-0	1	2	3	1	0	0	1	2	0	0.0
CAREER	4-0	28	0-6	0-2	0-0	1	2	3	1	0	0	1	2	0	0.0

CARRINGTON, DIJONAI

YEAR	G-GS	MIN	FG-FGA	3P-3PA	FT-FTA	OR	DR	TOT	AST	STL	BK	TO	PF	PTS	AVG
2021	24-1	220	27-82	3-21	11-15	15	32	47	12	13	3	22	37	68	2.8
2022	36-2	631	84-203	19-62	57-76	38	74	112	38	29	4	59	70	244	6.8
2023	32-0	550	93-223	23-62	56-74	27	65	92	41	20	3	36	68	265	8.3
CAREER	92-3	1402	204-508	45-145	124-165	80	171	251	91	62	10	117	175	577	6.3

CARSON, ESSENCE

YEAR	G-GS	MIN	FG-FGA	3P-3PA	FT-FTA	OR	DR	TOT	AST	STL	BK	TO	PF	PTS	AVG
2020	11-2	122	13-40	6-21	3-4	1	16	17	7	4	1	6	12	35	3.2
CAREER	11-2	122	13-40	6-21	3-4	1	16	17	7	4	1	6	12	35	3.2

CARTER, SYDNEY

YEAR	G-GS	MIN	FG-FGA	3P-3PA	FT-FTA	OR	DR	TOT	AST	STL	BK	TO	PF	PTS	AVG
2013	15-1	259	21-60	4-19	16-20	5	17	22	27	7	4	25	17	62	4.1
CAREER	15-1	259	21-60	4-19	16-20	5	17	22	27	7	4	25	17	62	4.1

CASTRO MARQUES, IZIANE

YEAR	G-GS	MIN	FG-FGA	3P-3PA	FT-FTA	OR	DR	TOT	AST	STL	BK	TO	PF	PTS	AVG
2013	28-9	440	58-165	15-46	37-51	13	34	47	29	13	4	37	35	168	6.0
CAREER	28-9	440	58-165	15-46	37-51	13	34	47	29	13	4	37	35	168	6.0

CHAMBERS, CORI

YEAR	G-GS	MIN	FG-FGA	3P-3PA	FT-FTA	OR	DR	TOT	AST	STL	BK	TO	PF	PTS	AVG
2007	1-0	1	0-0	0-0	0-0	0	0	0	0	0	0	2	0	0	0.0
CAREER	1-0	1	0-0	0-0	0-0	0	0	0	0	0	0	2	0	0	0.0

CONNECTICUT SUN ALL-TIME ROSTER

The Connecticut Sun All-Time Roster includes all players who have played in at least one Connecticut Sun/Orlando Miracle regular season game since the 1999 season.

CHARLES, KAILA

YEAR	G-GS	MIN	FG-FGA	3P-3PA	FT-FTA	OR	DR	TOT	AST	STL	BK	TO	PF	PTS	AVG
2020	21-7	375	40-97	11-30	22-31	23	31	54	19	16	7	19	45	113	5.4
2021	30-4	489	49-133	10-33	21-24	33	51	84	33	14	11	26	59	129	4.3
CAREER	51-11	864	89-230	21-63	43-55	56	82	138	52	30	18	45	104	242	4.8

CHARLES, TINA

YEAR	G-GS	MIN	FG-FGA	3P-3PA	FT-FTA	OR	DR	TOT	AST	STL	BK	TO	PF	PTS	AVG
2010	34-34	1054	206-423	0-1	116-152	129	269	398	51	25	57	71	72	528	15.5
2011	34-34	1135	254-543	0-3	92-134	126	248	374	63	26	60	75	89	600	17.7
2012	33-33	1095	250-501	1-5	93-116	123	222	345	57	17	47	74	64	594	18.0
2013	29-29	950	218-545	0-3	85-113	98	195	293	42	27	28	64	57	521	18.0
CAREER	130-130	4236	928-2012	1-12	386-515	476	934	1410	213	95	192	284	282	2243	17.3

CIRONE, KRISTI

YEAR	G-GS	MIN	FG-FGA	3P-3PA	FT-FTA	OR	DR	TOT	AST	STL	BK	TO	PF	PTS	AVG
2009	4-0	22	2-5	1-3	2-3	0	5	5	4	2	0	0	3	7	1.8
CAREER	4-0	22	2-5	1-3	2-3	0	5	5	4	2	0	0	3	7	1.8

CLARENDON, LAYSHIA

YEAR	G-GS	MIN	FG-FGA	3P-3PA	FT-FTA	OR	DR	TOT	AST	STL	BK	TO	PF	PTS	AVG
2018	15-0	237	31-63	0-6	19-23	7	17	24	41	8	0	14	17	81	5.4
2019	9-0	138	18-43	2-2	18-21	7	15	22	19	3	0	8	7	56	6.2
CAREER	24-0	375	49-106	2-8	37-44	14	32	46	60	11	0	22	24	137	5.7

CLOUDEN, NIA

YEAR	G-GS	MIN	FG-FGA	3P-3PA	FT-FTA	OR	DR	TOT	AST	STL	BK	TO	PF	PTS	AVG
2022	28-0	250	18-53	12-29	10-17	2	21	23	21	6	1	12	26	58	2.1
CAREER	28-0	250	18-53	12-29	10-17	2	21	23	21	6	1	12	26	58	2.1

COLEMAN, COURTNEY

YEAR	G-GS	MIN	FG-FGA	3P-3PA	FT-FTA	OR	DR	TOT	AST	STL	BK	TO	PF	PTS	AVG
2003	20-0	141	11-20	0-0	14-30	8	14	22	1	8	2	13	18	36	1.8
CAREER	20-0	141	11-20	0-0	14-30	8	14	22	1	8	2	13	18	36	1.8

CONGREAVES, ANDREA

YEAR	G-GS	MIN	FG-FGA	3P-3PA	FT-FTA	OR	DR	TOT	AST	STL	BK	TO	PF	PTS	AVG
1999	32-32	811	75-150	15-41	44-53	40	61	101	34	24	7	49	84	209	6.5
CAREER	32-32	811	75-150	15-41	44-53	40	61	101	34	24	7	49	84	209	6.5

COX, LAUREN

YEAR	G-GS	MIN	FG-FGA	3P-3PA	FT-FTA	OR	DR	TOT	AST	STL	BK	TO	PF	PTS	AVG
2023	1-0	1	0-0	0-0	0-0	0	0	0	0	0	0	0	0	0	0.0
CAREER	1-0	1	0-0	0-0	0-0	0	0	0	0	0	0	0	0	0	0.0

CUNNINGHAM, DAVALYN

YEAR	G-GS	MIN	FG-FGA	3P-3PA	FT-FTA	OR	DR	TOT	AST	STL	BK	TO	PF	PTS	AVG
2002	6-0	21	0-5	0-0	0-0	1	1	2	0	2	0	1	5	0	0.0
CAREER	6-0	21	0-5	0-0	0-0	1	1	2	0	2	0	1	5	0	0.0

DE SOUZA, ERIKA

YEAR	G-GS	MIN	FG-FGA	3P-3PA	FT-FTA	OR	DR	TOT	AST	STL	BK	TO	PF	PTS	AVG
2007	32-2	391	63-118	0-0	10-21	37	60	97	14	7	29	35	55	136	4.3
CAREER	32-2	391	63-118	0-0	10-21	37	60	97	14	7	29	35	55	136	4.3

DEREVJANIK, JENNIFER

YEAR	G-GS	MIN	FG-FGA	3P-3PA	FT-FTA	OR	DR	TOT	AST	STL	BK	TO	PF	PTS	AVG
2004	23-0	141	7-26	3-12	2-2	1	8	9	14	8	0	10	20	19	0.8
2005	34-1	361	8-22	1-7	7-16	10	20	30	40	11	2	26	47	24	0.7
CAREER	57-1	502	15-48	4-19	9-18	11	28	39	54	19	2	36	67	43	0.8

CONNECTICUT SUN ALL-TIME ROSTER

The Connecticut Sun All-Time Roster includes all players who have played in at least one Connecticut Sun/Orlando Miracle regular season game since the 1999 season.

DIXON, LIZ

YEAR	G-GS	MIN	FG-FGA	3P-3PA	FT-FTA	OR	DR	TOT	AST	STL	BK	TO	PF	PTS	AVG
2023	4-0	21	2-5	0-0	0-0	1	1	2	1	0	1	3	1	4	1.0
CAREER	4-0	21	2-5	0-0	0-0	1	1	2	1	0	1	3	1	4	1.0

DOS SANTOS, CINTIA

YEAR	G-GS	MIN	FG-FGA	3P-3PA	FT-FTA	OR	DR	TOT	AST	STL	BK	TO	PF	PTS	AVG
2000	31-16	817	94-222	0-1	40-57	35	89	124	38	16	63	54	111	228	7.1
2001	10-0	66	7-19	0-0	5-6	1	5	6	2	3	5	7	18	19	1.9
2002	26-0	260	26-53	0-1	36-46	15	20	35	10	4	13	20	48	88	3.4
CAREER	68-31	1144	127-294	0-2	81-109	51	114	165	50	23	81	81	177	335	4.9

DOUGLAS, KATIE

YEAR	G-GS	MIN	FG-FGA	3P-3PA	FT-FTA	OR	DR	TOT	AST	STL	BK	TO	PF	PTS	AVG
2001	22-0	439	51-141	18-57	34-47	16	35	51	39	37	7	44	34	154	7.0
2002	32-30	829	92-205	29-79	58-67	41	94	135	53	49	13	42	66	271	8.5
2003	28-27	849	120-274	47-123	49-68	33	73	106	56	31	11	28	38	336	12.0
2004	34-34	1118	125-321	53-153	61-77	33	99	132	90	50	13	52	73	364	10.7
2005	32-32	997	119-288	31-110	82-106	45	85	130	94	48	4	54	57	351	11.0
2006	32-32	1002	179-404	73-173	94-112	38	83	121	79	62	4	73	48	525	16.4
2007	34-34	1133	207-484	68-201	95-122	49	109	158	125	65	10	95	67	577	15.6
2014	32-32	1040	134-373	64-178	89-105	25	81	106	69	30	13	71	56	421	13.2
CAREER	246-221	7410	1027-2490	383-1074	562-704	280	659	939	605	372	75	459	439	2999	12.2

DYDEK, MARGO

YEAR	G-GS	MIN	FG-FGA	3P-3PA	FT-FTA	OR	DR	TOT	AST	STL	BK	TO	PF	PTS	AVG
2005	31-30	671	87-162	1-2	50-65	27	168	195	38	8	71	47	62	225	7.3
2006	34-34	742	125-253	1-4	69-84	35	171	206	40	21	85	50	73	320	9.4
2007	32-30	643	91-187	2-5	30-38	37	172	209	31	12	66	51	75	214	6.7
CAREER	97-94	2057	303-602	4-11	149-187	99	511	610	109	41	222	148	210	759	7.8

ERVIN, LAUREN

YEAR	G-GS	MIN	FG-FGA	3P-3PA	FT-FTA	OR	DR	TOT	AST	STL	BK	TO	PF	PTS	AVG
2009	8-0	55	8-17	0-0	0-2	4	9	13	0	1	0	2	5	16	2.0
CAREER	8-0	55	8-17	0-0	0-2	4	9	13	0	1	0	2	5	16	2.0

FARIS, KELLY

YEAR	G-GS	MIN	FG-FGA	3P-3PA	FT-FTA	OR	DR	TOT	AST	STL	BK	TO	PF	PTS	AVG
2013	24-3	338	18-49	7-25	7-9	12	41	53	16	7	5	15	32	50	2.1
2014	25-0	191	8-33	4-15	8-10	6	23	29	9	3	2	7	18	28	1.1
2015	32-9	464	32-84	9-29	21-27	15	40	55	31	12	3	15	51	94	2.9
2016	31-0	316	21-53	5-20	14-15	12	26	38	22	22	4	29	45	61	2.0
CAREER	112-12	1311	79-219	25-89	50-61	45	130	175	78	44	14	66	146	233	2.0

FITZGERALD, FEYONDA

YEAR	G-GS	MIN	FG-FGA	3P-3PA	FT-FTA	OR	DR	TOT	AST	STL	BK	TO	PF	PTS	AVG
2017	2-0	7	0-3	0-0	0-0	1	2	3	2	0	0	1	0	0	0.0
CAREER	2-0	7	0-3	0-0	0-0	1	2	3	2	0	0	1	0	0	0.0

FORD, KISHA

YEAR	G-GS	MIN	FG-FGA	3P-3PA	FT-FTA	OR	DR	TOT	AST	STL	BK	TO	PF	PTS	AVG
1999	8-0	43	1-5	0-1	2-2	4	2	6	0	2	2	1	10	4	0.5
CAREER	8-0	43	1-5	0-1	2-2	4	2	6	0	2	2	1	10	4	0.5

FUTRELL, CANDACE

YEAR	G-GS	MIN	FG-FGA	3P-3PA	FT-FTA	OR	DR	TOT	AST	STL	BK	TO	PF	PTS	AVG
2004	20-0	142	11-38	7-17	13-16	7	12	19	10	5	1	7	20	42	2.1
CAREER	20-0	142	11-38	7-17	13-16	7	12	19	10	5	1	7	20	42	2.1



CONNECTICUT SUN ALL-TIME ROSTER

The Connecticut Sun All-Time Roster includes all players who have played in at least one Connecticut Sun/Orlando Miracle regular season game since the 1999 season.

GARDIN, KERRI

YEAR	G-GS	MIN	FG-FGA	3P-3PA	FT-FTA	OR	DR	TOT	AST	STL	BK	TO	PF	PTS	AVG
2008	34-15	539	47-133	21-56	22-41	38	73	111	41	29	7	45	56	137	4.0
2009	33-23	595	58-159	10-39	54-89	54	89	143	39	25	24	38	57	180	5.6
2010	25-0	205	10-37	1-11	8-12	11	18	29	16	9	3	9	16	29	1.2
CAREER	92-38	1341	115-329	32-106	84-142	103	180	283	96	63	34	92	129	346	3.8

GAYDEN, CORNELIA

YEAR	G-GS	MIN	FG-FGA	3P-3PA	FT-FTA	OR	DR	TOT	AST	STL	BK	TO	PF	PTS	AVG
2000	3-0	6	1-2	0-1	0-0	0	0	0	1	0	0	0	0	2	0.7
CAREER	3-0	6	1-2	0-1	0-0	0	0	0	1	0	0	0	0	2	0.7

GEMELOS, JACKI

YEAR	G-GS	MIN	FG-FGA	3P-3PA	FT-FTA	OR	DR	TOT	AST	STL	BK	TO	PF	PTS	AVG
2020	6-0	29	4-8	3-6	0-0	0	2	2	1	2	0	3	5	11	1.8
CAREER	6-0	29	4-8	3-6	0-0	0	2	2	1	2	0	3	5	11	1.8

GILBREATH-BUTLER, BRIANA

YEAR	G-GS	MIN	FG-FGA	3P-3PA	FT-FTA	OR	DR	TOT	AST	STL	BK	TO	PF	PTS	AVG
2014	6-0	35	1-6	0-2	0-0	0	5	5	0	1	1	2	3	2	0.3
CAREER	6-0	35	1-6	0-2	0-0	0	5	5	0	1	1	2	3	2	0.3

GOODMAN, ALEAH

YEAR	G-GS	MIN	FG-FGA	3P-3PA	FT-FTA	OR	DR	TOT	AST	STL	BK	TO	PF	PTS	AVG
2021	1-0	3	0-0	0-0	0-0	0	0	0	1	0	0	0	1	0	0.0
CAREER	1-0	3	0-0	0-0	0-0	0	0	0	1	0	0	0	1	0	0.0

GRAY, CHELSEA

YEAR	G-GS	MIN	FG-FGA	3P-3PA	FT-FTA	OR	DR	TOT	AST	STL	BK	TO	PF	PTS	AVG
2015	34-0	542	86-203	23-66	40-49	18	60	78	92	22	5	59	43	235	6.9
CAREER	34-0	542	86-203	23-66	40-49	18	60	78	92	22	5	59	43	235	6.9

GREENE, KALANA

YEAR	G-GS	MIN	FG-FGA	3P-3PA	FT-FTA	OR	DR	TOT	AST	STL	BK	TO	PF	PTS	AVG
2011	33-33	780	70-166	18-46	27-45	26	99	125	49	30	12	29	55	185	5.6
2012	34-31	604	53-121	5-22	32-46	18	45	63	57	39	7	27	45	143	4.2
2013	34-31	888	70-172	4-26	30-41	38	88	126	50	38	13	36	56	174	5.1
CAREER	101-95	2273	193-459	27-94	89-132	82	232	314	156	107	32	92	156	502	5.0

GREENE, NIKKI

YEAR	G-GS	MIN	FG-FGA	3P-3PA	FT-FTA	OR	DR	TOT	AST	STL	BK	TO	PF	PTS	AVG
2015	12-0	100	4-10	0-0	6-7	9	15	24	2	3	5	6	21	14	1.2
CAREER	12-0	100	4-10	0-0	6-7	9	15	24	2	3	5	6	21	14	1.2

GRIFFIN, KELSEY

YEAR	G-GS	MIN	FG-FGA	3P-3PA	FT-FTA	OR	DR	TOT	AST	STL	BK	TO	PF	PTS	AVG
2010	34-19	679	48-137	13-48	41-53	43	117	160	36	23	17	43	64	150	4.4
2011	34-2	440	41-115	4-24	38-52	45	59	104	18	25	10	13	42	124	3.7
2012	31-6	374	34-99	3-15	24-34	29	61	90	15	18	10	27	37	95	3.1
2013	34-34	864	109-246	12-39	66-90	61	109	170	32	42	23	34	93	296	8.7
2014	31-10	594	52-159	8-30	24-34	58	101	159	25	39	15	20	73	136	4.4
CAREER	164-71	2952	284-756	40-156	193-263	236	447	683	126	147	75	137	309	801	4.9

GRUDA, SANDRINE

YEAR	G-GS	MIN	FG-FGA	3P-3PA	FT-FTA	OR	DR	TOT	AST	STL	BK	TO	PF	PTS	AVG
2008	31-1	475	81-178	0-0	31-57	44	66	110	28	19	26	41	56	193	6.2
2009	26-25	810	151-323	0-0	48-86	66	99	165	35	23	41	68	86	350	13.5
2010	28-6	636	111-226	2-11	98-129	52	73	125	33	19	21	45	51	322	11.5
CAREER	85-32	1922	343-727	2-11	177-272	162	238	400	96	61	88	154	193	865	10.2

CONNECTICUT SUN ALL-TIME ROSTER

The Connecticut Sun All-Time Roster includes all players who have played in at least one Connecticut Sun/Orlando Miracle regular season game since the 1999 season.

HAIRSTON, KAMESHA

YEAR	G-GS	MIN	FG-FGA	3P-3PA	FT-FTA	OR	DR	TOT	AST	STL	BK	TO	PF	PTS	AVG
2007	17-0	148	10-41	3-12	9-12	14	16	30	6	7	0	9	25	32	1.9
CAREER	17-0	148	10-41	3-12	9-12	14	16	30	6	7	0	9	25	32	1.9

HAMZOVA, ROMANA

YEAR	G-GS	MIN	FG-FGA	3P-3PA	FT-FTA	OR	DR	TOT	AST	STL	BK	TO	PF	PTS	AVG
2000	15-0	42	2-11	0-3	3-6	1	2	3	5	5	0	4	4	7	0.5
CAREER	15-0	42	2-11	0-3	3-6	1	2	3	5	5	0	4	4	7	0.5

HARRIS, TYASHA

YEAR	G-GS	MIN	FG-FGA	3P-3PA	FT-FTA	OR	DR	TOT	AST	STL	BK	TO	PF	PTS	AVG
2023	40-0	668	87-209	39-84	17-25	5	29	34	68	29	3	41	43	230	5.8
CAREER	40-0	668	87-209	39-84	17-25	5	29	34	68	29	3	41	43	230	5.8

HARTLEY, BRIA

YEAR	G-GS	MIN	FG-FGA	3P-3PA	FT-FTA	OR	DR	TOT	AST	STL	BK	TO	PF	PTS	AVG
2022	3-0	36	5-11	4-8	0-0	0	2	2	4	3	0	1	2	14	4.7
CAREER	3-0	36	5-11	4-8	0-0	0	2	2	4	3	0	1	2	14	4.7

HATAR, BERNADETT

YEAR	G-GS	MIN	FG-FGA	3P-3PA	FT-FTA	OR	DR	TOT	AST	STL	BK	TO	PF	PTS	AVG
2023	6-0	47	6-16	0-0	0-0	3	6	9	1	4	2	4	9	12	2.0
CAREER	6-0	47	6-16	0-0	0-0	3	6	9	1	4	2	4	9	12	2.0

HAYES, TIFFANY

YEAR	G-GS	MIN	FG-FGA	3P-3PA	FT-FTA	OR	DR	TOT	AST	STL	BK	TO	PF	PTS	AVG
2023	40-40	1081	168-353	48-131	98-126	38	82	120	105	34	3	56	114	482	12.1
CAREER	40-40	1081	168-353	48-131	98-126	38	82	120	105	34	3	56	114	482	12.1

HENRY-MORELLO, ANEIKA

YEAR	G-GS	MIN	FG-FGA	3P-3PA	FT-FTA	OR	DR	TOT	AST	STL	BK	TO	PF	PTS	AVG
2016	10-2	50	5-13	0-0	2-5	4	10	14	2	1	1	6	8	12	1.2
CAREER	10-2	50	5-13	0-0	2-5	4	10	14	2	1	1	6	8	12	1.2

HICKS, JESSIE

YEAR	G-GS	MIN	FG-FGA	3P-3PA	FT-FTA	OR	DR	TOT	AST	STL	BK	TO	PF	PTS	AVG
2000	26-1	154	10-23	0-0	18-29	13	13	26	4	2	7	17	33	38	1.5
2001	32-5	460	63-162	0-0	43-66	38	54	92	22	23	17	53	85	169	5.3
2002	31-6	471	73-153	0-0	44-63	60	42	102	23	19	25	51	77	190	6.1
2003	27-0	251	37-80	0-0	24-25	23	25	48	6	11	9	26	47	98	3.6
CAREER	116-12	1339	183-418	0-0	129-183	134	134	268	55	55	58	147	242	495	4.3

HIEDEMAN, NATISHA

YEAR	G-GS	MIN	FG-FGA	3P-3PA	FT-FTA	OR	DR	TOT	AST	STL	BK	TO	PF	PTS	AVG
2019	20-0	204	24-58	13-28	12-24	7	23	30	38	8	2	13	25	73	3.7
2020	22-4	408	45-127	23-64	21-30	8	34	42	41	8	0	24	43	134	6.1
2021	32-5	644	78-195	51-128	35-50	6	52	58	60	27	6	30	61	242	7.7
2022	36-31	900	118-274	69-168	24-30	6	57	63	118	42	4	47	66	329	9.1
2023	40-40	1066	123-314	59-161	34-46	8	76	84	106	35	4	57	89	339	8.5
CAREER	150-80	3223	388-968	215-549	126-180	35	242	277	363	120	16	171	284	1117	7.5

HIGHTOWER, ALLISON

YEAR	G-GS	MIN	FG-FGA	3P-3PA	FT-FTA	OR	DR	TOT	AST	STL	BK	TO	PF	PTS	AVG
2010	20-1	206	19-60	3-18	13-16	10	15	25	9	14	2	10	23	54	2.7
2011	25-2	230	19-56	4-18	9-12	4	12	16	13	11	1	7	22	51	2.0
2012	34-29	826	90-256	18-76	32-35	21	58	79	84	43	5	47	79	230	6.8
2013	21-21	671	108-255	24-66	28-40	9	56	65	63	24	7	31	56	268	12.8
2014	14-10	334	41-104	6-27	20-22	10	21	31	20	18	4	13	34	108	7.7
CAREER	114-63	2270	277-731	55-205	102-125	54	162	216	189	110	19	108	214	711	6.2

CONNECTICUT SUN ALL-TIME ROSTER

The Connecticut Sun All-Time Roster includes all players who have played in at least one Connecticut Sun/Orlando Miracle regular season game since the 1999 season.

HOFFMAN, EBONY

YEAR	G-GS	MIN	FG-FGA	3P-3PA	FT-FTA	OR	DR	TOT	AST	STL	BK	TO	PF	PTS	AVG
2014	8-0	67	6-18	0-1	0-0	6	8	14	4	5	0	6	12	12	1.5
CAREER	8-0	67	6-18	0-1	0-0	6	8	14	4	5	0	6	12	12	1.5

HOLMES, BRIA

YEAR	G-GS	MIN	FG-FGA	3P-3PA	FT-FTA	OR	DR	TOT	AST	STL	BK	TO	PF	PTS	AVG
2019	34-0	529	77-193	20-63	39-58	10	39	49	31	16	7	30	36	213	6.3
2020	18-4	290	35-98	10-30	8-12	13	20	33	20	13	5	18	17	88	4.9
CAREER	52-4	819	112-291	30-93	47-70	23	59	82	51	29	12	48	53	301	5.8

HOLMES, JOYNER

YEAR	G-GS	MIN	FG-FGA	3P-3PA	FT-FTA	OR	DR	TOT	AST	STL	BK	TO	PF	PTS	AVG
2022	26-0	205	19-61	5-22	10-13	6	29	35	12	8	2	19	20	53	2.0
CAREER	26-0	205	19-61	5-22	10-13	6	29	35	12	8	2	19	20	53	2.0

HOLT, AMBER

YEAR	G-GS	MIN	FG-FGA	3P-3PA	FT-FTA	OR	DR	TOT	AST	STL	BK	TO	PF	PTS	AVG
2008	34-34	713	81-199	25-76	35-45	37	68	105	65	15	5	31	67	222	6.5
2009	23-7	380	40-123	13-50	44-53	13	61	74	44	9	2	14	39	137	6.0
CAREER	57-41	1094	121-322	38-126	79-98	50	129	179	109	24	7	45	106	359	6.3

HOOPER, JORDAN

YEAR	G-GS	MIN	FG-FGA	3P-3PA	FT-FTA	OR	DR	TOT	AST	STL	BK	TO	PF	PTS	AVG
2017	3-0	10	0-2	0-1	0-0	0	1	1	0	0	0	0	1	0	0.0
CAREER	3-0	10	0-2	0-1	0-0	0	1	1	0	0	0	0	1	0	0.0

JANUARY, BRIANN

YEAR	G-GS	MIN	FG-FGA	3P-3PA	FT-FTA	OR	DR	TOT	AST	STL	BK	TO	PF	PTS	AVG
2020	13-10	302	22-75	11-30	10-12	4	12	16	44	8	2	15	25	65	5.0
2021	29-29	876	71-167	27-71	33-38	9	33	42	89	25	4	52	58	202	7.0
CAREER	42-39	1179	93-242	38-101	43-50	13	45	58	133	33	6	67	83	267	6.4

JEKABSONE-ZOGOTA, ANETE

YEAR	G-GS	MIN	FG-FGA	3P-3PA	FT-FTA	OR	DR	TOT	AST	STL	BK	TO	PF	PTS	AVG
2009	27-16	643	97-234	39-99	22-28	12	66	78	59	9	0	48	61	255	9.4
2010	19-14	351	51-131	27-77	15-15	4	36	40	33	9	5	23	42	144	7.6
CAREER	46-30	995	148-365	66-176	37-43	16	102	118	92	18	5	71	103	399	8.7

JOHNSON, ADRIENNE

YEAR	G-GS	MIN	FG-FGA	3P-3PA	FT-FTA	OR	DR	TOT	AST	STL	BK	TO	PF	PTS	AVG
1999	29-0	227	25-62	1-8	6-9	12	16	28	14	5	2	14	21	57	2.0
2000	32-31	1098	175-393	52-148	34-38	30	60	90	54	24	3	56	59	436	13.6
2002	32-2	601	68-181	18-61	12-17	14	32	46	22	15	2	26	40	166	5.2
2003	34-5	586	69-195	17-49	18-24	23	35	58	18	17	1	21	36	173	5.1
CAREER	127-38	2513	337-831	88-266	70-88	79	143	222	108	61	8	117	156	832	6.6

JOHNSON, JACLYN

YEAR	G-GS	MIN	FG-FGA	3P-3PA	FT-FTA	OR	DR	TOT	AST	STL	BK	TO	PF	PTS	AVG
2001	17-1	137	14-25	3-7	4-5	10	13	23	9	4	3	17	21	35	2.1
CAREER	17-1	137	14-25	3-7	4-5	10	13	23	9	4	3	17	21	35	2.1

JOHNSON, SHANNON

YEAR	G-GS	MIN	FG-FGA	3P-3PA	FT-FTA	OR	DR	TOT	AST	STL	BK	TO	PF	PTS	AVG
1999	32-32	1145	151-338	40-110	105-153	44	106	150	141	54	12	121	79	447	14.0
2000	32-32	1129	122-309	30-90	107-144	53	102	155	169	58	7	102	83	381	11.9
2001	26-22	783	90-245	38-104	84-111	15	62	77	68	34	6	54	66	302	11.6
2002	31-31	1111	157-389	21-77	164-214	49	80	129	163	51	7	98	78	499	16.1
2003	34-34	1107	138-319	19-73	125-171	39	95	134	196	44	3	107	77	420	12.4
CAREER	155-151	5278	658-1600	148-454	585-793	200	445	645	737	241	35	482	383	2049	13.2

CONNECTICUT SUN ALL-TIME ROSTER

The Connecticut Sun All-Time Roster includes all players who have played in at least one Connecticut Sun/Orlando Miracle regular season game since the 1999 season.

JONES, ASJHA

YEAR	G-GS	MIN	FG-FGA	3P-3PA	FT-FTA	OR	DR	TOT	AST	STL	BK	TO	PF	PTS	AVG
2004	34-1	698	96-239	2-6	41-48	51	67	118	39	20	18	53	82	235	6.9
2005	33-4	707	133-275	2-5	33-56	54	67	121	40	10	7	51	70	301	9.1
2006	34-2	777	155-334	5-19	62-79	59	124	183	46	23	20	60	74	377	11.1
2007	30-30	942	193-430	1-12	72-94	65	118	183	75	25	23	91	90	459	15.3
2008	33-33	963	223-461	5-23	110-139	73	128	201	81	20	26	74	85	561	17.0
2009	23-23	726	159-339	5-16	61-80	43	93	136	56	20	13	49	79	384	16.7
2010	30-29	774	139-310	6-20	39-46	48	99	147	66	13	13	54	66	323	10.8
2011	34-34	970	198-446	3-10	54-76	64	153	217	64	21	16	37	64	102	13.3
2012	20-19	558	102-229	4-12	35-39	49	92	141	39	19	11	51	61	243	12.2
CAREER	271-175	7120	1398-3063	33-123	507-657	506	941	1447	506	171	147	547	709	3336	12.3

JONES, BRIONNA

YEAR	G-GS	MIN	FG-FGA	3P-3PA	FT-FTA	OR	DR	TOT	AST	STL	BK	TO	PF	PTS	AVG
2017	23-0	147	23-40	0-0	20-24	16	22	38	3	9	2	9	28	66	2.9
2018	27-0	242	30-64	0-0	24-33	24	29	53	6	6	6	16	37	84	3.1
2019	27-0	226	35-75	0-1	24-36	37	22	59	9	9	7	19	36	94	3.5
2020	21-21	548	98-162	1-1	38-55	59	59	118	21	35	14	34	65	235	11.2
2021	32-32	979	194-340	0-3	82-103	101	133	234	56	44	17	70	97	470	14.7
2022	36-7	904	186-327	0-6	124-147	95	90	185	44	44	13	54	94	496	13.8
2023	13-13	411	80-140	2-4	45-58	41	65	106	31	24	7	29	53	207	15.9
CAREER	179-73	3461	646-1148	3-15	357-456	373	420	793	170	171	66	231	410	1652	9.2

JONES, JAZMINE

YEAR	G-GS	MIN	FG-FGA	3P-3PA	FT-FTA	OR	DR	TOT	AST	STL	BK	TO	PF	PTS	AVG
2022	7-0	43	2-7	0-2	2-5	0	1	1	1	2	0	3	5	6	0.9
CAREER	7-0	43	2-7	0-2	2-5	0	1	1	1	2	0	3	5	6	0.9

JONES, JONQUEL

YEAR	G-GS	MIN	FG-FGA	3P-3PA	FT-FTA	OR	DR	TOT	AST	STL	BK	TO	PF	PTS	AVG
2016	34-6	479	85-160	11-33	51-69	61	65	126	22	22	38	25	72	232	6.8
2017	34-34	969	181-339	25-56	135-165	123	280	403	50	29	50	57	115	522	15.6
2018	34-16	696	149-271	50-107	53-79	71	117	188	57	15	42	55	99	401	11.8
2019	34-34	980	173-386	43-139	108-132	113	217	330	52	43	68	66	96	497	14.6
2021	27-27	855	192-373	42-116	97-121	67	236	303	75	34	34	78	84	523	19.4
2022	33-32	870	176-343	41-111	89-111	85	198	283	59	35	38	85	89	482	14.6
CAREER	196-149	4853	956-1872	212-562	533-677	520	1113	1633	315	178	270	366	555	2657	13.6

JONES, STEPHANIE

YEAR	G-GS	MIN	FG-FGA	3P-3PA	FT-FTA	OR	DR	TOT	AST	STL	BK	TO	PF	PTS	AVG
2021	18-0	98	12-29	0-1	1-2	12	10	22	3	2	1	3	9	25	1.4
2022	2-0	8	0-1	0-0	2-2	0	0	0	1	0	0	0	1	2	1.0
CAREER	20-0	106	12-30	0-1	3-4	12	10	22	4	2	1	3	10	27	1.4

KIZER, LYNETTA

YEAR	G-GS	MIN	FG-FGA	3P-3PA	FT-FTA	OR	DR	TOT	AST	STL	BK	TO	PF	PTS	AVG
2017	20-1	238	48-100	0-1	23-30	22	35	57	6	11	7	10	37	119	6.0
CAREER	20-1	238	48-100	0-1	23-30	22	35	57	6	11	7	10	37	119	6.0

LACY, JENNIFER

YEAR	G-GS	MIN	FG-FGA	3P-3PA	FT-FTA	OR	DR	TOT	AST	STL	BK	TO	PF	PTS	AVG
2015	19-11	318	44-99	17-48	28-37	11	34	45	7	7	9	13	35	133	7.0
CAREER	19-11	318	44-99	17-48	28-37	11	34	45	7	7	9	13	35	133	7.0

LACY, NATASHA

YEAR	G-GS	MIN	FG-FGA	3P-3PA	FT-FTA	OR	DR	TOT	AST	STL	BK	TO	PF	PTS	AVG
2013	3-1	49	2-18	0-1	3-3	3	12	15	6	4	0	4	1	7	2.3
CAREER	3-1	49	2-18	0-1	3-3	3	12	15	6	4	0	4	1	7	2.3



CONNECTICUT SUN ALL-TIME ROSTER

The Connecticut Sun All-Time Roster includes all players who have played in at least one Connecticut Sun/Orlando Miracle regular season game since the 1999 season.

LANEY, BETNIJAH

YEAR	G-GS	MIN	FG-FGA	3P-3PA	FT-FTA	OR	DR	TOT	AST	STL	BK	TO	PF	PTS	AVG
2018	29-0	270	33-70	1-9	10-11	20	30	50	21	11	0	16	20	77	2.7
CAREER	29-0	270	33-70	1-9	10-11	20	30	50	21	11	0	16	20	77	2.7

LAWSON, KARA

YEAR	G-GS	MIN	FG-FGA	3P-3PA	FT-FTA	OR	DR	TOT	AST	STL	BK	TO	PF	PTS	AVG
2010	34-32	853	101-247	46-128	34-38	8	79	87	118	14	0	48	49	282	8.3
2011	33-8	831	111-247	55-128	65-73	12	75	87	96	23	1	46	36	342	10.4
2012	34-34	1066	169-343	74-172	100-107	17	114	131	136	27	5	60	40	512	15.1
2013	9-6	270	45-103	22-48	12-14	8	25	33	38	5	1	22	14	124	13.8
CAREER	110-80	3022	426-940	197-476	211-232	45	293	338	388	69	7	176	139	1260	11.5

LITTLE, CAMILLE

YEAR	G-GS	MIN	FG-FGA	3P-3PA	FT-FTA	OR	DR	TOT	AST	STL	BK	TO	PF	PTS	AVG
2015	34-34	918	106-261	39-113	29-33	46	77	123	53	42	7	58	91	280	8.2
2016	33-29	811	96-250	29-90	36-57	25	73	98	66	38	9	56	92	257	7.8
CAREER	67-63	1730	202-511	68-203	65-90	71	150	221	119	80	16	114	183	537	8.0

LOBO, REBECCA

YEAR	G-GS	MIN	FG-FGA	3P-3PA	FT-FTA	OR	DR	TOT	AST	STL	BK	TO	PF	PTS	AVG
2003	25-13	292	25-88	7-28	2-9	9	43	52	5	6	15	14	33	59	2.4
CAREER	25-13	292	25-88	7-28	2-9	9	43	52	5	6	15	14	33	59	2.4

MACHANGUANA, CLARISSE

YEAR	G-GS	MIN	FG-FGA	3P-3PA	FT-FTA	OR	DR	TOT	AST	STL	BK	TO	PF	PTS	AVG
2002	29-25	428	61-114	0-0	16-25	26	38	64	17	12	4	33	61	138	4.8
CAREER	29-25	428	61-114	0-0	16-25	26	38	64	17	12	4	33	61	138	4.8

MAHONEY, MEGAN

YEAR	G-GS	MIN	FG-FGA	3P-3PA	FT-FTA	OR	DR	TOT	AST	STL	BK	TO	PF	PTS	AVG
2006	31-1	351	26-85	7-29	17-19	15	51	66	24	7	1	25	38	76	2.5
2007	18-0	120	7-28	1-6	16-22	7	7	14	8	4	1	11	18	31	1.7
CAREER	49-1	472	33-113	8-35	33-41	22	58	80	32	11	2	36	56	107	2.2

MALTSI, EVANTHIA

YEAR	G-GS	MIN	FG-FGA	3P-3PA	FT-FTA	OR	DR	TOT	AST	STL	BK	TO	PF	PTS	AVG
2007	26-7	481	53-140	32-77	9-12	16	50	66	39	20	2	26	39	147	5.7
CAREER	26-7	481	53-140	32-77	9-12	16	50	66	39	20	2	26	39	147	5.7

MCCAIN, TIFFANY

YEAR	G-GS	MIN	FG-FGA	3P-3PA	FT-FTA	OR	DR	TOT	AST	STL	BK	TO	PF	PTS	AVG
2000	25-0	212	15-49	5-22	16-18	2	9	11	5	3	1	9	18	51	2.0
2001	32-9	443	35-109	21-67	6-9	7	31	38	36	10	8	34	52	97	3.0
2002	16-0	48	2-10	0-4	3-4	1	2	3	2	3	0	3	9	7	0.4
CAREER	73-9	703	52-168	26-93	25-31	10	42	52	43	16	9	46	79	155	2.1

MCCRAY, DANIELLE

YEAR	G-GS	MIN	FG-FGA	3P-3PA	FT-FTA	OR	DR	TOT	AST	STL	BK	TO	PF	PTS	AVG
2011	34-23	513	69-173	34-87	27-35	14	63	77	42	16	4	34	45	199	5.9
2012	28-8	389	39-124	20-60	37-41	14	42	56	33	17	0	28	41	135	4.8
2014	18-2	207	13-56	2-6	7-14	9	17	26	14	11	1	25	18	35	1.9
CAREER	80-33	1109	121-353	56-153	71-90	37	122	159	89	44	5	87	104	369	4.6

MCGHEE, CARLA

YEAR	G-GS	MIN	FG-FGA	3P-3PA	FT-FTA	OR	DR	TOT	AST	STL	BK	TO	PF	PTS	AVG
1999	30-0	232	15-47	0-0	15-18	22	24	46	8	8	3	22	38	45	1.5
2000	32-0	408	30-83	0-3	27-39	27	37	64	23	21	5	31	58	87	2.7
2001	17-0	72	6-24	0-0	2-4	4	7	11	0	1	1	6	9	14	0.8
2002	2-0	3	2-4	0-0	1-1	1	0	1	0	0	0	0	0	5	2.5
CAREER	81-0	718	53-158	0-3	45-62	54	68	122	31	30	9	59	105	151	1.9

CONNECTICUT SUN ALL-TIME ROSTER

The Connecticut Sun All-Time Roster includes all players who have played in at least one Connecticut Sun/Orlando Miracle regular season game since the 1999 season.

MCWILLIAMS-FRANKLIN, TAJ

YEAR	G-GS	MIN	FG-FGA	3P-3PA	FT-FTA	OR	DR	TOT	AST	STL	BK	TO	PF	PTS	AVG
1999	32-32	1043	153-319	20-45	94-141	81	158	239	51	57	38	80	96	420	13.1
2000	32-32	1102	173-330	5-17	87-122	90	154	244	54	59	31	83	86	438	13.7
2001	32-32	1060	157-331	2-10	87-117	114	129	243	69	52	50	80	74	403	12.6
2002	13-12	382	41-82	1-3	27-31	21	42	63	13	19	14	22	40	110	8.5
2003	34-34	984	133-301	12-43	76-102	78	149	227	49	43	33	54	103	354	10.4
2004	34-34	1136	168-352	0-12	77-128	83	161	244	63	48	45	73	96	413	12.2
2005	34-34	1082	180-364	4-18	107-136	78	170	248	65	37	25	59	80	471	13.9
2006	32-32	995	164-329	1-8	81-110	104	202	306	80	35	31	78	75	410	12.8
CAREER	243-242	7788	1169-2408	45-156	636-887	649	1165	1814	444	350	267	529	650	3019	12.4

MOMPRIEMER, BEATRICE

YEAR	G-GS	MIN	FG-FGA	3P-3PA	FT-FTA	OR	DR	TOT	AST	STL	BK	TO	PF	PTS	AVG
2020	21-0	186	20-47	0-0	8-18	32	38	70	3	5	13	14	28	48	2.3
2021	32-0	275	26-53	0-0	5-12	28	49	77	7	12	8	18	44	57	1.8
CAREER	53-0	462	46-100	0-0	13-30	60	87	147	10	17	21	32	72	105	2.0

MONTGOMERY, RENEE

YEAR	G-GS	MIN	FG-FGA	3P-3PA	FT-FTA	OR	DR	TOT	AST	STL	BK	TO	PF	PTS	AVG
2010	34-23	940	158-394	66-189	71-83	14	60	74	138	47	3	78	67	453	13.2
2011	34-34	991	154-385	61-159	126-152	12	61	73	167	49	3	89	46	495	14.6
2012	34-0	815	116-333	47-129	117-138	8	55	63	89	35	3	76	52	396	11.7
2013	23-18	624	81-222	36-110	35-39	7	34	41	71	18	1	56	39	233	10.1
2014	33-0	535	78-209	35-106	31-40	5	20	25	78	20	2	44	40	222	6.7
CAREER	158-75	3908	587-1543	245-693	380-452	46	230	276	543	169	12	343	244	1799	11.4

MOORE, JESSICA

YEAR	G-GS	MIN	FG-FGA	3P-3PA	FT-FTA	OR	DR	TOT	AST	STL	BK	TO	PF	PTS	AVG
2011	29-0	198	17-40	0-0	14-18	10	13	23	5	5	2	14	19	48	1.7
2012	8-0	64	3-11	0-0	6-8	3	4	7	2	0	0	3	10	12	1.5
CAREER	37-0	263	20-51	0-0	20-26	13	17	30	7	5	2	17	29	60	1.6

MOORE, YOLANDA

YEAR	G-GS	MIN	FG-FGA	3P-3PA	FT-FTA	OR	DR	TOT	AST	STL	BK	TO	PF	PTS	AVG
1999	23-0	113	10-21	0-1	6-12	4	9	13	1	4	0	13	21	26	1.1
CAREER	23-0	113	10-21	0-1	6-12	4	9	13	1	4	0	13	21	26	1.1

MOSQUEDA-LEWIS, KALEENA

YEAR	G-GS	MIN	FG-FGA	3P-3PA	FT-FTA	OR	DR	TOT	AST	STL	BK	TO	PF	PTS	AVG
2020	16-0	163	19-64	12-47	4-7	1	20	21	4	3	1	7	17	54	3.4
CAREER	16-0	163	19-64	12-47	4-7	1	20	21	4	3	1	7	17	54	3.4

NELSON-ODODA, OLIVIA

YEAR	G-GS	MIN	FG-FGA	3P-3PA	FT-FTA	OR	DR	TOT	AST	STL	BK	TO	PF	PTS	AVG
2023	39-0	584	65-121	0-0	46-65	50	94	144	23	20	33	30	87	176	4.5
CAREER	39-0	584	65-121	0-0	46-65	50	94	144	23	20	33	30	87	176	4.5

OGWUMIKE, CHINEY

YEAR	G-GS	MIN	FG-FGA	3P-3PA	FT-FTA	OR	DR	TOT	AST	STL	BK	TO	PF	PTS	AVG
2014	31-31	920	196-366	0-0	88-127	123	141	264	20	36	37	59	113	480	15.5
2016	33-18	801	158-269	0-0	100-139	88	133	221	22	33	33	48	120	416	12.6
2018	31-31	789	176-292	1-2	94-118	85	142	227	32	36	19	51	106	447	14.4
CAREER	95-80	2511	530-927	1-2	282-384	296	416	712	74	105	89	158	339	1343	14.1

OREKHOVA, INGA

YEAR	G-GS	MIN	FG-FGA	3P-3PA	FT-FTA	OR	DR	TOT	AST	STL	BK	TO	PF	PTS	AVG
2015	3-0	10:00	0-4	0-2	0-0	1	0	1	0	0	0	1	0	0	0.0
CAREER	3-0	10:00	0-4	0-2	0-0	1	0	1	0	0	0	1	0	0	0.0

CONNECTICUT SUN ALL-TIME ROSTER

The Connecticut Sun All-Time Roster includes all players who have played in at least one Connecticut Sun/Orlando Miracle regular season game since the 1999 season.

PAGE, DANIELLE

YEAR	G-GS	MIN	FG-FGA	3P-3PA	FT-FTA	OR	DR	TOT	AST	STL	BK	TO	PF	PTS	AVG
2008	3-0	11	3-5	0-0	0-0	2	4	6	0	0	0	2	3	6	2.0
CAREER	3-0	11	3-5	0-0	0-0	2	4	6	0	0	0	2	3	6	2.0

PALMER, WENDY

YEAR	G-GS	MIN	FG-FGA	3P-3PA	FT-FTA	OR	DR	TOT	AST	STL	BK	TO	PF	PTS	AVG
2002	16-16	499	65-148	23-60	28-20	20	73	93	21	22	6	23	46	180	11.3
2003	32-1	429	58-147	10-46	23-28	29	77	106	16	11	3	35	62	149	4.7
2004	33-33	788	108-253	13-41	68-85	47	135	182	30	23	5	40	77	297	9.0
CAREER	81-50	1717	231-548	46-147	118-152	96	285	381	67	56	14	98	185	626	7.7

PEDERSEN, KAYLA

YEAR	G-GS	MIN	FG-FGA	3P-3PA	FT-FTA	OR	DR	TOT	AST	STL	BK	TO	PF	PTS	AVG
2013	25-0	269	23-63	0-1	20-28	19	46	65	17	14	6	20	40	66	2.6
2014	31-1	310	16-43	0-0	13-21	23	49	72	10	7	4	16	35	45	1.5
2015	33-1	510	39-90	0-0	19-23	29	57	86	40	23	8	20	48	97	2.9
2017	26-0	265	13-35	0-1	12-17	23	36	59	15	7	2	10	39	38	1.5
CAREER	115-2	1356	91-231	0-2	64-89	94	188	282	82	51	20	66	162	246	2.1

PHILLIPS, ERIN

YEAR	G-GS	MIN	FG-FGA	3P-3PA	FT-FTA	OR	DR	TOT	AST	STL	BK	TO	PF	PTS	AVG
2006	34-13	615	57-145	24-70	44-50	20	53	73	80	29	2	38	38	182	5.4
2008	8-0	85	13-28	6-12	9-11	9	8	17	3	4	1	6	7	41	5.1
2009	32-18	740	86-225	34-116	52-64	30	73	103	66	43	3	43	52	258	8.1
CAREER	74-31	1441	156-398	64-198	105-125	59	134	193	149	76	6	87	97	481	6.5

PHILLIPS, TARI

YEAR	G-GS	MIN	FG-FGA	3P-3PA	FT-FTA	OR	DR	TOT	AST	STL	BK	TO	PF	PTS	AVG
1999	32-0	335	52-128	0-3	26-54	26	40	66	9	19	8	48	54	130	4.1
CAREER	32-0	335	52-128	0-3	26-54	26	40	66	9	19	8	48	54	130	4.1

PLAISANCE, THERESA

YEAR	G-GS	MIN	FG-FGA	3P-3PA	FT-FTA	OR	DR	TOT	AST	STL	BK	TO	PF	PTS	AVG
2019	9-0	63	8-23	2-6	4-4	3	13	16	0	3	2	1	12	22	2.4
2020	13-0	90	11-29	5-17	5-6	2	11	13	1	5	3	2	20	32	2.5
CAREER	22-0	154	19-52	7-23	9-10	5	24	29	1	8	5	3	32	54	2.5

POWELL, ELAINE

YEAR	G-GS	MIN	FG-FGA	3P-3PA	FT-FTA	OR	DR	TOT	AST	STL	BK	TO	PF	PTS	AVG
1999	18-0	254	17-33	1-9	12-22	9	14	23	32	9	4	19	22	47	2.6
2000	20-1	347	26-66	3-9	17-22	17	33	50	42	12	1	30	21	72	3.6
2001	32-32	1055	119-296	39-102	80-106	32	66	98	98	49	7	79	64	357	11.2
2002	15-1	309	35-99	2-11	16-26	7	25	32	30	20	4	30	31	88	5.9
CAREER	85-34	1966	197-494	45-131	125-176	65	138	203	202	90	16	158	138	564	6.6

QUEENAN, BROOKE

YEAR	G-GS	MIN	FG-FGA	3P-3PA	FT-FTA	OR	DR	TOT	AST	STL	BK	TO	PF	PTS	AVG
2006	4-0	9	0-1	0-0	2-2	0	0	0	0	0	0	1	0	2	0.5
CAREER	4-0	9	0-1	0-0	2-2	0	0	0	0	0	0	1	0	2	0.5

RASMUSSEN, KRISTEN

YEAR	G-GS	MIN	FG-FGA	3P-3PA	FT-FTA	OR	DR	TOT	AST	STL	BK	TO	PF	PTS	AVG
2007	33-3	522	41-99	15-27	17-21	35	56	91	29	11	5	35	54	114	3.5
CAREER	33-3	522	41-99	15-27	17-21	35	56	91	29	11	5	35	54	114	3.5

ROLAND, JANNON

YEAR	G-GS	MIN	FG-FGA	3P-3PA	FT-FTA	OR	DR	TOT	AST	STL	BK	TO	PF	PTS	AVG
2000	21-0	173	13-37	3-10	4-8	7	10	17	8	6	0	19	16	33	1.6
CAREER	21-0	173	13-37	3-10	4-8	7	10	17	8	6	0	19	16	33	1.6

CONNECTICUT SUN ALL-TIME ROSTER

The Connecticut Sun All-Time Roster includes all players who have played in at least one Connecticut Sun/Orlando Miracle regular season game since the 1999 season.

SALES, NYKESHA

YEAR	G-GS	MIN	FG-FGA	3P-3PA	FT-FTA	OR	DR	TOT	AST	STL	BK	TO	PF	PTS	AVG
1999	32-32	1037	153-397	36-109	95-118	44	91	135	91	69	8	69	97	437	13.7
2000	32-32	994	170-383	47-119	43-62	43	96	139	69	47	12	67	92	430	13.4
2001	32-31	1031	166-379	43-137	58-74	57	115	172	58	70	6	72	109	433	13.5
2002	16-16	1042	155-376	37-115	84-106	36	84	120	60	60	7	71	97	431	13.5
2003	34-34	1105	194-468	44-114	116-144	27	118	145	92	46	13	73	107	548	16.1
2004	34-34	1097	210-486	41-129	56-77	33	102	135	97	75	8	76	98	517	15.2
2005	34-34	1072	201-482	49-116	81-108	36	88	124	74	61	10	64	96	532	15.7
2006	22-20	608	109-254	32-80	36-50	21	61	82	60	26	6	29	43	286	13.0
2007	26-25	762	123-314	23-71	72-82	33	72	105	82	36	11	57	59	341	13.1
CAREER	278-274	8753	1481-3539	352-990	641-821	330	827	1157	683	490	81	578	798	3955	14.2

SAM, SHERI

YEAR	G-GS	MIN	FG-FGA	3P-3PA	FT-FTA	OR	DR	TOT	AST	STL	BK	TO	PF	PTS	AVG
1999	32-32	1089	134-345	41-125	55-80	39	107	146	77	41	9	64	112	364	11.4
CAREER	32-32	1089	134-345	41-125	55-80	39	107	146	77	41	9	64	112	364	11.4

SHEGOG, CHAY

YEAR	G-GS	MIN	FG-FGA	3P-3PA	FT-FTA	OR	DR	TOT	AST	STL	BK	TO	PF	PTS	AVG
2012	3-0	8	1-3	0-0	1-2	1	1	2	0	1	0	1	3	3	1.0
CAREER	3-0	8	1-3	0-0	1-2	1	1	2	0	1	0	1	3	3	1.0

SMITH, LACHARLOTTE

YEAR	G-GS	MIN	FG-FGA	3P-3PA	FT-FTA	OR	DR	TOT	AST	STL	BK	TO	PF	PTS	AVG
2000	3-0	11	2-3	0-1	1-1	1	1	2	1	2	0	2	2	5	1.7
CAREER	3-0	11	2-3	0-1	1-1	1	1	2	1	2	0	2	2	5	1.7

STRICKLEN, SHEKINNA

YEAR	G-GS	MIN	FG-FGA	3P-3PA	FT-FTA	OR	DR	TOT	AST	STL	BK	TO	PF	PTS	AVG
2015	34-0	598	95-231	51-142	22-28	25	38	63	22	19	8	20	46	263	7.7
2016	28-0	306	38-104	27-77	9-14	9	29	38	15	12	2	3	20	112	4.0
2017	34-29	925	95-231	71-173	32-37	17	90	107	37	42	4	29	56	293	8.6
2018	34-30	638	77-179	58-135	12-14	9	68	77	16	20	4	19	46	224	6.6
2019	34-34	804	104-255	76-199	22-27	9	56	65	39	34	7	28	79	306	9.0
CAREER	164-93	3274	409-1000	283-726	97-120	69	281	350	129	127	25	99	247	1198	7.3

SUBER, TORA

YEAR	G-GS	MIN	FG-FGA	3P-3PA	FT-FTA	OR	DR	TOT	AST	STL	BK	TO	PF	PTS	AVG
1999	25-0	115	7-24	1-9	5-10	4	9	13	9	5	0	10	14	20	0.8
CAREER	25-0	115	7-24	1-9	5-10	4	9	13	9	5	0	10	14	20	0.8

SUMMERTON, LAURA

YEAR	G-GS	MIN	FG-FGA	3P-3PA	FT-FTA	OR	DR	TOT	AST	STL	BK	TO	PF	PTS	AVG
2005	11-0	41	3-9	0-0	4-5	5	5	10	3	2	0	4	11	10	0.9
2006	33-3	358	32-74	3-15	16-27	12	24	36	19	3	2	20	38	83	2.5
CAREER	44-3	400	35-83	3-15	20-32	17	29	46	22	5	2	24	49	93	2.1

SWANIER, KETIA

YEAR	G-GS	MIN	FG-FGA	3P-3PA	FT-FTA	OR	DR	TOT	AST	STL	BK	TO	PF	PTS	AVG
2008	25-6	231	13-47	7-30	8-10	5	24	29	26	14	1	20	17	41	1.6
CAREER	25-6	231	13-47	7-30	8-10	5	24	29	26	14	1	20	17	41	1.6

TAYLOR, ASIA

YEAR	G-GS	MIN	FG-FGA	3P-3PA	FT-FTA	OR	DR	TOT	AST	STL	BK	TO	PF	PTS	AVG
2016	4-0	17	3-5	0-0	6-7	2	2	4	3	0	0	1	3	12	3.0
CAREER	4-0	17	3-5	0-0	6-7	2	2	4	3	0	0	1	3	12	3.0

CONNECTICUT SUN ALL-TIME ROSTER

The Connecticut Sun All-Time Roster includes all players who have played in at least one Connecticut Sun/Orlando Miracle regular season game since the 1999 season.

THOMAS, ALYSSA

YEAR	G-GS	MIN	FG-FGA	3P-3PA	FT-FTA	OR	DR	TOT	AST	STL	BK	TO	PF	PTS	AVG
2014	34-28	926	126-290	1-5	87-115	63	111	174	51	35	7	58	70	340	10.0
2015	24-23	622	69-168	0-0	72-104	61	65	126	33	29	5	42	65	210	8.8
2016	31-31	840	130-267	0-0	83-131	62	125	187	70	44	6	75	81	343	11.1
2017	33-33	982	188-369	0-3	114-201	47	178	225	147	52	13	98	105	490	14.9
2018	24-24	733	98-211	0-1	52-95	47	148	195	101	28	10	48	69	248	10.3
2019	34-34	1025	168-333	0-1	60-121	83	181	264	105	66	13	69	96	396	11.7
2020	21-21	688	122-244	0-1	81-118	39	151	190	101	42	6	52	59	325	15.5
2021	2-0	34	4-15	0-0	3-4	1	9	10	4	1	0	3	4	11	5.5
2022	36-36	1154	188-376	0-2	108-148	74	220	294	218	62	7	103	101	484	13.4
2023	40-40	1445	243-513	0-3	133-186	80	314	394	316	73	19	137	109	619	15.3
CAREER	279-270	8454	1336-2786	1-16	793-1223	557	1502	2059	1146	432	86	685	759	3466	12.4

THOMAS, JASMINE

YEAR	G-GS	MIN	FG-FGA	3P-3PA	FT-FTA	OR	DR	TOT	AST	STL	BK	TO	PF	PTS	AVG
2015	34-34	906	100-305	31-104	47-60	19	108	127	133	41	14	77	74	278	8.2
2016	34-34	1091	150-368	30-101	68-79	25	115	140	172	43	12	86	88	398	11.7
2017	32-31	901	171-406	54-134	57-73	13	61	74	139	51	4	76	52	453	14.2
2018	34-34	955	160-402	46-148	71-83	26	85	111	163	37	8	85	70	437	12.9
2019	34-34	1009	139-355	45-123	56-70	19	78	97	175	48	5	93	62	379	11.2
2020	19-19	485	76-188	21-63	21-23	4	29	33	76	24	5	46	30	194	10.2
2021	30-30	886	113-293	42-105	49-56	13	60	73	121	39	6	67	53	317	10.6
2022	5-5	109	8-30	3-17	12-13	2	9	11	15	3	1	7	7	33	6.6
CAREER	222-221	6345	917-2347	274-791	381-457	121	545	666	994	286	55	537	436	2489	11.2

TUCK, MORGAN

YEAR	G-GS	MIN	FG-FGA	3P-3PA	FT-FTA	OR	DR	TOT	AST	STL	BK	TO	PF	PTS	AVG
2016	26-3	433	67-162	17-56	32-45	23	51	74	29	10	2	25	25	183	7.0
2017	22-5	365	45-127	11-38	17-21	11	38	49	20	8	0	22	35	118	5.4
2018	34-1	461	80-169	22-63	19-23	23	55	78	18	14	4	24	41	201	5.9
2019	33-0	352	45-116	15-42	18-30	18	48	66	28	13	3	30	44	123	3.7
CAREER	115-9	1613	237-574	65-199	86-119	75	192	267	95	45	9	101	145	625	5.4

TURNER, BARBARA

YEAR	G-GS	MIN	FG-FGA	3P-3PA	FT-FTA	OR	DR	TOT	AST	STL	BK	TO	PF	PTS	AVG
2008	34-6	663	80-192	44-118	69-89	23	85	108	52	12	14	40	62	273	8.0
2009	7-0	143	8-39	4-25	8-10	4	11	15	14	5	0	4	12	28	4.0
CAREER	41-6	806	88-231	48-143	77-99	27	96	123	66	17	14	44	74	301	7.3

WALKER, ASHLEY

YEAR	G-GS	MIN	FG-FGA	3P-3PA	FT-FTA	OR	DR	TOT	AST	STL	BK	TO	PF	PTS	AVG
2013	7-0	54	5-17	2-8	1-1	9	7	16	2	2	3	6	4	13	1.9
CAREER	7-0	54	5-17	2-8	1-1	9	7	16	2	2	3	6	4	13	1.9

WALKER-KIMBROUGH, SHATORI

YEAR	G-GS	MIN	FG-FGA	3P-3PA	FT-FTA	OR	DR	TOT	AST	STL	BK	TO	PF	PTS	AVG
2021	1-0	4	0-0	0-0	0-0	0	1	1	0	0	1	1	1	0	0.0
CAREER	1-0	4	0-0	0-0	0-0	0	1	1	0	0	1	1	1	0	0.0

WALKER, DEMYA

YEAR	G-GS	MIN	FG-FGA	3P-3PA	FT-FTA	OR	DR	TOT	AST	STL	BK	TO	PF	PTS	AVG
2010	31-2	340	44-105	0-3	38-46	30	34	64	25	14	5	40	64	126	4.1
2011	10-0	79	8-19	0-0	8-11	10	6	16	0	2	0	11	12	24	2.4
CAREER	41-2	420	52-124	0-3	46-57	40	40	80	25	16	5	51	76	150	3.7

CONNECTICUT SUN ALL-TIME ROSTER

The Connecticut Sun All-Time Roster includes all players who have played in at least one Connecticut Sun/Orlando Miracle regular season game since the 1999 season.

WHALEN, LINDSAY

YEAR	G-GS	MIN	FG-FGA	3P-3PA	FT-FTA	OR	DR	TOT	AST	STL	BK	TO	PF	PTS	AVG
2004	31-30	945	83-183	20-57	89-122	21	69	90	148	39	0	94	72	275	8.9
2005	34-34	1045	135-290	16-46	125-156	29	99	128	172	42	2	89	90	411	12.1
2006	33-33	860	88-226	8-62	112-124	17	105	122	153	34	2	79	56	296	9.0
2007	34-34	1039	156-333	18-86	124-158	33	129	162	169	73	3	75	85	454	13.4
2008	31-31	907	141-306	27-80	126-157	33	141	174	166	45	1	58	87	435	14.0
2009	34-34	999	141-328	22-83	115-129	40	116	156	156	43	5	63	87	419	12.3
CAREER	197-196	5798	744-1666	111-414	691-846	173	659	832	964	276	13	458	477	2290	11.6

WHITE, TAN

YEAR	G-GS	MIN	FG-FGA	3P-3PA	FT-FTA	OR	DR	TOT	AST	STL	BK	TO	PF	PTS	AVG
2009	30-15	658	97-247	49-130	42-50	21	61	82	66	35	9	37	73	285	9.5
2010	34-10	856	121-288	49-134	52-65	8	83	91	79	54	4	53	92	343	10.1
2011	34-0	746	68-192	23-82	42-50	17	80	97	66	40	6	42	65	201	5.9
2012	31-0	496	57-143	27-67	15-18	9	41	50	35	31	6	36	49	156	5.0
2013	22-12	549	84-255	15-76	20-27	17	44	61	44	34	6	52	59	203	9.2
CAREER	151-37	3307	427-1125	163-489	171-210	72	309	381	290	194	31	220	338	1188	7.9

WHITMORE, TAMIKA

YEAR	G-GS	MIN	FG-FGA	3P-3PA	FT-FTA	OR	DR	TOT	AST	STL	BK	TO	PF	PTS	AVG
2008	34-33	911	160-392	34-108	75-96	40	121	161	47	20	13	68	95	429	12.6
2009	24-1	376	37-127	7-23	24-33	21	31	52	25	9	3	20	34	105	4.4
CAREER	58-34	1287	197-519	41-131	99-129	61	152	213	72	29	16	88	129	534	9.2

WILLIAMS, COURTNEY

YEAR	G-GS	MIN	FG-FGA	3P-3PA	FT-FTA	OR	DR	TOT	AST	STL	BK	TO	PF	PTS	AVG
2016	19-0	325	67-157	8-26	11-19	27	42	69	28	12	3	19	29	153	8.1
2017	34-28	883	185-391	12-37	36-41	46	97	143	71	18	8	46	55	418	12.3
2018	30-29	811	171-375	20-53	17-25	46	132	178	90	23	2	54	47	379	12.6
2019	34-34	987	187-430	16-35	60-75	48	141	189	129	46	13	56	47	450	13.2
2022	34-34	950	165-387	22-65	27-36	30	126	156	111	33	14	57	54	379	11.2
CAREER	151-125	3959	775-1740	78-216	151-196	197	538	735	429	132	40	232	232	1779	11.8

WILLIAMS, ELIZABETH

YEAR	G-GS	MIN	FG-FGA	3P-3PA	FT-FTA	OR	DR	TOT	AST	STL	BK	TO	PF	PTS	AVG
2015	21-0	245	28-53	0-0	14-25	22	46	68	8	6	19	11	20	70	3.3
CAREER	21-0	245	28-53	0-0	14-25	22	46	68	8	6	19	11	20	70	3.3

WILLIAMS, KIANA

YEAR	G-GS	MIN	FG-FGA	3P-3PA	FT-FTA	OR	DR	TOT	AST	STL	BK	TO	PF	PTS	AVG
2022	1-0	2	0-0	0-0	0-0	0	0	0	0	0	0	0	0	0	0.0
CAREER	1-0	2	0-0	0-0	0-0	0	0	0	0	0	0	0	0	0	0.0

WILLIAMS, TAMIKA

YEAR	G-GS	MIN	FG-FGA	3P-3PA	FT-FTA	OR	DR	TOT	AST	STL	BK	TO	PF	PTS	AVG
2022	1-0	2	0-0	0-0	0-0	0	0	0	0	0	0	0	0	0	0.0
CAREER	1-0	2	0-0	0-0	0-0	0	0	0	0	0	0	0	0	0	0.0

WILLINGHAM, LE'COE

YEAR	G-GS	MIN	FG-FGA	3P-3PA	FT-FTA	OR	DR	TOT	AST	STL	BK	TO	PF	PTS	AVG
2004	23-0	174	24-38	0-1	20-26	22	21	43	7	8	2	12	16	68	3.0
2005	18-0	89	7-17	0-0	10-20	10	7	17	3	2	0	14	16	24	1.3
2006	29-0	208	25-53	6-10	7-13	20	35	55	17	5	0	15	23	63	2.2
2007	28-5	319	20-52	0-4	18-25	27	50	77	11	8	6	19	44	58	2.1
CAREER	98-5	792	76-160	6-15	55-84	79	113	192	38	23	8	60	99	213	2.2

WYCKOFF, BROOKE

YEAR	G-GS	MIN	FG-FGA	3P-3PA	FT-FTA	OR	DR	TOT	AST	STL	BK	TO	PF	PTS	AVG
2001	32-27	647	41-125	6-37	20-28	48	74	122	37	26	15	50	91	108	3.4
2002	32-5	515	31-95	14-50	5-7	28	62	90	32	19	18	30	71	81	2.5
2003	34-22	752	55-142	20-70	26-36	48	98	146	35	33	19	39	109	156	4.6
2005	34-1	600	35-88	22-52	13-20	25	70	95	35	13	9	28	82	105	3.1
CAREER	132-55	2515	162-450	62-209	64-91	149	304	453	139	91	61	147	353	450	3.4



CONNECTICUT SUN ALL-TIME ROSTER

The Connecticut Sun All-Time Roster includes all players who have played in at least one Connecticut Sun/Orlando Miracle regular season game since the 1999 season.

- A -

Abrosimova, Svetlana (F)- 2008
Adams, Danielle (F-C)- 2017
Alhaleem, Tawona (F-G)- 2001
Allen, Rebecca (G)- 2023
Anderson, Ambrosia (F)- 2006
Anderson, Jolene (G)- 2008
Anderson, Yvonne (G)- 2022
Anigwe, Kristine (C)- 2019, 2023

- B -

Banham, Rachel (G)- 2016-2019
Bass, Mistie (F)- 2012-2013
Bentley, Alex (G)- 2014-2018
Black, Chante (C)- 2009
Black, Debbie (G)- 2003-2004
Bone, Kelsey (C)- 2014-2016
Bonner, DeWanna (F-G)- 2020-present
Breland, Jessica (F)- 2011
Brown, Kiesha (G)- 2009
Brown, Leigha (G)- 2023- present
Brown, Lexie (G)- 2018
Brungo, Jessica (F)- 2004-2006

- C -

Cain, Kelley (C)- 2014
Cannon, Emma (F)- 2021
Carey, Jamie (G)- 2005-2008
Carleton, Bridget (F)- 2019
Carrington, DiJonai (G-F)- 2021-present
Carson, Essence (G)- 2020
Carter, Sydney (G)- 2013
Castro Marques, Iziane (F-G)- 2013
Chambers, Cori (G)- 2007
Charles, Kaila (G)- 2020-2021
Charles, Tina (C)- 2010-2013
Cirone, Kristi (G)- 2009
Clarendon, Layshia (G)- 2018-2019
Clouden, Nia (G)- 2022
Coleman, Courtney (F)- 2003
Congreaves, Andrea (F-C)- 1999
Cox, Lauren (C)- 2023
Cunningham, Davalyn (F)- 2002

- D -

de Souza, Erika (F-C)- 2007
Derevjanik, Jennifer (G)- 2004-2005
Dixon, Liz (F)- 2023
dos Santos, Cintia (C)- 2000-2002
Douglas, Katie (G)- 2001-2007, 2014
Dydek, Margo (C)- 2005-2007

- E -

Ervin, Lauren (F)- 2009

- F -

Faris, Kelly (G)- 2013-2016
Fitzgerald, Feyonda (G)- 2017
Ford, Kisha (G-F)- 1999
Futrell, Candace (G)- 2004

- G -

Gardin, Kerri (F)- 2008-2010
Gayden, Cornelia (G)- 2000
Gemelos, Jacki (G)- 2020
Gilbreath-Butler, Briana (G)- 2014
Goodman, Aleah (G)- 2021
Gray, Chelsea (G)- 2015
Greene, Kalana (G)- 2011-2013
Greene, Nikki (F-C)- 2015
Griffin, Kelsey (F)- 2010-2014
Gruda, Sandrine (F-C)- 2008-2010

- H -

Hairston, Kamesha (F)- 2007
Hamzova, Romana (G)- 2000
Harris, Tyasha (G)- 2023- present
Hartley, Bria (G)- 2022
Hatar, Bernadett (C)- 2023
Hayes, Tiffany (G)- 2023
Henry-Morello, Aneika (F-C)- 2016
Hicks, Jessie (C)- 2000-2003
Hiedeman, Natisha (G)- 2019-2023
Hightower, Allison (G)- 2010-2014
Hoffman, Ebony (F)- 2014
Holmes, Bria (G)- 2019-2020
Holmes, Joyner (F)- 2022
Holt, Amber (F)- 2008-2009
Hooper, Jordan (F)- 2017



CONNECTICUT SUN ALL-TIME ROSTER

The Connecticut Sun All-Time Roster includes all players who have played in at least one Connecticut Sun/Orlando Miracle regular season game since the 1999 season.

- J -

January, Briann (G)- 2020-2021
Jekabsone-Zogota, Anete (G)- 2009-2010
Johnson, Adrienne (G)- 1999-2000, 2002-2003
Johnson, Jaclyn (F)- 2001
Johnson, Shannon (G)- 1999-2003
Jones, Asjha (F)- 2004-2012
Jones, Brionna (C)- 2017-present
Jones, Jazmine (G)- 2022
Jones, Jonquel (F)- 2016-2022
Jones, Stephanie (F)- 2021-2022

- K -

Kizer, Lynetta (F)- 2017

- L -

Lacy, Jennifer (F)- 2015
Lacy, Natasha (G)- 2013
Laney, Betnijah (G)- 2018
Lawson, Kara (G)- 2010-2013
Little, Camille (F)- 2015-2016
Lobo, Rebecca (C)- 2003

- M -

Machanguana, Clarisse (C)- 2002
Mahoney, Megan (F)- 2006-2007
Maltsi, Evanthia (G-F)- 2007
McCain, Tiffany (G)- 2000-2002
McCray, Danielle (F)- 2011-2012, 2014
McGhee, Carla (F)- 1999-2002
McWilliams-Franklin, Taj (F-C)- 1999-2006
Mompremier, Beatrice (C)- 2020-2021
Montgomery, Renee (G)- 2010-2014
Moore, Jessica (F-C)- 2011-2012
Moore, Yolanda (F-C)- 1999
Mosqueda-Lewis, Kaleena (G)- 2020

- N -

Nelson-Ododa, Olivia (C)- 2023-present

- O -

OguwMike, Chiney (F)- 2014, 2016, 2018
Orehova, Inga (G)- 2015

- P -

Page, Danielle (F)- 2008
Palmer, Wendy (F)- 2002-2004
Pedersen, Kayla (F)- 2013-2015, 2017
Phillips, Erin (G)- 2006, 2008-2009
Phillips, Tari (F-C)- 1999
Plaisance, Theresa (F)- 2019-2020
Powell, Elaine (G)- 1999-2002

- Q -

Queenan, Brooke (F)- 2006

- R -

Rasmussen, Kristen (F)- 2007
Roland, Jannon (F)- 2000

- S -

Sales, Nykesha (G)- 1999-2007
Sam, Sheri (G-F)- 1999
Shegog, Chay (C)- 2012
Smith, LaCharlotte (G)- 2000
Stricklen, Shekinna (F)- 2015-2019
Suber, Tora (G)- 1999
Summerton, Laura (C)- 2005-2006
Swanier, Ketia (G)- 2008

- T -

Taylor, Asia (F)- 2016
Thomas, Alyssa (F)- 2014-present
Thomas, Jasmine (G)- 2015-2022
Tuck, Morgan (F)- 2016-2019
Turner, Barbara (G-F)- 2008-2009

- W -

Walker, Ashley (F-C)- 2013
Walker-Kimbrough, Shatori (G)- 2021
Walker, DeMya (F)- 2010-2011
Whalen, Lindsay (G)- 2004-2009
White, Tan (G)- 2009-2013
Whitmore, Tamika (F)- 2008-2009
Williams, Courtney (G)- 2016-2019, 2022
Williams, Elizabeth (C-F)- 2015
Williams, Kiana (G)- 2022
Williams, Tamika (F)- 2008
Willingham, Le'coe (F)- 2004-2007
Wyckoff, Brooke (F)- 2001-2003, 2005



CONNECTICUT SUN ALL-TIME DRAFT HISTORY

1999 WNBA Draft

Tari Phillips (University of Central Florida/8th)
Sheri Sam (Vanderbilt University/20th)
Taj McWilliams (Georgia State/32nd)
Carla McGhee (University of Tennessee/44th)
Elaine Powell (Louisiana State University/50th)

2000 WNBA Draft

Cintia Dos Santos (Brazil/4th)
Jannon Roland (Purdue University/20th)
Shawnetta Stewart (Rutgers University/36th)
Romana Hamzova (Czech Republic/52nd)

2001 WNBA Draft

Katie Douglas (Purdue University/10th)
Brooke Wyckoff (Florida State University/26th)
Jaclyn Johnson (University of Kansas/42nd)
Anne Thorius (University of Michigan/58th)

2002 WNBA Draft

Davalyn Cunningham (Rutgers University/23rd)
Saundra Jackson (Ole Miss/39th)
Tomeka Brown (Ohio State University/55th)

2003 WNBA Dispersal Draft

Debbie Black (Miami Sol/6th)

2003 WNBA Draft

Courtney Coleman (Ohio State University/13th)
Lindsey Wilson (Iowa State University/34th)

2004 WNBA Draft

Lindsay Whalen (University of Minnesota/4th)
Jessica Brungo (Penn State University/16th)
Ugo Oha (George Washington University/24th)
Candace Futrell (Duquesne University/29th)

2005 WNBA Draft

Katie Feenstra* (Liberty University/8th)
Erin Phillips (Australia/21st)
Megan Mahoney (Kansas State University/34th)

2006 WNBA Draft

Debbie Merrill (Ohio State University/28th)
Marita Payne (Auburn University/42nd)

2007 WNBA Draft

Kamesha Hairston (Temple University/12th)
Sandrine Gruda (France/13th)
Cori Chambers (University of Georgia/26th)

2007 WNBA Draft (cont.)

Kiera Hardy (University of Nebraska/39th)

2008 WNBA Draft

Amber Holt (Middle Tennessee State/9th)
Ketia Swanier (University of Connecticut/12th)
Jolene Anderson (University of Wisconsin/23rd)
Lauren Ervin (University of Arkansas/37th)

2009 WNBA Draft

Chante Black (Duke University/10th)
Lyndra Littles (University of Virginia/17th)
Alba Torrens (Spain/36th)

2010 WNBA Draft

Tina Charles (University of Connecticut/1st)
Danielle McCray (University of Kansas/7th)
Allison Hightower (Louisiana State University/15th)
Johannah Leedham (Franklin Pierce/27th)

2011 WNBA Draft

Sydney Colson^ (Texas A&M/16th)
Adrienne Johnson (Louisiana Tech/28th)

2012 WNBA Draft

Astan Dabo (Mali/9th)
Chay Shegog (University of North Carolina/21st)

2013 WNBA Draft

Kelly Faris (University of Connecticut/11th)
Anna Prins (Iowa State University/23rd)
Andrea Smith (University of South Florida/35th)

2014 WNBA Draft

Chiney Ogwumike (Stanford University/1st)
Chelsea Gray (Duke University/11th)
DeNesha Stallworth (University of Kentucky/25th)

2015 WNBA Draft

Elizabeth Williams (Duke University/4th)
Brittney Hrynko (DePaul University/19th)

2016 WNBA Draft

Morgan Tuck (University of Connecticut/3rd)
Rachel Banham (University of Minnesota/4th)
Jonquel Jones (George Washington University/6th)
Jamie Weisner (Oregon State/17th)
Aliyah Handford (St. John's University/27th)

*Traded rights to San Antonio for Margo Dydek

^Traded rights to New York for Kalana Greene



CONNECTICUT SUN ALL-TIME DRAFT HISTORY

2017 WNBA Draft

Brionna Jones (University of Maryland/8th)
Shayla Cooper (Ohio State University/13th)
Leticia Romero (Florida State University/16th)
Jessica January (DePaul University/28th)

2018 WNBA Draft

Lexie Brown (Duke University/9th)
Mikayla Cowling (University of California/33rd)

2019 WNBA Draft

Kristine Anigwe (University of California/9th)
Bridget Carleton (Iowa State University/21st)
Regan Magarity (Virginia Tech University/33rd)

2020 WNBA Draft

Kaila Charles (University of Maryland/23rd)
Juicy Landrum (Baylor University/35th)

2021 WNBA Draft

DiJonai Carrington (Baylor University/20th)
Micaela Kelly (Central Michigan University/21st)
Aleah Goodman (Oregon State University/30th)

2022 WNBA Draft

Nia Clouden (Michigan State University/12th)
Jordan Lewis (Baylor University/24th)
Kiara Smith (University of Florida/36th)

2023 WNBA Draft

Alexis Morris (Louisiana State University/22nd)
Ashten Prechtel (Stanford University/34th)

2024 WNBA Draft

Leila Lacan (France/10th)
Taiyanna Jackson (University of Kansas/19th)
Helena Pueyo (University of Arizona/22nd)
Abbey Hsu (Columbia University/34th)



CONNECTICUT SUN BY U.S. COLLEGE*

Arizona State University

Briann January

University of Arkansas

Lauren Ervin

Auburn University

DeWanna Bonner
Le'coe Willingham

Baylor University

DiJonai Carrington
Lauren Cox
Odyssey Sims

Boston College

Brooke Queenan

University of California

Kristine Anigwe
Layshia Clarendon
Ashley Walker

University of Central Florida

Tari Phillips

University of Connecticut

Svetlana Abrosimova
Tina Charles
Kelly Faris
Kalana Greene
Bria Hartley
Tiffany Hayes
Ashja Jones
Rebecca Lobo
Renee Montgomery
Jessica Moore
Kaleena Mosqueda Lewis
Olivia Nelson-Ododa
Nykesha Sales
Ketia Swanier
Morgan Tuck
Barbara Turner
Tamika Williams-Jeter

DePaul University

Tawona Alhaleem

Duke University

Mistie Bass
Chante Black
Chelsea Gray
Jasmine Thomas
Elizabeth Williams

Duquesne University

Candace Futrell

University of Florida

Aneika Henry

Florida Southern

Emma Cannon

Florida State University

Brooke Wyckoff

George Mason University

Jennifer Derevjanik

George Washington University

Jonquel Jones

University of Georgia

Kiesha Brown
Cori Chambers

Georgia Tech University

Kisha Ford

Illinois State University

Kristi Cirone

Iowa State University

Bridget Carleton

University of Kansas

Danielle McCray
Jaclyn Johnson

Kansas State University

Megan Mahoney

University of Kentucky

Tiffany McCain

University of Louisville

Liz Dixon
Jazmine Jones
Asia Taylor

Louisiana State University

Cornelia Gayden
Alison Hightower
Theresa Plaisance
Elaine Powell

Marquette University

Natisha Hiedeman

University of Maryland

Lexie Brown
Kaila Charles
Jessie Hicks
Brionna Jones

University of Maryland (cont.)

Stephanie Jones
Lynetta Kizer
Alyssa Thomas
Shatori Walker-Kimbrough

University of Memphis

Tamika Whitmore

Mercer University

Andrea Congreaves

University of Miami

Beatrice Mompremier

University of Michigan

Leigha Brown

Michigan State University

Nia Clouden
Kristen Rasmussen

Middle Tennessee

Amber Holt

University of Minnesota

Rachel Banham
Lindsay Whalen

Mississippi State University

Lacharlotte Smith
Tan White

University of Nebraska

Kelsey Griffin
Jordan Hooper
Danielle Page

University of North Carolina

Jessica Breland
Camille Little
Chay Shegog

Ohio State University

Courtney Coleman
Adrienne Johnson

Old Dominion University

Clarisse Machanguana

University of Mississippi

Yoland Moore

Oregon State

Aleah Goodman

Penn State University

Alex Bentley
Jessica Brungo
Nikki Greene

Pepperdine University

Jennifer Lacy

Purdue University

Katie Douglas
Jannon Roland

Rutgers University

Essence Carson
Davalyn Cunningham
Betnijah Laney

University of South Carolina

Tyasha Harris
Shannon Johnson

Univ. of Southern California

Jackie Gemelos
Ebony Hoffman

University of South Florida

Inga Orekhova
Courtney Williams

St. Joseph's University

Debbie Black

Stanford University

Jamie Carey
Chiney Ogwumike
Kayla Pedersen

Syracuse University

Briana Butler

Temple University

Feyonda Fitzgerald
Kamesha Hairston

University of Tennessee

Kelley Cain
Kara Lawson
Carla McGhee
Shekinna Stricklen

University of Texas-Austin

Yvonne Anderson
Joyner Holmes

(cont on next page)

*Last college prior to entering WNBA



University of Texas-El Paso

Natasha Lacy

Texas A&M University

Danielle Adams

Kelsey Bone

Sydney Carter

Vanderbilt University

Sheri Sam

Virginia Tech University

Kerri Gardin

University of Virginia

Wendy Palmer

Tora Suber

DeMaya Walker

University of West Virginia

Bria Holmes

University of Wisconsin

Jolene Anderson

**Last college prior to entering WNBA*

International (players who did not play at a U.S. college prior to WNBA):

Australia

Rebecca Allen

Erin Phillips

Laura Summerton

Brazil

Cintia dos Santos

Erika DeSouza

Czech Republic

Romana Hamzova

France

Sandrine Gruda

Greece

Evanthia Mattsi

Hungary

Bernadett Hatar

Latvia

Anete Jekabsone-Zogota

Poland

Margo Dydek



2022 REGULAR SEASON RESULTS



DATE	OPP	SCORE	HIGH SCORER	HIGH REBOUNDS	OPP HIGH SCORER	OPP HIGH REBOUNDS
5.7	@NYL	81-79-L	A.Thomas - 25	J.Jones/A. Thomas -7	Ionescu - 25	Howard - 6
5.14	LAS	77-60-W	A. Thomas - 23	J. Jones - 12	N. Ogwumike/Canada - 12	Cabbage/Walker - 4
5.17	@NYL	92-65-W	Bonner - 16	J.Jones/A.Thomas - 6	Laney - 16	Dolson - 7
5.20	IND	94-85-W	J. Jones - 19	J. Jones - 8	K. Mitchell - 23	Egbo - 7
5.22	@IND	92-70-W	B. Jones/A.Thomas-18	J. Jones - 9	Vivians - 15	Engslter/Egbo - 8
5.24	DAL	85-77-L	A. Thomas - 13 B. Jones - 13 J. Jones - 13	J. Jones - 12	Mabrey - 20	Thornton - 10
5.26	DAL	99-68-W	Bonner - 18	B. Jones - 7	Sabally - 18	Harrison - 7
5.28	WAS	79-71-W	Bonner- 14 A. Thomas- 14 Williams- 14	A. Thomas- 10	Burke/Atkins- 13	Austin- 5
5.31	@LVA	89-81-L	Bonner- 14	J. Jones- 13	Wilson- 24	Wilson- 14
6.2	@LVA	97-90-W	J. Jones- 20	A. Thomas- 12	Young- 26	Hamby/Wilson- 7
6.3	@PHO	92-88-W	J. Jones- 24	A. Thomas- 10	Taurasi- 32	Diggins-Smith- 6
6.5	@SEA	93-86-W	J. Jones- 25	A. Thomas- 11	Magbegor- 19	Magbegor- 7
6.8	IND	88-69-W	B. Jones- 18	A. Thomas- 9 J. Jones- 9 B. Jones- 9	Smith- 19	Smith- 7
6.10	CHI	83-79-L	B. Jones- 20	J. Jones- 14	Meesseman- 26	Copper/Meesseman/Gardner- 5
6.15	ATL	105-92-W	Williams- 20	J. Jones- 9	Durr- 21	Hillmon- 9
6.17	SEA	82-71-W	Bonner- 20	J. Jones- 13	Stewart- 19	Stewart- 7
6.19	@WAS	71-63-L	J. Jones- 15	J. Jones- 16	Delle Donne- 15	Austin- 8
6.22	NYL	81-77-L	Williams- 16	J. Jones- 11	Dolson- 16	Ionescu- 11
6.26	@ATL	72-61-W	Williams- 17	A. Thomas- 11	McDonald- 17	Howard- 7
6.29	@CHI	91-83-L	J. Jones- 24	J. Jones- 11	Parker- 25	Parker- 11
7.3	WAS	74-72-W	A. Thomas- 23	A. Thomas- 9	Atkins- 18	Hines-Allen- 13
7.5	@DAL	82-71-L	Williams- 25	J. Jones- 7	Ogunbowale- 20	Gray- 8
7.13	@IND	89-81-W	J. Jones- 20	J. Jones- 14	K. Mitchell- 21	Smith- 13
7.15	ATL	93-68-W	J. Jones- 21	A. Thomas- 6 B. Jones- 6 J. Jones- 6	Hayes- 18	Hillmon- 11
7.17	LVA	91-83-L	Bonner- 19	A. Thomas- 14	Plum- 22	Wilson- 7
7.19	NYL	82-63-W	B. Jones- 21	A. Thomas- 13	Ionescu- 13	Dolson- 6
7.22	@MIN	94-84-W	Bonner- 20		Powers- 14	Achonwa- 6
7.24	@MIN	86-79-W	Hiedeman- 19	A. Thomas- 10	Powers- 17	Shepard- 8
7.28	SEA	88-83-W	Thomas- 19	Bonner- 10	Stewart- 17	Charles- 10
7.31	CHI	95-92-L	Bonner- 23	Bonner- 9 B. Jones- 9	Copper- 27	Stevens- 10
8.2	PHO	87-63-W	Hiedeman- 16	A. Thomas- 12	Diggins-Smith/Cunningham- 15	Turner- 6
8.4	PHO	77-64-W	J. Jones- 14	A. Thomas- 13	Diggins-Smith- 16	Turner- 12
8.7	@CHI	94-91-L	Bonner- 18	J. Jones- 10	Vandersloot- 20	Parker- 12
8.9	@LAS	97-71-W	J. Jones- 21	J. Jones- 10	Sykes- 18	Sykes- 7
8.11	@LAS	93-69-W	A. Thomas- 18	J. Jones- 8	Sykes- 18	N. Ogwumike- 9
8.14	MIN	90-83-W	A. Thomas- 16	A. Thomas- 7	Allen- 26	Fowles- 12



2022 REGULAR SEASON STATS



TOTALS:

PLAYER	G	GS	MIN	FG-FGA	3FG-3FGA	FT-FTA	ORB	DRB	TOT	AST	STL	BLK	TOV	PF	PTS
Jo. Jones	33	32	871	176-343	41-111	89-111	85	198	283	59	35	38	85	89	482
B. Jones	36	7	905	186-326	0-6	124-147	95	90	185	45	44	13	54	94	496
D. Bonner	33	33	991	156-355	46-140	86-104	25	131	156	91	41	11	52	59	444
A. Thomas	36	36	1154	188-376	0-2	108-148	74	220	294	218	62	7	103	101	484
C. Williams	34	34	950	165-387	22-65	27-36	30	126	156	111	33	14	57	54	379
N. Hiedeman	36	31	901	118-274	69-168	24-30	6	57	63	118	42	4	47	66	329
D. Carrington	36	2	631	84-203	19-62	57-76	38	73	111	38	30	3	59	70	244
J. Thomas	5	5	109	8-30	5-13	12-13	2	9	11	15	3	1	7	7	33
O. Sims	5	0	91	10-30	3-11	6-6	1	5	6	13	7	0	7	7	29
B. Hartley	3	0	36	5-11	4-8	1-3	0	2	2	4	3	0	1	2	14
Y. Anderson	11	0	101	12-26	4-10	8-16	3	6	9	12	3	2	11	14	35
N. Clouden	28	0	250	18-53	12-29	10-17	2	21	23	21	6	1	12	26	58
J. Holmes	26	0	205	19-61	5-22	10-13	6	29	35	12	8	2	19	20	53
S. Jones	2	0	8	0-1	0-0	2-2	0	0	0	1	0	0	0	1	2
Ja, Jones	7	0	44	2-7	0-2	2-5	0	1	1	1	2	0	3	5	6
K. Williams	1	0	3	0-0	0-0	0-0	0	0	0	0	0	0	0	0	0
Totals			7250	1147-2483	230-649	564-715	367	968	1335	759	319	96	517	615	3088

PER GAME:

PLAYER	G	GS	MP	FG	FGA	3P	3PA	FT	FTA	ORB	DRB	TOT	AST	STL	BLK	TOV	PF	PTS
Jo. Jones	33	32	26.4	5.3	10.4	1.2	3.4	2.7	3.4	2.6	6.0	8.6	1.8	1.1	1.2	2.6	2.7	14.6
B. Jones	36	7	25.1	5.2	9.1	0.0	0.2	3.4	4.1	2.6	2.5	5.1	1.3	1.2	0.4	1.5	2.6	13.8
D. Bonner	33	33	30.0	4.7	10.8	1.4	4.2	2.6	3.2	0.8	4.0	4.7	2.8	1.2	0.3	1.6	1.8	13.5
A. Thomas	36	36	32.1	5.2	10.4	0.0	0.1	3.0	4.1	2.1	6.1	8.2	6.1	1.7	0.2	2.9	2.8	13.4
C. Williams	34	34	27.9	4.9	11.4	0.6	1.9	0.8	1.1	0.9	3.7	4.6	3.3	1.0	0.4	1.7	1.6	11.1
N. Hiedeman	36	31	25.0	3.3	7.6	1.9	4.7	0.7	0.8	0.2	1.6	1.8	3.3	1.2	0.1	1.3	1.8	9.1
D. Carrington	36	2	17.5	2.3	5.6	0.5	1.7	1.6	2.1	1.1	2.0	3.1	1.1	0.8	0.1	1.6	1.9	6.8
J. Thomas	5	5	21.8	1.6	6.0	1.0	2.6	2.4	2.6	0.4	1.8	2.2	3.0	0.6	0.2	1.4	1.4	6.6
O. Sims	5	0	18.2	2.0	6.0	0.6	2.2	1.2	1.2	0.2	1.0	1.2	2.6	1.4	0.0	1.4	1.4	5.8
B. Hartley	3	0	12.0	1.7	3.7	1.3	2.7	0.0	0.0	0.0	0.7	0.7	1.3	1.0	0.0	0.3	0.7	4.7
Y. Anderson	11	0	9.2	1.1	2.4	0.4	0.9	0.6	0.6	0.3	0.5	0.8	1.1	0.3	0.2	1.0	1.3	3.2
N. Clouden	28	0	8.9	0.6	1.9	0.4	1.0	0.4	0.6	0.1	0.8	0.8	0.8	0.2	0.0	0.4	0.9	2.1
J. Holmes	26	0	7.9	0.7	2.3	0.2	0.8	0.4	0.5	0.2	1.1	1.3	0.5	0.3	0.1	0.7	0.8	2.0
S. Jones	2	0	4.0	0.0	0.5	0.0	0.0	1.0	1.0	0.0	0.0	0.0	0.5	0.0	0.0	0.0	0.5	1.0
Ja, Jones	7	0	6.3	0.3	1.0	0.0	0.3	0.3	0.7	0.0	0.1	0.1	0.1	0.3	0.0	0.4	0.7	0.9
K. Williams	1	0	3.0	0.0	0.0	0.0	0.0	0.0	0.0	0.0	0.0	0.0	0.0	0.0	0.0	0.0	0.0	0.0



2022 REGULAR SEASON STATS



GAME RECORDS:

RECORD	OVERALL	HOME	AWAY
ALL GAMES	25-11	13-5	12-6
EASTERN CONFERENCE	11-7	6-3	5-4
WESTERN CONFERENCE	14-4	7-2	7-2
ATLANTA DREAM	3-0	1-0	2-0
CHICAGO SKY	0-4	0-2	0-2
DALLAS WINGS	1-2	1-1	0-1
INDIANA FEVER	4-0	2-0	2-0
LAS VEGAS ACES	1-2	0-1	1-1
LOS ANGELES SPARKS	3-0	1-0	2-0
MINNESOTA LYNX	3-0	1-0	2-0
NEW YORK LIBERTY	2-2	1-1	1-1
PHOENIX MERCURY	3-0	2-0	1-0
SEATTLE STORM	3-0	2-0	1-0
WASHINGTON MYSTICS	2-1	2-0	0-1

TEAM STATISTICS:

	Sun	Opponents
Points	3088	2799
Points per game	85.8	77.8
Scoring Margin	+8.0	
Field goals-FGA	1147-2483	1036-2361
Field goal PCT	46.2%	43.9%
Field goals made per game	31.9	28.8
3 point FG-3FGA	230-649	263-801
3 point FG PCT	35.4%	32.8%
3-point FG made per game	6.4	7.3
Free throws-FTA	564-715	464-577
Free throw PCT	78.9%	80.4%
Free throws made per game	15.7	12.9
Rebounds	1335	1044
Rebounds per game	37.1	29.0
Assists	759	696
Assists per game	21.1	19.3
Turnovers	517	557
Turnovers per game	14.4	15.5
Steals	319	277
Steals per game	8.9	7.7
Blocks	96	131
Blocks per game	2.7	3.6



2021 REGULAR SEASON RESULTS



DATE	OPP	SCORE	HIGH SCORER	HIGH REBOUNDS	OPP HIGH SCORER	OPP HIGH REBOUNDS
5.14	@ATL	W, 78-67	J. JONES-26	J. JONES-8 HIEDEMAN-8	C. WILLIAMS-14 SIMS-14	BILLINGS-5 BRADFORD-5
5.16	PHX	W, 86-78	BONNER-27	J. JONES-13	TAURASI-19	TURNER-8
5.19	IND	W, 88-67	HIEDEMAN-19	J. JONES-11	ROBINSON-12	MCCOWAN-6
5.21	@PHX	W, 84-67	J. JONES-16	J. JONES-11	DIGGINS-SMITH-20	GRINER-5 TURNER-5
5.23	@LVA	W, 72-65	BONNER-22	J. JONES-11	WILSON-14	WILSON-7 CAMBAGE-7
5.25	@SEA	L, 90-87 OT	J. JONES-28	J. JONES-13	BIRD-21	STEWART-12
5.28	WAS	W, 86-81	J. JONES-20	J. JONES-12	CHARLES-29	HINES-ALLEN-10
5.30	@MIN	L, 79-74 OT	J. JONES-22	BONNER-6 B. JONES-6	FOWLES-24	FOWLES-9
6.1	LVA	W, 74-67	J. JONES-23	BONNER-8 B. JONES-8	CAMBAGE-28	CAMBAGE-7
6.5	NYL	W, 85-64	J. JONES- 31	J. JONES- 13	ALLEN- 14	WHITCOMB- 5
6.13	SEA	L, 89-66	BONNER - 14 CHARLES- 14	CARRINGTON- 7	STEWART- 22	STEWART- 9
6.17	@CHI	L, 81-75	J. THOMAS- 20	B. JONES- 12	COPPER- 18	COPPER- 8 PARKER-8
6.19	@CHI	L, 91-81	B. JONES-22	B. JONES-8 BONNER-8	VANDERSLOOT- 18	COPPER-9
6.22	DAL	W, 80-70	B. JONES-26	BONNER-13	OGUNBOWALE-18	MABREY-5
6.27	CHI	W, 74-58	BONNER-23	MOMPREMIER-11	COPPER-11 QUIGLEY- 11	DOLSON-6 DeSHIELDS-6
6.29	@WAS	W, 90-71	J. JONES- 23	J. JONES- 16	CHARLES- 26	PLAISANCE-7
7.1	@IND	W, 86-80	B. JONES- 34	BONNER- 5	K. MITCHELL- 21	McCOWAN- 8
7.3	@IND	L, 73-67	J. JONES-16	J. JONES- 9	ROBINSON- 19	McCOWAN- 12
7.9	ATL	W, 84-72	J. JONES- 24	J. JONES- 16	PARKER-15	PARKER-6 SIMS-6
7.11	@NYL	W, 71-54	J. JONES- 17	J. JONES- 17	SHOOK-16	WHITCOMB-7 IONESCU- 7
8.15	@DAL	W, 80-59	J. JONES- 19	J. JONES-15	OGUNBOWALE- 20	HARRISON-5
8.17	MIN	W, 72-60	J. THOMAS-19	J. JONES- 13	FOWLES- 14	FOWLES- 5
8.19	MIN	W, 82-71	BONNER- 31	BONNER-11	FOWLES- 18	FOWLES-11
8.24	LVA	W, 76-62	JANUARY- 19	J. JONES-10	GRAY-15	CAMBAGE-6 WILLIAMS-6
8.26	LAS	W, 76-72	B. JONES- 23	J. JONES- 11	COFFEY-18	SYKES-7
8.28	LAS	W, 76-61	B. JONES- 16	B. JONES- 15	WHEELER-15	WHEELER-6
8.31	@WAS	W, 85-75	J. JONES- 31	J. JONES- 14	WALKER-KIMBROUGH- 17	McCALL-5 HINES-ALLEN-5
9.7	@DAL	W, 83-56	B. JONES-18	B. JONES- 10	MABREY-16	KUIER-8
9.8	@LAS	W, 75-57	J. JONES-21	J. JONES-14	N. OGWUMIKE-12 COFFEY-12	N. OGWUMIKE-7
9.11	@PHX	W, 76-67	J. THOMAS- 17	J. JONES- 16	GRINER-25	GRINER- 12
9.15	NYL	W, 98-69	J. JONES-18 D. BONNER-18	J. JONES- 13	HOWARD-25	HOWARD-8
9.19	ATL	W, 84-64	HIEDEMAN- 16	B. JONES- 11	C. WILLIAMS-18	C. WILLIAMS/BILLINGS-6



2021 REGULAR SEASON STATS



TOTALS:

PLAYER	G	GS	MIN	FG-FGA	3FG-3FGA	FT-FTA	ORB	DRB	TOT	AST	STL	BLK	TOV	PF	PTS
Jo. Jones	27	27	856	192-373	42-116	97-121	67	236	303	75	34	34	78	84	523
D. Bonner	32	32	1022	159-403	44-139	124-139	21	184	205	111	40	23	69	52	486
B. Jones	32	32	980	194-340	0-3	82-103	101	132	233	56	44	17	70	97	470
J. Thomas	30	30	887	113-293	42-105	49-56	13	60	73	122	39	6	67	53	317
N. Hiedeman	32	5	644	78-195	51-128	35-50	7	53	60	60	27	6	30	61	242
B. January	29	29	877	71-167	27-71	33-38	9	33	42	89	25	4	52	58	202
K. Charles	30	4	488	49-133	10-33	21-24	33	51	84	33	14	11	26	59	129
E. Cannon	5	0	58	8-17	4-8	1-2	5	10	15	4	0	1	5	10	21
A. Thomas	3	0	37	4-15	0-0	3-4	1	9	10	4	1	0	3	4	11
D. Carrington	24	1	220	27-82	3-21	11-15	15	32	47	12	13	3	22	37	68
B. Mompremier	32	0	275	26-53	0-0	5-12	28	49	77	7	12	8	18	44	57
S. Jones	18	0	99	12-29	0-2	1-2	11	10	21	3	2	1	3	9	25
S. Walker-Kimbrough	1	0	4	0-0	0-0	0-0	0	1	1	0	0	1	1	1	0
A. Goodman	1	0	3	0-0	0-0	0-0	0	0	0	1	0	0	0	1	0
Totals			6450	933-2100	223-626	462-566	311	860	1171	577	251	115	444	570	2551

PER GAME:

PLAYER	G	GS	MP	FG	FGA	3P	3PA	FT	FTA	ORB	DRB	TOT	AST	STL	BLK	TOV	PF	PTS
Jo. Jones	27	27	31.7	7.1	13.8	1.6	4.3	3.6	4.5	2.5	8.7	11.2	2.8	1.3	1.3	2.9	3.1	19.4
D. Bonner	32	32	31.9	5.0	12.6	1.4	4.3	3.9	4.3	0.7	5.8	6.4	3.5	1.3	0.7	2.2	1.6	15.2
B. Jones	32	32	30.6	6.1	10.6	0.0	0.1	2.6	3.2	3.2	4.1	7.3	1.8	1.4	0.5	2.2	3.0	14.7
J. Thomas	30	30	29.6	3.8	9.8	1.4	3.5	1.6	1.9	0.4	2.0	2.4	4.1	1.3	0.2	2.2	1.8	10.6
N. Hiedeman	32	5	20.1	2.4	6.1	1.6	4.0	1.1	1.6	0.2	1.7	1.9	1.9	0.8	0.2	0.9	1.9	7.6
B. January	29	29	30.2	2.4	5.8	0.9	2.4	1.1	1.3	0.3	1.1	1.4	3.1	0.9	0.1	1.8	2.0	7.0
K. Charles	30	4	16.3	1.6	4.4	0.3	1.1	0.7	0.8	1.1	1.7	2.8	1.1	0.5	0.4	0.9	2.0	4.3
E. Cannon	5	0	11.6	1.6	3.4	0.8	1.6	0.2	0.4	1.0	2.0	3.0	0.8	0.0	0.2	1.0	2.0	4.2
A. Thomas	3	0	12.3	1.3	5.0	0.0	0.0	1.0	1.3	0.3	3.0	3.3	1.3	0.3	0.0	1.0	1.3	3.7
D. Carrington	24	1	9.2	1.1	3.4	0.1	0.9	0.5	0.6	0.6	1.3	2.0	0.5	0.5	0.1	0.9	1.5	2.8
B. Mompremier	32	0	8.6	0.8	1.7	0.0	0.0	0.2	0.4	0.9	1.5	2.4	0.2	0.4	0.3	0.6	1.4	1.8
S. Jones	18	0	5.5	0.7	1.6	0.0	0.0	0.1	0.1	0.6	0.6	1.2	0.2	0.1	0.1	0.2	0.5	1.4
S. Walker-Kimbrough	1	0	4.0	0.0	0.0	0.0	0.0	0.0	0.0	0.0	1.0	1.0	0.0	0.0	1.0	1.0	1.0	0.0
A. Goodman	1	0	3.0	0.0	0.0	0.0	0.0	0.0	0.0	0.0	0.0	0.0	1.0	0.0	0.0	0.0	1.0	0.0



2021 REGULAR SEASON STATS



GAME RECORDS:

RECORD	OVERALL	HOME	AWAY
ALL GAMES	26-6	15-1	11-5
EASTERN CONFERENCE	12-3	7-0	5-3
WESTERN CONFERENCE	14-3	8-1	6-2
ATLANTA DREAM	3-0	2-0	1-0
CHICAGO SKY	1-2	1-0	0-2
DALLAS WINGS	3-0	1-0	2-0
INDIANA FEVER	2-1	1-0	1-1
LAS VEGAS ACES	3-0	2-0	1-0
LOS ANGELES SPARKS	3-0	2-0	1-0
MINNESOTA LYNX	2-1	2-0	0-1
NEW YORK LIBERTY	3-0	2-0	1-0
PHOENIX MERCURY	3-0	1-0	2-0
SEATTLE STORM	0-2	0-1	0-1
WASHINGTON MYSTICS	3-0	1-0	2-0

TEAM STATISTICS:

	Sun	Opponents
Points	2551	2237
Points per game	79.7	69.9
Scoring Margin	+9.8	
Field goals-FGA	933-2100	817-1998
Field goal PCT	44.4%	40.9%
Field goals made per game	29.2	25.5
3 point FG-3FGA	223-626	201-648
3 point FG PCT	35.6%	31.0%
3-point FG made per game	7.0	6.3
Free throws-FTA	462-566	402-488
Free throw PCT	81.6%	82.4%
Free throws made per game	14.4	12.6
Rebounds	1171	875
Rebounds per game	36.6	27.3
Assists	577	537
Assists per game	18.0	16.8
Turnovers	444	425
Turnovers per game	13.9	13.3
Steals	251	226
Steals per game	7.8	7.1
Blocks	115	148
Blocks per game	3.6	4.6



2020 REGULAR SEASON RESULTS



DATE	OPP	SCORE	HIGH SCORER	HIGH REBOUNDS	OPP HIGH SCORER	OPP HIGH REBOUNDS
7.26	@ MIN	L, 69-77	A. Thomas-20	A. Thomas-8 Bonner-8	Fowles-17	Fowles-18
7.28	WAS	L, 89-94	Bonner-29	A. Thomas-11	Powers-27	Hines-Allen-8
7.30	@ LA	L, 76-81	Bonner-34	A. Thomas-18	Gray-15	Parker-11
8.1	MN	L, 78-69	Bonner-28	A. Thomas-7 B. Jones-7	Fowles-21	Fowles-13
8.4	@ SEA	L, 87-74	B. Jones-20	A. Thomas-13	Stewart-22	Howard-6
8.6	@ DAL	W, 91-68	B. Jones-17	A. Thomas-10	Ogunbowale-17	Harrison-9
8.8	CHI	L, 91-100	J. Thomas 20	A. Thomas-6	Quigley-22	Copper-7
8.10	@ ATL	W, 93-82	A. Thomas-21	Bonner-9	Stricklen-18	C. Williams-7
8.12	DAL	W, 70-66	Bonner-18	A. Thomas-7	Ogunbowale-19	Sabally-9
8.14	@ CHI	W, 77-74	Bonner-19	A. Thomas-10	Parker-17	Stevens-8
8.16	SEA	L, 95-72	J. Thomas-17	B. Jones-11	Stewart-19	Howard-11
8.18	IND	W, 84-62	Bonner-28	A. Thomas-11	K. Mitchell-15	Allemand-8
8.20	@ LV	L, 99-78	B. January-15 A. Thomas-15	A. Thomas-7	McBride-25	McCoughtry-8
8.22	NY	W, 82-65	A. Thomas-25	Bonner-12	Nurse-17	Zahui B-10
8.28	LA	L, 80-76	A. Thomas-19	A. Thomas-9	Gray-27	Cooper-6
8.30	@ WAS	W, 76-63	Bonner-20	Bonner-11 A. Thomas-11	Meesseman-14 Atkins-14	Hines-Allen-13
9.1	@ NY	W, 70-65	Bonner-27	Bonner-12	Nurse-18	Zahui B-10
9.3	LV	L, 93-78	Bonner-22	Mompremier-16	Wilson-24	Wilson-4 Young-4 Hamby-4
9.5	@ IND	W, 96-77	Bonner-26	Bonner-6 Jones-6 Mompremier-6	K. Mitchell-16	McCowan-7
9.7	@ PHX	W, 85-70	Bonner-25	A. Thomas-9	Taurasi-19	Turner-8
9.9	PHX	L, 100-95 OT	Bonner-32	A. Thomas-17	Diggins-Smith-33	Turner-21
9.11	ATL	L, 82-75	Bonner- 17	A. Thomas- 9	Carter- 22	Laney- 10

2020 REGULAR SEASON STATS



TOTALS:

PLAYER	G	GS	MIN	FG-FGA	3FG-3FGA	FT-FTA	ORB	DRB	TOT	AST	STL	BLK	TOV	PF	PTS
D. Bonner	22	22	732	148-351	27-107	111-124	34	138	172	65	37	12	52	47	434
A. Thomas	21	21	689	122-244	0-1	81-118	39	151	190	101	42	6	52	59	325
B. Jones	21	21	549	98-162	1-1	38-55	59	59	118	21	35	14	34	65	235
J. Thomas	19	19	485	76-188	21-63	21-23	4	29	33	76	24	5	46	30	194
N. Hiedeman	22	4	408	45-127	23-64	21-30	8	34	42	41	8	0	24	43	134
K. Charles	21	7	376	40-97	11-30	22-31	23	31	54	19	16	7	19	45	113
B. January	13	10	303	22-75	11-31	10-12	4	12	16	44	8	2	15	25	65
B. Holmes	18	4	291	35-98	10-30	8-12	13	20	33	20	13	5	18	17	88
K. Mosqued-Lewis	16	0	164	19-64	12-47	4-7	1	20	21	4	3	1	7	17	54
E. Carson	11	2	123	13-40	6-21	3-4	1	16	17	7	4	1	6	12	35
T. Plaisance	13	0	90	11-29	5-17	5-6	2	11	13	1	5	3	2	20	32
B. Mompremier	21	0	187	20-47	0-0	8-18	32	38	70	3	5	13	14	28	48
J. Gemelos	6	0	29	4-8	3-6	0-0	0	2	2	1	2	0	3	5	11
Totals	22		4425	653-1530	130-418	332-440	220	561	781	403	202	69	292	413	1768

PER GAME:

PLAYER	G	GS	MP	FG	FGA	3P	3PA	FT	FTA	ORB	DRB	TOT	AST	STL	BLK	TOV	PF	PTS
D. Bonner	22	22	33.3	6.7	16.0	1.2	4.9	5.0	5.6	1.5	6.3	7.8	3.0	1.7	0.5	2.4	2.1	19.7
A. Thomas	21	21	32.8	5.8	11.6	0.0	0.0	3.9	5.6	1.9	7.2	9.0	4.8	2.0	0.3	2.5	2.8	15.5
B. Jones	21	21	26.1	4.7	7.7	0.0	0.0	1.8	2.6	2.8	2.8	5.6	1.0	1.7	0.7	1.6	3.1	11.2
J. Thomas	19	19	25.5	4.0	9.9	1.1	3.3	1.1	1.2	0.2	1.5	1.7	4.0	1.3	0.3	2.4	1.6	10.2
N. Hiedeman	22	4	18.5	2.0	5.8	1.0	2.9	1.0	1.4	0.4	1.5	1.9	1.9	0.4	0.0	1.1	2.0	6.1
K. Charles	21	7	17.9	1.9	4.6	0.5	1.4	1.0	1.5	1.1	1.5	2.6	0.9	0.8	0.3	0.9	2.1	5.4
B. January	13	10	23.3	1.7	5.8	0.8	2.4	0.8	0.9	0.3	0.9	1.2	3.4	0.6	0.2	1.2	1.9	5.0
B. Holmes	18	4	16.2	1.9	5.4	0.6	1.7	0.4	0.7	0.7	1.1	1.8	1.1	0.7	0.3	1.0	0.9	4.9
K. Mosqued-Lewis	16	0	10.3	1.2	4.0	0.8	2.9	0.3	0.4	0.1	1.3	1.3	0.3	0.2	0.1	0.4	1.1	3.4
E. Carson	11	2	11.2	1.2	3.6	0.5	1.9	0.3	0.4	0.1	1.5	1.5	0.6	0.4	0.1	0.5	1.1	3.2
T. Plaisance	13	0	6.9	0.8	2.2	0.4	1.3	0.4	0.5	0.2	0.8	1.0	0.1	0.4	0.2	0.2	1.5	2.5
B. Mompremier	21	0	8.9	1.0	2.2	0.0	0.0	0.4	0.9	0.5	1.8	3.3	0.1	0.2	0.6	0.7	1.3	2.3
J. Gemelos	6	0	4.8	0.7	1.3	0.5	1.0	0.0	0.0	0.0	0.3	0.3	0.2	0.3	0.0	0.5	0.8	1.8



2020 REGULAR SEASON STATS



GAME RECORDS:

RECORD	OVERALL	HOME*	AWAY*
ALL GAMES	10-12	3-8	7-4
EASTERN CONFERENCE	7-3	2-3	5-0
WESTERN CONFERENCE	3-9	1-5	2-4
ATLANTA DREAM	1-1	0-1	1-0
CHICAGO SKY	1-1	0-1	1-0
DALLAS WINGS	2-0	1-0	1-0
INDIANA FEVER	2-0	1-0	1-0
LAS VEGAS ACES	0-2	0-1	0-1
LOS ANGELES SPARKS	0-2	0-1	0-1
MINNESOTA LYNX	0-2	0-1	0-1
NEW YORK LIBERTY	2-0	1-0	1-0
PHOENIX MERCURY	1-1	0-1	1-0
SEATTLE STORM	0-2	0-1	0-1
WASHINGTON MYSTICS	1-1	0-1	1-0

*all games played at IMG Academy in Florida

TEAM STATISTICS:

	Sun	Opponents
Points	1768	1758
Points per game	80.4	79.9
Scoring Margin	+0.5	
Field goals-FGA	653-1530	634-1431
Field goal PCT	42.7%	44.3%
Field goals made per game	29.7	28.8
3 point FG-3FGA	130-418	150-455
3 point FG PCT	31.1%	33.0%
3-point FG made per game	5.9	6.8
Free throws-FTA	332-440	340-415
Free throw PCT	75.5%	81.9%
Free throws made per game	15.1	15.5
Rebounds	781	725
Rebounds per game	35.5	33.0
Assists	403	405
Assists per game	18.3	18.4
Turnovers	292	329
Turnovers per game	13.3	15.0
Steals	202	165
Steals per game	9.2	7.5
Blocks	69	81
Blocks per game	3.1	3.7





2019 REGULAR SEASON RESULTS



DATE	OPP	SCORE	HIGH SCORER	HIGH REBOUNDS	OPP HIGH SCORER	OPP HIGH REBOUNDS
5.25	WAS	W, 84-69	A. Thomas- 23	J. Jones- 14	Meesseman- 14	Sanders- 9
5.28	IND	W, 88-77	J. Jones- 25	A. Thomas- 10	Wheeler- 26	Wheeler-9
5.31	@LAS	L, 77-70	J. Jones- 16	J. Jones- 22	C. Ogwumike- 20	N. Ogwumike- 15
6.2	@LVA	W, 80-74	C. Williams- 19	J. Jones- 13	Wilson- 19	Wilson- 9
6.6	LAS	W, 89-77	J. Jones- 18	A. Thomas- 12	N. Ogwumike- 21	N. Ogwumike- 10
6.9	@ATL	W, 65-59	J. Jones- 17	J. Jones- 13	Hayes- 14 Sykes- 14	Billings- 10
6.11	WAS	W, 83-75	J. Jones 24	A. Thomas- 12	Atkins- 18	Sanders- 8
6.14	@MIN	W, 85-81	J. Jones- 16 A. Thomas- 16 Stricklen- 16	J. Jones- 12	Sims- 25	Fowles- 9
6.16	SEA	W, 81-67	A. Thomas- 20	J. Jones- 11	Howard- 20	Howard- 8
6.21	ATL	W, 86-76	Stricklen- 24	J. Jones- 8	Sykes- 18	Breland- 8
6.23	@CHI	L, 93-75	A. Thomas- 13	J. Jones- 10	Parker- 22	Lavender- 13
6.26	@DAL	L, 74-73	A. Thomas- 28	A. Thomas/J.Jones- 6	Ogunbowale- 23	Harrison- 6 Plaisance- 6
6.29	@WAS	L, 102-59	J. Jones- 15	J. Jones- 7	Delle Donne- 19	Delle Donne- 10
7.6	MIN	L, 74-71	J. Thomas- 16	C. Williams- 9	Sims- 21	Fowles- 11
7.10	@ATL	L, 78-75	J. Thomas- 12 B. Holmes- 12	A. Thomas- 9 J. Jones- 9	Hayes- 18	Breland- 13
7.12	PHO	W, 79-64	A. Thomas- 20	J. Jones- 11	Bonner- 20	Bonner- 8
7.14	@IND	W, 76-63	J. Jones- 26	J. Jones- 8	K. Mitchell- 14	McCowan- 8
7.19	ATL	W, 98-69	Holmes- 17	J. Jones- 9	Sykes- 26	Coffey- 7
7.24	NYL	W, 70-63	J. Thomas- 18	A. Thomas- 12	Charles- 13	Charles- 11
7.30	CHI	W, 100-94	J. Jones- 27	J. Jones- 11	Quigley- 24	Dolson- 10
8.1	PHO	W, 68-62	J. Jones- 15	J. Jones- 14	Bonner- 20	Bonner- 10
8.4	@NYL	W, 94-79	Williams- 28	J. Jones- 10	Charles- 20	Charles- 10
8.9	@MIN	L, 89-57	Holmes- 10	A. Thomas- 7	Fowles- 17	Fowles- 12
8.11	@LVA	L, 89-81	Williams- 13	J. Jones- 12	Cabbage- 21	Cabbage- 12
8.14	@PHO	W, 78-71	J. Thomas- 18	J. Jones- 14	Bonner- 17	Turner- 8
8.16	SEA	W, 79-78	Stricklen- 24	A. Thomas- 11	Howard- 27	Howard- 10
8.18	DAL	W, 78-68	Williams- 18	J. Jones- 10	Gray- 22	Harrison- 13
8.23	LVA	W, 89-85	A. Thomas- 27	Thomas- 12	Cabbage- 18	Hamby- 10
8.25	@LAS	L, 84-72	J. Jones- 16	J. Jones- 12	Williams- 21	N. Ogwumike- 8
8.27	@SEA	W, 89-70	A. Thomas- 22	A. Thomas- 11	Loyd- 18	Howard- 7
8.30	@NYL	W, 94-84	Williams- 26	A. Thomas- 9	Johannes- 21	Raincock-Ekunwe- 7
9.4	DAL	W, 102-72	J. Jones- 22	Williams- 8	Ogunbowale- 32	Harrison- 4 Johnson- 4 Anigwe- 4
9.6	CHI	L, 109-104	Williams- 25	Williams- 9 J. Jones- 9	DeShields- 30	Dolson- 9
9.8	@IND	L, 104-76	B. Jones- 14	B. Jones- 10	K. Mitchell- 28	McCowan- 9



2019 REGULAR SEASON STATS



TOTALS:

PLAYER	G	GS	MIN	FG-FGA	3FG-3FGA	FT-FTA	ORB	DRB	TOT	AST	STL	BLK	TOV	PF	PTS
J. Jones	34	34	980	173-386	43-139	108-132	113	217	330	52	43	68	66	96	497
C. Williams	34	34	988	187-430	16-35	60-75	48	141	189	129	46	13	56	47	450
A. Thomas	34	34	1026	168-333	0-1	60-121	83	181	264	104	66	13	69	96	396
J. Thomas	34	34	1009	139-355	45-123	56-70	19	78	97	175	48	5	93	62	379
S. Stricklen	34	34	804	104-255	76-199	22-27	9	56	65	39	34	7	28	79	306
B. Holmes	34	0	529	77-193	20-63	39-58	10	39	49	31	16	7	30	36	213
L. Clarendon	9	0	138	18-43	2-2	18-21	7	15	22	19	3	0	8	7	56
M. Tuck	33	0	352	45-116	15-42	18-30	18	48	66	28	13	3	30	44	123
N. Hiedeman	20	0	205	24-58	13-28	12-24	7	23	30	38	8	2	13	25	73
R. Banham	29	0	353	37-115	22-72	9-13	1	29	30	26	8	2	26	34	105
B. Jones	27	0	227	35-75	0-1	24-36	37	22	59	9	9	7	19	36	94
T. Plaisance	9	0	64	8-23	2-6	4-4	3	13	16	0	3	2	1	12	22
K. Anigwe	17	0	121	11-35	0-0	12-17	14	16	30	3	6	4	10	17	34
B. Carleton	4	0	29	0-6	0-2	0-0	1	2	3	1	0	0	1	2	0
	34		6825	1026-2423	254-713	442-628	370	880	1250	654	303	133	450	593	2748

PER GAME:

PLAYER	G	GS	MP	FG	FGA	3P	3PA	FT	FTA	ORB	DRB	TOT	AST	STL	BLK	TOV	PF	PTS
J. Jones	34	34	28.8	5.1	11.4	1.3	4.1	3.2	3.9	3.3	6.4	9.7	1.5	1.3	2.0	1.9	2.8	14.6
C. Williams	34	34	29.1	5.5	12.6	0.5	1.0	1.8	2.2	1.4	4.1	5.6	3.8	1.4	0.4	1.6	1.4	13.2
A. Thomas	34	34	30.2	4.9	9.8	0.0	0.0	1.8	3.6	2.4	5.3	7.8	3.1	1.9	0.4	2.0	2.8	11.6
J. Thomas	34	34	29.7	4.1	10.4	1.3	3.6	1.6	2.1	0.6	2.3	2.9	5.1	1.4	0.1	2.7	1.8	11.1
S. Stricklen	34	34	23.6	3.1	7.5	2.2	5.9	0.6	0.8	0.3	1.6	1.9	1.1	1.0	0.2	0.8	2.3	9.0
B. Holmes	34	0	15.6	2.3	5.7	0.6	1.9	1.1	1.7	0.3	1.1	1.4	0.9	0.5	0.2	0.9	1.1	6.3
L. Clarendon	9	0	15.3	2.0	4.8	0.2	0.2	2.0	2.3	0.8	1.7	2.4	2.1	0.3	0.0	0.9	0.8	6.2
M. Tuck	33	0	10.7	1.4	3.5	0.5	1.3	0.5	0.9	0.5	1.5	2.0	0.8	0.4	0.1	0.9	1.3	3.7
N. Hiedeman	20	0	10.3	1.2	2.9	0.7	1.4	0.6	1.2	0.4	1.2	1.5	1.9	0.4	0.1	0.7	1.3	3.7
R. Banham	29	0	12.2	1.3	4.0	0.8	2.5	0.3	0.4	0.0	1.0	1.0	0.9	0.3	0.1	0.9	1.2	3.6
B. Jones	27	0	8.4	1.3	2.8	0.0	0.0	0.9	1.3	1.4	0.8	2.2	0.3	0.3	0.3	0.7	1.3	3.5
T. Plaisance	9	0	7.1	0.9	2.6	0.2	0.7	0.4	0.4	0.3	1.4	1.8	0.0	0.3	0.2	0.1	1.3	2.4
K. Anigwe	17	0	7.1	0.6	2.1	0.0	0.0	0.7	1.0	0.8	0.9	1.8	0.2	0.4	0.2	0.6	1.0	2.0
B. Carleton	4	0	7.3	0.0	1.5	0.0	0.5	0.0	0.0	0.3	0.5	0.8	0.3	0.0	0.0	0.3	0.5	0.0



2019 REGULAR SEASON STATS



GAME RECORDS:

RECORD	OVERALL	HOME	AWAY*
ALL GAMES	23-11	15-2	8-9
EASTERN CONFERENCE	11-5	8-1	4-5
WESTERN CONFERENCE	12-6	7-1	4-5
ATLANTA DREAM	3-1	3-0	0-1
CHICAGO SKY	1-2	1-1	0-1
DALLAS WINGS	2-1	2-0	0-1
INDIANA FEVER	2-1	1-0	1-1
LAS VEGAS ACES	2-1	1-0	1-1
LOS ANGELES SPARKS	1-2	1-0	0-2
MINNESOTA LYNX	1-2	0-1	1-1
NEW YORK LIBERTY	3-0	1-0	2-0
PHOENIX MERCURY	3-0	2-0	1-0
SEATTLE STORM	3-0	2-0	1-0
WASHINGTON MYSTICS	2-1	2-0	0-1

TEAM STATISTICS:

	Sun	Opponents
Points	2748	2650
Points per game	80.8	77.9
Scoring Margin	+2.9	
Field goals-FGA	1026-2423	988-2252
Field goal PCT	42.3%	43.9%
Field goals made per game	30.2	29.1
3 point FG-3FGA	254-713	217-704
3 point FG PCT	35.6%	30.8%
3-point FG made per game	7.5	6.4
Free throws-FTA	442-628	457-570
Free throw PCT	70.4%	80.2%
Free throws made per game	13.0	13.4
Rebounds	1250	1133
Rebounds per game	36.8	33.3
Assists	654	667
Assists per game	19.2	19.6
Turnovers	450	500
Turnovers per game	13.2	14.7
Steals	303	242
Steals per game	8.9	7.1
Blocks	133	144
Blocks per game	3.9	4.2



2018 REGULAR SEASON RESULTS



DATE	OPP	SCORE	HIGH SCORER	HIGH REBOUNDS	OPP HIGH SCORER	OPP HIGH REBOUNDS
5.20	LVA	W, 101-65	Bentley- 18	A. Thomas- 17	Young- 23	Wilson- 10
5.24	LAS	W, 102-94	A. Thomas/J. Jones/ Bentley- 10	A. Thomas- 9	Gray- 21	Ogwumike- 4 Gray- 4
5.26	IND	W, 86-77	A. Thomas- 21	Ogwumike- 8	K. Mitchell- 18	McCall- 9
6.1	@CHI	W, 110-72	J. Jones- 20 A. Bentley- 20	A. Thomas- 13	DeShields- 15	Williams- 5 Copper- 5
6.3	@WAS	W, 88-64	J. Thomas- 25	Williams- 10	Atkins- 14	Hawkins- 5 Currie- 5
6.5	@ATL	L, 82-77	A. Thomas- 19	A. Thomas- 17	Hayes- 22	Breland- 9
6.7	@NYL	W, 88-86	J. Thomas- 19	Williams- 9 J. Jones- 9	Charles- 24	Charles- 9
6.9	MIN	W, 89-75	Williams- 22	A. Thomas- 11 Ogwumike- 11	Fowles- 20	Fowles- 14
6.13	WAS	L, 95-91	Williams- 34	Ogwumike- 13	Delle Donne- 36	Delle Donne/Sanders/Currie- 6
6.15	@SEA	L, 103-92	Ogwumike- 30	J. Jones- 8	Howard- 25	Stewart- 9
6.16	@PHO	L, 89-72	Tuck- 20	Williams- 6	Taurasi- 19	Bonner- 9
6.22	@ATL	L, 75-70	Bentley- 18	Ogwumike- 6	McCoughtry- 25	Williams- 10
6.24	@IND	W, 87-78	Banham- 20	B. Jones- 10	Achonwa- 16	Dupree- 8
6.26	@WAS	L, 84-70	Ogwumike- 17	Ogwumike- 11	Delle Donne- 25	Sanders- 8
6.27	IND	W, 101-89	J. Jones- 21 Ogwumike- 21	Ogwumike- 10	Vivians- 25	Vivians- 5/Dupree- 5
7.1	@SEA	L, 84-70	Bentley- 15	4 players- 6	Howard- 13	Howard- 8
7.3	@LAS	W, 73-72	C. Ogumike- 21	Ogwumike- 7 Stricklen- 7	N. Ogumike- 20	Parker- 8
7.5	@PHO	L, 84-77	J. Thomas/Ban- ham/Ogwumike-11	Tuck- 8	Taurasi- 25	Bonner- 13
7.7	@LVA	L, 94-90	Tuck- 20	Ogwumike- 11	Wilson- 34	Wilson- 13
7.11	NYL	L, 79-76	Ogwumike- 17	A. Thomas- 10	Charles- 19	Charles- 11
7.13	PHO	W, 91-87	Williams- 25	Williams- 10	Taurasi- 28	Taurasi/Robinson- 7
7.15	@MIN	W, 83-64	Tuck-15	Williams- 8	Fowles- 12	Fowles- 8
7.17	ATL	L, 86-83	J. Jones- 19	A. Thomas- 10	McCoughtry- 24	Breland-11
7.20	SEA	L, 78-65	Ogwumike- 21	Ogwumike- 12	Loyd- 31	Stewart- 6
7.22	@DAL	W, 92-75	Stricklen- 24	A. Thomas- 8	Cabbage- 25	Cabbage- 10
7.24	WAS	W, 94-68	J. Jones- 23	Williams- 10	Delle Donne- 21	Sanders- 6
8.1	NYL	W, 92-77	J. Jones- 21	A. Thomas- 12	Rodgers- 16	Vaughn- 7
8.5	LVA	W, 109-88	J. Thomas- 30	Ogwumike/Tuck- 7	Wilson- 24	Nared- 4
8.8	@DAL	W, 101-92	A. Thomas- 22	Williams- 10	Cabbage- 29	Cabbage/Stevens- 9
8.10	@CHI	L, 97-86	Ogwumike -18	J. Jones- 6	Vandersloot- 20	Coates- 10
8.12	CHI	W, 82-75	Williams- 22	J. Jones- 15	Dolson- 20	Dolson- 8
8.14	DAL	W, 96-76	J. Jones- 27	J. Jones- 10	Gray- 18	Cabbage- 13
8.17	MIN	W, 96-79	J. Jones- 26	A. Thomas- 8	Fowles- 25	Fowles- 8
8.19	LAS	W, 89-86	J. Thomas- 27	J. Jones- 9	Parker- 20	Parker- 20



2018 REGULAR SEASON RESULTS



DATE	OPP	SCORE	HIGH SCORER	HIGH REBOUNDS	OPP HIGH SCORER	OPP HIGH REBOUNDS
5.20	LVA	W, 101-65	Bentley- 18	A. Thomas- 17	Young- 23	Wilson- 10
5.24	LAS	W, 102-94	A. Thomas/J. Jones/ Bentley- 10	A. Thomas- 9	Gray- 21	Ogwumike- 4 Gray- 4
5.26	IND	W, 86-77	A. Thomas- 21	Ogwumike- 8	K. Mitchell- 18	McCall- 9
6.1	@CHI	W, 110-72	J. Jones- 20 A. Bentley- 20	A. Thomas- 13	DeShields- 15	Williams- 5 Copper- 5
6.3	@WAS	W, 88-64	J. Thomas- 25	Williams- 10	Atkins- 14	Hawkins- 5 Currie- 5
6.5	@ATL	L, 82-77	A. Thomas- 19	A. Thomas- 17	Hayes- 22	Breland- 9
6.7	@NYL	W, 88-86	J. Thomas- 19	Williams- 9 J. Jones- 9	Charles- 24	Charles- 9
6.9	MIN	W, 89-75	Williams- 22	A. Thomas- 11 Ogwumike- 11	Fowles- 20	Fowles- 14
6.13	WAS	L, 95-91	Williams- 34	Ogwumike- 13	Delle Donne- 36	Delle Donne/Sanders/Currie- 6
6.15	@SEA	L, 103-92	Ogwumike- 30	J. Jones- 8	Howard- 25	Stewart- 9
6.16	@PHO	L, 89-72	Tuck- 20	Williams- 6	Taurasi- 19	Bonner- 9
6.22	@ATL	L, 75-70	Bentley- 18	Ogwumike- 6	McCoughtry- 25	Williams- 10
6.24	@IND	W, 87-78	Banham- 20	B. Jones- 10	Achonwa- 16	Dupree- 8
6.26	@WAS	L, 84-70	Ogwumike- 17	Ogwumike- 11	Delle Donne- 25	Sanders- 8
6.27	IND	W, 101-89	J. Jones- 21 Ogwumike- 21	Ogwumike- 10	Vivians- 25	Vivians- 5/Dupree- 5
7.1	@SEA	L, 84-70	Bentley- 15	4 players- 6	Howard- 13	Howard- 8
7.3	@LAS	W, 73-72	C. Ogumike- 21	Ogwumike- 7 Stricklen- 7	N. Ogumike- 20	Parker- 8
7.5	@PHO	L, 84-77	J. Thomas/Ban- ham/Ogwumike-11	Tuck- 8	Taurasi- 25	Bonner- 13
7.7	@LVA	L, 94-90	Tuck- 20	Ogwumike- 11	Wilson- 34	Wilson- 13
7.11	NYL	L, 79-76	Ogwumike- 17	A. Thomas- 10	Charles- 19	Charles- 11
7.13	PHO	W, 91-87	Williams- 25	Williams- 10	Taurasi- 28	Taurasi/Robinson- 7
7.15	@MIN	W, 83-64	Tuck-15	Williams- 8	Fowles- 12	Fowles- 8
7.17	ATL	L, 86-83	J. Jones- 19	A. Thomas- 10	McCoughtry- 24	Breland-11
7.20	SEA	L, 78-65	Ogwumike- 21	Ogwumike- 12	Loyd- 31	Stewart- 6
7.22	@DAL	W, 92-75	Stricklen- 24	A. Thomas- 8	Cabbage- 25	Cabbage- 10
7.24	WAS	W, 94-68	J. Jones- 23	Williams- 10	Delle Donne- 21	Sanders- 6
8.1	NYL	W, 92-77	J. Jones- 21	A. Thomas- 12	Rodgers- 16	Vaughn- 7
8.5	LVA	W, 109-88	J. Thomas- 30	Ogwumike/Tuck- 7	Wilson- 24	Nared- 4
8.8	@DAL	W, 101-92	A. Thomas- 22	Williams- 10	Cabbage- 29	Cabbage/Stevens- 9
8.10	@CHI	L, 97-86	Ogwumike -18	J. Jones- 6	Vandersloot- 20	Coates- 10
8.12	CHI	W, 82-75	Williams- 22	J. Jones- 15	Dolson- 20	Dolson- 8
8.14	DAL	W, 96-76	J. Jones- 27	J. Jones- 10	Gray- 18	Cabbage- 13
8.17	MIN	W, 96-79	J. Jones- 26	A. Thomas- 8	Fowles- 25	Fowles- 8
8.19	LAS	W, 89-86	J. Thomas- 27	J. Jones- 9	Parker- 20	Parker- 20



2018 REGULAR SEASON STATS



TOTALS:

PLAYER	G	GS	MIN	FG-FGA	3FG-3FGA	FT-FTA	ORB	DRB	TOT	AST	STL	BLK	TOV	PF	PTS
C. Ogwumike	31	31	790	176-292	1-2	94-118	85	142	227	32	35	19	51	106	447
J. Thomas	34	34	956	160-402	46-148	71-83	26	85	111	163	37	8	85	70	437
C. Williams	30	29	812	171-375	20-53	17-25	46	132	178	90	23	2	54	47	379
J. Jones	34	16	697	149-271	50-107	53-79	71	117	188	57	15	42	55	99	401
A. Thomas	24	24	734	98-211	0-1	52-95	47	148	195	101	28	10	48	69	248
A. Bentley	19	0	413	72-182	21-69	25-30	10	17	27	61	25	2	31	44	190
S. Stricklen	34	30	639	77-179	58-135	12-14	9	68	77	16	20	4	19	46	224
M. Tuck	34	1	462	80-169	21-69	19-23	23	55	78	18	14	4	24	41	201
L. Clarendon	15	0	238	31-63	0-6	19-23	7	17	24	41	8	0	14	17	81
R. Banham	33	5	424	55-133	30-81	33-38	6	23	29	48	15	3	18	55	173
B. Jones	27	0	242	30-64	0-0	24-33	24	29	53	6	6	6	16	37	84
B. Laney	29	0	271	33-70	1-9	10-11	20	30	50	21	11	0	16	20	77
L. Brown	22	0	124	12-44	9-29	4-7	1	16	17	12	6	1	10	10	37
Totals	34		6799	1144-2455	258-703	433-579	375	879	1254	666	243	101	441	661	2979

PER GAME:

PLAYER	G	GS	MP	FG	FGA	3P	3PA	FT	FTA	ORB	DRB	TOT	AST	STL	BLK	TOV	PF	PTS
C. Ogwumike	31	31	25.5	5.7	9.4	0.0	0.1	3.0	3.8	2.7	4.6	7.3	1.0	1.1	0.6	1.6	3.4	14.4
J. Thomas	34	34	28.1	4.7	11.8	1.4	4.4	2.1	2.4	0.8	2.5	3.3	4.8	1.1	0.2	2.5	2.1	12.9
C. Williams	30	29	27.1	5.7	12.5	0.7	1.8	0.6	0.8	1.5	4.4	5.9	3.0	0.8	0.1	1.8	1.6	12.6
J. Jones	34	16	20.5	4.4	8.0	1.5	3.1	1.6	2.3	2.1	3.4	5.5	1.7	0.4	1.2	1.6	2.9	11.8
A. Thomas	24	24	30.6	4.1	8.8	0.0	0.0	2.2	4.0	2.0	6.2	8.1	4.2	1.2	0.4	2.0	2.9	10.3
A. Bentley	19	0	21.7	3.8	9.6	1.1	3.6	1.3	1.6	0.5	0.9	1.4	3.2	1.3	0.1	1.6	2.3	10.0
S. Stricklen	34	30	18.8	2.3	5.0	1.7	4.0	0.4	0.4	0.3	2.0	2.3	0.5	0.6	0.1	0.6	1.4	6.6
M. Tuck	34	1	13.6	2.4	5.0	0.6	1.9	0.6	0.7	0.7	1.6	2.3	0.5	0.4	0.1	0.7	1.2	5.9
L. Clarendon	15	0	15.9	2.1	4.2	0.0	0.4	1.3	1.5	0.5	1.1	1.6	2.7	0.5	0.0	0.9	1.1	5.4
R. Banham	33	5	12.8	1.7	4.0	0.9	2.5	1.0	1.2	0.2	0.7	0.9	1.5	0.5	0.1	0.5	1.7	5.2
B. Jones	27	0	9.0	1.1	2.4	0.0	0.0	0.9	1.2	0.9	1.1	2.0	0.2	0.2	0.2	0.6	1.4	3.1
B. Laney	29	0	9.3	1.1	2.4	0.0	0.3	0.3	0.4	0.7	1.0	1.7	0.7	0.4	0.0	0.6	0.7	2.7
L. Brown	22	0	5.6	0.5	2.0	0.4	1.3	0.2	0.3	0.0	0.7	0.8	0.5	0.3	0.0	0.5	0.5	1.7

2018 REGULAR SEASON STATS



GAME RECORDS:

RECORD	OVERALL	HOME	AWAY
ALL GAMES	21-13	13-4	8-9
EASTERN CONFERENCE	9-7	5-3	4-4
WESTERN CONFERENCE	12-6	8-1	4-5
ATLANTA DREAM	0-3	0-1	0-2
CHICAGO SKY	2-1	1-0	1-1
DALLAS WINGS	3-0	1-0	2-0
INDIANA FEVER	3-0	2-0	1-0
LAS VEGAS ACES	2-1	2-0	0-1
LOS ANGELES SPARKS	3-0	2-0	1-0
MINNESOTA LYNX	3-0	2-0	1-0
NEW YORK LIBERTY	2-1	1-1	1-0
PHOENIX MERCURY	1-2	1-0	0-2
SEATTLE STORM	0-3	0-1	0-2
WASHINGTON MYSTICS	2-2	1-1	1-1

TEAM STATISTICS:

	Sun	Opponents
Points	2979	2777
Points per game	87.6	81.7
Scoring Margin	+5.9	
Field goals-FGA	1144-2455	1017-2295
Field goal PCT	46.6%	44.3%
Field goals made per game	33.6	29.9
3 point FG-3FGA	258-703	227-661
3 point FG PCT	36.7%	34.3%
3-point FG made per game	7.6	6.7
Free throws-FTA	433-579	516-638
Free throw PCT	74.8%	80.9%
Free throws made per game	12.7	15.2
Rebounds	1254	1087
Rebounds per game	36.9	32.0
Assists	666	620
Assists per game	19.6	18.2
Turnovers	441	454
Turnovers per game	13.0	13.4
Steals	243	229
Steals per game	7.1	6.7
Blocks	101	127
Blocks per game	3.0	3.7



2017 REGULAR SEASON RESULTS



DATE	OPP	SCORE	HIGH SCORER	HIGH REBOUNDS	OPP HIGH SCORER	OPP HIGH REBOUNDS
5.13	ATL	L, 81-74	Tuck- 21	J. Jone- 20	Hayes- 19	Williams- 9
5.20	@IND	L, 81-79	J. Jones- 19	J. Jones- 12	Dupree- 19	Larkins- 9
5.23	@MIN	L, 80-78	J. Thomas- 18	Tuck- 10	Fowles- 21	Fowles- 13
5.26	MIN	L, 82-68	Kizer- 12	A. Thomas/Williams- 5	Fowles- 20	Moore- 11
5.28	@CHI	W, 97-79	J. Jones- 23	J. Jones- 21	Young- 17	Breland- 11
5.31	@WAS	L, 78-76	Stricklen- 20	J. Jones- 13	Hill- 18	Delle Donne- 12
6.3	@SAS	W, 85-77	Williams- 23	J. Jones- 14	McBride-27	Harrison/McBride/Currie-6
6.10	ATL	W, 104-71	J. Jones- 20	J. Jones- 15	Dantas- 16	Williams- 9
6.14	NYL	W, 96-76	Williams- 22	J. Jones- 12	Charles- 17	Charles/Allen- 5
6.17	@MIN	W, 98-93	J. Thomas-20 A. Thomas- 20	A. Thomas/J. Jones-8	Moore- 22	Fowles-7
6.23	@NYL	W, 94-89	J. Thomas- 23	A. Thomas- 8	Charles- 20	Charles-11
6.25	@DAL	L, 96-82	A. Thomas- 19	J. Jones- 12	Christmas-Kelly-24	Plaisance- 8
6.27	LAS	L, 87-79	J. Thomas- 19	J. Jones- 17	Ogwumike- 21	Ogwumike- 9
6.29	SEA	W, 96-89	J. Thomas- 29	J. Jones- 10	Stewart- 22	Stewart- 10
7.1	@IND	W, 91-85	J. Jones- 29	J. Jones- 15	Johnson- 22	Dupree- 11
7.5	@SAS	W, 89-56	Williams- 17	A. Thomas/J. Jones-8	McBride- 12	Montgomery/Coffey-6
7.8	WAS	W, 96-92	J. Jones- 22	J. Jones- 9	Delle Donne- 28	Thomas/Delle Donne- 6
7.12	@SEA	W, 83-79	Stricklen- 21	J. Jones- 12	Stewart- 22	Stewart- 8
7.13	@LAS	L, 87-77	J. Jones- 20	A. Thomas- 9	Ogwumike- 29	Ogwumike- 11
7.16	SAS	W, 89-75	Williams- 15	A. Thomas- 9	Harrison -17	Hamby- 10
7.19	@NYL	L, 96-80	J. Jones- 14	J. Jones- 10	Charles- 28	Charles- 17
7.25	CHI	W, 93-72	A. Thomas- 20	J. Jones- 10	Quigley- 20	Dolson- 7
7.30	IND	W, 89-73	J. Thomas- 15	J. Jones- 13	Wheeler/Gwathmey- 13	McCall- 9
8.4	PHO	W, 93-92	J. Jones- 19	J. Jones- 15	Taurasi- 33	Little/A. Robinson/D.Robinson-4
8.8	SEA	W, 84-71	Williams- 27	J. Jone- 14	Stewart- 17	Clark- 10
8.12	DAL	W, 96-88	A. Thomas- 21	J. Jones- 16	Gray- 21	Johnson -12
8.15	@ATL	W, 96-75	J. Jones- 20	J. Jones- 13	Sykes- 23	Lyttle- 9
8.18	NYL	L, 82-70	J. Thomas- 15	J. Jones- 9	Charles- 24	Charles/Stokes- 7
8.20	PHO	W, 94-66	J. Jones- 20	A. Thomas- 12	Griner- 18	Griner- 6
8.23	DAL	W, 93-87	A. Thomas- 23	J. Jones- 17	Diggins-Smith- 19	Thornton- 9
8.25	CHI	L, 96-83	A. Thomas- 14	J. Jones- 11	Breland- 15	Dolson- 9
8.29	@WAS	W, 86-76	A. Thomas- 26	J. Jones- 22	Delle Donne- 24	Delle Donne- 16
9.1	@PHO	L, 86-66	A. Thomas- 19	J. Jones- 9	Griner- 31	Griner/Little- 8
9.3	@LAS	L, 81-70	Williams- 19	J. Jones- 10	Ogwumike- 21	Parker- 14



2017 REGULAR SEASON STATS



TOTALS:

PLAYER	G	GS	MIN	FG-FGA	3FG-3FGA	FT-FTA	ORB	DRB	TOT	AST	STL	BLK	TOV	PF	PTS
J. Jones	34	34	970	181-339	25-56	135-165	123	280	403	50	29	50	57	115	522
A. Thomas	33	33	982	188-369	0-3	114-201	47	178	225	147	52	13	98	105	490
J. Thomas	32	31	902	171-406	54-134	57-73	13	61	74	139	51	4	76	52	453
C. Williams	34	28	884	185-391	12-37	36-41	46	97	143	71	18	8	46	55	418
S. Stricklen	34	29	926	95-231	71-173	32-37	17	90	107	37	42	4	29	56	293
A. Bentley	31	9	735	100-263	22-79	38-47	4	41	45	89	26	4	27	68	260
L. Kizer	20	1	238	48-100	0-1	23-30	22	35	57	6	11	7	10	37	119
M. Tuck	22	5	366	45-127	11-38	17-21	11	38	49	20	8	0	22	35	118
R. Banham	30	0	283	33-101	16-57	16-20	2	32	34	22	4	0	12	28	98
B. Jones	23	0	147	23-40	0-0	20-24	16	22	38	3	9	2	9	28	66
D. Adams	19	0	83	16-45	12-31	5-5	7	4	11	4	4	4	7	24	49
K. Pedersen	26	0	266	13-35	0-1	12-17	23	36	59	15	7	2	10	39	38
F. Fitzgerald	2	0	11	0-2	0-1	0-0	2	2	4	1	0	0	1	0	0
J. Hooper	3	0	8	0-2	0-0	0-0	0	1	1	0	0	0	0	1	0
Totals	34		6800	1098-2452	223-611	505-681	332	917	1249	605	261	98	425	643	2924

PER GAME:

PLAYER	G	GS	MP	FG	FGA	3P	3PA	FT	FTA	ORB	DRB	TOT	AST	STL	BLK	TOV	PF	PTS
J. Jones	34	34	28.5	5.3	10.0	0.7	1.6	4.0	4.9	3.6	8.2	11.9	1.5	0.9	1.5	1.7	3.4	15.4
A. Thomas	33	33	29.8	5.7	11.2	0.0	0.1	3.5	6.1	1.4	5.4	6.8	4.5	1.6	0.4	3.0	3.2	14.8
J. Thomas	32	31	28.2	5.3	12.7	1.7	4.2	1.8	2.3	0.4	1.9	2.3	4.3	1.6	0.1	2.4	1.6	14.2
C. Williams	34	28	26.0	5.4	11.5	0.4	1.1	1.1	1.2	1.4	2.9	4.2	2.1	0.5	0.2	1.4	1.6	12.3
S. Stricklen	34	29	27.2	2.8	6.8	2.1	5.1	0.9	1.1	0.5	2.6	3.1	1.1	1.2	0.1	0.9	1.6	8.6
A. Bentley	31	9	23.7	3.2	8.5	0.7	2.5	1.2	1.5	0.1	1.3	1.5	2.9	0.8	0.1	0.9	2.2	8.4
L. Kizer	20	1	11.9	2.4	5.0	0.0	0.1	1.2	1.5	1.1	1.8	2.9	0.3	0.6	0.4	0.5	1.9	6.0
M. Tuck	22	5	16.6	2.0	5.8	0.5	1.7	0.8	1.0	0.5	1.7	2.2	0.9	0.4	0.0	1.0	1.6	5.4
R. Banham	30	0	9.4	1.1	3.4	0.5	1.9	0.5	0.7	0.1	1.1	1.1	0.7	0.1	0.0	0.4	0.9	3.3
B. Jones	23	0	6.4	1.0	1.7	0.0	0.0	0.9	1.0	0.7	1.0	1.7	0.1	0.4	0.1	0.4	1.2	2.9
D. Adams	19	0	4.4	0.8	2.4	0.6	1.6	0.3	0.3	0.4	0.2	0.6	0.2	0.2	0.2	0.4	1.3	2.6
K. Pedersen	26	0	10.2	0.5	1.3	0.0	0.0	0.5	1.3	0.9	1.4	2.3	0.6	0.3	0.1	0.4	1.5	1.5
F. Fitzgerald	2	0	4.0	0.0	1.0	0.0	0.0	0.0	0.0	1.0	1.0	2.0	0.5	0.0	0.0	0.5	0.0	0.0
J. Hooper	3	0	3.7	0.0	0.7	0.0	0.3	0.0	0.0	0.0	0.3	0.3	0.0	0.0	0.0	0.0	0.3	0.0

2017 REGULAR SEASON STATS



GAME RECORDS:

RECORD	OVERALL	HOME	AWAY
ALL GAMES	21-13	12-5	9-8
EASTERN CONFERENCE	10-6	5-3	5-3
WESTERN CONFERENCE	11-7	7-2	4-5
ATLANTA DREAM	2-1	1-1	1-0
CHICAGO SKY	2-1	1-1	1-0
DALLAS WINGS	2-1	2-0	0-1
INDIANA FEVER	2-1	1-0	1-1
LOS ANGELES SPARKS	0-3	0-1	0-2
MINNESOTA LYNX	1-2	0-1	1-1
NEW YORK LIBERTY	2-2	1-1	1-1
PHOENIX MERCURY	2-1	2-0	0-1
SAN ANTONIO SILVER STARS	3-0	1-0	2-0
SEATTLE STORM	3-0	2-0	1-0
WASHINGTON MYSTICS	2-1	1-0	1-1

TEAM STATISTICS:

	Sun	Opponents
Points	2924	2774
Points per game	86.0	81.6
Scoring Margin	+4.4	
Field goals-FGA	1098-2452	1022-2350
Field goal PCT	44.8%	43.5%
Field goals made per game	32.3	30.1
3 point FG-3FGA	223-611	209-600
3 point FG PCT	36.5%	34.8%
3-point FG made per game	6.6	6.1
Free throws-FTA	505-681	521-647
Free throw PCT	74.2%	80.5%
Free throws made per game	14.9	15.3
Rebounds	1249	1149
Rebounds per game	36.7	33.8
Assists	605	570
Assists per game	17.8	16.8
Turnovers	425	471
Turnovers per game	12.5	13.9
Steals	261	225
Steals per game	7.7	6.6
Blocks	98	133
Blocks per game	2.9	3.9



2016 REGULAR SEASON RESULTS



DATE	OPP	SCORE	HIGH SCORER	HIGH REBOUNDS	OPP HIGH SCORER	OPP HIGH REBOUNDS
5.14	@CHI	L, 93-70	Bentley- 14	J. Thomas/Tuck- 7	Vandersloot- 14	Breland- 9
5.19	@SAS	W, 72-68	Little- 13	Bone- 10	Hamby- 16	Hamby- 9
5.21	WAS	L, 84-76	A. Thomas- 18	Bone- 10	Hill- 24	Hartley- 6
5.26	LAS	L, 77-72	J. Thomas- 17	Ogwumike- 9	Parker-22	Ogwumike-11
5.28	@SEA	L, 93-82	J. Thomas- 17	J. Thomas- 5	Loyd- 26	Langhorne- 8
5.31	@PHO	L, 99-90	Little- 16	Bone- 8	Griner- 21	Bonner- 8
6.3	ATL	L, 83-77	Bentley- 16	Bone- 7	Hayes- 23	Lyttle- 11
6.5	IND	L, 88-77	A. Thomas-20	J. Jones- 9	Mitchell- 21	Larkins- 10
6.10	SEA	W, 77-76	Tuck- 20	A. Thomas- 9	Bird- 24	Stewart- 12
6.12	@ATL	L, 93-87	J. Thomas- 19	Bentley/Tuck/ Ogwumike- 6	Williams- 20	Williams- 10
6.14	WAS	L, 109-106	Bentley- 31	Bone- 11	Meesseman- 23	Vaughn- 7
6.16	NYL	L, 80-72	Bentley- 16	Bone- 7	Charles- 32	Stokes- 9
6.19	SAS	W, 93-90	Bentley -29	J. Thomas/J. Jones- 9	McBride- 25	Currie- 6
6.24	@SEA	L, 98-81	Bentley- 13	A. Thomas- 6	Stewart- 29	Stewart- 9
6.26	@LAS	L, 80-73	Ogwumike-16	A. Thomas- 9	Ogwumike- 27	Toliver- 8
6.29	@PHO	L, 86-75	Bentley- 20	J. Jones- 9	Petrovic- 22	Griner- 8
7.2	@DAL	W, 86-83	Bentley- 24	Ogwumike- 9	Johnson- 16	Johnson- 12
7.7	MIN	W, 93-89	Bentley- 24	Ogwumike- 7	Moore- 40	Moore- 8
7.10	ATL	L, 67-63	A. Thomas- 19	J. Thomas/Ogwumike- 5	McCoughtry- 26	Lyttle- 14
7.13	@IND	W, 86-64	Ogwumike- 20	Ogwumike- 8	Kizer- 18	Catchings- 6
7.15.	LAS	L, 98-92	A. Thomas- 17	Ogwumike- 13	Lavender- 25	Ogwumike/Lavender- 10
7.17	@NYL	L, 83-76	Ogwumike- 18	Ogwumike- 10	Cash- 16	Charles- 10
7.20	@DAL	W, 89-78	Ogwumike- 26	Ogwumike- 15	Sims- 20	Paris-11
7.22	@CHI	W, 94-89	Bentley- 21	J. Jones- 10	Delle Donne- 20	Breland- 8
8.26	MIN	W, 84-80	A. Thomas- 15	Ogwumike- 10	Fowles/Whalen- 16	Brunson- 11
8.28	@ATL	L, 87-73	Ogwumike- 24	Williams- 7	Clarendon/McCoughtry- 19	Williams- 9
8.30	SAS	W, 89-62	Bentley- 21	A. Thomas- 7	Ndour-Fall- 12	Ndour-Fall- 5
9.2	PHO	W, 87-74	Ogwumike- 22	Ogwumike- 10	Griner- 29	Dupree- 10
9.4	@MIN	L, 93-79	Bentley- 16	J. Jones- 11	Moore- 24	Fowles- 8
9.9	@NYL	L, 89-82	Ogwumike/ Williams- 20	Ogwumike- 9	Charles- 23	Charles- 10
9.11	CHI	L, 96-86	J. Thomas- 21	Ogwumike- 10	Pondexter- 24	Breland- 10
9.13	IND	W, 89-87	J. Thomas- 21	J. Thomas/ A. Thomas- 5	Johnson-23	Coleman/Kizer- 8
9.16	DAL	W, 107-74	Little/Wil- liams-15	Ogwumike- 13	Plaisance- 22	Paris- 7
9.18	@WAS	W, 87-78	J. Jones- 21	A. Thomas/ Ogwumike- 10	Dolson/Meesseman- 18	Copper- 7



2016 REGULAR SEASON STATS



TOTALS:

PLAYER	G	GS	MIN	FG-FGA	3FG-3FGA	FT-FTA	ORB	DRB	TOT	AST	STL	BLK	TOV	PF	PTS
A. Bentley	34	34	979	169-439	48-168	51-65	10	53	63	85	30	3	49	84	437
C. Ogwumike	33	18	801	158-269	0-0	100-139	88	133	221	22	33	33	48	120	416
J. Thomas	34	34	1091	150-368	30-101	68-79	25	115	140	172	43	12	86	88	398
A. Thomas	31	31	840	130-267	0-0	83-131	62	125	187	70	44	6	75	81	343
K. Bone	14	13	334	61-141	4-15	24-36	18	58	76	18	10	3	26	43	150
C. Williams	19	0	326	67-157	8-26	11-19	27	42	69	28	12	3	19	29	153
C. Little	33	29	812	96-250	29-90	36-57	25	73	98	66	38	9	56	92	257
M. Tuck	26	3	433	67-162	17-56	32-45	23	51	74	29	10	2	25	25	183
J. Jones	34	6	479	85-160	11-33	51-69	61	65	126	22	22	38	25	72	232
S. Stricklen	28	0	306	38-104	27-77	9-14	9	29	38	15	12	2	4	20	112
R. Banham	15	0	164	20-49	13-37	2-3	1	10	11	14	8	1	8	19	55
A. Taylor	4	0	17	3-5	0-0	6-7	2	2	4	3	0	0	1	3	12
K. Farris	31	0	317	21-53	5-20	14-15	12	26	38	22	22	4	29	45	61
A. Henry-Morello	10	2	50	5-13	0-0	2-5	4	10	14	2	1	1	6	8	12
Totals	34		6950	1070-2437	192-623	489-684	367	792	1159	568	285	117	482	729	2821

PER GAME:

PLAYER	G	GS	MP	FG	FGA	3P	3PA	FT	FTA	ORB	DRB	TOT	AST	STL	BLK	TOV	PF	PTS
A. Bentley	34	34	28.8	5.0	12.9	1.4	4.9	1.5	1.9	0.3	1.6	1.9	2.5	0.9	0.1	1.4	2.5	12.9
C. Ogwumike	33	18	24.3	4.8	8.2	0.0	0.0	3.0	4.2	2.7	4.0	6.7	0.7	1.0	1.0	1.5	3.6	12.6
J. Thomas	34	34	32.1	4.4	10.8	0.9	3.0	2.0	2.3	0.7	3.4	4.1	5.1	1.3	0.4	2.5	2.6	11.7
A. Thomas	31	31	27.1	4.2	8.6	0.0	0.0	2.7	4.2	2.0	4.0	6.0	2.3	1.4	0.2	2.4	2.6	11.1
K. Bone	14	13	23.9	4.4	10.1	0.3	1.1	1.7	2.6	1.3	4.1	5.4	1.3	0.7	0.2	1.9	3.1	10.7
C. Williams	19	0	17.2	3.5	8.3	0.4	1.4	0.6	1.0	1.4	2.2	3.6	1.5	0.6	0.2	1.0	1.5	8.1
C. Little	33	29	24.6	2.9	7.6	0.9	2.7	1.1	1.7	0.8	2.2	3.0	2.0	1.2	0.3	1.7	2.8	7.8
M. Tuck	26	3	16.7	2.6	6.2	0.7	2.2	1.2	1.7	0.9	2.0	2.8	1.1	0.4	0.1	1.0	1.0	7.0
J. Jones	34	6	14.1	2.5	4.7	0.3	1.0	1.5	2.0	1.8	1.9	3.7	0.6	0.6	1.1	0.7	2.1	6.8
S. Stricklen	28	0	10.9	1.4	3.7	1.0	2.8	0.3	0.5	0.3	1.0	1.4	0.5	0.4	0.1	0.1	0.7	4.0
R. Banham	15	0	10.9	1.3	3.3	0.9	2.5	0.1	0.2	0.1	0.7	0.7	0.9	0.5	0.1	0.5	1.3	3.7
A. Taylor	4	0	4.3	0.8	1.3	0.0	0.0	1.5	1.8	0.5	0.5	1.0	0.8	0.0	0.0	0.3	0.8	3.0
K. Farris	31	0	10.2	0.7	1.7	0.2	0.6	0.5	0.5	0.4	0.8	1.2	0.7	0.7	0.1	0.9	1.5	2.0
A. Henry-Morello	10	2	5.0	0.5	1.3	0.0	0.0	0.2	0.5	0.4	1.0	1.4	0.2	0.1	0.1	0.6	0.8	1.2

2016 REGULAR SEASON STATS



GAME RECORDS:

RECORD	OVERALL	HOME	AWAY
ALL GAMES	14-20	8-9	6-11
EASTERN CONFERENCE	4-12	1-7	3-5
WESTERN CONFERENCE	10-8	7-2	3-6
ATLANTA DREAM	0-4	0-2	0-2
CHICAGO SKY	1-2	0-1	1-1
DALLAS WINGS	3-0	1-0	2-0
INDIANA FEVER	2-1	1-1	0-1
LOS ANGELES SPARKS	0-3	0-2	0-1
MINNESOTA LYNX	2-1	2-0	0-1
NEW YORK LIBERTY	0-3	0-1	0-2
PHOENIX MERCURY	1-2	1-0	0-2
SAN ANTONIO SILVER STARS	3-0	2-0	1-0
SEATTLE STORM	1-2	1-0	0-2
WASHINGTON MYSTICS	1-2	0-2	1-0

TEAM STATISTICS:

	Sun	Opponents
Points	2821	2868
Points per game	83.0	84.4
Scoring Margin		+1.4
Field goals-FGA	1070-2437	1021-2225
Field goal PCT	43.9%	45.9%
Field goals made per game	31.5	30.0
3 point FG-3FGA	192-623	179-507
3 point FG PCT	30.8%	35.3%
3-point FG made per game	5.6	5.3
Free throws-FTA	489-684	647-792
Free throw PCT	71.5%	81.7%
Free throws made per game	14.4	19.0
Rebounds	1159	1153
Rebounds per game	34.1	33.9
Assists	568	586
Assists per game	16.7	17.2
Turnovers	482	533
Turnovers per game	14.2	15.7
Steals	285	270
Steals per game	8.4	7.9
Blocks	117	152
Blocks per game	3.4	4.5



2015 REGULAR SEASON RESULTS



DATE	OPP	SCORE	HIGH SCORER	HIGH REBOUNDS	OPP HIGH SCORER	OPP HIGH REBOUNDS
6.5	WAS	L, 73-68	Bentley- 17	A. Thomas- 7	Dolson- 18	Dolson- 12
6.7	@ATL	W, 75-70	Bentley- 17	J. Thomas- 6	Lyttle- 16	Lyttle- 14
6.11	CHI	W, 67-65	Bentley- 16	Bone- 12	Delle Donne- 27	Pondexter/Laney- 8
6.14	ATL	W, 82-64	Bone/ Stricklen-18	Little- 7	McCoughtry- 24	Lyttle- 10
6.16	@SEA	W, 79-58	Gray- 16	A. Thomas/ Pedersen- 6	Langhorne- 13	Langhorne- 6
6.19	@PHO	W, 90-78	Bone- 27	Bone- 14	Bonner- 21	Bonner- 9
6.21	@LAS	W, 76-68	Bentley- 21	A. Thomas- 8	Lavender- 17	Lavender- 10
6.26	LAS	W, 80-76	Bentley- 18	A. Thomas- 7	Lavender- 22	Lavender- 12
6.30	IND	L, 92-84	Bone- 21	A. Thomas/Little- 5	Catchings- 26	Catchings- 10
7.2	CHI	L, 77-74	Bentley- 25	A. Thomas- 9	Quiqley- 19	Delle Donne- 10
7.12	@CHI	L, 96-76	Bone- 18	4 players- 3	Pondexter- 29	Delle Donne- 8
7.14	MIN	L, 85-79	Bentley- 22	Bone- 8	Moore- 26	Moore- 7
7.16	@NYL	L, 64-57	Bentley- 15	Bone/Little- 8	Charles- 22	Charles- 12
7.19	@WAS	L, 89-82	Bone- 24	A. Thomas- 8	Lawson- 24	Dolson- 8
7.22	@MIN	W, 78-77	Stricklen- 15	Bone- 10	Moore- 25	Brunson- 15
7.28	IND	L, 75-73	Bone- 14	Stricklen- 5	Zellous- 19	Larkins- 9
7.31	SEA	W, 67-66	Stricklen- 15	Williams- 6	Bird- 15	Tokashiki- 7
8.2	@IND	L, 83-70	Bone- 20	Williams- 6	Johnson- 16	Larkins- 13
8.4	SAS	W, 82-51	Bone- 17	Bone- 10	Perkins- 15	Appel-Marinelli- 11
8.7	WAS	W, 86-72	Bentley- 31	Bone- 9	Meesseman- 15	Sanders- 8
8.9	@WAS	L, 84-73	Bone- 19	A. Thomas- 11	Dolson- 21	Cloud- 7
8.12	TLS	W, 80-74	Bentley- 25	Bone- 10	Sims/Christmas-Kelly-15	Paris- 9
8.14	NYL	L, 90-78	Bentley- 19	Bone- 7	Charles- 31	Charles- 8
8.16	@ATL	L, 90-77	Lacy- 21	Little- 10	McCoughtry/Gray- 18	Lyttle- 7
8.21	@TLS	L, 84-76	Lacy- 20	J. Thomas- 8	Williams- 22	Christmas-Kelly- 8
8.23	ATL	L, 102-92	Lacy- 25	Lacy- 7	McCoughtry- 33	McCoughtry- 8
8.25	@ATL	L, 71-57	Stricklen- 14	Gray- 6	Lyttle- 17	Hayes/Henry-Morello-9
8.27	PHO	L, 81-80	J. Thomas- 21	Bone- 7	Bonner- 26	Bonner- 13
8.29	NYL	L, 80-66	Bone- 22	Bone- 7	Prince- 18	Stokes- 10
8.30	@CHI	W, 72-68	Bone- 25	Gray- 9	Vandersloot- 18	Breland- 7
9.1	@IND	L, 81-51	Bone- 17	J. Thomas- 5	Catchings- 13	Larkins- 8
9.4	@SAS	W, 73-72	Bone- 17	Bone- 8	McBride- 17	Appel-Marinelli- 7
9.9	@NYL	L, 74-64	Bone- 19	Bone- 10	Prince- 25	Charles- 13
9.13	CHI	W, 86-75	Bone- 31	A. Thomas- 9	Delle Donne- 28	de Souza- 9

2015 REGULAR SEASON STATS



TOTALS:

PLAYER	G	GS	MIN	FG-FGA	3FG-3FGA	FT-FTA	ORB	DRB	TOT	AST	STL	BLK	TOV	PF	PTS
K. Bone	34	33	961	224-441	0-3	61-98	49	159	208	66	26	19	77	96	509
A. Bentley	25	25	749	142-347	39-116	44-53	1	48	49	49	49	5	29	64	367
A. Thomas	24	23	623	69-168	0-0	72-104	61	65	126	33	29	5	42	65	210
C. Little	34	34	918	106-261	39-113	29-33	46	77	123	53	42	7	58	91	280
J. Thomas	34	34	907	100-305	31-104	47-60	19	108	127	133	41	14	77	74	278
S. Stricklen	34	0	599	95-231	51-142	22-28	5	38	63	22	19	8	20	46	263
J. Lacy	19	11	318	44-99	17-48	28-37	11	34	45	7	7	9	13	35	133
C. Gray	34	0	543	86-203	23-66	40-49	18	60	78	92	22	5	59	43	235
E. Williams	21	0	246	28-53	0-0	14-25	22	46	68	8	6	19	11	20	70
K. Pedersen	33	1	510	39-90	0-0	19-23	29	57	86	40	23	8	20	48	97
K. Farris	32	9	465	32-84	9-29	21-27	15	40	55	31	12	3	15	51	94
N. Greene	12	0	101	4-10	0-0	6-7	9	15	24	2	3	5	6	21	14
I. Orekhova	4	0	11	0-4	0-2	0-0	1	0	1	0	0	0	1	0	0
Totals	34		6950	969-2296	209-623	403-544	306	747	1053	536	279	107	460	654	2550

PER GAME:

PLAYER	G	GS	MP	FG	FGA	3P	3PA	FT	FTA	ORB	DRB	TOT	AST	STL	BLK	TOV	PF	PTS
K. Bone	34	33	28.3	6.6	13.0	0.0	0.1	1.8	2.9	1.4	4.7	6.1	1.9	0.8	0.6	2.3	2.8	15.0
A. Bentley	25	25	30.0	5.7	13.9	1.6	4.6	1.8	2.1	0.0	1.9	2.0	2.0	2.0	0.2	1.2	2.6	14.7
A. Thomas	24	23	26.0	2.9	7.0	0.0	0.0	3.0	4.3	2.5	2.7	5.3	1.4	1.2	0.2	1.8	2.7	8.8
C. Little	34	34	27.0	3.1	7.7	1.1	3.3	0.9	1.0	1.4	2.3	3.6	1.6	1.2	0.2	1.7	2.7	8.2
J. Thomas	34	34	26.7	2.9	9.0	0.9	3.1	1.4	1.8	0.6	3.2	3.7	3.9	1.2	0.4	2.3	2.2	8.2
S. Stricklen	34	0	17.6	2.8	6.8	1.5	4.2	0.6	0.8	0.7	1.1	1.9	0.6	0.6	0.2	0.6	1.4	7.7
J. Lacy	19	11	16.7	2.3	5.2	0.9	2.5	1.5	1.9	0.6	1.8	2.4	0.4	0.4	0.5	0.7	1.8	7.0
C. Gray	34	0	16.0	2.5	6.0	0.7	1.9	1.2	1.4	0.5	1.8	2.3	2.7	0.6	0.1	1.7	1.3	6.9
E. Williams	21	0	11.7	1.3	2.5	0.0	0.0	0.7	1.2	1.0	2.2	3.2	0.4	0.3	0.9	0.5	1.0	3.3
K. Pedersen	33	1	15.5	1.2	2.7	0.0	0.0	0.6	0.7	0.9	1.7	2.6	1.2	0.7	0.2	0.6	1.5	2.9
K. Farris	32	9	14.5	1.0	2.6	0.3	0.9	0.7	0.8	0.5	1.3	1.7	1.0	0.4	0.1	0.5	1.6	2.9
N. Greene	12	0	8.4	0.3	0.8	0.0	0.0	0.5	0.6	0.8	1.3	2.0	0.2	0.3	0.4	0.5	1.8	1.2
I. Orekhova	4	0	2.8	0.0	1.0	0.0	0.5	0.0	0.0	0.3	0.0	0.3	0.0	0.0	0.0	0.3	0.0	0.0

2015 REGULAR SEASON STATS



GAME RECORDS:

RECORD	OVERALL	HOME	AWAY
ALL GAMES	15-19	8-9	7-10
EASTERN CONFERENCE	6-15	4-7	2-8
WESTERN CONFERENCE	9-4	4-2	5-2
ATLANTA DREAM	2-3	1-1	1-2
CHICAGO SKY	3-2	2-1	1-1
INDIANA FEVER	0-4	0-2	0-2
LOS ANGELES SPARKS	2-0	1-0	1-0
MINNESOTA LYNX	1-1	0-1	1-0
NEW YORK LIBERTY	0-4	0-2	0-2
PHOENIX MERCURY	1-1	0-1	1-0
SAN ANTONIO SILVER STARS	2-0	1-0	1-0
SEATTLE STORM	2-0	1-0	1-0
TULSA SHOCK	1-1	1-0	0-1
WASHINGTON MYSTICS	1-3	1-1	0-2

TEAM STATISTICS:

	Sun	Opponents
Points	2550	2605
Points per game	75.0	76.6
Scoring Margin		+1.6
Field goals-FGA	969-2296	957-2175
Field goal PCT	42.4%	44.0%
Field goals made per game	28.5	28.1
3 point FG-3FGA	209-623	161-450
3 point FG PCT	33.5%	35.8%
3-point FG made per game	6.1	4.7
Free throws-FTA	403-544	530-642
Free throw PCT	74.1%	82.6%
Free throws made per game	11.9	15.6
Rebounds	1053	1143
Rebounds per game	31.0	33.6
Assists	536	542
Assists per game	15.8	15.9
Turnovers	460	509
Turnovers per game	13.5	15.0
Steals	279	240
Steals per game	8.2	7.1
Blocks	107	130
Blocks per game	3.1	3.8



2014 REGULAR SEASON RESULTS



DATE	OPP	SCORE	HIGH SCORER	HIGH REBOUNDS	OPP HIGH SCORER	OPP HIGH REBOUNDS
5.16	NYL	L, 75-54	Ogwumike- 13	Ogwumike/Bone-5	Pondexter- 17	Cruz/Charles- 9
5.18	@MIN	L, 90-87	Ogwumike- 25	Ogwumike- 10	Moore- 33	Moore- 12
5.21	@CHI	L, 78-68	Ogwumike- 18	Griffin- 11	Delle Donne- 21	Breland- 15
5.23	SEA	W, 71-59	Ogwumike- 18	Griffin- 9	Langhorne- 15	Little- 5
5.29	@IND	L, 79-65	Ogwumike- 18	Ogwumike- 15	January- 20	Larkins- 10
5.30	@CHI	L, 101-82	Bone- 20	Ogwumike- 10	Delle Donne- 28	Breland- 10
6.1	ATL	W, 85-76	Ogwumike- 18 Montgomery- 18	Ogwumike- 10	Hayes- 17	de Souza- 8
6.5	WAS	L, 74-66	Ogwumike- 16	Ogwumike- 9	Vaughn- 16	Vaughn- 8
6.7	IND	W, 88-71	Bentley- 21	Bone- 5	Howard- 14	Larkins- 7
6.12	PHO	W, 96-95	Bentley- 22	Ogwumike- 10	Dupree- 21	Dupree- 21
6.13	@NYL	W, 83-75	Bentley- 24	Ogwumike- 7	Charles- 25	Charles- 10
6.15	NYL	W, 76-72	Douglas- 14	Griffin- 9	Pondexter- 21	Warley-Talbert- 7
6.17	IND	W, 89-67	Douglas- 18 Ogwumike- 18	Thomas- 7	Kizer- 13	Kizer- 10
6.25	CHI	W, 79-69	Thomas- 23	Thomas- 11	Fowles- 17	Fowles- 9
6.27	@WAS	L, 69-63	Douglas- 18	Thomas- 8	Meesseman- 22	Meesseman- 13
6.29	@NYL	L, 67-65	Ogwumike- 22	Ogwumike- 17	Pondexter/Charles- 14	Montgomery- 8
7.1	SAS	L, 74-71	Douglas- 25	Bone- 14	Hammon- 18	Appel-Marinelli- 11
7.3	TLS	L, 96-83	Thomas- 24	Ogwumike- 10	Sims- 30	Paris- 15
7.5	@TLS	W, 78-76	Douglas- 18	Thomas- 9	Diggins-Smith- 30	Johnson- 11
7.8	@ATL	L, 83-71	Ogwumike- 19 Bentley- 19	Ogwumike- 19	McCoughtry- 22	Lyttle/de Souza- 7
7.10	@IND	L, 72-68	Douglas- 17	Ogwumike- 8	Catchings-21	Catchings- 7
7.13	LAS	L, 90-64	Ogwumike- 18	Ogwumike- 6	Ogwumike- 24	Parker- 9
7.15	@SEA	W, 86-63	Bentley- 22	Ogwumike- 10	Little- 14	Langhorne- 6
7.17	@PHO	L, 101-85	Douglas- 23	Ogwumike- 10	Taylor- 23	Dupree/Bass- 7
7.23	@WAS	L, 89-75	Ogwumike- 18	Ogwumike- 10	Latta- 23	Meesseman- 5
7.27	MIN	L, 76-65	Bone- 15	Bone- 9	Moore- 17	Brunson- 10
7.29	@ATL	L, 89-80	Bone- 18	Bone- 13	McCoughtry- 25	Lyttle- 14
8.1	@SAS	W, 89-79	Ogwumike- 24	Ogwumike- 12	McBride- 27	Young-Malcom- 7 Appel-Marinelli- 7
8.3	@LAS	L, 70-69	Ogwumike- 23	Ogwumike- 13	Beard- 18	Ogwumike- 10
8.5	CHI	L, 82-66	Thomas- 15	Griffin- 9	Prince- 20	Fowles- 12
8.8	@NYL	L, 71-66	Douglas- 26	Pedersen- -7	Charles- 15	Charles- 14
8.10	WAS	W, 89-81	Bentley- 18	Bone- 11	Latta- 20	Meesseman- 10
8.15	WAS	L, 71-67	Bentley- 16	Ogwumike- 8	Latta/Meesseman- 16	Currie- 9
8.17	ATL	W, 84-55	Bentley- 19	Ogwumike- 7	McCoughtry- 10	deSouza/Colhado/Thomas- 7



2014 REGULAR SEASON STATS



TOTALS:

PLAYER	G	GS	MIN	FG-FGA	3FG-3FGA	FT-FTA	ORB	DRB	TOT	AST	STL	BLK	TOV	PF	PTS
C. Ogwumike	31	31	921	196-365	0-0	88-127	122	141	263	20	36	37	59	113	480
K. Douglas	32	32	1040	134-373	64-178	89-105	25	81	106	69	30	13	71	56	421
A. Bentley	34	30	872	174-402	31-96	37-49	7	51	58	126	44	3	68	91	416
A. Thomas	34	28	927	126-290	1-5	87-115	63	110	173	51	35	6	58	70	340
K. Bone	34	26	793	137-304	0-3	43-65	57	124	181	46	22	16	67	103	317
A. Hightower	14	10	335	41-104	6-27	20-22	10	21	31	20	18	4	13	34	108
R. Montgomery	33	0	536	78-209	35-106	31-40	5	20	25	78	20	2	44	40	222
K. Griffin	31	10	594	52-159	8-30	24-34	58	101	159	25	39	15	20	73	136
D. McCray	18	2	208	13-56	2-6	7-14	9	17	26	14	11	1	25	18	35
K. Pedersen	31	1	310	16-42	0-0	13-21	23	49	72	10	7	4	16	35	45
E. Hoffman	8	0	68	6-18	0-1	0-0	6	8	14	4	5	0	6	12	12
K. Cain	8	0	45	4-16	0-0	3-4	5	7	12	1	2	4	3	9	11
K. Faris	25	0	192	8-33	4-15	8-10	6	23	29	9	3	2	7	18	28
B. Gilbreath-Butler	6	0	36	1-6	0-2	0-0	0	5	5	0	1	1	2	3	2
Totals	34		6875	986-2379	151-469	450-606	397	759	1156	473	273	110	502	678	2573

PER GAME:

PLAYER	G	GS	MP	FG	FGA	3P	3PA	FT	FTA	ORB	DRB	TOT	AST	STL	BLK	TOV	PF	PTS
C. Ogwumike	31	31	29.7	6.3	11.8	0.0	0.0	2.8	4.1	3.9	4.5	8.5	0.6	1.2	1.2	1.9	3.6	15.5
K. Douglas	32	32	32.5	4.2	11.7	2.0	5.6	2.8	3.3	0.8	2.5	3.3	2.2	0.9	0.4	2.2	1.8	13.2
A. Bentley	34	30	25.6	5.1	11.8	0.9	2.8	1.1	1.4	0.2	1.5	1.7	3.7	1.3	0.1	2.0	2.7	12.2
A. Thomas	34	28	27.3	3.7	8.5	0.0	0.1	2.6	3.4	1.9	3.2	5.1	1.5	1.0	0.2	1.7	2.1	10.0
K. Bone	34	26	23.3	4.0	8.9	0.0	0.1	1.3	1.9	1.7	3.6	5.3	1.4	0.6	0.5	2.0	3.0	9.3
A. Hightower	14	10	23.9	2.9	7.4	0.4	1.9	1.4	1.6	0.7	1.5	2.2	1.4	1.3	0.3	0.9	2.4	7.7
R. Montgomery	33	0	16.2	2.4	6.3	1.1	3.2	0.9	1.2	0.2	0.6	0.8	2.4	0.6	0.1	1.3	1.2	6.7
K. Griffin	31	10	19.2	1.7	5.1	0.3	1.0	0.8	1.1	1.9	3.3	5.1	0.8	1.3	0.5	0.6	2.4	4.4
D. McCray	18	2	11.6	0.7	3.1	0.1	0.3	0.4	0.8	0.5	0.9	1.4	0.8	0.6	0.1	1.4	1.0	1.9
K. Pedersen	31	1	10.0	0.5	1.4	0.0	0.0	0.4	0.7	0.7	1.6	2.3	0.3	0.2	0.1	0.5	1.1	1.5
E. Hoffman	8	0	8.5	0.8	2.3	0.0	0.1	0.0	0.0	0.8	1.0	1.8	0.5	0.6	0.0	0.8	1.5	1.5
K. Cain	8	0	5.6	0.5	2.0	0.0	0.0	0.4	0.5	0.6	0.9	1.5	0.1	0.3	0.5	0.4	1.1	1.4
K. Faris	25	0	7.7	0.3	1.3	0.2	0.6	0.3	0.4	0.2	0.9	1.2	0.4	0.1	0.1	0.3	0.7	1.1
B. Gilbreath-Butler	6	0	6.0	0.2	1.0	0.0	0.3	0.0	0.0	0.0	0.8	0.8	0.0	0.2	0.2	0.3	0.5	0.3

2014 REGULAR SEASON STATS



GAME RECORDS:

RECORD	OVERALL	HOME	AWAY
ALL GAMES	13-21	9-8	4-13
EASTERN CONFERENCE	8-14	6-4	2-10
WESTERN CONFERENCE	5-7	3-4	2-3
ATLANTA DREAM	2-2	2-0	0-2
CHICAGO SKY	1-3	1-1	0-2
INDIANA FEVER	2-2	2-0	0-2
LOS ANGELES SPARKS	0-2	0-1	0-1
MINNESOTA LYNX	0-2	0-1	0-1
NEW YORK LIBERTY	2-3	1-1	1-2
PHOENIX MERCURY	1-1	1-0	0-1
SAN ANTONIO SILVER STARS	1-1	0-1	1-0
SEATTLE STORM	2-0	1-0	1-0
TULSA SHOCK	1-1	0-1	1-0
WASHINGTON MYSTICS	1-4	1-2	0-2

TEAM STATISTICS:

	Sun	Opponents
Points	2573	2635
Points per game	75.7	77.5
Scoring Margin		+1.8
Field goals-FGA	986-2379	972-2195
Field goal PCT	41.4%	44.3%
Field goals made per game	29.0	28.6
3 point FG-3FGA	151-469	138-428
3 point FG PCT	32.2%	32.2%
3-point FG made per game	4.4	4.1
Free throws-FTA	450-606	553-699
Free throw PCT	74.3%	79.1%
Free throws made per game	13.2	16.3
Rebounds	1156	1141
Rebounds per game	34.0	33.6
Assists	473	551
Assists per game	13.9	16.2
Turnovers	502	532
Turnovers per game	14.8	15.6
Steals	273	262
Steals per game	8.0	7.7
Blocks	110	141
Blocks per game	3.2	4.1



2013 REGULAR SEASON RESULTS



DATE	OPP	SCORE	HIGH SCORER	HIGH REBOUNDS	OPP HIGH SCORER	OPP HIGH REBOUNDS
5.25	NYL	W, 81-69	Lawson- 23	Charles- 13	Pondexter- 23	Braxton-9
5.31	@CHI	L, 86-75	Hightower- 20	Charles- 15	Fowles- 24	Fowles- 22
6.1	@MIN	L, 90-74	Charles- 22 Lawson- 22	Charles- 10	Moore- 26	Moore- 7 Peters- 7
6.7	WAS	L, 66-62	Charles- 21	Charles- 12	Latta- 17	Latta- 7
6.12	@IND	W, 73-61	Charles- 30	Charles- 10	Zellous- 14	Christmas-Kelly- 8
6.14	@NYL	L, 78-68	Hightower- 17	Bass- 8	Pondexter- 20	Braxton- 13
6.16	SEA	L, 78-66	Hightower- 17	Charles- 6 Griffin- 6	Thompson- 17	Little- 9
6.23	ATL	L, 78-77	Charles- 19	Charles- 12	McCoughtry- 34	Willingham- 7
6.29	PHO	L, 89-70	Charles- 25	Charles- 13	Bonner-19 Taurasi- 19	Bonner- 8
7.2	TLS	W, 88-69	Hightower- 18	Charles- 13	Williams- 23	Johnson- 15
7.6	@IND	L, 78-66	Hightower- 17 Griffin- 17	Griffin- 8	Catchings- 22	January- 7
7.12	CHI	L, 80-73	Charles- 29	Greene- 7 Castro-Marques- 7	Delle Donne- 23	Cash- 8 Fowles- 8
7.14	SAS	W, 86-84	Hightower- 23	Charles- 10	Perkins- 23	Appel-Marinelli- 8
7.19	@TLS	L, 64-58	Hightower- 14	Charles- 12	Johnson- 14	Johnson- 17 Cambage- 17
7.20	@SAS	L, 60-52	Charles- 18	Charles- 12	Adams- 20	Appel-Marinelli- 18
7.24	@ATL	L, 74-65	Charles- 14 Greene- 14	Charles- 16	McCoughtry- 22	de Souza- 10
8.1	IND	W, 70-64	Charles- 22	Charles- 12	Zellous- 20	Christmas-Kelly- 9
8.3	@NYL	W, 88-68	Charles- 21	Charles- 14	Braxton- 18	Bone- 9
8.6	LAS	L, 74-72	Charles- 25	Charles- 13	Toliver- 9	Toliver- 9 Ogwumike- 9
8.9	CHI	L, 77-61	Hightower- 13	Charles- 10	Prince- 23	Fowles- 10
8.11	@WAS	L, 74-63	Charles- 18	Charles- 12	Langhorne- 18	Langhorne- 9 Snow-9
8.14	ATL	W, 88-86	Charles- 25	Charles/Griffin- 6	McCoughtry- 33	McCoughtry/de Souza- 8
8.16	@ATL	L, 88-57	Castro Marques-18	Pedersen- 8	McCoughtry- 30	de Souza- 15
8.18	@CHI	L, 89-78	White- 16	Faris- 7	Prince- 21	Fowles- 21
8.22	MIN	L, 91-77	Charles-22	Charles- 12	Brunson- 24	Brunson-11
8.25	NYL	L, 74-66	Griffin- 22	Griffin- 10	Pierson- 18	Braxton- 7
8.27	@LAS	L, 91-78	Castro Marques-19	Charles- 9	Parker- 28	Ogwumike- 12
8.29	@SEA	L, 78-65	Charles- 18	Bass- 6	Little/Thompson- 18	Thompson- 9
8.31	@PHO	L, 76-68	Charles- 16	Charles- 13	Bonner/Dupree- 22	Dupree- 8
9.6	WAS	W, 77-70	White- 26	Bass- 10	Langhorne- 16	Langhorne- 11
9.7	@IND	L, 69-60	Griffin- 14	Bass- 11	Catchings- 15	Breland- 9
9.11	ATL	W, 78-77	Bass- 15	Bass/Pedersen- 6	McCoughtry- 23	McCoughtry- 10
9.13	@WAS	L, 82-56	Bass- 13	Pedersen- 7	Latta- 19	Vaughn- 10
9.15	IND	W, 82-80	Castro Marques-19	Bass- 12	Christmas-Kelly- 21	Larkins- 9



2013 REGULAR SEASON STATS



TOTALS:

PLAYER	G	GS	MIN	FG-FGA	3FG-3FGA	FT-FTA	ORB	DRB	TOT	AST	STL	BLK	TOV	PF	PTS
T. Charles	29	29	951	218-545	0-3	85-113	98	195	293	42	27	28	64	57	521
K. Lawson	9	6	271	45-103	22-48	12-14	8	25	33	38	5	1	22	14	124
A. Hightower	21	21	672	108-255	24-66	28-40	9	56	65	63	24	7	31	56	268
R. Montgomery	23	18	625	81-222	36-110	35-39	7	34	41	71	18	1	56	39	233
T. White	22	12	549	84-255	15-76	20-27	17	44	61	44	34	6	52	59	203
K. Griffin	34	34	864	109-246	12-39	66-90	61	109	170	32	42	23	34	93	296
M. Bass	33	5	593	94-171	0-0	42-69	48	96	144	32	22	29	48	60	230
I. Castro Marques	28	9	441	58-165	15-46	37-51	13	34	47	29	13	4	37	35	168
K. Greene	34	31	888	70-172	4-26	30-41	38	88	126	50	38	13	36	56	174
S. Carter	15	1	259	21-60	4-19	16-20	5	17	22	27	7	4	25	17	62
K. Pedersen	25	0	269	23-63	0-1	20-28	19	46	65	17	14	6	20	40	66
N. Lacy	3	1	50	2-18	0-1	3-3	3	12	15	6	4	0	4	1	7
K. Faris	24	3	338	18-49	7-25	7-9	12	41	53	16	7	5	15	32	50
A. Walker	7	0	55	5-17	2-8	1-1	9	7	16	2	2	3	6	4	13
Totals	34		6825	936-2341	141-468	402-545	347	804	1151	469	257	130	484	563	2415

PER GAME:

PLAYER	G	GS	MP	FG	FGA	3P	3PA	FT	FTA	ORB	DRB	TOT	AST	STL	BLK	TOV	PF	PTS
T. Charles	29	29	32.8	7.5	18.8	0.0	0.1	2.9	3.9	3.4	6.7	10.1	1.4	0.9	1.0	2.2	2.0	18.0
K. Lawson	9	6	30.1	5.0	11.4	2.4	5.3	1.3	1.6	0.9	2.8	3.7	4.2	0.6	0.1	2.4	1.6	13.8
A. Hightower	21	21	32.0	5.1	12.1	1.1	3.1	1.3	1.9	0.4	2.7	3.1	3.0	1.1	0.3	1.5	2.7	12.8
R. Montgomery	23	18	27.2	3.5	9.7	1.6	4.8	1.5	1.7	0.3	1.5	1.8	3.1	0.8	0.0	2.4	1.7	10.1
T. White	22	12	25.0	3.8	11.6	0.7	3.5	0.9	1.2	0.8	2.0	2.8	2.0	1.5	0.3	2.4	2.7	9.2
K. Griffin	34	34	25.4	3.2	7.2	0.4	1.1	1.0	2.6	1.8	3.2	5.0	0.9	1.2	0.7	1.0	2.7	8.7
M. Bass	33	5	18.0	2.8	5.2	0.0	0.0	1.3	2.1	1.5	2.9	4.4	1.0	0.7	0.9	1.5	1.8	7.0
I. Castro Marques	28	9	15.8	2.1	5.9	0.5	1.6	1.3	1.8	0.5	1.2	1.7	1.0	0.5	0.1	1.3	1.3	6.0
K. Greene	34	31	26.1	2.1	5.1	0.1	0.8	0.9	1.2	1.1	2.6	3.7	1.5	1.1	0.4	1.1	1.6	5.1
S. Carter	15	1	17.3	1.4	4.0	0.3	1.3	1.1	1.3	0.3	1.1	1.5	1.8	0.5	0.3	1.7	1.1	4.1
K. Pedersen	25	0	10.8	0.9	2.5	0.0	0.0	0.8	1.1	0.8	1.8	2.6	0.7	0.6	0.2	0.8	1.6	2.6
N. Lacy	3	1	16.7	0.7	6.0	0.0	0.3	1.0	1.0	1.0	4.0	5.0	2.0	1.3	0.0	1.3	0.3	2.3
K. Faris	24	3	14.1	0.8	2.0	0.3	1.0	0.3	0.4	0.5	1.7	2.2	0.7	0.3	0.2	0.6	1.3	2.1
A. Walker	7	0	7.9	0.7	2.4	0.3	1.1	0.1	0.1	1.3	1.0	2.3	0.3	0.3	0.4	0.9	0.6	1.9

2013 REGULAR SEASON STATS




GAME RECORDS:

RECORD	OVERALL	HOME	AWAY
ALL GAMES	10-24	8-9	2-15
EASTERN CONFERENCE	7-14	5-5	2-9
WESTERN CONFERENCE	3-10	3-4	0-6
ATLANTA DREAM	2-3	2-1	0-2
CHICAGO SKY	0-4	0-2	0-2
INDIANA FEVER	2-2	1-0	1-2
LOS ANGELES SPARKS	0-2	0-1	0-1
MINNESOTA LYNX	0-2	0-1	0-1
NEW YORK LIBERTY	2-2	1-1	1-1
PHOENIX MERCURY	0-2	0-1	0-1
SAN ANTONIO SILVER STARS	1-1	1-0	0-1
SEATTLE STORM	0-2	0-1	0-1
TULSA SHOCK	1-1	1-0	0-1
WASHINGTON MYSTICS	1-3	1-1	0-2

TEAM STATISTICS:

	Sun	Opponents
Points	2415	2613
Points per game	71.0	76.9
Scoring Margin		+5.9
Field goals-FGA	936-2341	993-2278
Field goal PCT	40.0%	43.6%
Field goals made per game	27.5	29.2
3 point FG-3FGA	141-468	135-398
3 point FG PCT	30.1%	33.9%
3-point FG made per game	4.1	4.0
Free throws-FTA	402-545	492-640
Free throw PCT	73.8%	76.9%
Free throws made per game	11.8	14.5
Rebounds	1151	1279
Rebounds per game	33.9	37.6
Assists	469	514
Assists per game	13.8	15.1
Turnovers	484	510
Turnovers per game	14.2	15.0
Steals	257	289
Steals per game	7.6	8.5
Blocks	130	110
Blocks per game	3.8	3.2



2012 REGULAR SEASON RESULTS



DATE	OPP	SCORE	HIGH SCORER	HIGH REBOUNDS	OPP HIGH SCORER	OPP HIGH REBOUNDS
5.19	@NYL	W, 78-73	Charles- 19	Charles- 13	Pondexter- 19	Pierson- 10
5.20	NYL	W, 92-77	Charles- 25	Charles- 11	Pondexter- 18	Pierson- 5
5.25	SAS	W, 83-79	Montgomery- 23	Charles- 8	Adams- 21	Young-Malcolm- 9
6.1	MIN	L, 85-72	Charles- 20	Charles- 12	Augustus- 23	Brunson- 13
6.3	WAS	W, 94-86	Charles- 30	Charles- 9	Langhorne- 25	Currie- 8
6.8	@IND	W, 89-81	Lawson- 18	Charles- 14	Catchings- 31	Catchings/Sutton-Brown- 8
6.10	ATL	W, 92-73	Charles- 22	Charles- 11	McCoughtry- 23	Lyttle- 8
6.13	LAS	L, 87-81	Charles- 19	Charles- 13	Parker- 33	Parker- 16
6.15	NYL	W, 97-55	Charles- 20	Charles/Jones- 8	Carson- 14	Pondexter/Walker- 5
6.17	@ATL	W, 75-73	Charles- 23	Charles- 22	Herrington- 20	Lyttle- 9
6.19	IND	W, 88-85	Lawson- 22	Charles/Jones- 8	Douglas- 23	Douglas- 9
6.21	@IND	L, 95-61	Bass- 11	Charles- 8	January- 20	Catchings- 10
6.29	@WAS	W, 77-64	Jones- 20	Jones- 11	Currie- 21	Snow- 9
7.1	SEA	L, 89-83	Lawson- 22	Charles- 14	Little- 27	Little- 9
7.6	@TLS	W, 86-75	Charles- 24	Jones/Charles- 10	Latta- 24	Johnson- 7
7.7	@MIN	W, 86-80	Lawson- 22	Charles-15	Moore- 19	McWilliams-Franklin- 8
7.10	@WAS	W, 77-70	Lawson -17	Charles- 8	Langhorne- 15	Snow- 11
7.11	WAS	W, 85-73	Jones- 22	Jones- 9	Langhorne- 19	Snow- 7
7.13	@CHI	W, 80-78	Charles- 25	Charles- 13	Vandersloot- 22	Fowles- 10
8.16	@NYL	L, 79-66	Montgomery- 16	Charles- 12	Pondexter- 24	Vaughn- 7
8.18	NYL	W, 85-74	Charles- 23	Charles- 9	Pondexter/Carson- 17	Pierson- 8
8.21	TLS	W, 82-80	Lawson- 19	Bass- 11	Johnson/Lacy- 14	Johnson- 15
8.26	CHI	L, 82-70	Hightower- 17	Charles- 8	Prince- 15	Cash/Swords/Petrovic/Riley- 6
8.28	@CHI	W, 83-72	Charles- 24	Charles- 14	Vandersloot- 17	Petrovic- 8
8.30	@SAS	W, 84-73	Charles- 20	Charles/Griffin- 10	Adams- 22	Young-Malcom- 10
9.2	@ATL	L, 87-80	Lawson- 16	Charles- 11	McCoughtry- 24	Lyttle- 13
9.4	@WAS	W, 77-70	Charles- 20	Charles- 13	Langhorne- 23	Langhorne- 9
9.7	PHO	L, 91-82	Montgomery- 25	Bass- 9	Bonner- 35	Thomas- 16
9.9	CHI	W, 82-77	Charles- 24	Charles/Lawson- 6	Cash- 21	Cash- 15
9.12	@PHO	W, 100-78	Lawson- 30	Bass- 9	Bonner- 24	Bonner- 10
9.14	@LAS	L, 93-82	Charles- 21	Charles- 13	Parker- 23	Parker- 10
9.16	@SEA	W, 60-58	Lawson- 13	Bass- 11	Stricklen- 12	Smith- 8
9.19	IND	W, 73-67	Lawson- 23	Charles- 12	Douglas- 19	Christmas-Kelly- 6
9.23	ATL	W, 92-72	Lawson- 21	Charles- 9	Harding- 16	Hayes- 9

2012 REGULAR SEASON STATS



TOTALS:

PLAYER	G	GS	MIN	FG-FGA	3FG-3FGA	FT-FTA	ORB	DRB	TOT	AST	STL	BLK	TOV	PF	PTS
T. Charles	33	33	1096	250-501	1-5	93-116	123	222	345	57	17	47	74	64	594
K. Lawson	34	34	1066	169-343	74-172	100-107	17	114	131	136	27	5	60	40	512
A. Jones	20	19	558	102-229	4-12	35-39	49	92	141	39	19	11	51	61	243
R. Montgomery	34	0	816	116-333	47-129	117-138	8	55	63	89	35	3	76	52	396
M. Bass	32	10	598	99-187	0-1	57-80	59	84	143	33	24	13	40	59	255
A. Hightower	34	29	827	90-256	18-76	32-35	1	58	79	84	43	5	47	79	230
T. White	31	0	496	57-143	27-67	15-18	9	41	50	35	31	6	36	49	156
D. McCray	28	8	389	39-124	20-60	37-41	14	42	56	33	17	0	28	41	135
K. Greene	34	31	605	53-121	5-22	32-46	18	45	63	57	39	7	27	45	143
K. Griffin	31	6	375	34-99	3-15	24-34	29	61	90	15	18	10	27	37	95
J. Moore	8	0	65	3-11	0-0	6-8	3	4	7	2	0	0	3	10	12
C. Shegog	3	0	9	1-3	0-0	1-2	1	1	2	0	1	0	1	3	3
Totals	34		6900	1013-2350	199-559	549-664	351	819	1170	580	271	107	493	540	2774

PER GAME:

PLAYER	G	GS	MP	FG	FGA	3P	3PA	FT	FTA	ORB	DRB	TOT	AST	STL	BLK	TOV	PF	PTS
T. Charles	33	33	33.2	7.6	15.2	0.0	0.2	2.8	3.5	3.7	6.7	10.5	1.7	0.5	1.4	2.2	1.9	18.0
K. Lawson	34	34	31.4	5.0	10.1	2.2	5.1	2.9	3.1	0.5	3.4	3.9	4.0	0.8	0.1	1.8	1.2	15.1
A. Jones	20	19	27.9	5.1	11.5	0.2	0.6	1.8	2.0	2.5	4.6	7.1	2.0	1.0	0.6	2.6	3.1	12.2
R. Montgomery	34	0	24.0	3.4	9.8	1.4	3.8	3.4	4.1	0.2	1.6	1.9	2.6	1.0	0.1	2.2	1.5	11.6
M. Bass	32	10	18.7	3.1	5.8	0.0	0.0	1.8	2.5	1.8	2.6	4.5	1.0	0.8	0.4	1.3	1.8	8.0
A. Hightower	34	29	24.3	2.6	7.5	0.5	2.2	0.9	1.0	0.6	1.7	2.3	2.5	1.3	0.1	1.4	2.3	6.8
T. White	31	0	16.0	1.8	4.6	0.9	2.2	0.5	0.6	0.3	1.3	1.6	1.1	1.0	0.2	1.2	1.6	5.0
D. McCray	28	8	13.9	1.4	4.4	0.7	2.1	1.3	1.5	0.5	1.5	2.0	1.2	0.6	0.0	1.0	1.5	4.8
K. Greene	34	31	17.8	1.6	3.6	0.1	0.6	0.9	1.4	0.5	1.3	1.9	1.7	1.1	0.2	0.8	1.3	4.2
K. Griffin	31	6	12.1	1.1	3.2	0.1	0.5	0.8	1.1	0.9	2.0	2.9	0.5	0.6	0.3	0.9	1.2	3.1
J. Moore	8	0	8.1	0.4	1.4	0.0	0.0	0.8	1.0	0.4	0.5	0.9	0.3	0.0	0.0	0.4	1.3	1.5
C. Shegog	3	0	3.0	0.3	1.0	0.0	0.0	0.3	0.7	0.3	0.3	0.7	0.0	0.3	0.0	0.3	1.0	1.0

2012 REGULAR SEASON STATS



GAME RECORDS:

RECORD	OVERALL	HOME	AWAY
ALL GAMES	25-9	12-5	13-4
EASTERN CONFERENCE	18-4	10-1	8-3
WESTERN CONFERENCE	7-5	2-3	5-2
ATLANTA DREAM	3-1	2-0	1-1
CHICAGO SKY	3-1	1-1	2-0
INDIANA FEVER	3-1	2-0	1-1
LOS ANGELES SPARKS	0-2	0-1	0-1
MINNESOTA LYNX	1-1	0-1	1-0
NEW YORK LIBERTY	4-1	3-0	1-1
PHOENIX MERCURY	1-1	0-1	1-0
SAN ANTONIO SILVER STARS	2-0	1-0	1-0
SEATTLE STORM	1-1	0-1	1-0
TULSA SHOCK	2-0	1-0	1-0
WASHINGTON MYSTICS	5-0	2-0	3-0

TEAM STATISTICS:

	Sun	Opponents
Points	2774	2631
Points per game	81.6	77.4
Scoring Margin	+4.2	
Field goals-FGA	1013-2350	1008-2344
Field goal PCT	43.1%	43.0%
Field goals made per game	29.8	29.6
3 point FG-3FGA	199-559	211-617
3 point FG PCT	35.6%	34.2%
3-point FG made per game	5.9	6.2
Free throws-FTA	549-664	404-542
Free throw PCT	82.7%	74.5%
Free throws made per game	16.1	11.9
Rebounds	1170	1201
Rebounds per game	34.4	35.3
Assists	580	593
Assists per game	17.1	17.4
Turnovers	493	545
Turnovers per game	14.5	16.0
Steals	271	283
Steals per game	8.0	8.3
Blocks	107	110
Blocks per game	3.1	3.2



2011 REGULAR SEASON RESULTS



DATE	OPP	SCORE	HIGH SCORER	HIGH REBOUNDS	OPP HIGH SCORER	OPP HIGH REBOUNDS
6.4	WAS	W, 89-73	Charles- 18	Charles- 6	Langhorne/Anosike- 16	Anosike- 7
6.10	@CHI	L, 78-75	Montgomery- 22	Greene- 6	Fowles- 23	Fowles- 13
6.12	TLS	W, 90-79	Charles- 19	Charles- 8	Latta- 26	Pedersen- 8
6.16	@WAS	W, 79-71	Charles- 26	Charles- 10	Miller- 19	Anosike- 13
6.19	CHI	W, 83-68	Charles- 31	Charles- 13	Fowles- 23	Fowles- 10
6.23	@CHI	L, 107-101	Montgomery- 33	Charles- 13	Prince- 25	Fowles- 12
6.25	@IND	L, 75-70	Montgomery- 19	Charles- 11	Catchings- 13	Catchings- 12
6.28	LAS	W, 79-76	Charles- 22	Charles- 23	Toliver- 19	Thompson- 9
7.1	SEA	W, 75-70	Charles- 20	Charles- 10	Cash- 25	Cash- 9
7.9	@MIN	L, 90-67	Montgomery -14	Charles- 8	Moore- 26	McWilliams-Franklin/ Brunson- 10
7.13	@IND	L, 90-78	White- 17	Charles- 11	Douglas- 20	Phillips/Catchings- 5
7.15	@NYL	W, 68-59	Charles- 15	Jones- 7	Vaughn- 15	Vaughn- 9
7.17	IND	W, 76-71	McCray- 22	Charles- 14	Catchings- 18	Catchings- 15
7.19	NYL	W, 85-79	Charles- 24	Charles- 7	Pierson- 18	Powell- 11
7.26	@CHI	W, 77-66	Jones- 22	Charles- 15	Prince- 16	Fowles- 12
7.28	IND	L, 69-58	Charles- 13	Charles- 10	Catchings- 16	Davenport- 10
7.31	ATL	W, 99-92	Montgomery- 19	Charles- 11	McCoughtry- 36	de Souza- 9
8.3	@LAS	W, 79-70	Charles- 20	Charles- 13	Milton-Jones- 14	Thompson- 8
8.5	@SEA	L, 81-79	Montgomery- 19	Charles- 10	Bird- 20	Cash- 7
8.7	@PHO	W, 96-95	Montgomery- 28	Charles- 17	Taurasi- 29	Dupree- 12
8.9	CHI	W, 69-58	Charles- 16	Charles- 11	Fowles- 19	Young- 15
8.11	SAS	L, 72-59	Jones- 16	Jones- 10	Hammon- 18	Young-Malcom- 8
8.13	WAS	W, 82-75	Charles/ Montgomery- 16	White- 10	Langhorne- 17	Anosike- 7
8.16	MIN	W, 108-79	Montgomery- 17	Charles- 18	Whalen- 20	Brunson/Moore- 5
8.18	@NYL	L, 84-81	Charles- 29	Charles- 14	Pondexter- 27	Vaughn- 11
8.19	@ATL	L, 94-88	Jones- 21	Charles/Griffin-11	McCoughtry- 26	McCoughtry- 12
8.21	ATL	W, 96-87	Montgomery-21	Jones- 10	McCoughtry-22	de Souza- 10
8.26	PHO	W, 95-92	Charles- 17	Jones- 11	Taylor/Taurasi- 26	Dupree/Sanford- 11
8.28	@TLS	L, 83-72	Charles-21	Charles- 10	Swoopes- 22	Jackson-Jones- 12
8.30	@SAS	L, 78-66	Charles- 16	Jones- 10	Hammon- 16	Perkins- 8
9.2	IND	W, 83-55	McCray- 14	Charles- 16	Douglas- 12	Catchings/Pohlen-Mavunga-8
9.4	@WAS	W, 79-48	Charles- 24	Charles- 15	Currie- 13	Gardin- 10
9.6	@ATL	L, 85-74	Charles- 17	Charles- 12	McCoughtry- 35	Lyttle- 12
9.11	NYL	W, 69-63	Charles- 18	Charles/Jones- 11	Powell- 14	Pondexter/Vaughn- 9



2011 REGULAR SEASON STATS



TOTALS:

PLAYER	G	GS	MIN	FG-FGA	3FG-3FGA	FT-FTA	ORB	DRB	TOT	AST	STL	BLK	TOV	PF	PTS
T. Charles	34	34	1136	254-543	0-3	92-134	126	248	374	63	26	60	75	89	600
R. Montgomery	34	34	991	154-385	61-159	126-152	12	61	73	167	49	3	89	46	495
A. Jones	34	34	971	198-446	3-10	54-76	64	153	217	64	21	16	64	102	453
K. Lawson	33	8	832	111-247	55-128	65-73	12	75	87	96	23	1	46	36	342
T. White	34	0	747	68-192	23-82	42-50	17	80	97	66	40	6	42	65	201
D. McCray	34	23	513	69-173	34-87	27-35	14	63	77	42	16	4	34	45	199
K. Greene	33	33	781	70-166	18-46	27-45	26	99	125	49	30	12	29	55	185
K. Griffin	34	2	441	41-115	4-24	38-52	45	59	104	18	25	10	13	42	124
D. Walker	10	0	513	69-173	34-87	27-35	10	6	16	0	2	0	11	12	24
A. Hightower	25	2	231	19-56	4-18	9-12	4	12	16	13	11	1	7	22	51
J. Moore	29	0	199	17-40	0-0	14-18	10	13	23	5	5	2	14	19	48
J. Breland	4	0	6	1-2	0-0	0-0	0	0	0	0	0	1	0	0	2
Totals	34		6925	1010-2384	202-557	502-658	340	869	1209	583	248	116	446	533	2724

PER GAME:

PLAYER	G	GS	MP	FG	FGA	3P	3PA	FT	FTA	ORB	DRB	TOT	AST	STL	BLK	TOV	PF	PTS
T. Charles	34	34	33.4	7.5	16.0	0.0	0.1	2.7	3.9	3.7	7.3	11.0	1.9	0.8	1.8	2.2	2.6	17.6
R. Montgomery	34	34	29.1	4.5	11.3	1.8	4.7	3.7	4.5	0.4	1.8	2.1	4.9	1.4	0.1	2.6	1.4	14.6
A. Jones	34	34	28.6	5.8	13.1	0.1	0.3	1.6	2.2	1.9	4.5	6.4	1.9	0.6	0.5	1.9	3.0	13.3
K. Lawson	33	8	25.2	3.4	7.5	1.7	3.9	2.0	2.2	0.4	2.3	2.6	2.9	0.7	0.0	1.4	1.1	10.4
T. White	34	0	22.0	2.0	5.6	0.7	2.4	1.2	1.5	0.5	2.4	2.9	1.9	1.2	0.2	1.2	1.9	5.9
D. McCray	34	23	15.1	2.0	5.1	1.0	2.6	0.8	1.0	0.4	1.9	2.3	1.2	0.5	0.1	1.0	1.3	5.9
K. Greene	33	33	23.7	2.1	5.0	0.5	1.4	0.8	1.4	0.8	3.0	3.8	1.5	0.9	0.4	0.9	1.7	5.6
K. Griffin	34	2	13.0	1.2	3.4	0.1	0.7	1.1	1.5	1.3	1.7	3.1	0.5	0.7	0.3	0.4	1.2	3.6
D. Walker	10	0	8.0	0.8	1.9	0.0	0.0	0.8	1.1	1.0	0.6	1.6	0.0	0.2	0.0	1.1	1.2	2.4
A. Hightower	25	2	9.2	0.8	2.2	0.2	0.7	0.4	0.5	0.2	0.5	0.6	0.5	0.4	0.0	0.3	0.9	2.0
J. Moore	29	0	6.9	0.6	1.4	0.0	0.0	0.5	0.6	0.3	0.4	0.8	0.2	0.2	0.1	0.5	0.7	1.7
J. Breland	4	0	1.5	0.3	0.5	0.0	0.0	0.0	0.0	0.0	0.0	0.0	0.0	0.0	0.3	0.0	0.0	0.5

2011 REGULAR SEASON STATS




GAME RECORDS:

RECORD	OVERALL	HOME	AWAY
ALL GAMES	21-13	15-2	6-11
EASTERN CONFERENCE	14-8	10-1	4-7
WESTERN CONFERENCE	7-5	5-2	2-3
ATLANTA DREAM	2-2	2-0	0-2
CHICAGO SKY	3-2	2-0	1-2
INDIANA FEVER	2-3	2-1	0-2
LOS ANGELES SPARKS	2-0	1-0	1-0
MINNESOTA LYNX	1-1	1-0	0-1
NEW YORK LIBERTY	3-1	2-0	1-1
PHOENIX MERCURY	2-0	1-0	1-0
SAN ANTONIO SILVER STARS	0-2	0-1	0-1
SEATTLE STORM	1-1	1-0	0-1
TULSA SHOCK	1-1	1-0	0-1
WASHINGTON MYSTICS	4-0	2-0	2-0

TEAM STATISTICS:

	Sun	Opponents
Points	2724	2612
Points per game	80.1	76.8
Scoring Margin	+3.3	
Field goals-FGA	1010-2384	1003-2340
Field goal PCT	42.4%	42.9%
Field goals made per game	29.7	29.5
3 point FG-3FGA	202-557	197-568
3 point FG PCT	36.3%	34.7%
3-point FG made per game	5.9	5.8
Free throws-FTA	502-658	409-549
Free throw PCT	76.3%	74.5%
Free throws made per game	14.8	12.0
Rebounds	1209	1240
Rebounds per game	35.6	36.5
Assists	583	617
Assists per game	17.1	18.1
Turnovers	446	526
Turnovers per game	13.1	15.5
Steals	248	262
Steals per game	7.3	7.7
Blocks	116	109
Blocks per game	3.4	3.2



2010 REGULAR SEASON RESULTS



DATE	OPP	SCORE	HIGH SCORER	HIGH REBOUNDS	OPP HIGH SCORER	OPP HIGH REBOUNDS
5.15	CHI	W, 74-61	Jekabsons-Zogota-18	Charles- 10	Fowles- 16	Fowles- 9
5.21	@ATL	L, 97-82	Charles- 22	Charles- 11	McCoughtry- 32	McCoughtry- 10
5.23	WAS	W, 80-65	White- 15	Charles- 8	Langhorne- 16	Langhorne- 8
5.27	MIN	W, 105-79	Montgomery -23	Charles-10	Houston/McCants-16	Anosike/McCants- 7
5.30	@WAS	L, 69-65	Charles- 13	Charles- 9	Currie- 18	Langhorne- 16
6.4	NYL	W, 75-68	White- 18	Charles- 15	McCarville/ McWilliams-Franklin- 14	McCarville- 13
6.6	SAS	W, 81-68	Charles- 19	Charles- 11	Young-Malcom- 21	Snow- 10
6.11	IND	W, 86-77	Montgomery- 29	Charles- 12	Davenport- 18	Catchings- 8
6.13	@IND	L, 77-67	Montgomery- 17	Gruda- 5	Douglas- 20	Catchings- 13
6.18	@LAS	W, 78-75	Charles- 26	Charles- 19	Thompson- 24	Milton-Jones/Quinn- 6
6.20	@PHO	W, 96-94	Charles- 24	Charles- 12	Taurasi- 24	Ohlde- 7
6.22	CHI	L, 86-77	Charles- 14	Charles- 16	Prince- 19	Fowles- 9
6.25	PHO	W, 82-79	Charles- 19	Charles- 23	Taurasi- 26	Bonner- 10
6.27	@NYL	L, 77-68	Lawson/ Montgomery- 13	Charles- 16	Pondexter- 19	Powell- 10
6.29	@TLS	W, 101-89	Lawson/Gruda- 17	Charles- 12	Dorrell- 19	Black- 6
7.1	@CHI	L, 92-80	Gruda- 17	Gruda- 7	Fowles- 26	Fowles- 11
7.6	@SAS	L, 79-66	White- 17	Charles- 13	Young-Malcom- 19	Young-Malcom/Snow- 8
7.7	@ATL	L, 108-103	Charles- 27	Charles- 20	McCoughtry- 32 Castro Marques- 32	de Souza- 13
7.14	@IND	W, 77-68	Gruda- 21	Griffin- 8	Catchings- 22	Catchings- 9
7.17	ATL	W, 96-80	Charles- 22	Charles- 14	McCoughtry- 27	Lyttle- 11
7.20	NYL	L, 82-74	Montgomery- 23	Griffin- 9	Pondexter- 24	Mitchell/McCarville- 8
7.24	LAS	L, 89-80	Montgomery- 14	Jones/Charles- 9	Milton-Jones- 20	Penicheiro/Quinn- 7
7.27	WAS	W, 88-78	Jones- 23	Charles- 9	Langhorne- 23	Currie- 9
7.30	ATL	L, 94-62	Jones- 16	Charles- 12	McCoughtry- 20	de Souza- 13
8.1	@NYL	L, 71-67	Jones- 18	Charles- 10	Pondexter- 24	McCarville/Pierson- 6
8.3	@MIN	L, 111-103	Montgomery-33	Charles- 21	Whalen- 27	Anosike- 12
8.5	@SEA	L, 83-82	Charles- 23	Jones- 9	Jackson- 31	Jackson- 8
8.8	WAS	W, 76-67	Charles/Jones- 17	Charles- 14	Langhorne- 14	Langhorne- 7
8.10	@WAS	L, 84-74	Montgomery- 17	Charles- 15	Langhorne- 23	Langhorne- 10
8.13	SEA	W, 88-68	Jones- 19	Gruda- 9	Abrosimova- 19	Robinson- 7
8.15	IND	L, 79-66	Charles- 18	Charles- 13	Catchings- 26	Catchings- 7
8.17	TLS	W, 90-62	Montgomery- 22	Charles- 10	Dorrell- 18	Holt- 7
8.20	@CHI	W, 78-71	Montgomery- 20	Griffin- 11	Prince- 19	Fowles- 6
8.22	@NYL	L, 88-87	Charles- 21	Charles- 13	Pondexter- 31	Powell- 8

2010 REGULAR SEASON STATS



TOTALS:

PLAYER	G	GS	MIN	FG-FGA	3FG-3FGA	FT-FTA	ORB	DRB	TOT	AST	STL	BLK	TOV	PF	PTS
T. Charles	34	34	1054	206-423	0-1	116-152	129	269	398	51	25	57	71	72	528
R. Montgomery	34	23	940	158-394	66-189	71-83	14	60	74	138	47	3	78	67	453
S. Gruda	28	6	636	111-226	2-11	98-129	52	73	125	33	19	21	45	51	322
A. Jones	30	29	774	139-310	6-20	39-46	48	99	147	66	13	13	54	66	323
T. White	34	10	857	121-288	49-134	52-65	8	83	91	79	54	4	53	92	343
K. Lawson	34	32	854	101-247	446-128	34-38	8	79	87	118	14	0	48	49	282
A. Jekabson-Zogota	19	14	352	51-131	27-77	15-51	4	36	40	33	9	5	23	42	144
K. Griffin	34	19	679	48-137	13-48	41-53	43	117	160	36	23	17	43	64	150
D. Walker	31	2	341	44-105	0-3	38-46	30	34	64	25	14	5	40	64	126
A. Hightower	20	1	207	19-60	3-18	13-16	10	15	25	9	14	2	10	23	54
K. Gardin	25	0	206	10-37	1-11	8-12	11	18	29	16	9	3	9	16	29
Totals	34		6900	1008-2358	213-640	525-655	357	883	1240	604	241	130	499	606	2754

PER GAME:

PLAYER	G	GS	MP	FG	FGA	3P	3PA	FT	FTA	ORB	DRB	TOT	AST	STL	BLK	TOV	PF	PTS
T. Charles	34	34	31.0	6.1	12.4	0.0	0.0	3.4	4.5	3.8	7.9	11.7	1.5	0.7	1.7	2.1	2.1	15.5
R. Montgomery	34	23	27.6	4.6	11.6	1.9	5.6	2.1	2.4	0.4	1.8	2.2	4.1	1.4	0.1	2.3	2.0	13.3
S. Gruda	28	6	22.7	4.0	8.1	0.1	0.4	3.5	4.6	1.9	2.6	4.5	1.2	0.7	0.8	1.6	1.8	11.5
A. Jones	30	29	25.8	4.6	10.3	0.2	0.7	1.3	1.5	1.6	3.3	4.9	2.2	0.4	0.4	1.8	2.2	10.8
T. White	34	10	25.2	3.6	8.5	1.4	3.9	1.5	1.9	0.2	2.4	2.7	2.3	1.6	0.1	1.6	2.7	10.1
K. Lawson	34	32	25.1	3.0	7.3	1.4	3.8	1.0	1.1	0.2	2.3	2.6	3.5	0.4	0.0	1.4	1.4	8.3
A. Jekabson-Zogota	19	14	18.5	2.7	6.9	1.4	4.1	0.8	0.8	0.2	1.9	2.1	1.7	0.5	0.3	1.2	2.2	7.6
K. Griffin	34	19	20.0	1.4	4.0	0.4	1.4	1.2	1.6	1.3	3.4	4.7	1.1	0.7	0.5	1.3	1.9	4.4
D. Walker	31	2	11.0	1.4	3.4	0.0	0.1	1.2	1.5	1.0	1.1	2.1	0.8	0.5	0.2	1.3	2.1	4.1
A. Hightower	20	1	10.4	1.0	3.0	0.2	0.9	0.7	0.8	0.5	0.8	1.3	0.5	0.7	0.1	0.5	1.2	2.7
K. Gardin	25	0	8.2	0.4	1.5	0.0	0.4	0.3	0.5	0.4	0.7	1.2	0.6	0.4	0.1	0.4	0.6	1.2

2010 REGULAR SEASON STATS




GAME RECORDS:

RECORD	OVERALL	HOME	AWAY
ALL GAMES	17-17	12-5	5-12
EASTERN CONFERENCE	9-13	7-4	2-9
WESTERN CONFERENCE	8-4	5-1	3-3
ATLANTA DREAM	1-3	1-1	0-2
CHICAGO SKY	2-2	1-1	1-1
INDIANA FEVER	2-2	1-1	1-1
LOS ANGELES SPARKS	1-1	0-1	1-0
MINNESOTA LYNX	1-1	1-0	0-1
NEW YORK LIBERTY	1-4	1-1	0-3
PHOENIX MERCURY	2-0	1-0	1-0
SAN ANTONIO SILVER STARS	1-1	1-0	0-1
SEATTLE STORM	1-1	1-0	0-1
TULSA SHOCK	2-0	1-0	1-0
WASHINGTON MYSTICS	3-2	3-0	0-2

TEAM STATISTICS:

	Sun	Opponents
Points	2754	2715
Points per game	81.0	79.9
Scoring Margin	+1.1	
Field goals-FGA	1008-2358	1017-2350
Field goal PCT	42.7%	43.3%
Field goals made per game	29.6	29.9
3 point FG-3FGA	213-640	193-587
3 point FG PCT	33.3%	32.9%
3-point FG made per game	6.3	5.7
Free throws-FTA	525-655	488-633
Free throw PCT	80.2%	77.1%
Free throws made per game	15.4	14.4
Rebounds	1240	1210
Rebounds per game	36.5	35.6
Assists	604	625
Assists per game	17.8	18.4
Turnovers	499	497
Turnovers per game	14.7	14.6
Steals	241	279
Steals per game	7.1	8.2
Blocks	130	105
Blocks per game	3.8	3.1



2009 REGULAR SEASON RESULTS



DATE	OPP	SCORE	HIGH SCORER	HIGH REBOUNDS	OPP HIGH SCORER	OPP HIGH REBOUNDS
6.6	WAS	L, 82-70	Jones- 22	Whalen- 6	Coleman- 16	Sanford/Langhorne- 7
6.7	@NYL	W, 66-57	Whalen- 14	Whalen- 12	Christon- 13	Kraayeveld- 7
6.14	ATL	L, 67-62	Whalen- 16	Whalen- 7	Lyttle- 20	Lyttle- 15
6.16	@CHI	L, 78-75	Jones/ Whitmore- 16	Jones- 5	Perkins- 25	Fowles- 10
6.19	CHI	W, 91-61	Jones- 17	Gardin- 11	Toliver- 14	Fowles- 9
6.21	SAS	W, 71-58	Jones- 19	Black- 8	Young-Malcom- 22	Young-Malcom/Riley- 7
6.27	ATL	W, 82-68	Jones- 24	Jones- 12	Castro Marques- 16	Snow- 9
7.2	@IND	L, 67-53	Whalen- 11	Black- 8	Sutton-Brown/ Douglas- 11	Sutton-Brown- 11
7.5	@DET	W, 95-92	Gruda- 23	Gardin/Gruda- 6	Smith- 28	Hornbuckle-12
7.7	@ATL	L, 72-67	Jones/White- 14	Jones/Gruda/White- 6	Holdsclaw-19	de Souza- 17
7.11	DET	L, 79-77	Jones- 23	Jones- 10	Smith- 25	Braxton- 13
7.14	LAS	W, 82-71	Jones- 24	Gruda- 6	Milton-Jones- 19	Lennox- 11
7.17	@SAS	W, 72-64	Jones- 17	Gruda/Whalen- 7	Hammon- 24	Young-Malcom/Fraze- 9
7.19	IND	W, 67-61	Whalen- 15	Gruda- 9	Douglas/Hoffman- 15	Hoffman- 6
7.22	SAC	W, 83-75	Jones- 28	Jones- 10	Powell- 18	Harper- 11
7.28	PHO	L, 95-80	Jekabsone-Zogota-15	Whalen- -8	Pondexter- 29	Taurasi/Smith- 9
7.30	@IND	L, 94-85	Jones- 21	Gruda- 10	Douglas- 32	Hoffman- 8
8.1	@CHI	L, 84-72	White- 16	White- 6	Dupree- 23	Dupree- 8
8.2	@DET	W, 83-65	Whalen- 22	Gruda- 8	Nolan- 20	Ford- 9
8.7	@MIN	L, 95-88	Gruda- 21	Jones/Gruda- 6	Montgomery- 25	Anosike- 12
8.9	WAS	W, 96-67	Whalen- 16	Holt- 8	Beard- 18	Beard/Harding- 7
8.13	SEA	W, 64-53	Gruda- 14	Jones- 10	Wright- 13	Jackson- 10
8.14	@WAS	L, 91-89	Jones- 23	Gruda-10	Beard- 26	Langhorne- 16
8.19	NYL	W, 74-69	Whalen- 20	Whalen- 10	Kraayeveld- 13	McCarville- 9
8.21	@NYL	L, 85-83	Gruda- 24	Gruda- 12	Christon- 23	McCarville- 13
8.22	MIN	W, 98-94	Gruda/Whalen- 21	Gruda- 9	Wiggins/Humphrey- 21	Humphrey- 7
8.25	DET	L, 90-70	Gruda- 19	Gardin- 7	Smith- 19	Kelly- 8
8.27	@SEA	L, 86-74	Whalen- 18	Gardin- 8	Bird- 21	Little- 10
8.29	@PHO	L, 94-84	Jekabsone-Zogota-23	Gardin- 13	Taurasi- 21	Taurasi- 9
8.30	@LAS	L, 91-81	Jekabsone-Zogota-21	Gruda- 7	Thompson- 21	Parker- 13
9.1	@SAC	L, 90-70	Gruda/White- 13	Gruda- 5	Brunson- 32	Brunson- 13
9.4	NYL	W, 88-85	Jekabsone-Zogota-23	Jekabsone-Zogota-7	Christon- 22	Moore- 8
9.11	@ATL	L, 88-64	Gruda- 16	Gruda- 6	McCoughtry- 18	de Souza- 14
9.13	IND	W, 95-85	Gardin- 23	Gardin- 8	Catchings/Murphy/ Davenport/Dixon- 13	Murphy- 6

2009 REGULAR SEASON STATS



TOTALS:

PLAYER	G	GS	MIN	FG-FGA	3FG-3FGA	FT-FTA	ORB	DRB	TOT	AST	STL	BLK	TOV	PF	PTS
A. Jones	23	23	727	159-339	5-16	61-80	43	93	136	56	20	13	49	79	384
S. Gruda	26	25	810	151-323	0-0	48-86	66	99	165	35	23	41	68	86	350
L. Whalen	34	34	1000	141-328	22-83	115-129	40	116	156	156	43	5	63	87	419
T. White	30	15	659	97-247	49-130	42-50	21	61	82	66	35	9	37	73	285
A. Jekabson-Zogota	27	16	644	97-234	39-99	22-28	12	66	78	59	9	0	48	61	255
E. Phillips	32	18	740	86-225	34-116	52-64	30	73	103	66	43	3	43	52	258
A. Holt	23	7	380	40-123	13-50	44-53	13	61	74	44	9	2	14	39	137
K. Gardin	33	23	596	58-159	10-39	54-89	54	89	143	39	25	24	38	57	180
T. Whitmore	24	1	376	37-127	7-23	24-33	21	31	52	25	9	3	20	34	105
B. Turner	7	0	144	8-39	4-25	8-10	4	11	15	14	5	0	4	12	28
K. Brown	34	0	393	47-123	18-54	18-22	9	46	55	38	13	3	29	35	130
C. Black	33	8	428	35-92	0-1	27-43	41	66	107	6	13	27	25	54	97
L. Ervin	8	0	56	8-17	0-0	0-2	4	9	13	0	1	0	2	5	16
K. Cirone	4	0	23	2-5	1-3	2-3	0	5	5	4	2	0	0	3	7
Totals	34		6975	966-2381	202-639	517-692	358	826	1184	608	250	130	453	677	2651

PER GAME:

PLAYER	G	GS	MP	FG	FGA	3P	3PA	FT	FTA	ORB	DRB	TOT	AST	STL	BLK	TOV	PF	PTS
A. Jones	23	23	31.6	6.9	14.7	0.2	0.7	2.7	3.5	1.9	4.0	5.9	2.4	0.9	0.6	2.1	3.4	16.7
S. Gruda	26	25	31.2	5.8	12.4	0.0	0.0	1.8	3.3	2.5	3.8	6.3	1.3	0.9	1.6	2.6	3.3	13.5
L. Whalen	34	34	29.4	4.1	9.6	0.6	2.4	3.4	3.8	1.2	3.4	4.6	4.6	1.3	0.1	1.9	2.6	12.3
T. White	30	15	22.0	3.2	8.2	1.6	3.9	1.4	1.7	0.7	2.0	2.7	2.2	1.2	0.3	1.2	2.4	9.5
A. Jekabson-Zogota	27	16	23.9	3.6	8.7	1.4	3.7	0.8	1.0	0.4	2.4	2.9	2.2	0.3	0.0	1.8	2.3	9.4
E. Phillips	32	18	23.1	2.7	7.0	1.1	3.6	1.6	2.0	0.9	2.3	3.2	2.1	1.3	0.1	1.3	1.6	8.1
A. Holt	23	7	16.5	1.7	5.3	0.6	2.2	1.9	3.2	0.6	2.7	3.2	1.9	0.4	0.1	0.6	1.7	6.0
K. Gardin	33	23	18.1	1.8	4.8	0.3	1.2	1.6	2.7	1.6	2.7	4.3	1.2	0.8	0.7	1.2	1.7	5.5
T. Whitmore	24	1	15.7	1.5	5.3	0.3	1.0	1.0	1.4	0.9	1.3	2.2	1.0	0.4	0.1	0.8	1.4	4.4
B. Turner	7	0	20.6	1.1	5.6	0.6	3.6	1.1	1.4	0.6	1.6	2.1	2.0	0.7	0.0	0.6	1.7	4.0
K. Brown	34	0	11.6	1.4	3.6	0.5	1.6	0.5	0.6	0.3	1.4	1.6	1.1	0.4	0.1	0.9	1.0	3.8
C. Black	33	8	13.0	1.1	2.8	0.0	0.0	0.8	1.3	1.2	2.0	3.2	0.2	0.4	0.8	0.8	1.6	2.9
L. Ervin	8	0	7.0	1.0	2.1	0.0	0.0	0.0	0.3	0.5	1.1	1.6	0.0	0.1	0.0	0.3	0.6	2.0
K. Cirone	4	0	5.8	0.5	1.3	0.3	0.8	0.5	0.8	0.0	1.3	1.3	1.0	0.5	0.0	0.0	0.8	1.8

2009 REGULAR SEASON STATS




GAME RECORDS:

RECORD	OVERALL	HOME	AWAY
ALL GAMES	16-18	12-5	4-13
EASTERN CONFERENCE	10-12	7-4	3-8
WESTERN CONFERENCE	6-6	5-1	1-5
ATLANTA DREAM	1-3	1-1	0-2
CHICAGO SKY	1-2	1-0	0-2
DETROIT SHOCK	2-2	0-2	2-0
INDIANA FEVER	2-2	2-0	0-2
LOS ANGELES SPARKS	1-1	1-0	0-1
MINNESOTA LYNX	1-1	1-0	0-1
NEW YORK LIBERTY	3-1	2-0	1-1
PHOENIX MERCURY	0-2	0-1	0-1
SACRAMENTO MONARCHS	1-1	1-0	0-1
SAN ANTONIO SILVER STARS	2-0	1-0	1-0
SEATTLE STORM	1-1	1-0	0-1
WASHINGTON MYSTICS	1-2	1-1	0-1

TEAM STATISTICS:

	Sun	Opponents
Points	2651	2654
Points per game	78.0	78.1
Scoring Margin		+1
Field goals-FGA	966-2381	953-2236
Field goal PCT	40.6%	42.6%
Field goals made per game	28.4	28.0
3 point FG-3FGA	202-639	157-488
3 point FG PCT	31.6%	32.3%
3-point FG made per game	5.9	4.6
Free throws-FTA	517-692	591-746
Free throw PCT	74.7%	79.2%
Free throws made per game	15.2	17.4
Rebounds	1184	1274
Rebounds per game	34.8	37.5
Assists	608	525
Assists per game	17.9	15.4
Turnovers	453	549
Turnovers per game	13.3	16.1
Steals	250	248
Steals per game	7.4	7.3
Blocks	130	125
Blocks per game	3.8	3.7





2008 REGULAR SEASON RESULTS



DATE	OPP	SCORE	HIGH SCORER	HIGH REBOUNDS	OPP HIGH SCORER	OPP HIGH REBOUNDS
5.17	ATL	W, 100-67	Whitmore-22	Whitmore-10	Lennox- 17	Lennox/Haynie- 7
5.18	@NYL	W, 77-63	Whitmore- 17	Gardin- 7	Christon- 14	Moore/Kraayeveld- 6
5.24	SAC	W, 87-64	Whalen- 21	Holt- 7	Brunson- 19	Brunson- 7
5.27	IND	L, 75-46	Whalen- 11	Jones- 7	Douglas- 23	Hoffman- 13
5.30	NYL	W, 89-84	Whitmore- 18	Jones- 8	Carson- 15	Kraayeveld- 9
6.1	@CHI	W, 75-73	Whalen/ Whitmore-19	Whalen- 7	Perkins- 21	Fowles- 12
6.6	MIN	W, 78-77	Jones- 25	Whalen- 9	Augustus- 22	Houston- 9
6.8	WAS	W, 87-79	Jones- 16	Whalen- 7	Currie- 28	Currie/Sanford- 6
6.10	@MIN	W, 75-66	Jones- 20	Whitmore- 12	Wiggins- 22	Anosike- 9
6.13	@LAS	L, 98-93	Whalen- 20	Whalen- 7	Leslie- 22	Leslie- 10
6.16	@SEA	W, 74-67	Jones- 15	Williams- 9	Jackson- 26	Swoopes- 10
6.18	@PHO	L, 102-81	Jones- 18	Turner- 5	Taurasi- 32	Pondexter- 9
6.20	@SAC	W, 72-56	Jones- 14	Whalen/Anderson-6	Brunson- 19	Brunson- 10
6.24	DET	W, 85-68	Jones- 20	Holt- 8	Nolan- 17	Ford- 11
6.26	@DET	L, 70-61	Jones- 14	Jones- 7	Nolan- 13	Ford- 9
6.27	ATL	W, 109-101	Jones- 30	Whalen/Jones- 10	Lennox- 44	Lennox- 9
6.29	PHO	L, 87-80	Jones- 16	Jones- 9	Taurasi- 25	Smith- 11
7.1	HOU	L, 78-68	Jones- 15	Turner- 9	Ajavon- 14	Lyttle/Maiga-Ba- 10
7.5	@IND	L, 81-74	Jones- 20	Gardin- 9	Douglas/Sutton-Brown- 18	Sutton-Brown- 9
7.8	@DET	L, 88-82	Jones- 21	Whalen- 7	Pierson- 23	Braxton-8
7.13	@WAS	L, 69-64	Whalen- 33	Whalen- 8	Blue- 13	Sanford- 11
7.15	NYL	L, 77-71	Whalen- 19	Jones- 9	Willis- 18	McCarville/Kraayeveld- 7
7.18	@CHI	L, 73-65	Jones- 18	Gruda- 11	Perkins- 15	Dupree- 9
7.20	CHI	W, 74-67	Jones- 23	Jones- 10	Herrington- 15	Melvin- 10
7.24	LAS	W, 87-61	Whalen- 22	Jones- 8	Johnson- 11	Moore- 9
7.27	@WAS	W, 82-60	Jones- 27	Whalen- 8	McWilliams-Franklin- 11	McWilliams-Franklin/Blue- 6
8.28	@IND	W, 84-58	Whitmore- 15	Turner/Williams- 5	Bevilaqua/Sutton-Brown- 9	Hoffman- 5
8.29	@ATL	W, 98-72	Whitmore- 27	Whitmore- 6	Lennox- 9	de Souza/Mattera- 6
8.31	SEA	W, 80-76	Jones- 20	Holt- 5	Bird- 24	Gearlds/Robinson- 5
9.5	CHI	W, 80-75	Whitmore- 17	Jones- 6	Perkins- 18	Fowles- 6
9.7	SAS	L, 85-73	Jones- 22	Jones- 9	Hammon -24	Young-Malcom- 10
9.9	@HOU	L, 75-68	Jones- 22	Whalen- 8	Thompson- 21	Thompson- 11
9.11	@SAS	L, 78-74	Jones- 18	Gardin- 14	Young-Malcom- 24	Wauters- 15
9.13	WAS	W, 87-81	Phillips- 18	Phillips- 8	Currie- 23	Langhorne- 12

2008 REGULAR SEASON STATS



TOTALS:

PLAYER	G	GS	MIN	FG-FGA	3FG-3FGA	FT-FTA	ORB	DRB	TOT	AST	STL	BLK	TOV	PF	PTS
A. Jones	33	33	963	223-461	5-23	110-139	73	128	201	81	20	26	74	85	561
L. Whalen	31	31	908	141-306	27-80	126-157	33	141	174	166	45	1	58	87	435
T. Whitmore	34	33	911	160-392	34-108	75-96	40	121	161	47	20	13	68	95	429
B. Turner	34	6	663	80-192	44-118	69-89	23	85	108	52	12	14	40	62	273
A. Holt	34	34	714	81-199	25-76	35-45	37	68	105	65	15	5	31	67	222
S. Gruda	31	1	476	81-178	0-0	31-57	44	66	110	28	19	26	41	56	193
S. Abrosimova	6	0	107	11-36	2-12	10-12	3	17	20	12	8	0	11	13	34
E. Phillips	8	0	86	13-28	6-12	9-11	9	8	17	3	4	1	6	7	41
J. Carey	33	3	499	47-111	34-83	9-10	4	36	40	47	8	1	22	24	137
K. Gardin	34	15	540	47-133	21-56	22-41	38	73	111	41	29	7	45	56	137
J. Anderson	24	7	367	35-126	16-69	11-15	11	47	58	26	7	1	16	17	97
T. Williams	34	1	374	30-72	0-2	24-41	48	51	99	13	10	1	26	40	84
D. Page	3	0	12	3-5	0-0	0-0	2	4	6	0	0	0	2	3	6
K. Swanier	25	6	231	13-47	7-30	8-10	5	24	29	26	14	1	20	17	41
Totals	34		6850	965-2286	221-669	539-724	370	869	1239	607	211	97	487	629	2690

PER GAME:

PLAYER	G	GS	MP	FG	FGA	3P	3PA	FT	FTA	ORB	DRB	TOT	AST	STL	BLK	TOV	PF	PTS
A. Jones	33	33	29.2	6.8	14.0	0.2	0.7	3.3	4.2	2.2	3.9	6.1	2.5	0.6	0.8	2.2	2.6	17.0
L. Whalen	31	31	29.3	4.5	9.9	0.9	2.6	4.1	5.1	1.1	4.5	5.6	5.4	1.5	0.0	1.9	2.8	14.0
T. Whitmore	34	33	26.8	4.7	11.5	1.0	3.2	2.2	2.8	1.2	3.6	4.7	1.4	0.6	0.4	2.0	2.8	12.6
B. Turner	34	6	19.5	2.4	5.6	1.3	3.5	2.0	2.6	0.7	2.5	3.2	1.5	0.4	0.4	1.2	1.8	8.0
A. Holt	34	34	21.0	2.4	5.9	0.7	2.2	1.0	1.3	1.1	2.0	3.1	1.9	0.4	0.1	0.9	2.0	6.5
S. Gruda	31	1	15.4	2.6	5.7	0.0	0.0	1.0	1.8	1.4	2.1	3.5	0.9	0.6	0.8	1.3	1.8	6.2
S. Abrosimova	6	0	17.8	1.8	6.0	0.3	2.0	1.7	2.0	0.5	2.8	3.3	2.0	1.3	0.0	1.8	2.2	5.7
E. Phillips	8	0	10.8	1.6	3.5	0.8	1.5	1.1	1.4	1.1	1.0	2.1	0.4	0.5	0.1	0.8	0.9	5.1
J. Carey	33	3	15.1	1.4	3.4	1.0	2.5	0.3	0.3	0.1	1.1	1.2	1.4	0.2	0.0	0.7	0.7	4.2
K. Gardin	34	15	15.9	1.4	3.9	0.6	1.6	0.6	1.2	1.1	2.1	3.3	1.2	0.9	0.2	1.3	1.6	4.0
J. Anderson	24	7	15.3	1.5	5.3	0.7	2.9	0.5	0.6	0.5	2.0	2.4	1.1	0.3	0.0	0.7	0.7	4.0
T. Williams	34	1	11.0	0.9	2.1	0.0	0.1	0.7	1.2	1.4	1.5	2.9	0.4	0.3	0.0	0.8	1.2	2.5
D. Page	3	0	4.0	1.0	1.7	0.0	0.0	0.0	0.0	0.7	1.3	2.0	0.0	0.0	0.0	0.7	1.0	2.0
K. Swanier	25	6	9.2	0.5	1.9	0.3	1.2	0.3	0.4	0.2	1.0	1.2	1.0	0.6	0.0	0.8	0.7	1.6

2008 REGULAR SEASON STATS



GAME RECORDS:

RECORD	OVERALL	HOME	AWAY
ALL GAMES	21-13	13-4	8-9
EASTERN CONFERENCE	11-7	8-2	3-5
WESTERN CONFERENCE	10-6	5-2	5-4
ATLANTA DREAM	3-0	2-0	1-0
CHICAGO SKY	3-1	2-0	1-1
DETROIT SHOCK	1-2	1-0	0-2
HOUSTON COMETS	1-1	1-0	0-1
INDIANA FEVER	1-2	0-1	1-1
LOS ANGELES SPARKS	1-1	1-0	0-1
MINNESOTA LYNX	2-0	1-0	1-0
NEW YORK LIBERTY	2-1	1-1	1-0
PHOENIX MERCURY	0-2	0-1	0-1
SACRAMENTO MONARCHS	2-0	1-0	1-0
SAN ANTONIO SILVER STARS	0-2	0-1	0-1
SEATTLE STORM	2-0	1-0	1-0
WASHINGTON MYSTICS	3-1	2-0	1-1

TEAM STATISTICS:

	Sun	Opponents
Points	2690	2541
Points per game	79.1	74.7
Scoring Margin	+4.4	
Field goals-FGA	965-2286	955-2284
Field goal PCT	42.2%	41.8%
Field goals made per game	28.4	28.1
3 point FG-3FGA	221-669	159-496
3 point FG PCT	33.0%	32.1%
3-point FG made per game	6.5	4.7
Free throws-FTA	539-724	472-638
Free throw PCT	74.4%	74.0%
Free throws made per game	15.9	21.3
Rebounds	1239	1200
Rebounds per game	36.4	35.3
Assists	607	554
Assists per game	17.9	16.3
Turnovers	487	499
Turnovers per game	14.3	14.7
Steals	211	252
Steals per game	6.2	7.4
Blocks	97	104
Blocks per game	2.9	3.1



2007 REGULAR SEASON RESULTS



DATE	OPP	SCORE	HIGH SCORER	HIGH REBOUNDS	OPP HIGH SCORER	OPP HIGH REBOUNDS
5.19	@WAS	W, 89-80	Sales- 20	Dydek/Jones- 6	Melvin- 22	Melvin-11
5.23	@SAS	L, 74-71	Douglas- 21	Jones- 9	Hammon- 17	Young-Malcom/Johnson- 6
5.26	LAS	L, 88-68	Sales- 17	de Souza- 9	Fernandez/Mabika- 19	Thomas- 9
5.31	@CHI	W, 102-97	Jones- 31	Jones- 9	Dupree- 29	Dupree/Wyckoff- 7
6.2	PHO	W, 76-67	Jones- 24	Douglas- 9	Smith- 18	Taylor- 11
6.8	@HOU	W, 88-77	Sales- 26	Dydek- 11	Snow- 22	Byears- 6
6.10	DET	L, 79-74	Jones- 20	Dydek- 9	Smith-23	Ford- 13
6.13	@MIN	L, 77-73	Jones- 22	Jones- 10	Augustus- 28	Ohlde- 8
6.15	@DET	L, 75-72	Sales- 18	Dydek- 8	Nolan- 18	Ford- 16
6.17	CHI	L, 87-74	Jones- 22	Jones- 12	Dupree- 28	Dupree/Melvin- 8
6.20	NYL	L, 76-73	Sales/ Douglas- 17	Whalen- 8	Christon- 22	Farris- 9
6.22	@IND	W, 78-74	Douglas- 30	Dydek- 10	Whitmore- 15	Catchings- 12
6.23	SAS	L, 71-58	Whalen/ Douglas- 15	Dydek- 8	Hammon-20	Young-Malcom- 8
6.26	WAS	L, 91-75	Douglas- 19	Dydek- 10	Beard- 20	Mosby- 6
6.27	@DET	L, 77-74	Jones- 16	Jones- 9	Cash- 18	Cash- 13
6.29	IND	W, 72-67	Douglas- 22	Dydek- 13	Whitmore- 13	Catchings- 11
7.6	@PHO	L, 111-109	Jones/Sales- 22	Rasmussen- 13	Taylor- 30	Taurasi/Smith- 8
7.7	@LAS	W, 110-89	Douglas- 28	Dydek- 7	Spencer- 15	Page- 7
7.11	@SEA	W, 76-63	Douglas- 17	Jones- 9	Jackson- 24	Lennox- 8
7.12	@SAC	W, 82-78	Sales- 23	Dydek- 9	Powell/Williams-Strong- 15	Powell- 7
7.17	MIN	W, 84-79	Douglas- 22	Sales/Dydek/ Willingham- 5	Augustus- 24	Ohlde/Stansbury- 7
7.20	SEA	W, 76-58	Whalen- 19	Jones- 10	Jackson- 19	Jackson- 14
7.22	HOU	W, 81-79	Douglas- 25	Douglas/Whalen/ Dydek- 6	Thompson/Dixon- 18	Lyttle- 11
7.24	DET	L, 92-88	Whalen- 33	de Souza- 9	Nolan- 36	Braxton- 10
7.26	NYL	W, 79-75	Whalen- 20	de Souza/Whalen- 9	McCarville- 24	McCarville- 10
7.29	@NYL	W, 67-61	Douglas- 26	Maltsi- 8	McCarville- 18	Moore- 9
7.31	CHI	W, 74-56	Douglas- 18	Jones- 9	Perkins- 17	Perkins/Dupree- 7
8.4	IND	W, 84-59	Douglas- 19	Dydek- 9	Sharp- 14	Sutton-Brown- 8
8.7	SAC	L, 81-79	Whalen/Jones- 17	Jones- 6	Lawson- 21	Brunson- 11
8.11	@CHI	W, 88-66	Dydek- 17	Sales- 7	Dupree- 18	Dupree- 6
8.14	@WAS	L, 65-64	Dydek- 17	Dydek- 11	Beard- 28	Sanford- 8
8.15	@IND	W, 77-74	Sales- 32	de Souza- 6	DeForge- 29	Sutton-Brown- 10
8.17	@NYL	L, 74-66	Douglas- 22	Whalen/Rasmussen/ Willingham- 5	Kraayeveld- 18	Christon/Jackson-Jones- 8
8.19	WAS	L, 76-74	Douglas- 21	Douglas- 9	Beard- 21	Sanford- 15

2007 REGULAR SEASON STATS



TOTALS:

PLAYER	G	GS	MIN	FG-FGA	3FG-3FGA	FT-FTA	ORB	DRB	TOT	AST	STL	BLK	TOV	PF	PTS
K. Douglas	34	34	1133	207-484	68-201	95-122	49	109	158	125	65	10	95	67	577
A. Jones	30	30	942	193-430	1-12	72-94	65	118	183	75	25	23	91	90	459
L. Whalen	34	34	1040	156-333	18-86	124-158	33	129	162	169	73	3	75	85	454
N. Sales	26	25	762	123-314	23-71	72-82	33	72	105	82	36	11	57	59	341
M. Dydek	32	30	643	91-187	2-5	30-38	37	172	209	31	12	66	51	75	214
E. Maltsi	26	7	482	53-140	32-77	9-12	16	50	66	39	20	2	26	39	147
E. de Souza	32	2	391	63-118	0-0	10-21	37	60	97	14	7	29	35	55	136
K. Rasmussen	33	3	522	41-99	15-27	17-21	35	56	91	29	11	5	35	54	114
J. Carey	33	0	419	37-101	32-71	6-8	1	29	30	30	4	0	16	30	112
L. Willingham	28	5	320	20-52	0-4	18-25	27	50	77	11	8	6	19	44	58
K. Hairston	17	0	148	10-41	3-12	9-12	14	16	30	6	7	0	9	25	32
M. Mahoney	18	0	121	7-28	1-6	16-22	7	7	14	8	4	1	11	18	31
C. Chambers	1	0	1	0-0	0-0	0-0	0	0	0	0	0	0	2	0	0
Totals	34		6725	971-2264	187-548	473-607	346	842	1188	594	263	153	517	624	2602

PER GAME:

PLAYER	G	GS	MP	FG	FGA	3P	3PA	FT	FTA	ORB	DRB	TOT	AST	STL	BLK	TOV	PF	PTS
K. Douglas	34	34	33.3	6.1	14.2	2.0	5.9	2.8	3.6	1.4	3.2	4.6	3.7	1.9	0.3	2.8	2.0	17.0
A. Jones	30	30	31.4	6.4	14.3	0.0	0.4	2.4	3.1	2.2	3.9	6.1	2.5	0.8	0.8	3.0	3.0	15.3
L. Whalen	34	34	30.6	4.6	9.8	0.5	2.5	3.6	4.6	1.0	3.8	4.8	5.0	2.1	0.1	2.2	2.5	13.4
N. Sales	26	25	29.3	4.7	12.1	0.9	2.7	2.8	3.2	1.3	2.8	4.0	3.2	1.4	0.4	2.2	2.3	13.1
M. Dydek	32	30	20.1	2.8	5.8	0.1	0.2	0.9	1.2	1.2	5.4	6.5	1.0	0.4	2.1	1.6	2.3	6.7
E. Maltsi	26	7	18.5	2.0	5.4	1.2	3.0	0.3	0.5	0.6	1.9	2.5	1.5	0.8	0.1	1.0	1.5	5.7
E. de Souza	32	2	12.2	2.0	3.7	0.0	0.0	0.3	0.7	1.2	1.9	3.0	0.4	0.2	0.9	1.1	1.7	4.3
K. Rasmussen	33	3	15.8	1.2	3.0	0.5	0.8	0.5	0.6	1.1	1.7	2.8	0.9	0.3	0.2	1.1	1.6	3.5
J. Carey	33	0	12.7	1.1	3.1	1.0	2.2	0.2	0.2	0.0	0.9	0.9	0.9	0.1	0.0	0.5	0.9	3.4
L. Willingham	28	5	11.4	0.7	1.9	0.0	0.1	0.6	0.9	1.0	1.8	2.8	0.4	0.3	0.2	0.7	1.6	2.1
K. Hairston	17	0	8.7	0.6	2.4	0.2	0.7	0.5	0.7	0.8	0.9	1.8	0.4	0.4	0.0	0.5	1.5	1.9
M. Mahoney	18	0	6.7	0.4	1.6	0.1	0.3	0.9	1.2	0.4	0.4	0.8	0.4	0.2	0.1	0.6	1.0	1.7
C. Chambers	1	0	1.0	0.0	0.0	0.0	0.0	0.0	0.0	0.0	0.0	0.0	0.0	0.0	0.0	2.0	0.0	0.0

2007 REGULAR SEASON STATS



GAME RECORDS:

RECORD	OVERALL	HOME	AWAY
ALL GAMES	18-16	8-9	10-7
EASTERN CONFERENCE	10-10	4-6	6-4
WESTERN CONFERENCE	8-6	4-3	4-3
CHICAGO SKY	3-1	1-1	2-0
DETROIT SHOCK	0-4	0-2	0-2
HOUSTON COMETS	2-0	1-0	1-0
INDIANA FEVER	4-0	2-0	2-0
LOS ANGELES SPARKS	1-1	0-1	1-0
MINNESOTA LYNX	1-1	1-0	0-1
NEW YORK LIBERTY	2-2	1-1	1-1
PHOENIX MERCURY	1-1	1-0	0-1
SACRAMENTO MONARCHS	1-1	0-1	1-0
SAN ANTONIO SILVER STARS	0-2	0-1	0-1
SEATTLE STORM	2-0	1-0	1-0
WASHINGTON MYSTICS	1-3	0-2	1-1

TEAM STATISTICS:

	Sun	Opponents
Points	2602	2517
Points per game	76.5	74.0
Scoring Margin	+2.5	
Field goals-FGA	971-2264	948-2253
Field goal PCT	42.9%	42.1%
Field goals made per game	28.6	27.9
3 point FG-3FGA	187-548	159-467
3 point FG PCT	34.1%	34.0%
3-point FG made per game	5.5	4.7
Free throws-FTA	473-607	462-607
Free throw PCT	77.9%	76.1%
Free throws made per game	13.9	13.6
Rebounds	1188	1147
Rebounds per game	34.9	33.7
Assists	594	568
Assists per game	17.5	16.7
Turnovers	517	506
Turnovers per game	15.2	14.9
Steals	263	234
Steals per game	7.7	6.9
Blocks	153	82
Blocks per game	4.5	2.4



2006 REGULAR SEASON RESULTS



DATE	OPP	SCORE	HIGH SCORER	HIGH REBOUNDS	OPP HIGH SCORER	OPP HIGH REBOUNDS
5.20	NYL	W, 91-74	Sales- 19	Sales- 10	Hammon- 20	Christon- 8
5.23	@MIN	W, 81-69	Douglas- 28	McWilliams-Franklin- 12	Augustus- 21	Hayden- 7
5.27	DET	L, 77-73	Douglas- 18	McWilliams-Franklin/ Douglas- 7	Smith- 23	Ford- 11
6.1	@CHR	W, 89-65	Sales- 18	Dydek- 15	Sutton-Brown- 13	Sam- 7
6.3	CHR	W, 89-71	Dydek- 17	McWilliams-Franklin- 15	Darling- 11	Sutton-Brown/Smith- 6
6.7	@NYL	W, 75-60	Douglas- 17	McWilliams-Franklin- 7	Schumacher- 14	Moore- 8
6.9	SEA	W, 85-81	Douglas- 18	Dydek- 12	Burse- 23	Burse- 14
6.11	WAS	W, 85-71	Douglas- 26	Douglas- 7	Beard- 29	Beard- 6
6.16	@PHO	L, 91-86	Douglas- 27	McWilliams-Franklin- 17	Taurasi- 35	Rasmussen- 14
6.17	@LAS	L, 82-70	Jones- 16	Sales/Jones- 5	Leslie- 32	Thomas- 11
6.20	@CHR	W, 99-66	Sales- 15	McWilliams-Franklin- 9	Sam- 15	Sam- 5
6.22	MIN	W, 79-62	Whalen/Dydek- 16	Jones- 11	Ohlde- 16	Ohlde- 7
6.23	@CHI	W, 84-79	Sales- 23	McWilliams-Franklin- 14	Perkins- 13	Dupree- 7
6.25	@WAS	L, 87-80	McWilliams-Franklin/ Sales/Jones- 15	McWilliams-Franklin- 11	Melvin- 25	Melvin- 10
6.27	HOU	W, 73-57	Sales- 19	Dydek- 13	Staley- 17	Snow- 12
6.30	DET	L, 70-64	Jones- 16	McWilliams-Franklin- 10	Smith- 21	Nolan/Ford- 8
7.1	@IND	W, 76-66	Douglas- 22	Whalen- 10	Catchings- 15	Catchings/Hoffman- 8
7.6	CHR	W, 76-71	Whalen- 20	Dydek- 9	Smith- 17	Sutton-Brown- 7
7.8	PHO	W, 82-77	Douglas- 22	McWilliams-Franklin- 12	Taurasi- 25	Miller- 10
7.15	@SAC	L, 69-63	McWilliams-Franklin- 13	McWilliams-Franklin- 10	Griffith- 21	Powell- 9
7.16	@SEA	W, 92-83	Douglas - 26	Dydek- 14	Jackson- 20	Burse- 13
7.20	CHI	W, 86-72	Douglas- 19	McWilliams-Franklin- 8	Perkins- 21	Ngoyisa- 6
7.22	@SAS	W, 79-61	Dydek- 18	McWilliams-Franklin- 10	Young-Malcom- 16	Mattera/Young-Malcom- 11
7.24	@NYL	W, 89-71	McWilliams-Franklin- 22	Dydek- 10	Kraayeveld- 22	Kraayeveld- 10
7.25	WAS	W, 86-73	Douglas- 28	McWilliams-Franklin- 12	Milton-Jones- 17	Melvin- 8
7.28	SAC	W, 75-68	Douglas- 19	McWilliams-Franklin- 14	Powell- 17	Brunson- 9
7.30	SAS	W, 72-65	Jones- 22	Dydek/Jones- 8	Young-Malcom- 15	Young-Malcom- 9
8.1	NYL	W, 66-52	Jones- 22	McWilliams-Franklin/ Dydek- 10	Moore- 16	Moore- 7
8.3	LAS	W, 72-63	McWilliams-Franklin- 22	Jones- 10	Leslie- 18	Leslie- 13
8.6	@HOU	W, 86-67	McWilliams-Franklin- 21	McWilliams-Franklin- 13	Swoopes- 21	Snow/Swoopes- 5
8.8	@CHI	W, 85-59	Douglas- 19	McWilliams-Franklin- 12	Ngoyisa- 11	Dupree- 10
8.9	@IND	W, 71-63	Jones- 21	McWilliams-Franklin- 14	Whitmore- 16	Catchings- 12
8.11	IND	L, 87-68	Sales- 17	McWilliams-Franklin- 5	DeForge- 20	Catchings/Hoffman- 7
8.13	DET	L, 88-65	McWilliams-Franklin- 13	McWilliams-Franklin/ Sales- 5	Nolan- 19	Ford- 12



2006 REGULAR SEASON STATS



TOTALS:

PLAYER	G	GS	MIN	FG-FGA	3FG-3FGA	FT-FTA	ORB	DRB	TOT	AST	STL	BLK	TOV	PF	PTS
K. Douglas	32	32	1003	179-404	73-173	94-112	38	83	121	79	62	4	73	48	525
N. Sales	22	20	609	109-254	32-80	36-50	21	61	82	60	26	6	29	43	286
T. McWilliams-Franklin	32	32	996	164-329	1-8	81-110	104	202	306	80	35	31	78	75	410
A. Jones	34	2	777	155-334	5-19	62-79	59	124	183	46	23	20	60	74	377
M. Dydek	34	34	743	125-253	1-4	69-84	35	171	206	40	21	85	50	73	320
L. Whalen	33	33	861	88-226	8-62	112-124	17	105	122	153	34	2	79	56	296
E. Phillips	34	13	615	57-145	24-70	44-50	20	53	73	80	29	2	38	38	182
J. Carey	24	0	286	22-58	14-40	5-5	1	15	16	32	7	0	17	24	63
M. Mahoney	31	1	351	26-85	7-29	17-19	15	51	66	24	7	1	25	38	76
L. Summerton	33	3	359	32-74	3-15	16-27	12	24	36	19	3	2	20	38	83
L. Willingham	29	0	209	25-53	6-10	7-13	20	35	55	17	5	0	15	23	63
B. Queenan	4	0	10	0-1	0-0	2-2	0	0	0	0	0	0	1	0	2
J. Brungo	4	0	7	0-0	0-0	0-0	0	0	0	0	0	0	1	0	0
A. Anderson	1	0	1	0-0	0-0	0-0	0	2	2	0	0	0	0	0	0
Totals	34		6825	982-2216	174-510	545-675	342	926	1268	630	252	153	515	530	2683

PER GAME:

PLAYER	G	GS	MP	FG	FGA	3P	3PA	FT	FTA	ORB	DRB	TOT	AST	STL	BLK	TOV	PF	PTS
K. Douglas	32	32	31.3	5.6	12.6	2.3	5.4	2.9	3.5	1.2	2.6	3.8	2.5	1.9	0.1	2.3	1.5	16.4
N. Sales	22	20	27.7	5.0	11.5	1.5	3.6	1.6	2.3	1.0	2.8	3.7	2.7	1.2	0.3	1.3	2.0	13.0
T. McWilliams-Franklin	32	32	31.1	5.1	10.3	0.0	0.3	2.5	3.4	3.3	6.3	9.6	2.5	1.1	1.0	2.4	2.3	12.8
A. Jones	34	2	22.9	4.6	9.8	0.1	0.6	1.8	2.3	1.7	3.6	5.4	1.4	0.7	0.6	1.8	2.2	11.1
M. Dydek	34	34	21.9	3.7	7.4	0.0	0.1	2.0	2.5	1.0	5.0	6.1	1.2	0.6	2.5	1.5	2.1	9.4
L. Whalen	33	33	26.1	2.7	6.8	0.2	1.9	3.4	3.8	0.5	3.2	3.7	4.6	1.0	0.1	2.4	1.7	9.0
E. Phillips	34	13	18.1	1.7	4.3	0.7	2.1	1.3	1.5	0.6	1.6	2.1	2.4	0.9	0.1	1.1	1.1	5.4
J. Carey	24	0	11.9	0.9	2.4	0.6	1.7	0.2	0.2	0.0	0.6	0.7	1.3	0.3	0.0	0.7	1.0	2.6
M. Mahoney	31	1	11.3	0.8	2.7	0.2	0.9	0.5	0.6	0.5	1.6	2.1	0.8	0.2	0.0	0.8	1.2	2.5
L. Summerton	33	3	10.9	1.0	2.2	0.1	0.5	0.5	0.8	0.4	0.7	1.1	0.6	0.1	0.1	0.6	1.2	2.5
L. Willingham	29	0	7.2	0.9	1.8	0.2	0.3	0.2	0.4	0.7	1.2	1.9	0.6	0.2	0.0	0.5	0.8	2.2
B. Queenan	4	0	2.5	0.0	0.3	0.0	0.0	0.5	0.5	0.0	0.0	0.0	0.0	0.0	0.0	0.3	0.0	0.5
J. Brungo	4	0	1.8	0.0	0.0	0.0	0.0	0.0	0.0	0.0	0.0	0.0	0.0	0.0	0.0	0.3	0.0	0.0
A. Anderson	1	0	1.0	0.0	0.0	0.0	0.0	0.0	0.0	0.0	2.0	2.0	0.0	0.0	0.0	0.0	0.0	0.0

2006 REGULAR SEASON STATS




GAME RECORDS:

RECORD	OVERALL	HOME	AWAY
ALL GAMES	26-8	14-3	12-5
EASTERN CONFERENCE	14-5	9-3	5-2
WESTERN CONFERENCE	12-3	5-0	7-3
CHARLOTTE STING	4-0	2-0	2-0
CHICAGO SKY	3-0	2-0	1-0
DETROIT SHOCK	0-3	0-2	0-1
HOUSTON COMETS	2-0	1-0	1-0
INDIANA FEVER	2-1	0-1	2-0
LOS ANGELES SPARKS	1-1	1-0	0-1
MINNESOTA LYNX	2-0	1-0	1-0
NEW YORK LIBERTY	4-0	2-0	2-0
PHOENIX MERCURY	1-1	1-0	0-1
SACRAMENTO MONARCHS	1-1	1-0	0-1
SAN ANTONIO SILVER STARS	2-0	1-0	1-0
SEATTLE STORM	2-0	1-0	1-0
WASHINGTON MYSTICS	2-1	2-0	0-1

TEAM STATISTICS:

	Sun	Opponents
Points	2683	2417
Points per game	78.9	71.1
Scoring Margin	+7.8	
Field goals-FGA	982-2216	948-2357
Field goal PCT	44.3%	40.2%
Field goals made per game	28.9	27.9
3 point FG-3FGA	174-510	163-508
3 point FG PCT	34.1%	32.1%
3-point FG made per game	5.1	4.8
Free throws-FTA	545-675	358-500
Free throw PCT	80.7%	71.6%
Free throws made per game	16.0	10.5
Rebounds	1268	1151
Rebounds per game	37.3	33.9
Assists	630	528
Assists per game	18.5	15.5
Turnovers	515	486
Turnovers per game	15.1	14.3
Steals	252	273
Steals per game	7.4	8.0
Blocks	153	103
Blocks per game	4.5	3.0





2005 REGULAR SEASON RESULTS



DATE	OPP	SCORE	HIGH SCORER	HIGH REBOUNDS	OPP HIGH SCORER	OPP HIGH REBOUNDS
5.21	@DET	L, 78-67	McWilliams-Franklin-25	McWilliams-Franklin-10	Braxton- 18	Nolan- 10
5.22	@WAS	W, 69-67	Douglas- 16	McWilliams-Franklin-6	Melvin- 15	Melvin- 7
5.28	PHO	W, 85-68	McWilliams-Franklin-25	McWilliams-Franklin-9	DeForge- 20	Pierson- 11
6.4	SAS	W, 80-69	Douglas/Dydek/ McWilliams-Franklin-15	Jones- 7	Thomas- 17	Palmer- 13
6.7	SEA	W, 81-69	Douglas- 20	Dydek- 14	Jackson- 20	Jackson- 6
6.10	@HOU	W, 77-57	Sales- 21	Dydek- 12	Swoopes- 15	Phillips- 8
6.11	@SAS	W, 78-69	McWilliams-Franklin-17	Douglas/ McWilliams-Franklin-9	Ferdinand-Harris- 16	Ferdinand-Harris- 6
6.18	DET	W, 73-63	Sales- 17	McWilliams-Franklin-10	Jones- 11	Walker- 10
6.20	@LAS	W, 90-70	Sales- 26	Dydek- 10	Holdsclaw- 23	Holdsclaw- 6
6.22	@SEA	L, 95-86	McWilliams-Franklin-21	Whalen/Dydek/ McWilliams-Franklin-5	Lennox- 29	Jackson- 17
6.24	@SAC	W, 61-50	McWilliams-Franklin-15	McWilliams-Franklin-14	Walker- 16	Griffith- 9
6.25	@PHO	W, 77-69	Sales- 22	Wyckoff- 9	Taurasi- 28	Wright- 7
6.28	SAC	W, 70-66	Sales- 19	McWilliams-Franklin-7	Walker/Griffith- 16	Walker- 12
6.30	MIN	W, 71-56	Sales- 18	McWilliams-Franklin-9	Smith- 11	Ohlde- 7
7.7	@NYL	L, 89-79	Whalen- 24	McWilliams-Franklin-8	Wauters- 23	Wauters- 8
7.13	@IND	L, 64-53	Sales- 15	Douglas- 7	Catchings- 18	Catchings- 9
7.15	HOU	W, 70-66	Sales- 22	Dydek- 7	Swoopes- 21	Snow- 12
7.17	@MIN	W, 72-53	Dydek- 17	Dydek- 8	Smith/Lassiter- 11	Ohlde/Hayden- 9
7.19	@CHR	W, 64-55	Douglas- 15	Dydek- 11	Feaster- 14	Sutton-Brown- 7
7.20	@DET	L, 66-57	Sales- 17	McWilliams-Franklin-11	Nolan/Jones- 14	Ford- 12
7.22	CHR	W, 73-63	Sales- 21	Sales- 8	Staley- 15	Sutton-Brown- 11
7.26	IND	W, 68-55	Sales- 19	Dydek- 12	Bevilaqua- 19	Catchings- 10
7.28	NYL	W, 73-70	Sales- 21	Douglas/Jones/ McWilliams-Franklin-6	Wauters- 19	Wauters- 13
7.30	DET	L, 75-66	Dydek- 16	Dydek- 9	Nolan- 19	Ford- 13
8.2	@NYL	W, 72-65	McWilliams-Franklin-19	McWilliams-Franklin-7	Hammon- 17	Baranova- 10
8.6	@IND	W, 74-65	Sales- 26	McWilliams-Franklin-12	Catchings- 17	Catchings- 13
8.9	LAS	W, 64-51	Douglas- 22	Douglas- 8	Leslie- 20	Leslie- 14
8.11	@WAS	W, 80-65	Sales- 20	McWilliams-Franklin-10	Beard- 18	Smith- 7
8.14	WAS	W, 80-77	Sales- 17	McWilliams-Franklin-7	Smith- 17	Smith- 9
8.18	CHR	W, 84-70	Whalen- 28	McWilliams-Franklin-11	Smith- 15	Sutton-Brown- 6
8.20	NYL	L, 64-58	Whalen- 22	McWilliams-Franklin-11	Kraayeveld- 14	Baranova- 18
8.23	IND	L, 69-63	McWilliams-Franklin-16	McWilliams-Franklin-4	Catchings- 18	Catchings- 6
8.26	WAS	W, 81-47	Sales- 20	Dydek- 11	Milton-Jones- 11	Milton-Jones- 11
8.27	@CHR	W, 78-69	Jones- 22	Dydek/Jones- 9	Sam- 21	Sutton-Brown- 7

2005 REGULAR SEASON STATS



TOTALS:

PLAYER	G	GS	MIN	FG-FGA	3FG-3FGA	FT-FTA	ORB	DRB	TOT	AST	STL	BLK	TOV	PF	PTS
N. Sales	34	34	1074	201-482	49-116	81-108	36	88	124	74	61	10	64	96	532
T. McWilliams-Franklin	34	34	1083	180-364	4-18	107-136	78	170	248	65	37	25	59	80	471
L. Whalen	34	34	1047	135-290	16-46	125-156	29	99	128	172	42	2	89	90	411
K. Douglas	32	32	998	119-288	31-110	82-106	45	85	130	94	48	4	54	57	351
A. Jones	33	4	705	133-275	2-5	33-56	54	67	121	40	10	7	51	70	301
M. Dydek	31	30	671	87-162	1-2	50-65	27	168	195	38	8	71	47	62	225
B. Wyckoff	34	1	596	35-88	22-52	13-20	25	70	95	35	13	9	28	82	105
L. Willingham	18	0	91	7-17	0-0	10-20	10	7	17	3	2	0	14	16	24
J. Carey	15	0	85	7-19	4-13	0-0	2	4	6	7	2	0	4	9	18
L. Summerton	11	0	43	3-9	0-0	4-5	5	5	10	3	2	0	4	11	10
J. Derevjanik	34	1	359	8-22	1-7	7-16	10	20	30	40	11	2	26	47	24
J. Brungo	12	0	48	1-9	0-4	0-0	1	5	6	2	0	0	2	4	2
Totals	34		6800	916-2025	130-373	512-688	322	788	1110	573	236	130	452	624	2474

PER GAME:

PLAYER	G	GS	MP	FG	FGA	3P	3PA	FT	FTA	ORB	DRB	TOT	AST	STL	BLK	TOV	PF	PTS
N. Sales	34	34	31.6	5.9	14.2	1.4	3.4	2.4	3.2	1.1	2.6	3.6	2.2	1.8	0.3	1.9	2.8	15.6
T. McWilliams-Franklin	34	34	31.9	5.3	10.7	0.1	0.5	3.1	4.0	2.3	5.0	7.3	1.9	1.1	0.7	1.7	2.4	13.9
L. Whalen	34	34	30.8	4.0	8.5	0.5	1.4	3.7	4.6	0.9	2.9	3.8	5.1	1.2	0.1	2.6	2.6	12.1
K. Douglas	32	32	31.2	3.7	9.0	1.0	3.4	2.6	5.6	1.4	2.7	4.1	2.9	1.5	0.1	1.7	1.8	11.0
A. Jones	33	4	21.4	4.0	8.3	0.1	0.2	1.0	1.7	1.6	2.0	3.7	1.2	0.3	0.2	1.5	2.1	9.1
M. Dydek	31	30	21.6	2.8	5.2	0.0	0.1	1.6	2.1	0.9	5.4	6.3	1.2	0.3	2.3	1.5	2.0	7.3
B. Wyckoff	34	1	17.5	1.0	2.6	0.6	1.5	0.4	0.6	0.7	2.1	2.8	1.0	0.4	0.3	0.8	2.4	3.1
L. Willingham	18	0	5.1	0.4	0.9	0.0	0.0	0.6	1.1	0.6	0.4	0.9	0.2	0.1	0.0	0.8	0.9	1.3
J. Carey	15	0	5.7	0.5	1.3	0.3	0.9	0.0	0.0	0.1	0.3	0.4	0.5	0.1	0.0	0.3	0.6	1.2
L. Summerton	11	0	3.9	0.3	0.8	0.0	0.0	0.4	0.5	0.5	0.5	0.9	0.3	0.2	0.0	0.4	1.0	0.9
J. Derevjanik	34	1	10.6	0.2	0.6	0.0	0.2	0.2	0.5	0.3	0.6	0.9	1.2	0.3	0.1	0.8	1.4	0.7
J. Brungo	12	0	4.0	0.1	0.8	0.0	0.3	0.0	0.0	0.1	0.4	0.5	0.2	0.0	0.0	0.2	0.3	0.2

2005 REGULAR SEASON STATS



GAME RECORDS:

RECORD	OVERALL	HOME	AWAY
ALL GAMES	26-8	14-3	12-5
EASTERN CONFERENCE	15-7	7-3	8-4
WESTERN CONFERENCE	11-1	7-0	4-1
CHARLOTTE STING	4-0	2-0	2-0
DETROIT SHOCK	1-3	1-1	0-2
HOUSTON COMETS	2-0	1-0	1-0
INDIANA FEVER	2-2	1-1	1-1
LOS ANGELES SPARKS	2-0	1-0	1-0
MINNESOTA LYNX	2-0	1-0	1-0
NEW YORK LIBERTY	2-2	1-1	1-1
PHOENIX MERCURY	2-0	1-0	1-0
SACRAMENTO MONARCHS	2-0	1-0	1-0
SAN ANTONIO SILVER STARS	2-0	1-0	1-0
SEATTLE STORM	1-1	1-0	0-1
WASHINGTON MYSTICS	4-0	2-0	2-0

TEAM STATISTICS:

	Sun	Opponents
Points	2474	2244
Points per game	72.8	66.0
Scoring Margin	+6.8	
Field goals-FGA	916-2025	835-2100
Field goal PCT	45.2%	39.8%
Field goals made per game	26.9	24.6
3 point FG-3FGA	130-373	122-400
3 point FG PCT	34.9%	30.5%
3-point FG made per game	3.8	3.6
Free throws-FTA	512-688	452-599
Free throw PCT	74.4%	75.5%
Free throws made per game	15.1	13.3
Rebounds	1110	1078
Rebounds per game	32.6	31.7
Assists	573	495
Assists per game	16.9	14.6
Turnovers	452	442
Turnovers per game	13.3	13.0
Steals	236	258
Steals per game	6.9	7.6
Blocks	130	79
Blocks per game	3.8	2.3





2004 REGULAR SEASON RESULTS



DATE	OPP	SCORE	HIGH SCORER	HIGH REBOUNDS	OPP HIGH SCORER	OPP HIGH REBOUNDS
5.22	PHO	L, 65-58	McWilliams-Franklin- 14	Palmer- 10	Taurasi- 26	Taylor/DeForge- 7
5.25	HOU	L, 68-57	Douglas- 21	Douglas/Palmer- 8	Swoopes/Thompson- 17	Thompson/Snow- 8
5.27	LAS	W, 82-73	Douglas- 25	McWilliams-Franklin- 9	Mabika- 21	Milton-Jones/Leslie- 5
6.3	CHR	W, 71-62	Sales- 20	McWilliams-Franklin/ Douglas/Palmer- 7	Mazzante- 15	Lewis- 5
6.4	@WAS	W, 72-63	Palmer- 21	Palmer- 10	Holdsclaw- 25	Holdsclaw/Dales- 7
6.6	DET	L, 74-73	McWilliams-Franklin- 17	McWilliams-Franklin- 7	Cash- 20	Ford- 12
6.9	@PHO	L, 75-59	Sales- 23	Jones- 5	Taurasi- 17	Pierson- 10
6.11	@SEA	L, 68-63	Douglas/Jones- 13	McWilliams-Franklin- 10	Jackson- 22	Sam- 12
6.12	@SAC	W, 83-76	Sales- 22	McWilliams-Franklin- 11	Smith- 15	Griffith- 5
6.14	@LAS	L, 76-74	Sales- 19	McWilliams-Franklin/ Palmer/Jones- 5	Teasley- 17	Leslie- 14
6.18	CHR	L, 63-58	Sales- 19	Palmer- 10	Feaster- 14	Sutton-Brown- 11
6.20	WAS	W, 75-65	McWilliams-Franklin- 19	McWilliams-Franklin- 8	Holdsclaw- 20	Holdsclaw- 8
6.22	@IND	W, 63-58	McWilliams-Franklin- 18	McWilliams-Franklin- 14	Catchings- 19	Catchings- 6
6.25	DET	W, 71-67	Sales- 22	McWilliams-Franklin/ Sales- 10	Cash- 22	Cash/Riley- 8
6.27	@DET	W, 74-72	Sales- 19	McWilliams-Franklin/ Douglas- 8	Cash- 20	Ford- 10
6.30	WAS	W, 78-69	McWilliams-Franklin/ Palmer/Sales- 13	Jones- 10	Holdsclaw- 21	Page- 8
7.6	IND	W, 79-77	Sales- 21	McWilliams-Franklin/ Palmer- 5	Catchings- 24	Williams- 15
7.9	SAC	L, 85-70	McWilliams-Franklin- 18	Palmer- 8	Lawson- 21	Walker- 8
7.11	@IND	W, 65-61	Whalen- 13	Palmer- 6	Catchings- 20	Williams- 7
7.14	@MIN	L, 66-63	Whalen- 18	McWilliams-Franklin- 14	Ohlde- 21	Ohlde- 11
7.15	@SAS	L, 78-67	McWilliams-Franklin-22	McWilliams-Franklin- 6	Thomas- 23	Goodson/Dydek- 10
7.17	@HOU	L, 72-56	Sales- 19	Sales- 7	Thompson- 18	Thompson- 7
7.21	@DET	W, 78-68	McWilliams-Franklin- 17	Palmer- 11	Nolan- 20	Ford- 12
7.22	MIN	L, 68-52	Palmer- 10	Whalen/Palmer/ Willingham- 6	Smith- 27	Williams- 10
7.24	SAS	W, 69-55	Sales- 26	Jones- 9	Johnson- 15	Dydek- 5
7.30	@WAS	L, 69-68	Sales- 23	Whalen- 7	Beard- 14	Sanford- 10
7.31	@NYL	L, 80-66	Sales- 18	McWilliams-Franklin- 7	Hammon- 24	Baranova- 13
9.1	@CHR	L, 62-55	Whalen- 14	McWilliams-Franklin- 8	Staley- 12	Sutton-Brown/Smith- 7
9.3	NYL	W, 61-43	Douglas- 13	McWilliams-Franklin- 6	Baranova- 9	Baranova- 9
9.10	@NYL	W, 77-66	Whalen- 21	McWilliams-Franklin- 7	Hammon- 17	Baranova- 9
9.12	SEA	W, 71-64	Douglas- 21	McWilliams-Franklin- 10	Jackson- 24	Jackson/Bird- 5
9.15	@CHR	W, 81-67	Sales- 28	McWilliams-Franklin- 10	Sutton-Brown- 22	Sutton-Brown- 5
9.17	NYL	L, 69-66	Whalen- 16	Sales- 8	Robinson- 22	Hammon/Baranova/ Donaphin- 4
9.19	IND	W, 80-60	Jones- 16	McWilliams-Franklin-8	Catchings- 30	Catchings- 9

2004 REGULAR SEASON STATS



TOTALS:

PLAYER	G	GS	MIN	FG-FGA	3FG-3FGA	FT-FTA	ORB	DRB	TOT	AST	STL	BLK	TOV	PF	PTS
N. Sales	34	34	1096	210-486	41-129	56-77	33	102	135	97	75	8	76	98	517
T. McWilliams-Franklin	34	34	1133	168-352	0-12	77-128	83	161	244	63	48	45	73	96	413
K. Douglas	34	34	1120	125-321	53-123	61-77	33	99	132	90	50	13	52	73	364
W. Palmer	33	33	786	108-253	13-41	68-85	47	135	182	30	23	5	40	77	297
L. Whalen	31	30	946	83-183	20-57	89-122	21	69	90	148	39	0	94	72	275
A. Jones	34	1	699	96-239	2-6	41-48	51	67	118	39	20	18	53	82	235
L. Willingham	23	0	175	24-38	0-1	20-26	22	21	43	7	8	2	12	16	68
C. Futrell	20	0	144	11-38	7-17	13-16	7	12	19	10	5	1	7	20	42
D. Black	31	4	347	25-56	0-1	3-4	13	23	36	47	19	0	15	35	55
J. Brungo	33	0	314	18-59	10-38	4-5	10	27	37	27	4	4	12	21	50
J. Derevjanik	23	0	140	7-26	3-12	2-2	1	8	9	14	8	0	10	20	19
Totals	34		6900	876-2051	149-467	434-590	321	724	1045	572	299	96	462	610	2335

PER GAME:

PLAYER	G	GS	MP	FG	FGA	3P	3PA	FT	FTA	ORB	DRB	TOT	AST	STL	BLK	TOV	PF	PTS
N. Sales	34	34	32.2	6.2	14.3	1.2	3.8	1.6	2.3	1.0	3.0	4.0	2.9	2.2	0.2	2.2	2.9	15.2
T. McWilliams-Franklin	34	34	33.3	4.9	10.4	0.0	0.4	2.3	3.8	2.4	4.7	7.2	1.9	1.4	1.3	2.1	2.8	12.1
K. Douglas	34	34	32.9	3.7	9.4	1.6	4.5	1.8	2.3	1.0	2.9	3.9	2.6	1.5	0.4	1.5	2.1	10.7
W. Palmer	33	33	23.8	3.3	7.7	0.4	1.2	2.1	2.6	1.4	4.1	5.5	0.9	0.7	0.2	1.2	2.3	9.0
L. Whalen	31	30	30.5	2.7	5.9	0.6	1.8	2.9	3.9	0.7	2.2	2.9	4.8	1.3	0.0	3.0	2.3	8.9
A. Jones	34	1	20.6	2.8	7.0	0.1	0.2	1.2	1.4	1.5	2.0	3.5	1.1	0.6	0.5	1.6	2.4	6.9
L. Willingham	23	0	7.6	1.0	1.7	0.0	0.0	0.9	1.1	1.0	0.9	1.9	0.3	0.3	0.1	0.5	0.7	3.0
C. Futrell	20	0	7.2	0.6	1.9	0.4	0.9	0.7	0.8	0.4	0.6	1.0	0.5	0.3	0.1	0.4	1.0	2.1
D. Black	31	4	11.2	0.8	1.8	0.0	0.0	0.1	0.1	0.4	0.7	1.2	1.5	0.6	0.0	0.5	1.1	1.8
J. Brungo	33	0	9.5	0.5	1.8	0.3	1.2	0.1	0.2	0.3	0.8	1.1	0.8	0.1	0.1	0.4	0.6	1.5
J. Derevjanik	23	0	6.1	0.3	1.1	0.1	0.5	0.1	0.1	0.0	0.3	0.4	0.6	0.3	0.0	0.4	0.9	0.8

2004 REGULAR SEASON STATS



GAME RECORDS:

RECORD	OVERALL	HOME	AWAY
ALL GAMES	18-16	10-7	8-9
EASTERN CONFERENCE	14-8	7-4	7-4
WESTERN CONFERENCE	4-8	3-3	1-5
CHARLOTTE STING	2-2	1-1	1-1
DETROIT SHOCK	3-1	1-1	2-0
HOUSTON COMETS	0-2	0-1	0-1
INDIANA FEVER	4-0	2-0	2-0
LOS ANGELES SPARKS	1-1	1-0	0-1
MINNESOTA LYNX	0-2	0-1	0-1
NEW YORK LIBERTY	2-2	1-1	1-1
PHOENIX MERCURY	0-2	0-1	0-1
SACRAMENTO MONARCHS	1-1	0-1	1-0
SAN ANTONIO SILVER STARS	1-1	1-0	0-1
SEATTLE STORM	1-1	1-0	0-1
WASHINGTON MYSTICS	3-1	2-0	1-1

TEAM STATISTICS:

	Sun	Opponents
Points	2335	2304
Points per game	68.7	67.8
Scoring Margin	+0.9	
Field goals-FGA	876-2051	858-1996
Field goal PCT	42.7%	43.0%
Field goals made per game	25.8	25.2
3 point FG-3FGA	149-467	145-384
3 point FG PCT	31.9%	37.8%
3-point FG made per game	4.4	4.3
Free throws-FTA	434-590	443-599
Free throw PCT	73.6%	74.0%
Free throws made per game	12.8	13.0
Rebounds	1045	1060
Rebounds per game	30.7	31.2
Assists	572	565
Assists per game	16.8	16.6
Turnovers	462	491
Turnovers per game	13.6	14.4
Steals	299	239
Steals per game	8.8	7.0
Blocks	96	113
Blocks per game	2.8	3.3



2003 REGULAR SEASON RESULTS



DATE	OPP	SCORE	HIGH SCORER	HIGH REBOUNDS	OPP HIGH SCORER	OPP HIGH REBOUNDS
5.24	LAS	L, 82-73	Douglas/S. Johnson/ Sales- 16	Sales- 10	Mabika- 19	Leslie- 10
5.30	@HOU	W, 91-83	Johnson- 31	S. Johnson- 8	Cooper- 22	Snow- 13
6.1	@SAS	W, 83-64	Sales- 22	McWilliams-Franklin- 10	Dydek/Randall- 14	Dydek- 12
6.5	@DET	L, 103-89	S. Johnson- 24	Johnson/Wyckoff/ McWilliams-Franklin- 4	Cash- 23	Ford- 12
6.7	HOU	W, 65-58	S. Johnson- 21	Sales- 7	Thompson- 25	Thompson- 10
6.13	WAS	W, 84-70	S. Johnson- 24	Sales- 10	Miller- 17	Page- 11
6.14	@CLE	L, 84-56	A. Johnson- 12	Wyckoff- 6	Taylor/Jackson- 18	Melvin- 8
6.18	CLE	W, 70-57	Sales- 14	McWilliams-Franklin- 10	Thomas- 18	Thomas- 13
6.20	@IND	L, 84-74	Sales- 26	McWilliams-Franklin/ Sales- 10	Brown- 22	Williams- 11
6.22	DET	L, 82-73	McWilliams-Franklin- 28	Wyckoff- 12	Cash- 22	Ford- 21
6.24	@WAS	W, 65-63	S. Johnson/Douglas- 18	McWilliams-Franklin- 6	Miller- 13	Page- 12
6.26	IND	L, 94-90	Douglas- 25	McWilliams-Franklin- 8	Catchings- 25	Catchings- 16
6.28	@CHR	L, 69-55	S. Johnson- 17	S. Johnson- 7	Stinson- 15	Stinson/Enis/Miller- 9
7.1	@NYL	L, 90-64	Sales- 26	McWilliams-Franklin- 6	Robinson- 22	Phillips- 7
7.2	CLE	W, 64-57	Douglas- 23	Wyckoff- 9	Melvin- 17	Melvin- 10
7.4	SAC	W, 69-67	Sales- 22	Douglas/Wyckoff- 9	Griffith- 15	Griffith- 10
7.6	NYL	W, 62-58	McWilliams-Franklin- 21	McWilliams-Franklin- 9	Phillips- 18	Phillips- 10
7.8	@DET	L, 66-50	Sales- 15	Douglas/Palmer- 7	Cash- 13	Cash/Nolan/Walker- 7
7.10	@MIN	L, 83-75	Wyckoff/Palmer- 17	McWilliams-Franklin- 7	Smith- 34	Williams- 12
7.17	SEA	L, 67-65	McWilliams-Franklin- 19	McWilliams-Franklin- 12	Jackson- 20	Edwards- 9
7.19	@PHO	W, 75-67	Douglas- 16	McWilliams-Franklin- 11	DeForge- 18	Williams-Strong- 7
7.20	@LAS	W, 76-73	Sales- 17	McWilliams-Franklin- 8	Mabika- 23	Milton-Jones- 7
7.23	MIN	W, 84-70	S. Johnson- 20	McWilliams-Franklin- 8	Smith- 20	Adams- 10
7.26	CHR	W, 74-70	Sales- 23	McWilliams-Franklin- 7	Sutton-Brown- 21	Sutton-Brown- 7
8.1	WAS	L, 48-45	S. Johnson- 18	McWilliams-Franklin- 8	Jones- 14	Jones- 12
8.3	IND	W, 66-55	Sales- 18	McWilliams-Franklin- 7	Catchings- 14	Catchings- 11
8.5	DET	L, 78-61	Douglas- 14	Douglas- 6	Cash- 20	Ford- 12
8.9	@CHR	L, 69-68	Sales- 29	McWilliams-Franklin- 8	Stinson- 19	Stinson- 8
8.12	NYL	L, 74-73	Sales- 31	McWilliams-Franklin- 7	Robinson- 21	Phillips- 9
8.16	@NYL	W, 84-71	Sales- 22	Douglas/Palmer- 6	Johnson- 19	Phillips- 6
8.19	@CLE	L, 69-52	S. Johnson- 11	Wyckoff- 8	Taylor- 20	Thomas- 12
8.22	CHR	W, 63-55	Douglas- 21	Sales- 7	Enis- 17	Brown- 8
8.23	@WAS	W, 74-67	Douglas- 28	McWilliams-Franklin/ Sales- 8	Holdsclaw- 24	Holdsclaw- 8
8.25	@IND	W, 72-62	McWilliams-Franklin- 17	McWilliams-Franklin/ Wyckoff- 5	Williams/Catchings- 20	Williams- 10

2003 REGULAR SEASON STATS



TOTALS:

PLAYER	G	GS	MIN	FG-FGA	3FG-3FGA	FT-FTA	ORB	DRB	TOT	AST	STL	BLK	TOV	PF	PTS
N. Sales	34	34	1106	194-468	44-114	116-144	27	118	145	92	46	13	73	107	548
S. Johnson	34	34	1107	138-319	19-73	125-171	39	95	134	196	44	3	107	77	420
K. Douglas	28	27	843	120-274	47-123	49-68	33	73	106	56	31	11	28	38	336
T. McWilliams-Franklin	34	34	983	133-301	12-43	76-102	78	149	227	49	43	33	54	103	354
A. Johnson	34	5	584	69-195	17-49	18-24	23	35	58	18	17	1	21	36	173
W. Palmer	32	1	433	58-147	10-46	23-28	29	77	106	16	11	3	35	62	149
B. Wyckoff	34	22	755	55-142	20-70	26-36	48	98	146	35	33	19	39	109	156
J. Hicks	27	0	253	37-80	0-0	24-25	23	25	48	6	11	9	26	47	98
R. Lobo	25	13	297	25-88	7-28	2-9	9	43	52	5	6	15	14	33	59
C. Coleman	20	0	141	11-20	0-0	14-30	8	14	22	1	8	2	13	18	36
D. Black	34	0	373	24-68	1-3	6-9	16	35	51	46	20	2	18	33	55
Totals	34		6875	864-2102	177-549	479-646	333	762	1095	520	270	111	434	663	2384

PER GAME:

PLAYER	G	GS	MP	FG	FGA	3P	3PA	FT	FTA	ORB	DRB	TOT	AST	STL	BLK	TOV	PF	PTS
N. Sales	34	34	32.5	5.7	13.8	1.3	3.4	3.4	4.2	0.8	3.5	4.3	2.7	1.4	0.4	2.1	3.1	16.1
S. Johnson	34	34	32.6	4.1	9.4	0.6	2.1	3.7	5.0	1.1	2.8	3.9	5.8	1.3	0.1	3.1	2.3	12.4
K. Douglas	28	27	30.1	4.3	9.8	1.7	4.4	1.8	2.4	1.2	2.6	3.8	2.0	1.1	0.4	1.0	1.4	12.0
T. McWilliams-Franklin	34	34	28.9	3.9	8.9	0.4	1.3	2.2	3.0	2.3	4.4	6.7	1.4	1.3	1.0	1.6	3.0	10.4
A. Johnson	34	5	17.2	2.0	5.7	0.5	1.4	0.5	0.7	0.7	1.0	1.7	0.5	0.5	0.0	0.6	1.1	5.1
W. Palmer	32	1	13.5	1.8	4.6	0.3	1.4	0.7	0.9	0.9	2.4	3.3	0.5	0.3	0.1	1.1	1.9	4.7
B. Wyckoff	34	22	22.2	1.6	4.2	0.6	2.1	0.8	1.1	1.4	2.9	4.3	1.0	1.0	0.6	1.1	3.2	4.6
J. Hicks	27	0	9.4	1.4	3.0	0.0	0.0	0.9	0.9	0.9	0.9	1.8	0.2	0.4	0.3	1.0	1.7	3.6
R. Lobo	25	13	11.9	1.0	3.5	0.3	1.1	0.1	0.4	0.4	1.7	2.1	0.2	0.2	0.6	0.6	1.3	2.4
C. Coleman	20	0	7.1	0.6	1.0	0.0	0.0	0.7	1.5	0.4	0.7	1.1	0.1	0.4	0.1	0.7	0.9	1.8
D. Black	34	0	11.0	0.7	2.0	0.0	0.1	0.2	0.3	0.5	1.0	1.5	1.4	0.6	0.1	0.5	1.0	1.6

2003 REGULAR SEASON STATS



GAME RECORDS:

RECORD	OVERALL	HOME	AWAY
ALL GAMES	18-16	10-7	8-9
EASTERN CONFERENCE	11-13	7-5	4-8
WESTERN CONFERENCE	7-3	3-2	4-1
CHARLOTTE STING	2-2	2-0	0-2
CLEVELAND ROCKERS	2-2	2-0	0-2
DETROIT SHOCK	0-4	0-2	0-2
HOUSTON COMETS	2-0	1-0	1-0
INDIANA FEVER	2-2	1-1	1-1
LOS ANGELES SPARKS	1-1	0-1	1-0
MINNESOTA LYNX	1-1	1-0	0-1
NEW YORK LIBERTY	2-2	1-1	1-1
PHOENIX MERCURY	1-0	0-0	1-0
SACRAMENTO MONARCHS	1-0	1-0	0-0
SAN ANTONIO STARS	1-0	0-0	1-0
SEATTLE STORM	0-1	0-1	0-0
WASHINGTON MYSTICS	3-1	1-1	2-0

TEAM STATISTICS:

	Sun	Opponents
Points	2384	2409
Points per game	70.1	70.9
Scoring Margin		+0.8
Field goals-FGA	864-2102	864-2104
Field goal PCT	41.1%	41.1%
Field goals made per game	25.4	25.4
3 point FG-3FGA	177-549	172-536
3 point FG PCT	32.2%	32.1%
3-point FG made per game	5.2	5.1
Free throws-FTA	479-646	509-673
Free throw PCT	74.1%	75.6%
Free throws made per game	14.1	15.0
Rebounds	1095	1178
Rebounds per game	32.2	34.6
Assists	520	553
Assists per game	15.3	16.3
Turnovers	434	476
Turnovers per game	12.8	14.0
Steals	270	252
Steals per game	7.9	7.4
Blocks	111	88
Blocks per game	3.3	2.6





2002 REGULAR SEASON RESULTS



DATE	OPP	SCORE	HIGH SCORER	HIGH REBOUNDS	OPP HIGH SCORER	OPP HIGH REBOUNDS
5.30	DET	W, 80-66	Sales/S. Johnson- 22	McWilliams-Franklin- 6	Cash- 16	Ndiaye-Diatta- 7
6.1	@WAS	L, 93-82	S. Johnson- 22	McWilliams-Franklin- 7	Dales- 23	Holdsclaw- 14
6.4	@MIA	W, 71-69	Sales- 16	Douglas- 10	Johns Kimbrough- 16	Sam- 9
6.8	CLE	W, 103-99	S. Johnson- 35	S. Johnson- 6	Melvin- 23	Jones- 8
6.11	IND	L, 75-69	Sales- 16	Douglas/Hicks- 5	Catchings/McCray- 20	Scott- 8
6.15	MIA	L, 69-65	S. Johnson- 16	Hicks- 7	Sam- 17	Johns Kimbrough- 7
6.18	@NYL	W, 71-62	S. Johnson- 25	S. Johnson- 8	Robinson- 19	Phillips- 7
6.19	@CLE	W, 66-62	Sales- 18	McWilliams-Franklin- 9	Jones- 14	Jones- 7
6.21	@DET	W, 80-59	Sales- 24	Sales- 7	Cash- 20	Palmer/Walker- 9
6.23	NYL	W, 77-65	Sales- 29	S. Johnson- 9	Phillips- 16	Phillips/Whitmore- 8
6.26	@POR	L, 64-57	S. Johnson- 18	Machanguana- 7	Figgs- 16	Walker- 14
6.27	@SEA	L, 73-71	Sales- 15	McWilliams-Franklin- 7	Marciniak- 18	Vodichkova- 5
6.29	@MIN	L, 67-59	Douglas- 16	McWilliams-Franklin- 6	Smith- 25	Abrosimova- 10
7.3	IND	W, 79-71	S. Johnson- 15	Wyckoff/Machanguana- 7	Catchings- 24	Scott- 9
7.6	PHO	W, 72-70	Douglas- 19	Douglas- 9	Grubin- 23	Gillom- 5
7.8	WAS	L, 63-51	Sales- 12	Douglas- 6	Miller- 17	Bullett- 9
7.12	CHR	L, 72-67	S. Johnson- 23	Palmer/S. Johnson/ Sales- 5	Feaster- 19	Miller- 7
7.13	@MIA	L, 70-56	S. Johnson- 15	Machanguana- 5	Lennox- 24	Sam- 6
7.17	@CHR	L, 89-62	Palmer- 15	S. Johnson/Douglas- 8	Sutton-Brown- 22	Sutton-Brown- 6
7.19	UTA	W, 84-73	S. Johnson- 21	Palmer- 6	Dydek- 18	Dydek/Williams- 8
7.21	@SAC	L, 62-60	S. Johnson- 21	S. Johnson- 7	Smith- 16	Smith- 13
7.22	@LAS	L, 92-84	Sales/S. Johnson- 22	S. Johnson- 7	Leslie- 24	Leslie- 21
7.25	SEA	L, 79-76	S. Johnson- 17	S. Johnson- 6	Jackson- 27	Edwards- 9
7.28	@CLE	W, 76-70	Douglas- 16	Palmer- 8	Wauters/Melvin- 16	Wauters/Jones- 9
7.30	@WAS	W, 70-55	Sales- 25	Palmer- 8	Holdsclaw- 18	Holdsclaw- 11
8.1	CHR	W, 65-63	S. Johnson- 16	S. Johnson- 8	Feaster- 14	Feaster- 6
8.3	@HOU	L, 69-62	Douglas- 18	Wyckoff- 8	Swoopes- 25	Henning- 9
8.4	POR	W, 63-61	S. Johnson- 18	Douglas- 7	Burras- 16	Walker- 8
8.7	@IND	L, 70-63	Douglas/Palmer/ Sales- 15	Douglas- 12	Catchings- 32	Washington- 11
8.8	SAC	L, 82-72	Palmer- 17	Palmer- 8	Holland-Corn- 20	Griffith- 10
8.11	DET	W, 71-58	Sales- 19	Palmer- 9	Powell- 15	Powell- 8
8.13	NYL	W, 70-63	S. Johnson- 14	Sales- 8	Whitmore/Phillips- 20	Phillips- 10

2002 REGULAR SEASON STATS



TOTALS:

PLAYER	G	GS	MIN	FG-FGA	3FG-3FGA	FT-FTA	ORB	DRB	TOT	AST	STL	BLK	TOV	PF	PTS
S. Johnson	31	31	1110	157-389	21-77	164-214	49	80	129	163	51	7	98	78	499
N. Sales	32	32	1042	155-376	37-115	84-106	36	84	120	60	60	7	71	97	431
W. Palmer	16	16	501	65-148	23-60	27-39	20	73	93	21	22	6	23	46	180
T. McWilliams-Franklin	13	12	383	41-82	1-3	27-31	21	42	63	13	19	14	22	40	110
K. Douglas	32	30	830	92-205	29-79	58-67	41	94	135	53	49	13	42	66	271
J. Hicks	31	6	471	73-153	0-0	44-63	60	42	102	23	19	25	51	77	190
E. Powell	15	1	308	35-99	2-11	16-26	7	25	32	30	20	4	30	31	88
A. Johnson	32	2	602	68-181	18-61	12-17	14	32	46	22	15	2	26	40	166
C. Machanguana	29	25	428	61-114	0-0	16-25	26	38	64	17	12	4	33	61	138
C. dos Santos	26	0	260	26-53	0-1	36-46	15	20	35	10	4	13	20	48	88
B. Wyckoff	32	5	514	31-95	14-50	5-7	28	62	90	32	19	18	30	71	81
C. McGhee	2	0	4	2-4	0-0	1-1	1	0	1	0	0	0	0	0	5
T. McCain	16	0	51	2-10	0-4	3-4	1	2	3	2	3	0	3	9	7
D. Cunningham	6	0	21	0-5	0-0	0-0	1	1	2	0	2	0	1	5	0
Totals	32		6525	808-1914	145-461	493-646	320	595	915	446	295	113	456	669	2254

PER GAME:

PLAYER	G	GS	MP	FG	FGA	3P	3PA	FT	FTA	ORB	DRB	TOT	AST	STL	BLK	TOV	PF	PTS
S. Johnson	31	31	35.8	5.1	12.5	0.7	2.5	5.3	6.9	1.6	2.6	4.2	5.3	1.6	0.2	3.2	2.5	16.1
N. Sales	32	32	32.6	4.8	11.8	1.2	3.6	2.6	3.3	1.1	2.6	3.8	1.9	1.9	0.2	2.2	3.0	13.5
W. Palmer	16	16	31.3	4.1	9.3	1.4	3.8	1.7	2.4	1.3	4.6	5.8	1.3	1.4	0.4	1.4	2.9	11.3
T. McWilliams-Franklin	13	12	29.5	3.2	6.3	0.1	0.2	2.1	2.4	1.6	3.2	4.8	1.0	1.5	1.1	1.7	3.1	8.5
K. Douglas	32	30	25.9	2.9	6.4	0.9	2.5	1.8	2.1	1.3	2.9	4.2	1.7	1.5	0.4	1.3	2.1	8.5
J. Hicks	31	6	15.2	2.4	4.9	0.0	0.0	1.4	2.0	1.9	1.4	3.3	0.7	0.6	0.8	1.6	2.5	6.1
E. Powell	15	1	20.5	2.3	6.6	0.1	0.7	1.1	1.7	0.5	1.7	2.1	2.0	1.3	0.3	2.0	2.1	5.9
A. Johnson	32	2	18.8	2.1	5.7	0.6	1.9	0.4	0.5	0.4	1.0	1.4	0.7	0.5	0.1	0.8	1.3	5.2
C. Machanguana	29	25	14.8	2.1	3.9	0.0	0.0	0.6	0.9	0.9	1.3	2.2	0.6	0.4	0.1	1.1	2.1	4.8
C. dos Santos	26	0	10.0	1.0	2.0	0.0	0.0	1.4	1.8	0.6	0.8	1.3	0.4	0.2	0.5	0.8	1.8	3.4
B. Wyckoff	32	5	16.1	1.0	3.0	0.4	1.6	0.2	0.2	0.9	1.9	2.8	1.0	0.6	0.6	0.9	2.2	2.5
C. McGhee	2	0	2.0	1.0	2.0	0.0	0.0	0.5	0.5	0.5	0.0	0.5	0.0	0.0	0.0	0.0	0.0	2.5
T. McCain	16	0	3.2	0.1	0.6	0.0	0.3	0.2	0.3	0.1	0.1	0.2	0.1	0.2	0.0	0.2	0.6	0.4
D. Cunningham	6	0	3.5	0.0	0.8	0.0	0.0	0.0	0.0	0.2	0.2	0.3	0.0	0.3	0.0	0.2	0.8	0.0

2002 REGULAR SEASON STATS



GAME RECORDS:

RECORD	OVERALL	HOME	AWAY
ALL GAMES	16-16	10-6	6-10
EASTERN CONFERENCE	13-9	7-4	6-5
WESTERN CONFERENCE	3-7	3-2	0-5
CHARLOTTE STING	1-2	1-1	0-1
CLEVELAND ROCKERS	3-0	1-0	2-0
DETROIT SHOCK	3-0	2-0	1-0
HOUSTON COMETS	0-1	0-0	0-1
INDIANA FEVER	1-2	1-1	0-1
LOS ANGELES SPARKS	0-1	0-0	0-1
MIAMI SOL	1-2	0-1	1-1
MINNESOTA LYNX	0-1	0-0	0-1
NEW YORK LIBERTY	3-0	2-0	1-0
PHOENIX MERCURY	1-0	1-0	0-0
PORTLAND FIRE	1-1	1-0	0-1
SACRAMENTO MONARCHS	0-2	0-1	0-1
SEATTLE STORM	0-2	0-1	0-1
UTAH STARZZ	1-0	1-0	0-0
WASHINGTON MYSTICS	1-2	0-1	1-1

TEAM STATISTICS:

	Sun	Opponents
Points	2254	2255
Points per game	70.4	70.5
Scoring Margin		+0.1
Field goals-FGA	808-1914	804-1862
Field goal PCT	42.2%	43.2%
Field goals made per game	25.3	25.1
3 point FG-3FGA	145-461	156-422
3 point FG PCT	31.5%	37.0%
3-point FG made per game	4.5	4.9
Free throws-FTA	493-646	491-668
Free throw PCT	76.3%	73.5%
Free throws made per game	15.4	15.3
Rebounds	915	1046
Rebounds per game	28.6	32.7
Assists	446	519
Assists per game	13.9	16.2
Turnovers	456	541
Turnovers per game	14.3	16.9
Steals	295	251
Steals per game	9.2	7.8
Blocks	113	108
Blocks per game	3.5	3.4





2001 REGULAR SEASON RESULTS



DATE	OPP	SCORE	HIGH SCORER	HIGH REBOUNDS	OPP HIGH SCORER	OPP HIGH REBOUNDS
6.1	LAS	L, 68-62	Sales- 20	McWilliams-Franklin/ Sales- 6	Dixon- 21	Leslie- 12
6.5	@DET	W, 92-71	Sales- 19	McWilliams-Franklin- 12	Nolan- 12	Ndiaye-Diatta- 9
6.7	@UTA	L, 82-79	McWilliams-Franklin- 19	McWilliams-Franklin/ Hicks- 6	Hlede- 20	Dydek/Williams- 11
6.9	CHR	L, 86-79	McWilliams-Franklin- 23	Powell- 9	Stinson- 25	Sutton-Brown- 5
6.12	@SEA	L, 70-63	McWilliams-Franklin- 14	McWilliams-Franklin- 7	Randall- 28	Edwards- 14
6.14	@LAS	L, 84-68	Powell- 16	McWilliams-Franklin- 12	Dixon- 18	Milton-Jones- 7
6.16	@PHO	L, 72-68	Sales- 14	McWilliams-Franklin- 10	Harrison- 15	Williams-Strong- 6
6.18	@IND	W, 72-65	Sales- 20	McWilliams-Franklin- 9	White- 20	Thompson- 6
6.23	WAS	W, 67-59	Sales- 21	Sales- 8	Holdsclaw- 18	Holdsclaw- 15
6.25	NYL	W, 67-54	Sales- 18	McWilliams-Franklin/ Sales- 9	Johnson- 23	Phillips/Wicks- 6
6.27	CLE	L, 65-41	Wyckoff- 8	Wyckoff/Sales/ Johnson- 5	Melvin- 12	Melvin/Hall/Taylor- 5
6.30	@NYL	L, 72-60	McWilliams-Franklin/ Sales- 14	McWilliams-Franklin- 9	Phillips- 16	Phillips- 13
7.1	@WAS	L, 76-64	Sales/Johnson- 14	McWilliams-Franklin- 8	Bullett- 24	Bullett/Page- 9
7.6	SAC	L, 75-68	Sales- 16	McWilliams-Franklin/ Powell- 8	Grooms- 13	Holland-Corn- 4
7.8	DET	W, 73-67	McWilliams-Franklin/ Johnson- 19	McWilliams-Franklin- 10	Brown- 15	Tornikidou- 5
7.10	MIA	L, 65-63	Johnson/Sales- 15	McWilliams-Franklin/ Wyckoff- 7	Sam- 26	Riley- 11
7.12	@CHR	W, 72-69	Johnson/Sales- 18	McWilliams-Franklin/ Sales- 10	Smith/Feaster- 13	Smith- 7
7.13	@IND	L, 74-60	Johnson- 21	McWilliams-Franklin- 7	Streimikyte- 16	Malcom/Scott- 8
7.18	HOU	W, 57-52	McWilliams-Franklin- 16	McWilliams-Franklin- 13	Arcain- 17	Thompson- 12
7.20	@CHR	L, 72-65	McWilliams-Franklin- 19	Sales- 7	Feaster- 19	Feaster- 7
7.21	MIN	W, 71-49	Sales- 15	Sales- 10	Abrosimova- 27	Pride- 7
7.24	WAS	W, 71-63	Sales- 20	McWilliams-Franklin- 13	Bullett- 14	Holdsclaw- 7
7.27	@MIA	L, 71-63	Johnson- 14	Sales- 8	Brondello- 23	Sam/Riley- 8
7.29	@DET	L, 64-62	McWilliams-Franklin/ Hicks- 15	McWilliams-Franklin- 12	Brown- 13	Brown- 6
7.30	@CLE	L, 65-47	Sales- 15	Wyckoff- 9	Darling- 16	Brown- 8
8.1	POR	W, 65-63	Sales- 21	Johnson- 9	Stiles- 13	Folkl- 6
8.3	@HOU	L, 72-60	McWilliams-Franklin- 17	McWilliams-Franklin- 8	Arcain- 18	Thompson- 11
8.5	PHO	W, 78-69	Johnson- 25	McWilliams-Franklin- 8	Fallon- 17	Gillom- 7
8.7	CLE	W, 74-67	Powell/Douglas-16	Johnson- 6	Jones- 20	Brown- 7
8.10	@NYL	L, 77-67	Sales- 21	Sales- 9	Johnson- 17	Phillips- 10
8.11	MIA	L, 75-64	Johnson- 16	Powell- 7	Baranova- 19	Baranova- 5
8.14	IND	W, 78-72	McWilliams-Franklin- 13	Hicks- 8	Williams- 18	Streimikyte- 8

2001 REGULAR SEASON STATS



TOTALS:

PLAYER	G	GS	MIN	FG-FGA	3FG-3FGA	FT-FTA	ORB	DRB	TOT	AST	STL	BLK	TOV	PF	PTS
N. Sales	32	31	1039	166-379	43-137	58-74	57	115	172	58	70	6	72	109	433
T. McWilliams-Franklin	32	32	1059	157-331	2-10	87-117	114	129	243	69	52	50	80	74	403
S. Johnson	26	22	785	90-245	38-104	84-111	15	62	77	68	34	6	54	66	302
E. Powell	32	32	1055	119-296	39-102	80-106	32	66	98	98	49	7	79	64	357
K. Douglas	22	0	439	51-141	18-57	34-47	16	35	51	39	37	7	44	34	154
J. Hicks	32	5	456	63-162	0-0	43-66	38	54	92	22	23	17	53	85	169
B. Wyckoff	32	27	648	41-125	6-37	20-28	48	74	122	37	26	15	50	91	108
T. McCain	32	9	442	35-109	21-67	6-9	7	31	38	36	10	8	34	52	97
J. Johnson	17	1	139	14-25	3-7	4-5	10	13	23	9	4	3	17	21	35
T. Alhaleem	26	1	252	19-58	4-11	7-14	15	23	38	14	11	0	28	20	49
C. dos Santos	10	0	65	7-19	0-0	5-6	1	5	6	2	3	5	7	18	19
C. McGhee	17	0	71	6-24	0-0	2-4	4	7	11	0	1	1	6	9	14
Totals	32		6450	768-1913	174-532	430-587	356	614	970	452	320	125	532	643	2140

PER GAME:

PLAYER	G	GS	MP	FG	FGA	3P	3PA	FT	FTA	ORB	DRB	TOT	AST	STL	BLK	TOV	PF	PTS
N. Sales	32	31	32.5	5.2	11.8	1.3	4.3	1.8	2.3	1.8	3.6	5.4	1.8	2.2	0.2	2.3	3.4	13.5
T. McWilliams-Franklin	32	32	33.1	4.9	10.3	0.1	0.3	2.7	3.7	3.6	4.0	7.6	2.2	1.6	1.6	2.5	2.3	12.6
S. Johnson	26	22	20.2	3.5	9.4	1.5	4.0	3.2	4.3	0.6	2.4	3.0	2.6	1.3	0.2	2.1	2.5	11.6
E. Powell	32	32	33.0	3.7	9.3	1.2	3.2	2.5	3.3	1.0	2.1	3.1	3.1	1.5	0.2	2.5	2.0	11.2
K. Douglas	22	0	20.0	2.3	6.4	0.8	2.6	1.5	2.1	0.7	1.6	2.3	1.8	1.7	0.3	2.0	1.5	7.0
J. Hicks	32	5	14.3	2.0	5.1	0.0	0.0	1.3	2.1	1.2	1.7	2.9	0.7	0.7	0.5	1.7	2.7	5.3
B. Wyckoff	32	27	20.3	1.3	3.9	0.2	1.2	0.6	0.9	1.5	2.3	3.8	1.2	0.8	0.5	1.6	2.8	3.4
T. McCain	32	9	13.8	1.1	3.4	0.7	2.1	0.2	0.3	0.2	1.0	1.2	1.1	0.3	0.3	1.1	1.6	3.0
J. Johnson	17	1	8.2	0.8	1.5	0.2	0.4	0.2	0.3	0.6	0.8	1.4	0.5	0.2	0.2	1.0	1.2	2.1
T. Alhaleem	26	1	9.7	0.7	2.2	0.2	0.4	0.3	0.5	0.6	0.9	1.5	0.5	0.4	0.0	1.1	0.8	1.9
C. dos Santos	10	0	6.5	0.7	1.9	0.0	0.0	0.5	0.6	0.1	0.5	0.6	0.2	0.3	0.5	0.7	1.8	1.9
C. McGhee	17	0	4.2	0.4	1.4	0.0	0.0	0.1	0.2	0.2	0.4	0.6	0.0	0.1	0.1	0.4	0.5	0.8

2001 REGULAR SEASON STATS



GAME RECORDS:

RECORD	OVERALL	HOME	AWAY
ALL GAMES	13-19	10-6	3-13
EASTERN CONFERENCE	9-12	6-4	3-8
WESTERN CONFERENCE	4-7	4-2	0-5
CHARLOTTE STING	1-2	0-1	1-1
CLEVELAND ROCKERS	1-2	1-1	0-1
DETROIT SHOCK	2-1	1-0	1-1
HOUSTON COMETS	1-1	1-0	0-1
INDIANA FEVER	2-1	1-0	1-1
LOS ANGELES SPARKS	0-2	0-1	0-1
MIAMI SOL	0-3	0-2	0-1
MINNESOTA LYNX	1-0	1-0	0-0
NEW YORK LIBERTY	1-2	1-0	0-2
PHOENIX MERCURY	1-1	1-0	0-1
PORTLAND FIRE	1-0	1-0	0-0
SACRAMENTO MONARCHS	0-1	1-0	0-0
SEATTLE STORM	0-1	0-0	0-1
UTAH STARZZ	0-1	0-0	0-1
WASHINGTON MYSTICS	2-1	2-0	0-1

TEAM STATISTICS:

	Sun	Opponents
Points	2140	2205
Points per game	66.9	68.9
Scoring Margin		+2.0
Field goals-FGA	768-1914	806-1831
Field goal PCT	40.1%	44.0%
Field goals made per game	24.0	25.2
3 point FG-3FGA	174-532	157-438
3 point FG PCT	32.7%	35.8%
3-point FG made per game	5.4	4.9
Free throws-FTA	430-587	436-605
Free throw PCT	73.3%	72.1%
Free throws made per game	13.4	13.6
Rebounds	970	975
Rebounds per game	30.3	30.5
Assists	452	534
Assists per game	14.1	16.7
Turnovers	532	546
Turnovers per game	16.6	17.1
Steals	320	298
Steals per game	10.0	9.3
Blocks	125	114
Blocks per game	3.9	3.6





2000 REGULAR SEASON RESULTS



DATE	OPP	SCORE	HIGH SCORER	HIGH REBOUNDS	OPP HIGH SCORER	OPP HIGH REBOUNDS
5.31	@WAS	L, 92-66	S. Johnson- 16	McWilliams-Franklin- 8	Holdsclaw- 29	Holdsclaw- 12
6.1	CHR	W, 82-79	Sales- 24	McWilliams-Franklin- 9	Stinson- 18	Braziel- 6
6.3	@IND	W, 88-82	S. Johnson- 16	McWilliams-Franklin/dos Santos- 5	Thompson- 22	Thompson- 15
6.5	SAC	W, 75-68	Sales- 22	McWilliams-Franklin- 12	Holland-Corn- 21	Smith-12
6.7	@CLE	L, 83-79	Sales- 24	McWilliams-Franklin- 8	Nemcova- 23	Melvin- 7
6.8	MIN	L, 71-57	McWilliams-Franklin- 18	McWilliams-Franklin- 9	Lennox- 24	Lennox- 7
6.10	@CHR	W, 74-71	McWilliams-Franklin/ Sales- 20	McWilliams-Franklin/dos Santos- 6	Stinson- 18	Stinson/Smith- 6
6.13	@UTA	W, 88-80	S. Johnson- 19	Sales- 6	Williams- 19	Williams- 14
6.15	@MIN	L, 72-66	Sales- 23	dos Santos- 11	Lennox- 25	Lennox- 6
6.17	IND	L, 79-54	McWilliams-Franklin- 11	McWilliams-Franklin- 6	Thompson- 17	Williams/Thompson/Grubin- 5
6.22	CLE	W, 77-64	McWilliams-Franklin- 22	McWilliams-Franklin- 11	Darling- 15	Melvin/Darling- 5
6.24	CHR	W, 69-68	Sales- 22	Sales- 10	Stinson/Travis/Reid- 13	Mapp- 15
6.26	HOU	L, 70-58	McWilliams-Franklin/ Sales- 14	S. Johnson- 11	Thompson- 19	Swoopes- 9
6.28	MIA	W, 61-53	S. Johnson- 14	McWilliams-Franklin- 8	Flores- 9	Sam/Manning- 5
6.30	@MIA	W, 66-63	McWilliams-Franklin- 17	McWilliams-Franklin- 9	Colleton- 14	Rasmussen- 9
7.1	NYL	W, 69-57	S. Johnson- 23	S. Johnson- 11	Phillips- 21	Weatherspoon- 10
7.6	IND	W, 72-60	McWilliams-Franklin- 22	S. Johnson- 7	Wolters- 16	Wolters- 10
7.8	SEA	W, 64-53	A. Johnson- 18	McWilliams-Franklin- 9	Edwards- 18	Sampson- 7
7.9	@DET	W, 68-62	A. Johnson- 17	McWilliams-Franklin- 11	Palmer- 19	Palmer- 9
7.12	@CLE	L, 74-72	McWilliams-Franklin- 22	McWilliams-Franklin- 7	Andrade- 17	Wauters- 6
7.14	NYL	L, 55-51	A. Johnson- 22	A. Johnson- 10	Johnson- 15	Phillips- 7
7.19	DET	W, 88-78	Sales- 20	McWilliams-Franklin- 10	Neves- 19	Palmer/Ndiaye-Diatta- 6
7.21	@WAS	L, 61-59	S. Johnson- 17	S. Johnson- 8	Anderson- 13	Page- 7
7.23	UTA	L, 69-66	McWilliams-Franklin/A. Johnson- 18	dos Santos- 11	Williams- 23	Williams- 12
7.25	@LAS	L, 78-63	dos Santos- 14	S. Johnson- 7	Leslie- 17	Leslie- 11
7.27	@SAC	L, 73-66	Sales- 25	S. Johnson- 10	Bolton- 24	Griffith- 11
7.30	@POR	L, 76-55	A. Johnson- 20	S. Johnson- 8	Witherspoon- 27	Thomas- 8
8.1	@PHO	L, 84-77	A. Johnson- 24	McGhee- 7	Gillom- 28	Gillom- 7
8.4	@NYL	L, 70-57	A. Johnson- 14	McWilliams-Franklin- 14	Phillips- 18	Whitmore- 8
8.6	DET	W, 92-63	A. Johnson- 25	McWilliams-Franklin/dos Santos- 8	Canty- 10	Canty/Ndiaye-Diatta- 6
8.7	WAS	W, 65-57	Sales- 16	Sales- 7	Holdsclaw/Bullett- 14	Holdsclaw- 12
8.9	@MIA	L, 68-64	McWilliams-Franklin- 23	McWilliams-Franklin- 13	Sam- 24	Askamp- 15

2000 REGULAR SEASON STATS



TOTALS:

PLAYER	G	GS	MIN	FG-FGA	3FG-3FGA	FT-FTA	ORB	DRB	TOT	AST	STL	BLK	TOV	PF	PTS
T. McWilliams-Franklin	32	32	1098	173-330	5-17	87-122	90	154	244	54	59	31	83	86	438
A. Johnson	32	31	1100	175-393	52-148	34-38	30	60	90	54	24	3	56	59	436
N. Sales	32	32	995	170-383	47-119	43-62	43	96	139	69	47	12	67	92	430
S. Johnson	32	32	1126	122-309	30-90	107-144	53	102	155	169	58	7	102	83	381
C. dos Santos	32	31	820	94-222	0-1	40-57	35	89	124	38	16	63	54	111	228
E. Powell	20	1	347	26-66	3-9	17-22	17	33	50	42	12	1	30	21	72
C. McGhee	32	0	408	30-83	0-3	27-39	27	37	64	23	21	5	31	58	87
T. McCain	25	0	214	15-49	5-22	16-18	2	9	11	5	3	1	9	18	51
L. Smith	3	0	12	2-3	0-1	1-1	1	1	2	1	2	0	2	2	5
J. Roland	21	0	173	13-37	3-10	4-8	7	10	17	8	6	0	19	16	33
J. Hicks	26	1	157	10-23	0-0	18-29	13	13	26	4	2	7	17	33	38
C. Gayden	3	0	7	1-2	0-1	0-0	0	0	0	1	0	0	0	0	2
R. Hamzova	15	0	43	2-11	0-3	3-6	1	2	3	5	5	0	4	4	7
Totals	32		6500	833-1911	145-424	397-546	319	606	925	473	255	130	486	583	2208

PER GAME:

PLAYER	G	GS	MP	FG	FGA	3P	3PA	FT	FTA	ORB	DRB	TOT	AST	STL	BLK	TOV	PF	PTS
T. McWilliams-Franklin	32	32	34.3	5.4	10.3	0.2	0.5	2.7	3.8	2.8	4.8	7.6	1.7	1.8	1.0	2.6	2.7	13.7
A. Johnson	32	31	34.4	5.5	12.3	1.6	4.6	1.1	1.2	0.9	1.9	2.8	1.7	0.8	0.1	1.8	1.8	13.6
N. Sales	32	32	31.1	5.3	12.0	1.5	3.7	1.3	1.9	1.3	3.0	4.3	2.2	1.5	0.4	2.1	2.9	13.4
S. Johnson	32	32	35.2	3.8	9.7	0.9	2.8	3.3	4.5	1.7	3.2	4.8	5.3	1.8	0.2	3.2	2.6	11.9
C. dos Santos	32	31	25.6	2.9	6.9	0.0	0.0	1.3	1.8	1.1	2.8	3.9	1.2	0.5	2.0	1.7	3.5	7.1
E. Powell	20	1	17.4	1.3	3.3	0.2	0.5	0.9	1.1	0.9	1.7	2.5	2.1	0.6	0.1	1.5	1.1	3.6
C. McGhee	32	0	12.8	0.9	2.6	0.0	0.1	0.8	1.2	0.8	1.2	2.0	0.7	0.7	0.2	1.0	1.8	2.7
T. McCain	25	0	8.6	0.6	2.0	0.2	0.9	0.6	0.7	0.1	0.4	0.4	0.2	0.1	0.0	0.4	0.7	2.0
L. Smith	3	0	4.0	0.7	1.0	0.0	0.3	0.3	0.3	0.3	0.3	0.7	0.3	0.7	0.0	0.7	0.7	1.7
J. Roland	21	0	8.2	0.6	1.8	0.1	0.5	0.2	0.4	0.3	0.5	0.8	0.4	0.3	0.0	0.9	0.8	1.6
J. Hicks	26	1	6.0	0.4	0.9	0.0	0.0	0.7	1.1	0.5	0.5	1.0	0.2	0.1	0.3	0.7	1.3	1.5
C. Gayden	3	0	2.3	0.3	0.7	0.0	0.3	0.0	0.0	0.0	0.0	0.0	0.3	0.0	0.0	0.0	0.0	0.7
R. Hamzova	15	0	2.9	0.1	0.7	0.0	0.2	0.2	0.4	0.1	0.1	0.2	0.3	0.3	0.0	0.3	0.3	0.5

2000 REGULAR SEASON STATS



GAME RECORDS:

RECORD	OVERALL	HOME	AWAY
ALL GAMES	16-16	11-5	5-11
EASTERN CONFERENCE	11-8	9-2	2-6
WESTERN CONFERENCE	5-8	2-3	3-5
CHARLOTTE STING	3-0	2-0	1-0
CLEVELAND ROCKERS	1-2	1-0	0-2
DETROIT SHOCK	3-0	2-0	1-0
HOUSTON COMETS	0-1	0-1	0-0
INDIANA FEVER	2-1	1-1	1-0
LOS ANGELES SPARKS	0-1	0-0	0-1
MIAMI SOL	2-1	1-0	1-1
MINNESOTA LYNX	0-2	0-1	0-1
NEW YORK LIBERTY	1-2	1-1	0-1
PHOENIX MERCURY	0-1	0-0	0-1
PORTLAND FIRE	0-1	0-0	0-1
SACRAMENTO MONARCHS	1-1	1-0	0-1
SEATTLE STORM	1-0	1-0	0-0
UTAH STARZZ	1-1	0-1	1-0
WASHINGTON MYSTICS	1-2	1-0	0-2

TEAM STATISTICS:

	Sun	Opponents
Points	2208	2233
Points per game	69.0	69.8
Scoring Margin		+0.8
Field goals-FGA	833-1911	851-1964
Field goal PCT	43.6%	43.3%
Field goals made per game	26.0	26.6
3 point FG-3FGA	145-424	153-450
3 point FG PCT	34.2%	34.0%
3-point FG made per game	4.5	4.8
Free throws-FTA	397-546	378-495
Free throw PCT	72.7%	76.4%
Free throws made per game	12.4	11.8
Rebounds	925	1017
Rebounds per game	28.9	31.8
Assists	473	536
Assists per game	14.8	16.8
Turnovers	486	500
Turnovers per game	15.2	15.6
Steals	255	264
Steals per game	8.0	8.3
Blocks	130	108
Blocks per game	4.1	3.4





1999 REGULAR SEASON RESULTS



DATE	OPP	SCORE	HIGH SCORER	HIGH REBOUNDS	OPP HIGH SCORER	OPP HIGH REBOUNDS
6.10	HOU	L, 77-63	McWilliams-Franklin- 15	McWilliams-Franklin- 7	Cooper- 24	Thompson- 12
6.12	@UTA	L, 71-65	Sam- 21	Sam- 10	Palmer- 22	Williams- 12
6.15	LAS	W, 88-86	Sales- 29	Congreaves- 11	Leslie- 23	Leslie- 9
6.17	@DET	L, 79-74	S. Johnson- 22	McWilliams-Franklin- 13	Brondello- 23	Ndiaye-Diatta- 8
6.19	WAS	W, 73-68	S. Johnson- 18	McWilliams-Franklin- 11	Holdsclaw- 23	Page- 11
6.21	PHO	W, 80-76	Sam/Sales- 20	McWilliams-Franklin- 9	Gillom- 25	Askamp- 12
6.22	@CLE	W, 71-62	Sam- 22	McWilliams-Franklin/ Sales- 7	Melvin- 16	Burras- 8
6.28	@HOU	W, 68-66	Sales- 23	Sam- 6	Cooper- 21	Thompson- 21
7.3	CHR	L, 75-58	S. Johnson- 17	McWilliams-Franklin- 11	Bullett- 24	Bullett/Smith- 11
7.7	MIN	L, 71-66	Sam- 15	Sam/McGhee- 7	Edwards- 22	Reed- 7
7.9	@CHR	W, 66-61	Sales- 16	McWilliams-Franklin/S. Johnson- 5	Smith- 12	Manning- 7
7.10	UTA	W, 62-56	Sales- 21	S. Johnson- 8	Williams- 23	Williams- 12
7.12	DET	L, 76-67	McWilliams-Franklin/ Congreaves- 14	McWilliams-Franklin- 8	Brondello- 22	Whiting-Raymond- 15
7.16	CHR	L, 56-50	Sales- 15	McWilliams-Franklin- 6	Staley- 23	Stinson- 8
7.17	SAC	L, 76-70	Sales- 20	McWilliams-Franklin- 10	Griffith- 20	Griffith- 9
7.19	@WAS	W, 77-52	Sam- 20	S. Johnson- 6	Holdsclaw- 19	Holdsclaw/Page- 9
7.20	@NYL	L, 61-56	McWilliams-Franklin- 13	S. Johnson- 7	Robinson- 15	Wicks- 10
7.23	@PHO	L, 73-67	S. Johnson- 22	Sam- 6	Harrower- 16	Askamp/Stepanova- 8
7.24	@SAC	W, 73-64	S. Johnson- 31	McWilliams-Franklin- 10	Griffith- 18	Griffith- 11
7.27	@LAS	L, 81-60	McWilliams-Franklin- 17	McWilliams-Franklin- 7	Leslie- 19	Milton-Jones/Leslie- 10
7.29	NYL	L, 73-65	S. Johnson- 25	McWilliams-Franklin- 12	Hampton/Witherspoon- 11	Hampton- 11
8.1	@NYL	L, 74-61	Sales- 21	Sales- 8	Johnson- 18	Hampton- 6
8.4	CLE	W, 70-62	McWilliams-Franklin- 16	McWilliams-Franklin- 9	Nemcova/Brown- 12	Burras/Brown- 6
8.5	@WAS	L, 72-68	McWilliams-Franklin- 24	McWilliams-Franklin- 10	Holdsclaw/McCray- 24	Holdsclaw- 9
8.7	@CHR	L, 64-60	S. Johnson- 25	McWilliams-Franklin- 6	Staley/Stinson- 12	Bullett- 8
8.9	NYL	L, 80-75	Sales- 24	McWilliams-Franklin/ Sales- 6	Robinson- 18	Wicks- 7
8.12	CLE	W, 55-54	Sales- 16	McWilliams-Franklin- 15	Nemcova- 16	Nemcova/Henderson- 7
8.14	@CLE	W, 73-61	Sales- 17	S. Johnson- 6	Edwards- 17	Braxton- 6
8.15	WAS	W, 81-54	Sam- 19	McWilliams-Franklin- 9	McCray- 13	McCray/Enis/Roberts- 5
8.18	DET	W, 93-81	McWilliams-Franklin- 21	McWilliams-Franklin- 13	Azzi- 19	Palmer- 13
8.20	@MIN	W, 83-80	S. Johnson- 20	McWilliams-Franklin- 8	Edwards- 20	Folkl- 9
8.21	@DET	L, 74-68	S. Johnson- 22	Sam- 7	Azzi- 27	Palmer- 14



1999 REGULAR SEASON STATS



TOTALS:

PLAYER	G	GS	MIN	FG-FGA	3FG-3FGA	FT-FTA	ORB	DRB	TOT	AST	STL	BLK	TOV	PF	PTS
S. Johnson	32	32	1147	151-338	40-110	105-153	44	106	150	141	54	12	121	79	447
N. Sales	32	32	1039	153-397	36-109	95-118	44	91	135	91	69	8	69	97	437
T. McWilliams-Franklin	32	32	1042	153-319	20-45	94-141	81	158	239	51	57	38	80	96	420
S. Sam	32	32	1088	134-345	41-125	55-80	39	107	146	77	41	9	64	112	364
A. Congreaves	32	32	812	75-150	15-41	44-53	40	61	101	34	24	7	49	84	209
T. Phillips	32	0	335	52-128	0-3	26-54	26	40	66	9	19	8	48	54	130
E. Powell	18	0	256	17-33	1-9	12-22	9	14	23	32	9	4	19	22	47
A. Johnson	29	0	224	25-62	1-8	6-9	12	16	28	14	5	2	14	21	57
C. McGhee	30	0	234	15-47	0-0	15-18	22	24	46	8	8	3	22	38	45
Y. Moore	23	0	114	10-21	0-1	6-12	4	9	13	1	4	0	13	21	26
T. Suber	25	0	114	7-24	1-9	5-10	4	9	13	9	5	0	10	14	20
K. Ford	8	0	45	1-5	0-1	2-2	4	2	6	0	2	2	1	10	4
Totals	32		6450	793-1869	155-461	465-672	329	637	966	467	297	93	521	648	2206

PER GAME:

PLAYER	G	GS	MP	FG	FGA	3P	3PA	FT	FTA	ORB	DRB	TOT	AST	STL	BLK	TOV	PF	PTS
S. Johnson	32	32	35.8	4.7	10.6	1.3	3.4	3.3	4.8	1.4	3.3	4.7	4.4	1.7	0.4	3.8	2.5	14.0
N. Sales	32	32	32.5	4.8	12.4	1.1	3.4	3.0	3.7	1.4	2.8	4.2	2.8	2.2	0.3	2.2	3.0	13.7
T. McWilliams-Franklin	32	32	32.6	4.8	10.0	0.6	1.4	2.9	4.4	2.5	4.9	7.5	1.6	1.8	1.2	2.5	3.0	13.1
S. Sam	32	32	34.0	4.2	10.8	1.3	3.9	1.7	2.5	1.2	3.3	4.6	2.4	1.3	0.3	2.0	3.5	11.4
A. Congreaves	32	32	25.4	2.3	4.7	0.5	1.3	1.4	1.7	1.3	1.9	3.2	1.1	0.8	0.2	1.5	2.6	6.5
T. Phillips	32	0	10.5	1.6	4.0	0.0	0.1	0.8	1.7	0.8	1.3	2.1	0.3	0.6	0.3	1.5	1.7	4.1
E. Powell	18	0	14.2	0.9	1.8	0.1	0.5	0.7	1.2	0.5	0.8	1.3	1.8	0.5	0.2	1.1	1.2	2.6
A. Johnson	29	0	7.7	0.9	2.1	0.0	0.3	0.2	0.3	0.4	0.6	1.0	0.5	0.2	0.1	0.5	0.7	2.0
C. McGhee	30	0	7.8	0.5	1.6	0.0	0.0	0.5	0.6	0.7	0.8	1.5	0.3	0.3	0.1	0.7	1.3	1.5
Y. Moore	23	0	5.0	0.4	0.9	0.0	0.0	0.3	0.5	0.2	0.4	0.6	0.0	0.2	0.0	0.6	0.9	1.1
T. Suber	25	0	4.6	0.3	1.0	0.0	0.4	0.2	0.4	0.2	0.4	0.5	0.4	0.2	0.0	0.4	0.6	0.8
K. Ford	8	0	5.6	0.1	0.6	0.0	0.1	0.3	0.3	0.5	0.3	0.8	0.0	0.3	0.3	0.1	1.3	0.5



1999 REGULAR SEASON STATS



GAME RECORDS:

RECORD	OVERALL	HOME	AWAY
ALL GAMES	15-17	8-8	7-9
EASTERN CONFERENCE	9-12	5-5	4-7
WESTERN CONFERENCE	6-5	3-3	3-2
CHARLOTTE STING	1-3	0-2	1-1
CLEVELAND ROCKERS	4-0	2-0	2-0
DETROIT SHOCK	1-3	1-1	0-2
HOUSTON COMETS	1-1	0-1	1-0
LOS ANGELES SPARKS	1-1	1-0	0-1
MINNESOTA LYNX	1-1	0-1	1-0
NEW YORK LIBERTY	0-4	0-2	0-2
PHOENIX MERCURY	1-1	1-0	0-1
SACRAMENTO MONARCHS	1-1	0-1	1-0
UTAH STARZZ	1-1	1-0	0-1
WASHINGTON MYSTICS	3-1	2-0	1-1

TEAM STATISTICS:

	Sun	Opponents
Points	2206	2216
Points per game	68.9	69.3
Scoring Margin		+0.4
Field goals-FGA	793-1869	812-1892
Field goal PCT	42.4%	42.9%
Field goals made per game	24.8	25.4
3 point FG-3FGA	155-461	161-438
3 point FG PCT	33.6%	36.8%
3-point FG made per game	4.8	5.0
Free throws-FTA	465-672	431-608
Free throw PCT	69.2%	70.9%
Free throws made per game	14.5	13.5
Rebounds	966	1004
Rebounds per game	30.2	31.4
Assists	467	537
Assists per game	30.2	31.4
Turnovers	521	534
Turnovers per game	16.3	16.7
Steals	297	257
Steals per game	9.3	8.0
Blocks	93	124
Blocks per game	2.9	3.9



**WELCOME
CONNECTICUT
STEPHANIE**



CONNECTICUT SUN COACHING HISTORY



STEPHANIE WHITE (2023-PRESENT)

SEASON	TEAM	GAMES	RECORD	PCT.	POSTSEASON	RECORD	PCT.
2023	Connecticut	40	27-13	.675	WNBA Semifinals	3-4	.429
TOTAL		40	27-13	.675		3-4	.429

CURT MILLER (2016-2022)

SEASON	TEAM	GAMES	RECORD	PCT.	POSTSEASON	RECORD	PCT.
2016	Connecticut	34	14-20	.412	Did not qualify	-	-
2017	Connecticut	34	21-13	.656	Second Round	0-1	.000
2018	Connecticut	34	21-13	.656	Second Round	0-1	.000
2019	Connecticut	34	23-11	.676	WNBA Finals	5-3	.625
2020	Connecticut	22	10-12	.455	WNBA Semifinals	4-3	.571
2021	Connecticut	32	26-6	.813	WNBA Semifinals	1-3	.250
2022	Connecticut	36	25-11	.694	WNBA Finals	6-6	.500
TOTAL		226	140-86	.620		16-17	.485

ANNE DONOVAN (2013-2025)

SEASON	TEAM	GAMES	RECORD	PCT.	POSTSEASON	RECORD	PCT.
2013	Connecticut	34	10-24	.294	Did not qualify	-	-
2014	Connecticut	34	13-21	.382	Did not qualify	-	-
2015	Connecticut	34	15-19	.441	Did not qualify	-	-
TOTAL		102	38-44	.373			

MIKE THIBAUT (2003-2012)

SEASON	TEAM	GAMES	RECORD	PCT.	POSTSEASON	RECORD	PCT.
2003	Connecticut	34	18-16	.529	Conference Finals	2-2	.500
2004	Connecticut	34	18-16	.529	WNBA Finals	5-3	.625
2005	Connecticut	34	26-8	.765	WNBA Finals	5-3	.625
2006	Connecticut	34	26-8	.765	Conference Finals	3-2	.600
2007	Connecticut	34	18-16	.529	Conference Semifinals	1-2	.333
2008	Connecticut	34	21-13	.618	Conference Semifinals	1-2	.333
2009	Connecticut	34	16-18	.471	Did not qualify	-	-
2010	Connecticut	34	17-17	.500	Did not qualify	-	-
2011	Connecticut	34	21-13	.618	Conference Semifinals	0-2	.000
2012	Connecticut	34	25-9	.735	Conference Finals	3-2	.600
TOTAL		340	206-134	.606		20-18	.526





DEE BROWN (2002)

SEASON	TEAM	GAMES	RECORD	PCT.	POSTSEASON	RECORD	PCT.
2002	Orlando	32	16-16	.500	Did not qualify	-	-
TOTAL		32	16-16	.500		-	-

CAROLYN PECK (1999-2001)

SEASON	TEAM	GAMES	RECORD	PCT.	POSTSEASON	RECORD	PCT.
1999	Orlando	32	15-17	.469	Did not qualify	-	-
2000	Orlando	32	16-16	.500	Conference Semifinals	1-2	.333
2001	Orlando	32	13-19	.406	Did not qualify	-	-
TOTAL		96	43-53	.448		1-2	.333





CONNECTICUT SUN RECORDS



SUN CAREER LEADERS

GAMES

GAMES PLAYED

Alyssa Thomas	279
Nykesha Sales.....	278
Asjha Jones.....	271
Katie Douglas.....	246
Taj McWilliams-Franklin.....	243

GAMES STARTED

Nykesha Sales.....	274
Alyssa Thomas	270
Taj McWilliams-Franklin.....	242
Katie Douglas.....	221
Jasmine Thomas.....	221

MOST CONSECUTIVE GAMES PLAYED

248	Nykesha Sales.....	(6/10/99-7/6/06)
136	Jonquel Jones.....	(5/14/16-9/8/19)
109	Taj McWilliams-Franklin.....	(6/10/99-6/29/02)
108	Taj McWilliams-Franklin.....	(5/24/03-6/7/06)
105	Shekinna Stricklen.....	(9/13/16-9/8/19)

MINUTES

CAREER

Nykesha Sales.....	8,753
Alyssa Thomas	8,454
Taj McWilliams-Franklin.....	7,788
Katie Douglas.....	7,410
Asjha Jones.....	7,120

MINUTES PER GAME (minimum 1,000 minutes)

PLAYERS	GP	MINS	AVG
Shannon Johnson.....	155	5,278	34.0
Sheri Sam.....	32	1,089	34.0
Tina Charles.....	130	4,237	32.3
Taj McWilliams-Franklin.....	243	7,788	32.0
Nykesha Sales.....	278	8,753	31.3

POINTS

CAREER

Nykesha Sales.....	3,955
Alyssa Thomas	3,466
Asjha Jones.....	3,336
Taj McWilliams-Franklin.....	3,019
Katie Douglas.....	2,999

SCORING AVERAGE (Min 1,000 points)

PLAYERS	YRS	GP	PTS	AVG
Tina Charles	4	130	2,243	17.3
DeWanna Bonner	4	127	2,061	16.2
Nykesha Sales	9	278	3,955	14.2
Chiney Ogumike	3	95	1,343	14.1
Jonquel Jones	6	196	2,657	13.6

CONSECUTIVE GAMES SCORING DOUBLE FIGURES

28	Brionna Jones	(7/5/22-current)
25	Brionna Jones	(8/24/21-6/17/22)
24	DeWanna Bonner	(8/8/20-5/30/21)
24	Jonquel Jones.....	(8/25/19-8/19/21)
23	Tina Charles.....	(8/13/11-6/19/12)

CONSECUTIVE GAMES SCORING 20+ POINTS

6	DeWanna Bonner	(8/30/20-9/9/20)
6	Jonquel Jones.....	(5/25/21-6/29/21)
3	Alyssa Thomas	(8/20/23-8/24/23)
3	DeWanna Bonner	(7/22/23-7/30/23)
3	DeWanna Bonner	(6/15/23-6/20/23)
3	Jonquel Jones.....	(6/2/22-6/5/22)
3	Brionna Jones	(6/19/21-6/27/21)
3	DeWanna Bonner	(7/28/20-8/1/20)
3	Alex Bentley.....	(6/29/16-7/7/16)
3	Jennifer Lacy.....	(8/16/15-8/23/15)
3	Alex Bentley.....	(6/7/14-6/13/14)
3	Tina Charles.....	(8/1/13-8/6/13)
3	Tina Charles.....	(6/1/13-6/12/13)
3	Kara Lawson.....	(9/19/12-5/25/13)
3	Tina Charles.....	(6/16/11-6/23/11)
3	Nykesha Sales.....	(8/9/03-8/16/03)
3	Shannon Johnson.....	(6/5/03-6/13/03)
3	Nykesha Sales.....	(5/30/03-6/5/03)
3	Shannon Johnson.....	(7/19/02-7/22/02)

FIELD GOALS MADE

CAREER

Nykesha Sales.....	1,481
Asjha Jones.....	1,398
Alyssa Thomas	1,336
Taj McWilliams-Franklin.....	1,169
Katie Douglas.....	1,027

FIELD GOAL ATTEMPTS

CAREER

Nykesha Sales.....	3,539
Asjha Jones.....	3,063
Alyssa Thomas	2,786
Katie Douglas.....	2,490
Taj McWilliams-Franklin.....	2,408

FIELD GOAL PERCENTAGE

CAREER (Min 400 FG made)

Players	FGM-FGA	FG%
Chiney Ogumike.....	530-927	57.2
Brionna Jones	646-1148	56.2
Jonquel Jones.....	956-1872	51.1
Taj McWilliams-Franklin.....	1,169-2408	48.5
Alyssa Thomas	1,336-2786	48.0

***BOLD** indicates active player for Connecticut Sun.





SUN CAREER LEADERS

THREE-POINT FIELD GOALS MADE CAREER

Katie Douglas.....	383
Nykesha Sales.....	352
Shekinna Stricklen.....	283
Jasmine Thomas.....	274
Renee Montgomery.....	245

THREE-POINT FIELD GOAL ATTEMPTS CAREER

Katie Douglas.....	1,074
Nykesha Sales.....	990
Jasmine Thomas.....	791
Shekinna Stricklen.....	726
Renee Montgomery.....	693

THREE-POINT FIELD GOAL PERCENTAGE CAREER (Min 50 3's made)

Players	FGM-FGA	FG%
Kara Lawson.....	197-476	41.4
Jamie Carey.....	84-207	40.6
Natisha Hiedeman.....	215-549	39.1
Shekinna Stricklen.....	283-726	39.0
Jonquel Jones.....	212-562	37.7

FREE THROWS MADE CAREER

Alyssa Thomas	793
Lindsay Whalen.....	691
Nykesha Sales.....	641
Taj McWilliams-Franklin.....	636
Shannon Johnson.....	585

FREE THROW ATTEMPTS CAREER

Alyssa Thomas	1,223
Taj McWilliams-Franklin.....	887
Lindsay Whalen.....	846
Nykesha Sales.....	821
Shannon Johnson.....	793

FREE THROW PERCENTAGE CAREER (Min 100 FTM)

PLAYERS	FGM-FGA	FG%
Kara Lawson.....	211-232	90.9
DeWanna Bonner	477-548	87.0
Renee Montgomery.....	380-452	84.1
Erin Phillips.....	105-125	84.0
Jasmine Thomas.....	381-457	83.4

REBOUNDS CAREER

Alyssa Thomas	2,059
Taj McWilliams-Franklin.....	1,814
Jonquel Jones.....	1,633
Asjha Jones.....	1,447
Tina Charles.....	1,410

REBOUND AVERAGE CAREER (Min 500 reb.)

Tina Charles.....	10.8
Jonquel Jones.....	8.3
Chiney Ogwumike.....	7.5
Taj McWilliams-Franklin.....	7.5
Alyssa Thomas	7.4

OFFENSIVE REBOUNDS CAREER

Taj McWilliams-Franklin.....	649
Alyssa Thomas	557
Jonquel Jones.....	520
Asjha Jones.....	506
Tina Charles.....	476

DEFENSIVE REBOUNDS CAREER

Alyssa Thomas	1,502
Taj McWilliams-Franklin.....	1,165
Jonquel Jones.....	1,113
Asjha Jones.....	941
Tina Charles.....	934

ASSISTS CAREER

Alyssa Thomas	1,146
Jasmine Thomas.....	994
Lindsay Whalen.....	964
Shannon Johnson.....	737
Nykesha Sales.....	683

ASSISTS AVERAGE CAREER (Min 300 ast.)

Lindsay Whalen.....	4.9
Shannon Johnson.....	4.8
Jasmine Thomas.....	4.5
Alyssa Thomas	4.1
Kara Lawson.....	3.5

PERSONAL FOULS CAREER

Nykesha Sales.....	798
Alyssa Thomas	759
Asjha Jones.....	709
Taj McWilliams-Franklin.....	650
Jonquel Jones.....	555

DISQUALIFICATIONS CAREER

Jonquel Jones.....	11
Taj McWilliams-Franklin.....	8
Asjha Jones.....	8
Nykesha Sales.....	8
Chiney Ogwumike.....	6
Brooke Wyckoff.....	4
Cintia dos Santos.....	4
Sheri Sam.....	4





SUN CAREER LEADERS

STEALS CAREER

Nykesha Sales	490
Alyssa Thomas	432
Katie Douglas.....	372
Taj McWilliams-Franklin.....	350
Jasmine Thomas.....	286

TURNOVERS CAREER

Alyssa Thomas	685
Nykesha Sales	578
Asjha Jones.....	547
Jasmine Thomas.....	537
Taj McWilliams-Franklin.....	529

BLOCKED SHOTS CAREER

Jonquel Jones.....	270
Taj McWilliams-Franklin.....	267
Margo Dydek.....	222
Tina Charles	192
Asjha Jones.....	147

DOUBLE-DOUBLES CAREER

Tina Charles	80
Alyssa Thomas	68
Jonquel Jones.....	68
Taj McWilliams-Franklin.....	50
Chiney Ogumike.....	28

POINTS/ASSISTS DOUBLE-DOUBLES CAREER

Alyssa Thomas	15
Shannon Johnson	6
Jasmine Thomas.....	4
Lindsay Whalen.....	2
Renee Montgomery	2

POINTS/REBOUNDS DOUBLE-DOUBLES CAREER

Tina Charles	80
Jonquel Jones.....	68
Alyssa Thomas	60
Taj McWilliams-Franklin.....	50
Chiney Ogumike.....	28

20 POINTS/20 REBOUNDS GAMES CAREER

Tina Charles	3
Alyssa Thomas	1
Jonquel Jones.....	1

ASSISTS/REBOUNDS DOUBLE-DOUBLES CAREER

Alyssa Thomas	9
----------------------------	---

TRIPLE-DOUBLES CAREER

Alyssa Thomas	8
----------------------------	---

30+ POINT GAMES CAREER

DeWanna Bonner	7
Tina Charles	3
Shannon Johnson	3
Alex Bentley.....	2
Asjha Jones.....	2
Jonquel Jones.....	2
Renee Montgomery	2
Nykesha Sales	2
Lindsay Whalen.....	2

***BOLD** indicates active player for Connecticut Sun.



SUN SEASON LEADERS

MINUTES

PLAYERS	SEASON	MINS	GP
Alyssa Thomas	2023	1445	40
DeWanna Bonner	2023	1203	40
Alyssa Thomas	2022	1154	36
Shannon Johnson	1999	1145	32
Taj McWilliams-Franklin	2004	1136	34

POINTS

PLAYERS	SEASON	PTS	GP
DeWanna Bonner	2023	697	40
Alyssa Thomas	2023	619	40
Tina Charles	2011	600	34
Tina Charles	2012	594	33
Katie Douglas	2007	577	34

ASSISTS

PLAYERS	SEASON	AST	GP
Alyssa Thomas	2023	316	40
Alyssa Thomas	2022	218	40
Shannon Johnson	2003	196	34
Jasmine Thomas	2019	175	34
Lindsay Whalen	2005	172	34
Jasmine Thomas	2016	172	34

REBOUNDS

PLAYERS	SEASON	REB	GP
Jonquel Jones	2017	403	34
Tina Charles	2010	398	34
Alyssa Thomas	2023	394	40
Tina Charles	2011	374	34
Tina Charles	2012	345	33

DEFENSIVE REBOUNDS

PLAYERS	SEASON	DREB	GP
Alyssa Thomas	2023	314	40
Jonquel Jones	2017	280	34
Tina Charles	2010	269	34
Tina Charles	2011	248	34
Jonquel Jones	2021	236	27

OFFENSIVE REBOUNDS

PLAYERS	SEASON	OREB	GP
Tina Charles	2010	129	34
Tina Charles	2011	126	34
Tina Charles	2012	123	33
Chiney Ogwumike	2014	123	31
Jonquel Jones	2017	123	34

STEALS

PLAYERS	SEASON	STL	GP
Nykesha Sales	2004	75	34
Lindsay Whalen	2007	73	34
Alyssa Thomas	2023	73	40
Nykesha Sales	2001	70	32
Nykesha Sales	1999	69	32

BLOCKS

PLAYERS	SEASON	BLK	GP
Margo Dydek	2006	85	34
Margo Dydek	2005	71	31
Jonquel Jones	2019	68	34
Margo Dydek	2007	66	32
Cintia Dos Santos	2000	63	32

FIELD GOALS MADE

PLAYERS	SEASON	FGM	GP
Tina Charles	2011	254	34
Tina Charles	2012	250	33
Alyssa Thomas	2023	243	40
DeWanna Bonner	2023	233	40
Kelsey Bone	2015	224	33

FIELD GOALS ATTEMPTED

PLAYERS	SEASON	FGA	GP
DeWanna Bonner	2023	548	40
Tina Charles	2013	545	29
Tina Charles	2011	543	34
Alyssa Thomas	2023	513	40
Tina Charles	2012	501	33

THREE-POINT FIELD GOALS MADE

PLAYERS	SEASON	3PM	GP
Shekinna Stricklen	2019	76	34
DeWanna Bonner	2023	75	40
Kara Lawson	2012	74	34
Katie Douglas	2006	73	32
Shekinna Stricklen	2017	71	34

THREE-POINT FIELD GOALS ATTEMPTED

PLAYERS	SEASON	3PA	GP
DeWanna Bonner	2023	228	40
Katie Douglas	2007	201	34
Shekinna Stricklen	2019	199	34
Renee Montgomery	2010	189	34
Katie Douglas	2014	178	32

FREE THROWS MADE

PLAYERS	SEASON	FTM	GP
Shannon Johnson	2002	164	31
DeWanna Bonner	2023	156	40
Jonquel Jones	2017	135	34
Alyssa Thomas	2023	133	40
Lindsay Whalen	2008	126	31

FREE THROWS ATTEMPTED

PLAYERS	SEASON	FTA	GP
Shannon Johnson	2002	214	31
Alyssa Thomas	2017	201	33
Alyssa Thomas	2023	186	40
DeWanna Bonner	2023	181	40
Shannon Johnson	2003	171	34

***BOLD** indicates active player for Connecticut Sun



CONNECTICUT SUN RECORDS

YEAR BY YEAR LEADERS

POINTS

- **2023: DeWanna Bonner (697)**
- **2022: Brionna Jones (496)**
- 2021: Jonquel Jones (523)
- **2020: DeWanna Bonner (434)**
- 2019: Jonquel Jones (497)
- 2018: Chiney Ogwumike (447)
- 2017: Jonquel Jones (522)
- 2016: Alex Bentley (437)
- 2015: Kelsey Bone (509)
- 2014: Chiney Ogwumike (480)
- 2013: Tina Charles (521)
- 2012: Tina Charles (594)
- 2011: Tina Charles (600)
- 2010: Tina Charles (528)
- 2009: Lindsay Whalen (419)
- 2008: Asjha Jones (561)
- 2007: Katie Douglas (577)
- 2006: Katie Douglas (525)
- 2005: Nykesha Sales (532)
- 2004: Nykesha Sales (517)
- 2003: Nykesha Sales (548)
- 2002: Shannon Johnson (499)
- 2001: Nykesha Sales (433)
- 2000: Taj McWilliams-Franklin (438)
- 1999: Shannon Johnson (447)

SCORING AVERAGE (MIN. 20 GAMES)

- **2023: DeWanna Bonner (17.4)**
- 2022: Jonquel Jones (14.6)
- 2021: Jonquel Jones (19.4)
- **2020: DeWanna Bonner (19.7)**
- 2019: Jonquel Jones (14.6)
- 2018: Chiney Ogwumike (14.4)
- 2017: Jonquel Jones (15.4)
- 2016: Alex Bentley (12.9)
- 2015: Kelsey Bone (15.4)
- 2014: Chiney Ogwumike (15.5)
- 2013: Tina Charles (17.96)
- 2012: Tina Charles (18.0)
- 2011: Tina Charles (17.6)
- 2010: Tina Charles (15.5)
- 2009: Asjha Jones (16.7)
- 2008: Asjha Jones (17.0)
- 2007: Katie Douglas (16.97)
- 2006: Katie Douglas (16.4)
- 2005: Nykesha Sales (15.6)
- 2004: Nykesha Sales (15.2)

- 2003: Nykesha Sales (16.1)
- 2002: Shannon Johnson (16.1)
- 2001: Nykesha Sales (13.5)
- 2000: Taj McWilliams-Franklin (13.4)
- 1999: Shannon Johnson (14.0)

MINUTES

- **2023: Alyssa Thomas (1445)**
- **2022: Alyssa Thomas (1154)**
- **2021: DeWanna Bonner (1021)**
- **2020: DeWanna Bonner (732)**
- **2019: Alyssa Thomas (1025)**
- 2018: Jasmine Thomas (955)
- **2017: Alyssa Thomas (982)**
- 2016: Jasmine Thomas (1091)
- 2015: Kelsey Bone (960)
- 2014: Katie Douglas (1040)
- 2013: Tina Charles (950)
- 2012: Tina Charles (1095)
- 2011: Tina Charles (1135)
- 2010: Tina Charles (1054)
- 2009: Lindsay Whalen (999)
- 2008: Asjha Jones (963)
- 2007: Katie Douglas (1133)
- 2006: Katie Douglas (1002)
- 2005: Taj McWilliam-Franklin (1082)
- 2004: Taj McWilliams-Franklin (1136)
- 2003: Shannon Johnson (1107)
- 2002: Shannon Johnson (1111)
- 2001: Taj McWilliams-Franklin (1060)
- 2000: Shannon Johnson (1129)
- 1999: Shannon Johnson (1145)

FIELD GOALS MADE

- **2023: Alyssa Thomas (243)**
- **2022: Alyssa Thomas (188)**
- 2021: Jonquel Jones (192)
- **2020: DeWanna Bonner (148)**
- 2019: Courtney Williams (187)
- 2018: Chiney Ogwumike (176)
- **2017: Alyssa Thomas (188)**
- 2016: Alex Bentley (169)
- 2015: Kelsey Bone (224)
- 2014: Chiney Ogwumike (196)
- 2013: Tina Charles (218)
- 2012: Tina Charles (250)
- 2011: Tina Charles (254)
- 2010: Tina Charles (206)
- 2009: Asjha Jones (159)
- 2008: Asjha Jones (223)



CONNECTICUT SUN RECORDS

YEAR BY YEAR LEADERS

- 2007: Katie Douglas (207)
- 2006: Katie Douglas (179)
- 2005: Nykesha Sales (201)
- 2004: Nykesha Sales (210)
- 2003: Nykesha Sales (194)
- 2002: Shannon Johnson (157)
- 2001: Nykesha Sales (166)
- 2000: Adrienne Johnson (175)
- 1999: Nykesha Sales (153)

FIELD GOALS ATTEMPTED

- **2023: DeWanna Bonner (548)**
- 2022: Courtney Williams (387)
- **2021: DeWanna Bonner (403)**
- **2020: DeWanna Bonner (351)**
- 2019: Courtney Williams (430)
- 2018: Jasmine Thomas (402)
- 2017: Jasmine Thomas (406)
- 2016: Alex Bentley (439)
- 2015: Kelsey Bone (441)
- 2014: Alex Bentley (402)
- 2013: Tina Charles (545)
- 2012: Tina Charles (501)
- 2011: Tina Charles (543)
- 2010: Tina Charles (423)
- 2009: Asjha Jones (339)
- 2008: Asjha Jones (461)
- 2007: Katie Douglas (484)
- 2006: Katie Douglas (404)
- 2005: Nykesha Sales (482)
- 2004: Nykesha Sales (486)
- 2003: Nykesha Sales (468)
- 2002: Shannon Johnson (389)
- 2001: Nykesha Sales (379)
- 2000: Adrienne Johnson (393)
- 1999: Nykesha Sales (397)

FIELD GOAL % (MIN. 100 ATTEMPTS)

- **2023: Brionna Jones (.571)**
- **2022: Brionna Jones (.569)**
- **2021: Brionna Jones (.571)**
- **2020: Brionna Jones (.605)**
- **2019: Alyssa Thomas (.505)**
- 2018: Chiney Ogwumike (.603)
- 2017: Jonquel Jones (.534)
- 2016: Chiney Ogwumike (.587)
- 2015: Kelsey Bone (.508)
- 2014: Chiney Ogwumike (.536)
- 2013: Mistie Bass (.550)

- 2012: Mistie Bass (.529)
- 2011: Tina Charles (.468)
- 2010: Sandrine Gruda (.491)
- 2009: Asjha Jones (.469)
- 2008: Asjha Jones (.484)
- 2007: Erika de Souza (.534)
- 2006: Taj McWilliams-Franklin (.498)
- 2005: Margo Dydek (.537)
- 2004: Taj McWilliams-Franklin (.477)
- 2003: Taj McWilliams-Franklin (.442)
- 2002: Clarisse Machanguana (.535)
- 2001: Taj McWilliams-Franklin (.474)
- 2000: Taj McWilliams-Franklin (.524)
- 1999: Andrea Congreaves (.500)

FREE THROWS MADE

- **2023: DeWanna Bonner (156)**
- **2022: Brionna Jones (124)**
- **2021: DeWanna Bonner (124)**
- **2020: DeWanna Bonner (111)**
- 2019: Jonquel Jones (108)
- 2018: Chiney Ogwumike (94)
- 2017: Jonquel Jones (135)
- 2016: Chiney Ogwumike (100)
- **2015: Alyssa Thomas (72)**
- 2014: Katie Douglas (89)
- 2013: Tina Charles (85)
- 2012: Renee Montgomery (117)
- 2011: Renee Montgomery (2011)
- 2010: Tina Charles (116)
- 2009: Lindsay Whalen (115)
- 2008: Lindsay Whalen (126)
- 2007: Lindsay Whalen (124)
- 2006: Lindsay Whalen (112)
- 2005: Lindsay Whalen (125)
- 2004: Lindsay Whalen (89)
- 2003: Shannon Johnson (125)
- 2002: Shannon Johnson (164)
- 2001: Taj McWilliams-Franklin (87)
- 2000: Shannon Johnson (107)
- 1999: Shannon Johnson (105)

FREE THROWS ATTEMPTED

- **2023: Alyssa Thomas (186)**
- **2022: Alyssa Thomas (148)**
- **2021: DeWanna Bonner (139)**
- **2020: DeWanna Bonner (124)**
- 2019: Jonquel Jones (132)
- 2018: Chiney Ogwumike (118)
- **2017: Alyssa Thomas (201)**

CONNECTICUT SUN RECORDS

YEAR BY YEAR LEADERS

- 2016: Chiney Ogwumike (139)
- **2015: Alyssa Thomas (104)**
- 2014: Chiney Ogwumike (127)
- 2013: Tina Charles (113)
- 2012: Renee Montgomery (138)
- 2011: Renee Montgomery (152)
- 2010: Tina Charles (152)
- 2009: Lindsay Whalen (129)
- 2008: Lindsay Whalen (157)
- 2007: Lindsay Whalen (158)
- 2006: Lindsay Whalen (124)
- 2005: Lindsay Whalen (156)
- 2004: Taj McWilliams-Franklin (128)
- 2003: Shannon Johnson (171)
- 2002: Shannon Johnson (214)
- 2001: Taj McWilliams-Franklin (117)
- 2000: Shannon Johnson (144)
- 1999: Shannon Johnson (153)

FREE THROW % (MIN. 60 ATTEMPTS)

- **2023: DeWanna Bonner (.862)**
- **2022: Brionna Jones (.844)**
- **2021: DeWanna Bonner (.892)**
- **2020: DeWanna Bonner (.895)**
- 2019: Jonquel Jones (.818)
- 2018: Jasmine Thomas (.855)
- 2017: Jonquel Jones (.818)
- 2016: Jasmine Thomas (.861)
- 2015: Jasmine Thomas (.783)
- 2014: Katie Douglas (.848)
- 2013: Tina Charles (.752)
- 2012: Kara Lawson (.935)
- 2011: Kara Lawson (.890)
- 2010: Renee Montgomery (.855)
- 2009: Lindsay Whalen (.891)
- 2008: Lindsay Whalen (.806)
- 2007: Nykesha Sales (.878)
- 2006: Lindsay Whalen (.903)
- 2005: Lindsay Whalen (.801)
- 2004: Wendy Palmer (.800)
- 2003: Nykesha Sales (.806)
- 2002: Katie Douglas (.866)
- 2001: Nykesha Sales (.784)
- 2000: Shannon Johnson (.743)
- 1999: Nykesha Sales (.805)

THREE-POINT FIELD GOALS MADE

- **2023: DeWanna Bonner (75)**
- 2022: Natisha Hiedeman (69)

- 2021: Natisha Hiedeman (51)
- **2020: DeWanna Bonner (27)**
- 2019: Shekinna Stricklen (76)
- 2018: Shekinna Stricklen (58)
- 2017: Shekinna Stricklen (71)
- 2016: Alex Bentley (48)
- 2015: Shekinna Stricklen (51)
- 2014: Katie Douglas (64)
- 2013: Renee Montgomery (36)
- 2012: Kara Lawson (74)
- 2011: Renee Montgomery (61)
- 2010: Renee Montgomery (66)
- 2009: Tan White (49)
- 2008: Barbara Turner (44)
- 2007: Katie Douglas (68)
- 2006: Katie Douglas (73)
- 2005: Nykesha Sales (49)
- 2004: Katie Douglas (53)
- 2003: Katie Douglas (47)
- 2002: Nykesha Sales (37)
- 2001: Nykesha Sales (43)
- 2000: Adrienne Johnson (52)
- 1999: Sheri Sam (41)

THREE-POINT FIELD GOAL ATTEMPTS

- **2023: DeWanna Bonner (228)**
- 2022: Natisha Hiedeman (168)
- **2021: DeWanna Bonner (139)**
- **2020: DeWanna Bonner (107)**
- 2019: Shekinna Stricklen (199)
- 2018: Jasmine Thomas (148)
- 2017: Shekinna Stricklen (173)
- 2016: Alex Bentley (168)
- 2015: Shekinna Stricklen (142)
- 2014: Katie Douglas (178)
- 2013: Renee Montgomery (110)
- 2012: Kara Lawson (172)
- 2011: Renee Montgomery (159)
- 2010: Renee Montgomery (189)
- 2009: Tan White (130)
- 2008: Barbara Turner (118)
- 2007: Katie Douglas (201)
- 2006: Katie Douglas (173)
- 2005: Nykesha Sales (116)
- 2004: Katie Douglas (153)
- 2003: Katie Douglas (123)
- 2002: Nykesha Sales (115)
- 2001: Nykesha Sales (137)
- 2000: Adrienne Johnson (148)
- 1999: Sheri Sam (125)



CONNECTICUT SUN RECORDS

YEAR BY YEAR LEADERS

THREE-POINT % (MIN. 40 ATTEMPTS)

- **2023: Tyasha Harris (.464)**
- 2022: Natisha Hiedeman (.411)
- 2021: Jasmine Thomas (.400)
- 2020: Natisha Hiedeman (.359)
- 2019: Shekinna Stricklen (.382)
- 2018: Jonquel Jones (.467)
- 2017: Jonquel Jones (.446)
- 2016: Shekinna Stricklen (.351)
- 2015: Shekinna Stricklen (.359)
- 2014: Katie Douglas (.360)
- 2013: Kara Lawson (.458)
- 2012: Kara Lawson (.430)
- 2011: Kara Lawson (.430)
- 2010: Tan White (.366)
- 2009: Anete Jakabsone-Zogota (.394)
- 2008: Jamie Carey (.410)
- 2007: Jamie Carey (.451)
- 2006: Katie Douglas (.422)
- 2005: Brooke Wyckoff (.423)
- 2004: Lindsay Whalen (.351)
- 2003: Nykesha Sales (.386)
- 2002: Wendy Palmer (.383)
- 2001: Elaine Powell (.382)
- 2000: Nykesha Sales (.395)
- 1999: Taj McWilliams-Franklin (.444)

REBOUNDS

- **2023: Alyssa Thomas (394)**
- **2022: Alyssa Thomas (294)**
- 2021: Jonquel Jones (303)
- **2020: Alyssa Thomas (190)**
- 2019: Jonquel Jones (330)
- 2018: Chiney Ogumike (227)
- 2017: Jonquel Jones (403)
- 2016: Chiney Ogumike (221)
- 2015: Kelsey Bone (208)
- 2014: Chiney Ogumike (264)
- 2013: Tina Charles (293)
- 2012: Tina Charles (345)
- 2011: Tina Charles (374)
- 2010: Tina Charles (398)
- 2009: Sandrine Gruda (165)
- 2008: Asjha Jones (201)
- 2007: Margo Dydek (209)
- 2006: Taj McWilliams-Franklin (306)
- 2005: Taj McWilliams-Franklin (248)
- 2004: Taj McWilliams-Franklin (244)

- 2003: Taj McWilliams-Franklin (227)
- 2002: Katie Douglas (135)
- 2001: Taj McWilliams-Franklin (243)
- 2000: Taj McWilliams-Franklin (244)
- 1999: Taj McWilliams-Franklin (239)

OFFENSIVE REBOUNDS

- **2023: Alyssa Thomas (80)**
- **2022: Brionna Jones (95)**
- **2021: Brionna Jones (101)**
- **2020: Brionna Jones (59)**
- 2019: Jonquel Jones (113)
- 2018: Chiney Ogumike (85)
- 2017: Jonquel Jones (123)
- 2016: Chiney Ogumike (88)
- **2015: Alyssa Thomas (61)**
- 2014: Chiney Ogumike (123)
- 2013: Tina Charles (98)
- 2012: Tina Charles (123)
- 2011: Tina Charles (126)
- 2010: Tina Charles (129)
- 2009: Sandrine Gruda (66)
- 2008: Asjha Jones (73)
- 2007: Asjha Jones (65)
- 2006: Taj McWilliams-Franklin (104)
- 2005: Taj McWilliams-Franklin (78)
- 2004: Taj McWilliams-Franklin (83)
- 2003: Taj McWilliams-Franklin (78)
- 2002: Jessie Hicks (60)
- 2001: Taj McWilliams-Franklin (114)
- 2000: Taj McWilliams-Franklin (90)
- 1999: Taj McWilliams-Franklin (81)

DEFENSIVE REBOUNDS

- **2023: Alyssa Thomas (314)**
- **2022: Alyssa Thomas (220)**
- 2021: Jonquel Jones (236)
- **2020: Alyssa Thomas (151)**
- 2019: Jonquel Jones (217)
- **2018: Alyssa Thomas (148)**
- 2017: Jonquel Jones (280)
- 2016: Chiney Ogumike (133)
- 2015: Kelsey Bone (159)
- 2014: Chiney Ogumike (141)
- 2013: Tina Charles (195)
- 2012: Tina Charles (222)
- 2011: Tina Charles (248)
- 2010: Tina Charles (269)
- 2009: Lindsay Whalen (116)
- 2008: Lindsay Whalen (141)

CONNECTICUT SUN RECORDS

YEAR BY YEAR LEADERS

- 2007: Margo Dydek (172)
- 2006: Taj McWilliams-Franklin (202)
- 2005: Taj McWilliams-Franklin (170)
- 2004: Taj McWilliams-Franklin (161)
- 2003: Taj McWilliams-Franklin (149)
- 2002: Katie Douglas (94)
- 2001: Taj McWilliams-Franklin (129)
- 2000: Taj McWilliams-Franklin (154)
- 1999: Taj McWilliams-Franklin (158)

ASSISTS

- **2023: Alyssa Thomas (316)**
- **2022: Alyssa Thomas (218)**
- 2021: Jasmine Thomas (121)
- **2020: Alyssa Thomas (101)**
- 2019: Jasmine Thomas (175)
- 2018: Jasmine Thomas (163)
- **2017: Alyssa Thomas (147)**
- 2016: Jasmine Thomas (172)
- 2015: Jasmine Thomas (133)
- 2014: Alex Bentley (126)
- 2013: Renee Montgomery (71)
- 2012: Kara Lawson (136)
- 2011: Renee Montgomery (167)
- 2010: Renee Montgomery (138)
- 2009: Lindsay Whalen (156)
- 2008: Lindsay Whalen (166)
- 2007: Lindsay Whalen (169)
- 2006: Lindsay Whalen (153)
- 2005: Lindsay Whalen (172)
- 2004: Lindsay Whalen (148)
- 2003: Shannon Johnson (196)
- 2002: Shannon Johnson (163)
- 2001: Elaine Powell (98)
- 2000: Shannon Johnson (169)
- 1999: Shannon Johnson (141)

STEALS

- **2023: Alyssa Thomas (73)**
- **2022: Alyssa Thomas (62)**
- **2021: Brionna Jones (44)**
- **2020: Alyssa Thomas (42)**
- **2019: Alyssa Thomas (66)**
- 2018: Jasmine Thomas (37)
- **2017: Alyssa Thomas (52)**
- **2016: Alyssa Thomas (44)**
- 2015: Alex Bentley (49)
- 2014: Alex Bentley (44)
- 2013: Kelsey Griffin (42)

- 2012: Allison Hightower (43)
- 2011: Renee Montgomery (49)
- 2010: Tan White (54)
- 2009: Lindsay Whalen (43)
- 2008: Lindsay Whalen (45)
- 2007: Lindsay Whalen (73)
- 2006: Katie Douglas (62)
- 2005: Nykesha Sales (61)
- 2004: Nykesha Sales (75)
- 2003: Nykesha Sales (46)
- 2002: Nykesha Sales (60)
- 2001: Nykesha Sales (70)
- 2000: Taj McWilliams-Franklin (59)
- 1999: Nykesha Sales (69)

BLOCKS

- 2023: Rebecca Allen (50)
- 2022: Jonquel Jones (38)
- 2021: Jonquel Jones (34)
- **2020: Brionna Jones (14)**
- 2019: Jonquel Jones (68)
- 2018: Jonquel Jones (42)
- 2017: Jonquel Jones (50)
- 2016: Jonquel Jones (38)
- 2015: Elizabeth Williams (19)
- 2014: Chiney Ogwumike (37)
- 2013: Mistie Bass (29)
- 2012: Tina Charles (47)
- 2011: Tina Charles (60)
- 2010: Tina Charles (57)
- 2009: Sandrine Gruda (41)
- 2008: Asjha Jones (26)
- 2007: Margo Dydek (66)
- 2006: Margo Dydek (85)
- 2005: Margo Dydek (71)
- 2004: Taj McWilliams-Franklin (45)
- 2003: Taj McWilliams-Franklin (33)
- 2002: Jessie Hicks (25)
- 2001: Taj McWilliams-Franklin (50)
- 2000: Cintia Dos Santos (63)
- 1999: Taj McWilliams-Franklin (38)



SUN INDIVIDUAL HIGHS

POINTS

	TOTAL	PLAYER	DATE	OPPONENT
GAME	41	DeWanna Bonner	6/8/23	vs. LVA
HALF	25	Nykesha Sales	6/23/02	vs. NYL
QTR	20	Natisha Hiedeman	6/20/23	vs. ATL
OT	15	Shannon Johnson	6/8/02	vs. CLE (3OT)

HALF	14	Tina Charles	6/29/13	vs. PHO
QTR	10	Tina Charles	6/29/13	vs. PHO
OT	6	Renee Montgomery	8/10/14	vs. WAS

FIELD GOALS MADE

	TOTAL	PLAYER	DATE	OPPONENT
GAME	16	DeWanna Bonner	6/8/23	vs. LVA
HALF	10	Asjha Jones	7/22/09	vs. SAC
QTR	7	Courtney Williams	3/13/18	vs. WAS
	7	Jonquel Jones	8/31/21	@ WAS
	7	Natisha Hiedeman	7/20/23	vs. ATL
OT	5	Shannon Johnson	6/8/02	vs. CLE (3OT)

REBOUNDS

	TOTAL	PLAYER	DATE	OPPONENT
GAME	23	Tina Charles	6/28/11	vs. LAS
HALF	16	Tina Charles	6/28/11	vs. LAS
QTR	9	Tina Charles	9/4/11	@ WAS
OT	6	Taj McWilliams-Franklin	8/9/00	@ MIA (2OT)

OFFENSIVE REBOUNDS

	TOTAL	PLAYER	DATE	OPPONENT
GAME	10	Jonquel Jones	6/27/17	vs. LAS
HALF	8	Tina Charles	6/13/12	vs. LAS
QTR	6	Taj McWilliams-Franklin	8/9/06	@ IND
OT	3	Brianna Jones	9/19/19	vs. PHO (OT)

FIELD GOALS ATTEMPTED

	TOTAL	PLAYER	DATE	OPPONENT
GAME	29	Courtney Williams	3/13/18	vs. WAS
	29	Renee Montgomery	8/3/10	vs. MIN
HALF	20	Courtney Williams	3/13/18	vs. WAS
QTR	12	Courtney Williams	3/13/18	vs. WAS
OT	7	Shannon Johnson	6/26/03	vs. IND (OT)

DEFENSIVE REBOUNDS

	TOTAL	PLAYER	DATE	OPPONENT
GAME	17	Tina Charles	7/7/10	@ ATL (OT)
	17	Alyssa Thomas	8/1/23	vs. MIN
HALF	11	Tina Charles	6/28/11	vs. LAS
QTR	8	Jonquel Jones	8/8/17	vs. SEA
OT	3	Kelsey Bone	6/19/15	@ PHO (OT)

THREE-POINT FIELD GOALS MADE

	TOTAL	PLAYER	DATE	OPPONENT
GAME	8	Shekinna Stricklen	7/22/18	@ DAL
HALF	6	Rebecca Allen	6/6/23	vs. LVA
QTR	5	Natisha Hiedeman	7/20/23	vs. ATL
OT	2	Renee Montgomery	8/7/11	@ PHO (OT)

ASSISTS

	TOTAL	PLAYER	DATE	OPPONENT
GAME	16	Alyssa Thomas	6/1/23	@ MIN
HALF	10	Alyssa Thomas	6/1/23	@ MIN
	10	Alyssa Thomas	9/5/23	vs. LAS
QTR	8	Natisha Hiedeman	9/14/19	vs. DAL
OT	3	Amber Holt	9/4/09	vs. NYL (OT)

THREE-POINT FIELD GOAL ATTEMPTS

	TOTAL	PLAYER	DATE	OPPONENT
GAME	13	Shekinna Stricklen	8/16/19	vs. SEA
	13	Kara Lawson	9/12/12	vs. PHO
HALF	10	Renee Montgomery	7/24/10	vs. LAS
QTR	6	Shekinna Stricklen	8/30/19	@ NYL
	6	Tiffany Hayes	6/22/23	@ MIN
OT	3	Erin Phillips	8/21/09	@ NYL (OT)

STEALS

	TOTAL	PLAYER	DATE	OPPONENT
GAME	7	Alyssa Thomas	7/5/17	@ SAS
HALF	5	Alyssa Thomas	7/10/19	@ ATL
QTR	4	Courtney Williams	8/16/19	vs. SEA
OT	2	Alyssa Thomas	9/9/20	vs. PHO (OT)

FREE THROWS MADE

	TOTAL	PLAYER	DATE	OPPONENT
GAME	19	Tina Charles	6/29/13	vs. PHO
HALF	11	Tina Charles	6/29/13	vs. PHO
QTR	9	Katie Douglas	6/29/07	vs. IND
OT	6	Renee Montgomery	8/10/14	vs. WAS (OT)

TURNOVERS

	TOTAL	PLAYER	DATE	OPPONENT
GAME	9	Alyssa Thomas	7/17/22	vs. LVA
HALF	6	Tan White	8/16/13	@ ATL
QTR	5	Alyssa Thomas	8/31/23	vs. PHO
OT	2	Tina Charles	8/7/11	@ PHO (OT)

FREE THROW ATTEMPTS

	TOTAL	PLAYER	DATE	OPPONENT
GAME	24	Tina Charles	6/29/13	vs. PHO

BLOCKS

	TOTAL	PLAYER	DATE	OPPONENT
GAME	9	Margo Dydek	6/4/05	vs. SAS
HALF	7	Margo Dydek	6/4/05	vs. SAS
QTR	4	Jonquel Jones	8/23/19	vs. LVA
	4	Rebecca Allen	7/20/23	vs. ATL
OT	2	Jonquel Jones	7/3/22	vs. WAS (OT)

***BOLD** name indicates active player for Connecticut Sun





SUN TEAM HIGHS

POINTS

	TOTAL	DATE	OPPONENT
GAME	110	7/7/07	@ LAS
	110	6/1/18	@ CHI
HALF	64	8/5/18	vs. LVA
QTR	37	6/2/22	@ LVA
OT	32	6/27/08	vs. CLE (3OT)

FIELD GOALS MADE

	TOTAL	DATE	OPPONENT
GAME	46	8/5/18	vs. LVA
HALF	26	8/5/18	vs. LVA
QTR	15	6/2/22	@ LVA
OT	11	6/8/02	vs. CLE (3OT)

FIELD GOALS ATTEMPTS

	TOTAL	DATE	OPPONENT
GAME	96	8/3/10	@ MIN (OT)
HALF	52	8/21/09	@ NYL (OT)
QTR	29	5/28/17	@ CHI
OT	25	6/8/02	vs. CLE (3OT)

THREE-POINT FIELD GOALS MADE

	TOTAL	DATE	OPPONENT
GAME	16	7/6/07	@ PHO (2OT)
HALF	10	6/15/22	vs. ATL
QTR	6	7/14/19	@ IND
	6	7/20/23	vs. ATL
OT	3	8/9/00	@ MIA (2OT)

THREE-POINT FIELD GOAL ATTEMPTS

	TOTAL	DATE	OPPONENT
GAME	32	6/5/18	@ ATL
	32	8/24/23	vs. NYL (OT)
HALF	25	7/15/18	@ MIN
QTR	13	6/18/08	@ PHO
OT	8	8/9/00	@ MIA (2OT)

FREE THROWS MADE

	TOTAL	DATE	OPPONENT
GAME	35	8/18/99	vs. DET
	35	9/19/04	vs. IND
	35	6/27/08	vs. ATL (OT)
HALF	28	7/30/05	vs. DET
QTR	19	6/3/12	vs. WAS
OT	12	6/27/08	vs. ATL (OT)

FREE THROW ATTEMPTS

	TOTAL	DATE	OPPONENT
GAME	47	8/18/99	vs. DET
HALF	33	7/30/05	vs. DET
QTR	20	6/3/12	vs. WAS
OT	17	6/27/08	vs. ATL (OT)

REBOUNDS

	TOTAL	DATE	OPPONENT
GAME	55	9/9/20	vs. PHO (OT)
HALF	31	8/4/22	vs. PHO

QTR	21	8/4/22	vs. PHO
OT	12	8/9/00	@ MIA (2OT)

OFFENSIVE REBOUNDS

	TOTAL	DATE	OPPONENT
GAME	24	8/3/10	@ MIN (OT)
HALF	14	7/12/01	@ CHR
QTR	11	6/5/18	@ ATL
OT	7	8/9/00	@ MIA (2OT)

DEFENSIVE REBOUNDS

	TOTAL	DATE	OPPONENT
GAME	38	5/21/23	vs. WAS
HALF	21	6/17/22	vs. SEA
	21	5/21/23	vs. WAS
QTR	14	8/4/22	vs. PHO
OT	6	6/19/15	@ PHO (2OT)

ASSISTS

	TOTAL	DATE	OPPONENT
GAME	30	6/19/09	vs. CHI
	30	6/15/22	vs. ATL
	30	6/25/23	vs. CHI
HALF	18	5/19/21	vs. IND
	18	6/25/23	vs. CHI
QTR	11	7/7/18	@ LVA
	11	6/1/23	vs. MIN
	11	7/6/23	vs. SEA
OT	5	6/19/15	@ PHO (2OT)

PERSONAL FOULS

	TOTAL	DATE	OPPONENT
GAME	35	6/22/18	@ ATL
HALF	21	6/22/18	@ ATL
QTR	13	7/19/15	@ WAS
OT	8	6/8/02	vs. CLE (3OT)

STEALS

	TOTAL	DATE	OPPONENT
GAME	19	8/16/19	vs. SEA
HALF	13	8/16/19	vs. SEA
QTR	10	8/16/19	vs. SEA
OT	4	8/10/14	vs. WAS

BLOCKS

	TOTAL	DATE	OPPONENT
GAME	11	5/25/21	@ SEA
HALF	9	8/23/19	vs. LVA
QTR	6	8/31/13	@ PHO
OT	3	7/3/22	vs. WAS

TURNOVERS

	TOTAL	DATE	OPPONENT
GAME	27	6/7/00	@ CLE (OT)
HALF	17	8/9/19	@ MIN
QTR	12	7/19/09	vs. IND
OT	4	6/8/02	vs. CLE (3OT)





SUN TEAM LOWS

POINTS

	TOTAL	DATE	OPPONENT
GAME	41	6/27/01	vs. CLE
HALF	15	9/1/15	@ IND
QTR	4	7/20/13	@ SAS
OT	1	7/30/09	@ IND

FIELD GOALS MADE

	TOTAL	DATE	OPPONENT
GAME	15	8/1/03	vs. WAS
HALF	5	9/1/15	@ IND
QTR	1	9/1/15	@ IND
OT	0	8/22/10	@ NYL
	0	9/10/23	vs. CHI

FIELD GOALS ATTEMPTS

	TOTAL	DATE	OPPONENT
GAME	43	7/30/00	@ POR
HALF	16	6/28/00	vs. MIA
QTR	8	Many Times	
OT	4	6/14/16	vs. WAS

THREE-POINT FIELD GOALS MADE

	TOTAL	DATE	OPPONENT
GAME	0	5/22/04	vs. PHO
HALF	0	Many Times	
QTR	0	Many Times	
OT	0	Many Times	

THREE-POINT FIELD GOAL ATTEMPTS

	TOTAL	DATE	OPPONENT
GAME	4	5/28/05	vs. PHO
HALF	0	6/7/13	vs. WAS
QTR	0	Many Times	
OT	0	7/11/09	vs. DET

FREE THROWS MADE

	TOTAL	DATE	OPPONENT
GAME	2	5/31/13	@ CHI
HALF	0	5/31/22	vs. LVA
QTR	0	Many Times	
OT	0	Many Times	

REBOUNDS

	TOTAL	DATE	OPPONENT
GAME	16	7/16/99	vs. CHR
HALF	5	8/12/99	vs. CLE
QTR	2	6/29/19	@ DAL
OT	1	6/15/16	vs. MIN

OFFENSIVE REBOUNDS

	TOTAL	DATE	OPPONENT
GAME	2	8/14/15	vs. NYL
	2	8/17/21	vs. MIN
	2	6/18/23	@ LAS
HALF	0	Many Times	
QTR	0	Many Times	

OT 0 Many Times

DEFENSIVE REBOUNDS

	TOTAL	DATE	OPPONENT
GAME	11	5/28/16	@ SEA
HALF	3	5/28/16	@ SEA
QTR	0	8/26/16	vs. MIN
OT	1	6/15/16	vs. MIN

ASSISTS

	TOTAL	DATE	OPPONENT
GAME	5	6/17/99	@ DET
HALF	1	9/7/13	@ IND
QTR	0	Many Times	
OT	0	Many Times	

PERSONAL FOULS

	TOTAL	DATE	OPPONENT
GAME	7	8/26/12	vs. CHI
HALF	0	7/19/22	vs. NYL
QTR	0	Many Times	
OT	0	8/21/12	vs. TLS

STEALS

	TOTAL	DATE	OPPONENT
GAME	1	6/26/18	@ WAS
HALF	0	Many Times	
QTR	0	Many Times	
OT	0	Many Times	

TURNOVERS

	TOTAL	DATE	OPPONENT
GAME	4	7/19/17	at NYL

BLOCKS

	TOTAL	DATE	OPPONENT
GAME	0	Many Times	
HALF	0	Many Times	
QTR	0	Many Times	
OT	0	Many Times	





FTA 16 | AST 22 REB 31 T/O 15 FGM 31

3:10

OPPONENT HISTORY



ATLANTA DREAM

All-Time Regular Season Series: 31-28

- Home: 20-10
- Away: 11-18

All-Time Playoff Series: 0-2

- Home: 0-1
- Away: 0-1



GAME-BY-GAME HISTORY

Regular Season:

2023 (3-1):

6/11/23: W, 89-77
6/15/23: L, 92-88
7/20/23: W, 82-71
7/22/23: W, 86-78

2022 (3-0):

6/15/22: W, 105-92
6/26/22: W, 72-61
7/15/22: W, 93-68

2021 (3-0):

5/14/21: W, 78-67
7/9/21: W, 84-72
9/19/21: W, 84-64

2020 (1-1):

8/10/20: W, 93-82
9/11/20: L, 82-75

2019 (2-2):

6/9/19: W, 65-59
6/21/19: W, 86-76
7/10/19: L, 78-75
7/19/19: L, 98-69

2018 (0-3):

6/5/18: L, 82-77
6/22/18: L, 75-70
7/17/18: L, 86-83

2017 (2-1):

5/13/17: L, 81-74
6/10/17: W, 104-71
8/15/17: W, 96-75

2016 (0-4):

6/3/16: L, 83-77
6/12/16: L, 93-87
7/10/16: L, 67-63
8/28/16: L, 87-73

2015 (2-3):

6/7/15: W, 75-70
6/14/15: W, 82-64
8/16/15: L, 90-77
8/23/15: L, 102-92
8/25/15: L, 71-57

2014 (2-2):

6/1/14: W, 85-76
7/8/14: L, 83-71
7/29/14: L, 89-80
8/17/14: W, 84-55

2013 (2-3):

6/23/13: L, 78-77
7/24/13: L, 74-65
8/14/13: W, 88-86
8/16/13: L, 88-57
9/11/13: W, 78-77

2012 (3-1):

6/10/12: W, 92-73
6/17/12: W, 75-73
9/2/12: L, 87-80
9/23/12: W, 92-72

2011 (2-2):

7/31/11: W, 99-92
8/19/11: L, 94-88
8/21/11: W, 86-87
9/6/11: L, 85-74

2010 (1-3):

5/15/10: L, 97-82
7/7/10: L, 108-103
7/17/10: W, 96-80
7/30/10: L, 94-62

2009 (1-3):

6/14/09: L, 67-62
6/27/09: W, 82-68
7/7/09: L, 72-67
9/11/09: L, 88-64

2008 (3-0):

5/17/08: W, 100-67
6/27/08: W, 109-101
8/29/08: W, 98-72

Postseason:

2011 (0-2):

9/16/11: L, 89-84
9/18/11: L, 69-64





CHICAGO SKY

All-Time Regular Season Series: 33-32

- Home: 17-14
- Away: 16-18

All-Time Playoff Series: 5-5

- Home: 2-2
- Away: 3-3



GAME-BY-GAME HISTORY

Regular Season:

2023 (3-1):

6/25/23: W, 96-72
7/12/23: W, 84-72
8/20/23: W, 79-73
9/10/23: L, 102-91

2022 (0-4):

6/10/22: L, 83-79
6/29/22: L, 91-83
7/31/22: L, 95-92
8/7/22: L, 94-91

2021 (1-2):

6/17/21: L, 81-75
6/19/21: L, 91-81
6/27/21: W, 74-58

2020 (1-1):

8/8/20: L, 100-93
8/14/20: W, 77-74

2019 (2-1):

6/23/19: L, 93-75
7/30/19: W, 100-94
9/6/19: W, 109-104

2018 (2-1):

6/1/18: W, 110-72
8/10/18: L, 97-86
8/12/18: W, 82-75

2017 (2-1):

5/28/17: W, 97-79
7/25/17: W, 93-72
8/25/17: L, 96-83

2016 (1-2):

5/14/16: L, 93-70
7/22/16: W, 94-89
9/11/16: L, 96-86

2015 (3-2):

6/11/15: W, 67-65
7/2/15: L, 77-74
7/12/15: L, 96-76
8/30/15: W, 72-68
9/13/15: W, 86-75

2014 (1-3):

5/21/14: L, 78-68
5/30/14: L, 101-82
6/25/14: W, 79-69
8/5/14: L, 82-66

2013 (0-4):

5/31/13: L, 86-75
6/12/13: L, 83-70
8/9/13: L, 77-61
8/18/13: L, 89-78

2012 (3-1):

7/13/12: W, 80-78
8/26/12: L, 82-70
8/28/12: W, 83-72
9/9/12: W, 82-77

2011 (3-2):

6/10/11: L, 78-75
6/19/11: W, 83-68
6/23/11: L, 107-101
7/26/11: W, 77-66
8/9/11: W, 69-58

2010 (2-2):

5/15/10: W, 74-61
6/22/10: L, 86-77
7/1/10: L, 92-80
8/20/10: W, 78-71

2009 (1-2):

6/16/09: L, 78-75
6/19/09: W, 91-61
8/1/09: L, 84-72

2008 (3-1):

6/1/08: W, 73-75
7/18/08: L, 73-65
7/20/08: W, 74-67
9/5/08: W, 80-75

2007 (3-1):

6/1/07: W, 73-75
6/17/07: L, 87-74
7/31/07: W, 74-56
8/11/07: W, 88-66

2006 (3-0):

6/23/06: W, 84-79
7/20/06: W, 86-72
8/8/06: W, 85-59

Postseason:

2020 (1-0):

9/15/20: W, 94-81

2021 (1-3):

9/28/21: L, 101-95
9/30/21: W, 79-68
10/3/21: L, 86-83
10/6/21: L, 79-69

2022 (3-2):

8/28/22: W, 68-63
8/31/22: L, 85-77
9/4/22: L, 76-72
9/6/22: W, 101-76
9/8/22: W, 72-63





DALLAS WINGS

All-Time Regular Season Series: 42-33

- Home: 24-14
- Away: 18-19

All-Time Playoff Series: 5-5

- Home: 3-3
- Away: 2-2



GAME-BY-GAME HISTORY

Regular Season:

Dallas Wings-

2023 (2-2):

6/4/23: W, 80-74
7/25/23: W, 88-83
8/12/23: L, 91-81
8/18/23: L, 95-75

2022 (1-2):

5/24/22: L, 85-77
5/26/22: W, 99-68
7/5/22: L, 82-71

2021 (3-0):

6/22/21: W, 80-70
8/15/21: W, 80-59
9/7/21: W, 83-56

2020 (2-0):

8/6/20: W, 91-68
8/12/20: W, 70-66

2019 (2-1):

6/26/19: L, 74-73
8/18/19: W, 78-68
9/4/19: W, 102-72

2018 (3-0):

7/22/18: W, 92-75
8/8/18: W, 101-92
8/14/18: W, 96-76

2017 (2-1):

6/25/17: L, 96-82
8/12/17: W, 96-88
8/23/17: W, 93-87

2016 (3-0):

7/2/16: W, 86-83
7/20/16: W, 89-78
9/16/16: W, 107-74

Tulsa Shock-

2015 (1-1):
8/12/15: W, 80-74
8/21/15: L, 84-76

2014 (1-1):

7/3/14: L, 96-83
7/5/14: W, 78-76

2013 (1-1):

7/2/13: W, 88-69
7/19/13: L, 64-58

2012 (2-0):

7/6/12: W, 86-75
8/21/12: W, 82-80

2011 (1-1):

6/12/11: W, 90-79
8/28/11: L, 83-72

2010 (2-0):

6/29/10: W, 101-89
8/17/10: W, 90-62

Detroit Shock-

2009 (1-2):
7/5/09: W, 95-92
7/11/09: L, 79-77
8/25/09: L, 90-70

2008 (1-2):

6/24/08: W, 85-68
6/26/08: L, 70-61
7/8/08: L, 88-82

2007 (0-4):

6/10/07: L, 79-74
6/15/07: L, 75-72
6/27/07: L, 77-74
7/24/07: L, 92-88

2006 (0-3):

5/27/06: L, 77-73
6/30/06: L, 70-64
8/13/06: L, 88-65

2005 (1-3):

5/21/05: L, 78-67
6/18/05: W, 73-63
7/20/05: L, 66-57
7/30/05: L, 75-66

2004 (3-1):

6/6/04: L, 74-73
6/25/04: W, 71-67
6/27/04: W, 74-72
7/21/04: W, 78-68

2003 (0-4):

6/5/03: L, 103-89
6/22/03: L, 82-73
7/8/03: L, 66-50
8/5/03: L, 78-61

2002 (3-0):

5/30/02: W, 80-66
6/21/02: W, 80-59
8/11/02: W, 71-58

2001 (2-1):

6/5/01: W, 92-71
7/8/01: W, 73-67
7/29/01: L, 64-62

2000 (3-0):

7/9/00: W, 68-62
7/19/00: W, 88-78
8/6/00: W, 92-63

1999 (1-3):

6/17/99: L, 79-74
7/12/99: L, 76-67
8/18/99: W, 93-81
8/21/99: L, 74-68

Postseason:

Dallas Wings-
2022 (2-1)

8/18/22: W, 93-68
8/21/22: L, 89-79
8/24/22: W, 73-58

Detroit Shock-

2006 (1-2):

8/24/06: L, 70-59
8/26/06: W, 77-68
8/27/06: L, 79-55

2005 (2-0):

8/31/05: W, 73-62
9/2/05: W, 75-67

2003 (0-2):

9/5/03: L, 73-63
9/7/03: L, 79-73





INDIANA FEVER

All-Time Regular Season Series: 55-31

- Home: 31-11
- Away: 24-20

All-Time Playoff Series: 4-4

- Home: 3-1
- Away: 1-3

GAME-BY-GAME HISTORY

Regular Season:

2023 (4-0):

5/19/23: W, 70-61
5/30/23: W, 81-78
8/4/23: W, 88-72
9/8/23: W, 76-59

2022 (4-0):

5/20/22: W, 94-85
5/22/22: W, 92-70
6/8/22: W, 88-69
7/13/22: W, 89-81

2021 (2-1):

5/19/21: W, 88-67
7/1/21: W, 86-80
7/3/21: L, 73-67

2020 (2-0):

8/18/20: W, 84-62
9/5/20: W, 96-77

2019 (2-1):

5/28/19: W, 88-77
7/14/19: W, 76-63
9/8/19: L, 104-76

2018 (3-0):

5/26/18: W, 86-77
6/24/18: W, 87-78
6/27/18: W, 101-89

2017 (2-1):

5/20/17: L, 81-79
7/1/17: W, 91-85
7/30/17: W, 89-73

2016 (2-1):

7/5/16: L, 88-77
7/13/16: W, 86-64
9/13/16: W, 89-87

2015 (0-4):

6/30/15: L, 92-84
7/28/15: L, 75-73
8/2/15: L, 83-70
9/1/15: L, 81-51

2014 (2-2):

5/29/14: L, 79-65
6/7/14: W, 88-71
6/17/14: W, 89-67
7/10/14: L, 72-68

2013 (3-2):

6/12/13: W, 73-61
7/6/13: L, 78-66
8/1/13: W, 70-64
9/7/13: L, 69-60
9/15/13: W, 82-80

2012 (3-1):

6/8/12: W, 89-81
6/19/12: W, 88-85
6/21/12: L, 95-61
9/19/12: W, 73-67

2011 (2-3):

6/25/11: L, 75-70
7/13/11: L, 90-78
7/17/11: W, 76-71
7/28/11: L, 69-58
9/2/11: W, 83-55

2010 (2-2):

6/11/10: W, 86-77
6/13/10: L, 77-67
7/14/10: W, 77-68
8/15/10: L, 79-66

2009 (2-2):

7/2/09: L, 67-53
7/19/09: W, 67-61
7/30/09: L, 94-85
9/13/09: W, 95-85

2008 (1-2):

5/27/08: L, 75-46
7/5/08: L, 81-74
8/28/08: W, 84-58

2007 (4-0):

6/22/07: W, 78-74
6/29/07: W, 72-67
8/4/07: W, 84-59
8/15/07: W, 77-74

2006 (2-1):

7/1/06: W, 76-66
8/9/06: W, 71-63
8/11/06: L, 87-68

2005 (2-2):

7/13/05: L, 64-53
7/26/05: W, 68-55
8/6/05: W, 74-65
8/23/05: L, 69-63

2004 (4-0)

6/22/04: W, 63-58
7/6/04: W, 79-77

7/11/04: W, 65-61
9/19/04: W, 80-60

2003 (2-2):

6/20/03: L, 84-74
6/26/03: L, 94-90
8/3/03: W, 66-55
8/25/03: W, 72-62

2002 (1-2):

6/11/02: L, 75-69
7/3/02: W, 79-71
8/7/02: L, 70-63

2001 (2-1):

6/18/01: W, 72-65
7/13/01: L, 74-60
8/14/01: W, 78-72

2000 (2-1):

6/3/00: W, 88-82
6/17/00: L, 79-54
7/6/00: W, 72-60

Postseason:

2012 (1-2)
10/5/12: W, 76-64
10/8/12: L, 78-76
10/11/12: L, 87-71

2007 (1-2)

8/23/07: W, 93-88
8/25/07: L, 78-59
8/27/07: L, 93-88

2005 (2-0)

9/8/05: W, 73-68
9/10/05: W, 77-67





LAS VEGAS ACES

All-Time Regular Season Series: 33-21

- Home: 19-8
- Away: 14-13

All-Time Playoff Series: 3-6

- Home: 2-2
- Away: 1-4



GAME-BY-GAME HISTORY

Regular Season:

Las Vegas Aces

2023 (1-2):

6/6/23: L, 90-84
6/8/23: W, 94-77
7/1/23: L, 102-84

2022 (1-2):

5/31/22: L, 89-81
6/2/22: W, 97-90
7/17/22: L, 91-83

2021 (3-0):

5/23/21: W, 72-65
6/1/21: W, 74-67
8/24/21: W, 76-62

2020 (0-2):

8/20/20: L, 99-78
9/3/20: L, 93-78

2019 (2-1):

6/2/19: W, 80-74
8/11/19: L, 89-81
8/23/19: W, 89-85

2018 (2-1):

5/20/18: W, 101-65
7/7/18: L, 94-90
8/5/18: W, 109-88

San Antonio Stars

2017 (3-0):

6/3/17: W, 85-77
7/5/17: W, 89-56
7/16/17: W, 89-75

2016 (2-1):

5/19/16: W, 72-68
6/29/16: W, 93-90
8/30/16: W, 89-62

2015 (2-0):

8/4/15: W, 82-51
9/4/15: W, 73-72

2014 (1-1):

7/1/14: L, 74-71
8/1/14: W, 89-79

2013 (1-1):

7/14/13: W, 86-84
7/20/13: L, 60-52

2012 (2-0):

5/25/12: W, 83-79
8/30/12: W, 84-73

2011 (0-2):

8/11/11: L, 72-59
8/30/11: L, 78-66

2010 (1-1):

6/6/10: W, 81-68
7/6/10: L, 79-66

2009 (2-0):

6/21/09: W, 71-58
7/17/09: W, 72-64

2008 (0-2):

9/7/08: L, 85-73
9/11/08: L, 78-74

2007 (0-2):

5/23/07: L, 74-71
6/23/07: L, 71-58

2006 (2-0):

7/22/06: W, 79-61
7/30/06: W, 72-65

2005 (2-0):

6/4/05: W, 80-69
6/11/05: W, 78-69

2004 (1-1)

7/15/04: L, 78-67
7/24/04: W, 69-55

2003 (1-0):

6/1/03: W, 83-64

Utah Starzz

2002 (1-0):

7/19/02: W, 84-73

2001 (0-1):

6/7/01: L, 79-82

2000 (1-1):

6/13/00: W, 88-80
7/23/00: L, 69-66

1999 (1-1):

6/12/99: L, 71-65
7/10/99: W, 62-56

Postseason:

2022 (1-3):

9/11/22: L, 67-64

9/13/22: L, 85-71

9/15/22: W, 105-76

9/18/22: L, 78-71

2020 (2-3):

9/20/20: W, 87-62

9/22/20: L, 83-75

9/24/20: W, 77-68

9/27/20: L, 84-75

9/29/20: L, 66-63





LOS ANGELES SPARKS

All-Time Regular Season Series: 27-28

- Home: 16-11
- Away: 11-17

All-Time Playoff Series: 4-0

- Home: 2-0
- Away: 2-0



GAME-BY-GAME HISTORY

Regular Season:

2023 (3-0):

6/18/23: W, 83-74
8/27/23: W, 83-68
9/5/23: W, 90-76

2022 (3-0):

5/14/22: W, 77-60
8/9/22: W, 97-71
8/11/22: W, 93-69

2021 (3-0):

8/26/21: W, 76-72
8/28/21: W, 76-61
9/9/21: W, 75-57

2020 (0-2):

7/30/20: L, 81-76
8/28/20: L, 80-76

2019 (1-2):

5/31/19: L, 77-70
6/6/19: W, 89-77
8/25/19: L, 84-72

2018 (3-0):

5/24/18: W, 102-94
7/3/18: W, 73-72
8/19/18: W, 89-86

2017 (0-3):

6/27/17: L, 87-79
7/13/17: L, 87-77
9/3/17: L, 81-70

2016 (0-3):

5/26/16: L, 77-72
6/26/16: L, 80-73

7/15/16: L, 98-92

2015 (2-0):

6/21/15: W, 76-68
6/26/15: W, 80-76

2014 (0-2):

7/13/14: L, 90-64
8/3/14: L, 70-69

2013 (0-2):

8/6/13: L, 74-72
8/27/13: L, 91-78

2012 (0-2):

6/13/12: L, 87-81
9/14/12: L, 93-82

2011 (2-0):

6/28/11: W, 79-76
8/3/11: W, 79-70

2010 (1-1):

6/16/10: W, 78-75
7/24/10: L, 89-80

2009 (1-1):

7/14/09: W, 82-71
8/30/09: L, 91-81

2008 (1-1):

6/13/08: L, 98-93
7/24/08: W, 87-61

2008 (1-1):

6/13/08: L, 98-93
7/24/08: W, 87-61

2007 (1-1):

5/26/07: L, 88-68
7/7/07: W, 110-89

2006 (1-1):

6/17/06: L, 82-70
8/3/06: W, 72-63

2005 (2-0):

6/20/05: W, 90-70
8/9/05: W, 64-51

2004 (1-1)

5/27/04: W, 82-73
6/14/04: L, 76-74

2003 (1-1):

5/24/03: L, 82-73
7/20/03: W, 76-73

2002 (0-1):

7/22/02: L, 92-84

2001 (0-2):

6/1/01: L, 68-62
6/14/01: L, 84-68

2000 (0-1):

7/25/00: L, 78-63

1999 (1-1):

6/15/99: W, 88-86
7/27/99: L, 81-60

Postseason:

2020 (1-0):

9/17/20: W, 73-59

2019 (3-0):

9/17/19: W, 84-75
9/19/19: W, 94-68
9/22/19: W, 78-56





MINNESOTA LYNX

All-Time Regular Season Series: 30-26

- Home: 17-11
- Away: 13-15

All-Time Playoff Series: 2-1

- Home: 1-1
- Away: 1-0



GAME-BY-GAME HISTORY

Regular Season:	2016 (2-1):	2007 (1-1):
2023 (3-1):	7/7/16: W, 93-89	6/13/07: L, 77-73
6/1/23: W, 89-84	8/26/16: W, 84-80	7/17/07: W, 84-79
6/22/23: W, 89-68	9/4/16: L, 93-79	
7/30/23: L, 87-83		2006 (2-0):
8/1/23: W, 79-69	2015 (1-1):	5/23/06: W, 81-69
	7/14/15: L, 85-79	6/22/06: W, 79-62
	7/22/15: W, 78-77	
2022 (3-0):		2005 (2-0):
7/22/22: W, 94-84	2014 (0-2):	6/30/05: W, 71-56
7/24/22: W, 86-79	5/18/14: L, 90-87	7/17/05: W, 72-53
8/14/22: W, 90-83	7/27/14: L, 76-65	
		2004 (0-2)
2021 (2-1):	2013 (0-2):	7/14/04: L, 66-63
5/30/21: L, 79-74	6/1/13: L, 90-74	7/22/04: L, 68-52
8/17/21: W, 72-60	8/22/13: L, 91-77	
8/19/21: W, 82-71		2003 (1-1):
	2012 (1-1):	7/10/03: L, 83-75
2020 (0-2):	6/1/12: L, 85-72	7/23/03: W, 84-70
7/26/20: L, 77-69	7/7/12: W, 86-80	
8/1/20: L, 78-69		2002 (0-1):
	2011 (1-1):	6/29/02: L, 67-59
2019 (1-2):	7/9/11: L, 90-67	
6/14/19: W, 85-81	8/16/11: W, 108-79	2001 (0-1):
7/6/19: L, 74-71		7/21/01: W, 71-49
8/9/19: L, 89-57	2010 (1-1):	
	5/27/10: W, 105-79	2000 (0-2):
2018 (3-0):	8/3/10: L, 111-103	6/8/00: L, 71-57
6/9/18: W, 89-75		6/15/00: L, 72-66
7/15/18: W, 83-64	2009 (1-1):	
8/17/18: W, 96-79	8/7/09: L, 95-88	1999 (1-1):
	8/22/09: W, 98-94	7/7/99: L, 71-66
2017 (1-2):		8/20/99: W, 83-80
5/23/17: L, 80-78	2008 (2-0):	
5/26/17: L, 82-68	6/6/08: W, 78-77	Postseason:
6/17/17: W, 98-93	6/10/08: W, 75-66	2023 (2-1):
		9/13/23: W, 90-60
		9/17/23: L, 82-75
		9/20/23: W, 90-75





NEW YORK LIBERTY

All-Time Regular Season Series: 48-45

- Home: 28-19
- Away: 20-26

All-Time Playoff Series: 6-5

- Home: 3-3
- Away: 3-2



GAME-BY-GAME HISTORY

Regular Season:

2023 (0-4):

5/27/23: L, 81-65
6/27/23: L, 89-81
8/24/23: L, 95-90
9/1/23: L, 89-58

2022 (2-2):

5/7/22: L, 81-79
5/17/22: W, 92-65
6/22/22: L, 81-77
7/19/22: W, 82-63

2021 (3-0):

6/5/21: W, 85-64
7/11/21: W, 71-54
9/15/21: W, 98-69

2020 (2-0):

8/22/20: W, 82-65
9/1/20: W, 70-65

2019 (3-0):

7/24/19: W, 70-63
8/4/19: W, 94-79
8/30/19: W, 94-84

2018 (2-1):

6/7/18: W, 88-66
7/11/18: L, 79-76
8/1/18: W, 92-77

2017 (2-2):

6/14/17: W, 96-76
6/23/17: W, 94-89
7/19/17: L, 96-80
8/18/17: L, 82-70

2016 (0-3):

6/16/16: L, 80-72
7/17/16: L, 83-76
9/9/16: L, 89-82

2015 (0-4):

7/16/15: L, 64-57
8/14/15: L, 90-78
8/29/15: L, 80-66
9/9/15: L, 74-64

2014 (2-3):

5/16/14: L, 75-54
6/13/14: W, 83-75
6/15/14: W, 76-72
6/29/14: L, 67-65
8/8/14: L, 71-66

2013 (2-2):

5/25/13: W, 81-69
6/14/13: L, 78-68
8/3/13: W, 88-66
8/25/13: L, 74-66

2012 (4-1):

5/19/12: W, 78-73
5/20/12: W, 92-77
6/15/12: W, 97-55
8/16/12: L, 79-66
8/18/12: W, 85-74

2011 (3-1):

7/15/11: W, 68-59
7/19/11: W, 85-79
8/18/11: L, 84-81
9/11/11: W, 69-63

2010 (1-4):

6/4/10: W, 75-68
6/27/10: L, 77-68
7/20/10: L, 82-74
8/1/10: L, 71-67
8/22/10: L, 88-87

2009 (3-1):

6/7/09: W, 66-57
8/19/09: W, 74-69
8/21/09: L, 85-83
9/4/09: W, 88-85

2008 (2-1):

5/18/08: W, 77-63
5/30/08: W, 89-84
7/15/08: L, 77-71

2007 (2-2):

6/20/07: L, 76-73
6/26/07: W, 79-75
6/29/07: W, 67-61
8/17/07: L, 74-66

2006 (4-0)

5/20/06: W, 91-74
6/7/06: W, 75-60
7/24/06: W, 89-71
8/1/06: W, 66-52

2005 (2-2):

7/7/05: L, 89-79
7/28/05: W, 73-70
8/2/05: W, 72-65
8/20/05: L, 64-58

2004 (2-2):

7/31/04: L, 80-66
9/3/04: W, 61-43
9/10/04: W, 77-66
9/17/04: L, 69-66

2003 (2-2):

7/1/03: L, 90-64
7/6/03: W, 62-58
8/12/03: L, 74-73
8/16/03: W, 84-71

2002 (3-0):

6/18/02: W, 71-62
6/23/02: W, 77-65
8/13/02: W, 70-63

2001 (1-2):

6/25/01: W, 67-54
6/30/01: L, 72-60
8/10/01: L, 77-67

2000 (1-2):

7/1/00: W, 69-57
7/14/00: L, 55-51
8/4/00: L, 70-57

1999 (0-4):

7/20/99: L, 61-56
7/29/99: L, 73-65
8/1/99: L, 74-61
8/9/99: L, 80-75

Postseason:

2023 (1-3):

9/24/23: W, 78-63
9/26/23: L, 84-77

9/29/23: L, 92-81
10/1/23: L, 87-84

2012 (2-0):

9/27/12: W, 65-60
9/29/12: W, 75-62

2008 (1-2):

9/18/08: L, 72-63
9/20/08: W, 73-70
9/22/08: L, 66-62

2004 (2-0):

10/1/04: W, 61-51
10/3/04: W, 60-57





PHOENIX MERCURY

All-Time Regular Season Series: 30-24

- Home: 19-7
- Away: 11-17

All-Time Playoff Series: 0-2

- Home: 0-2
- Away: 0-0



GAME-BY-GAME HISTORY

Regular Season:	6/29/16: L, 86-75	2006 (1-1)
2023 (1-2):	9/2/16: W, 87-74	6/16/06: L, 91-86
7/18/23: L, 72-66		7/8/06: W, 82-77
8/10/23: L, 90-84	2015 (1-1):	
8/31/23: W, 84-74	6/19/15: W, 90-78	2005 (2-0):
	8/27/15: L, 81-80	5/28/05: W, 85-68
2022 (3-0):		6/25/05: W, 77-69
6/3/22: W, 92-88	2014 (1-1):	
8/2/22: W, 87-63	6/12/14: W, 96-95	2004 (0-2):
8/4/22: W, 77-64	7/17/14: L, 101-85	5/22/04: L, 65-58
		6/9/04: L, 75-59
2021 (3-0):	2013 (0-2):	2003 (1-0):
5/16/21: W, 86-78	6/29/13: L, 89-70	7/19/03: W, 75-67
5/21/21: W, 84-67	8/31/13: L, 76-68	
9/11/21: W, 76-67	2012 (1-1):	2002 (1-0):
2020 (1-1):	9/7/12: L, 91-82	7/6/02: W, 72-70
9/7/20: W, 85-70	9/12/12: W, 100-78	
9/9/20: L, 100-95	2011 (2-0):	2001 (1-1):
2019 (3-0):	8/7/11: W, 96-95	6/16/01: L, 72-68
7/12/19: W, 79-64	8/26/11: W, 95-92	8/5/01: W, 78-69
8/1/19: W, 68-62	2010 (2-0):	2000 (0-1):
8/14/19: W, 78-71	6/20/10: W, 96-94	8/1/00: L, 84-77
	6/25/10: W, 82-79	1999 (1-1):
2018 (1-2):	2009 (0-2):	6/21/99: W, 80-76
6/16/18: L, 89-72	7/28/09: L, 95-80	7/23/99: L, 73-67
7/5/18: L, 84-77	8/29/09: L, 95-84	Postseason:
7/13/18: W, 91-87	2008 (0-1):	2018 (0-1):
2017 (2-1):	6/18/08: L, 102-81	8/23/18: L, 96-86
8/4/17: W, 93-92	6/29/08: L, 87-80	2017 (0-1):
8/20/17: W, 94-66	2007 (1-1):	9/10/17: L, 88-83
9/1/17: L, 86-66	6/2/07: W, 76-67	
2016 (1-2):	7/6/07: L, 111-109	
5/31/16: L, 99-90		





SEATTLE STORM

All-Time Regular Season Series: 30-21

- Home: 19-7
- Away: 11-14

All-Time Playoff Series: 1-2

- Home: 1-0
- Away: 0-2

GAME-BY-GAME HISTORY

Regular Season:	2015 (2-0):	7/16/06: W, 92-83
2023 (3-0):	6/16/15: W, 79-58	
6/20/23: W, 85-79	7/31/15: W, 67-66	2005 (1-1):
7/6/23: W, 93-73		6/7/05: W, 81-69
8/8/23: W, 81-69	2014 (2-0):	6/22/05: L, 95-86
	5/23/14: W, 71-59	
2022 (3-0):	7/15/14: W, 86-63	2004 (1-1):
6/5/22: W, 93-86		6/11/04: L, 68-63
6/17/22: W, 81-71	2013 (0-2):	9/12/04: W, 71-64
7/28/22: W, 88-83	6/16/13: L, 78-66	
	8/29/13: L, 78-65	2003 (0-1):
2021 (0-2):		7/17/03: L, 67-65
5/25/21: L, 90-87	2012 (1-1):	
6/13/21: L, 89-66	7/1/12: L, 89-83	2002 (0-2):
	9/16/12: W, 60-58	6/27/02: L, 73-71
2020 (0-2):		7/25/02: L, 79-76
8/4/20: L, 87-74	2011 (1-1):	
8/16/20: L, 95-72	7/1/11: W, 75-70	2001 (0-1):
	8/5/11: L, 81-79	6/12/01: L, 70-63
2019 (3-0):		
6/16/19: W, 81-67	2010 (1-1):	2000 (0-1):
8/16/19: W, 79-78	8/5/10: L, 83-82	7/1/00: W, 64-53
8/27/19: W, 89-70	8/13/10: W, 88-68	
2018 (0-3):	2009 (1-1):	Postseason:
6/15/18: L, 103-92	8/13/09: W, 64-53	2004:
7/1/18: L, 84-70	8/27/09: L, 86-74	10/8/04: W, 68-64
7/20/18: L, 78-65		10/10/04: L, 67-65
2017 (3-0):	2008 (2-0):	10/12/04: L, 74-60
6/29/17: W, 96-89	6/16/08: W, 74-67	
7/12/17: W, 83-79	8/31/08: W, 80-76	
8/8/17: W, 84-71	2007 (2-0):	
	7/11/07: W, 76-63	
2016 (1-2):	7/20/07: W, 76-58	
5/28/16: L, 93-82	2006 (2-0)	
6/10/16: W, 77-76	6/9/06: W, 85-81	
6/24/16: L, 98-81		





WASHINGTON MYSTICS

All-Time Regular Season Series: 56-35

- Home: 34-13
- Away: 22-22

All-Time Playoff Series: 6-4

- Home: 4-1
- Away: 2-3

GAME-BY-GAME HISTORY

Regular Season:

2023 (4-0):

5/21/23: W, 80-74
5/23/23: W, 88-81
7/9/23: W, 92-84
8/22/23: W, 68-64

2022 (2-1):

5/28/22: W, 79-71
6/19/22: L, 71-63
7/3/22: W, 74-72

2021 (3-0):

5/28/21: W, 86-81
6/29/21: W, 90-71
8/31/21: W, 85-75

2020 (1-1):

7/28/20: L, 89-84
8/30/20: W, 76-63

2019 (2-1):

5/25/19: W, 84-69
6/11/19: W, 83-75
6/29/19: L, 102-59

2018 (2-2):

6/3/18: W, 88-64
6/13/18: L, 95-91
6/26/18: L, 92-80
7/24/18: W, 94-68

2017 (2-1):

5/31/17: L, 78-76
7/8/17: W, 96-92
8/29/17: W, 86-76

2016 (1-2):

5/21/16: L, 84-76
6/14/16: L, 109-106
9/18/16: W, 87-78

2015 (1-3):

6/5/15: L, 73-68
7/19/15: L, 89-82
8/7/15: W, 86-72
8/9/15: L, 84-73

2014 (1-4):

6/5/14: L, 74-66
6/27/14: L, 69-63
7/23/14: L, 89-75
8/10/14: W, 89-81
8/15/14: L, 71-67

2013 (1-3):

6/7/13: L, 66-62
8/11/13: L, 74-63
9/6/13: W, 77-70
9/13/13: L, 82-56

2012 (5-0):

6/3/12: W, 94-86
6/29/12: W, 77-64
7/10/12: W, 77-70
7/11/12: W, 85-73
9/4/12: W, 77-70

2011 (4-0):

6/4/11: W, 89-73
6/16/11: W, 79-71
8/13/11: W, 82-75
9/4/11: W, 79-48

2010 (3-2):

5/23/10: W, 80-65
5/30/10: L, 69-65
7/27/10: W, 88-78
8/8/10: W, 76-67
8/10/10: L, 84-74

2009 (1-2):

6/6/09: L, 82-70
8/9/09: W, 96-67
8/14/09: L, 91-89

2008 (3-1):

6/8/08: W, 87-79
7/13/08: L, 69-64
7/27/08: W, 82-60
9/13/08: W, 87-81

2007 (1-3):

5/19/07: W, 89-80
6/26/07: L, 91-75
8/14/07: L, 65-64
8/19/07: L, 76-74

2006 (2-1):

6/11/06: W, 85-71
6/25/06: L, 87-80
7/25/06: W, 86-73

2005 (4-0):

5/22/05: W, 69-67
8/11/05: W, 80-65
8/14/05: W, 80-77
8/26/05: W, 81-47

2004 (3-1):

6/4/04: W, 72-63

6/20/04: W, 75-65

6/30/04: W, 78-69
7/30/04: L, 69-68

2003 (3-1):

6/13/03: W, 84-70
6/24/03: W, 65-63
8/1/03: L, 48-45
8/23/03: W, 74-67

2002 (1-2):

6/1/02: L, 93-82
7/8/02: L, 63-51
7/30/02: W, 70-55

2001 (2-1):

6/23/01: W, 67-59
7/1/01: L, 76-64
7/24/01: W, 71-63

2000 (1-2):

5/31/00: L, 92-66
6/21/00: L, 61-59
8/7/00: W, 65-56

1999 (1-2):

6/19/99: W, 73-68
7/19/99: W, 77-52
8/5/99: L, 72-68
8/15/99: W, 81-54

Postseason:

2019:
9/29/19: L, 95-86
10/1/19: W, 99-87
10/6/19: L, 94-81
10/8/19: W, 90-86
10/10/19: L, 89-78





OPPONENT RECORDS



OPPONENT INDIVIDUAL HIGHS

POINTS

	TOTAL	PLAYER	DATE	OPPONENT
GAME	44	Betty Lennox	6/27/08	vs. ATL
HALF	30	Kelsey Mitchell	9/0/19	@ IND
QTR	19	Kelsey Mitchell	5/20/22	vs. IND
OT	12	Penny Taylor	6/8/02	vs. CLE (3OT)

FIELD GOALS MADE

	TOTAL	PLAYER	DATE	OPPONENT
GAME	17	Betty Lennox	6/23/08	vs. ATL (OT)
HALF	10	Kelsey Mitchell	9/8/19	@ IND
QTR	8	Kelsey Mitchell	5/20/22	vs. IND
OT	4	Penny Taylor	6/8/02	vs. CLE (3OT)

FIELD GOALS ATTEMPTED

	TOTAL	PLAYER	DATE	OPPONENT
GAME	33	Angel McCoughtry	6/23/13	vs. ATL
HALF	20	Alana Beard	8/14/09	@ WAS (2OT)
QTR	12	Angel McCoughtry	6/23/13	vs. ATL
OT	7	Penny Taylor	6/8/02	vs. CLE (3OT)

THREE POINT FIELD GOALS MADE

	TOTAL	PLAYER	DATE	OPPONENT
GAME	9	Kelsey Mitchell	9/8/19	@ IND
HALF	7	Kelsey Mitchell	9/8/19	@ IND
QTR	4	Shekinna Stricklen	8/10/20	@ ATL
OT	2	Penny Taylor	6/8/02	vs. CLE (3OT)
	2	Sue Bird	5/25/21	@ SEA (OT)

THREE POINT FIELD GOALS ATTEMPTED

	TOTAL	PLAYER	DATE	OPPONENT
GAME	15	Jewell Loyd	7/20/23	@ SEA
HALF	10	Jewell Loyd	7/20/23	@ SEA
QTR	7	Becky Hammon	7/17/09	@ SAS
OT	4	Shay Murphy	7/13/12	@ CHI (OT)

FREE THROWS MADE

	TOTAL	PLAYER	DATE	OPPONENT
GAME	13	Tamika Catchings	7/30/09	@ IND (OT)
HALF	10	Brittney Griner	9/1/17	@ PHO
QTR	9	Diana Taurasi	6/16/06	@ PHO
OT	7	Epiphany Prince	6/23/11	@ CHI (2OT)

FREE THROWS ATTEMPTED

	TOTAL	PLAYER	DATE	OPPONENT
GAME	15	Monique Currie	9/13/08	vs. WAS
HALF	12	Nicky Anosike	8/7/09	@ MIN
QTR	10	Cappie Pondexter	6/15/14	vs. NYL
OT	8	Epiphany Prince	6/23/11	@ CHI (2OT)

REBOUNDS

	TOTAL	PLAYER	DATE	OPPONENT
GAME	22	Sylvia Fowles	5/31/13	@ CHI
HALF	14	Sylvia Fowles	8/18/13	@ CHI
QTR	10	Sylvia Fowles	5/31/13	@ CHI
OT	5	Marlies Askamp	8/9/00	@ MIA (2OT)

OFFENSIVE REBOUNDS

	TOTAL	PLAYER	DATE	OPPONENT
GAME	10	Liz Cabbage	7/19/13	@ TLS
HALF	10	Teaira McCowan	7/25/23	@ DAL
QTR	7	Teaira McCowan	7/25/23	@ DAL
OT	3	DeWanna Bonner	8/7/11	@ PHO (OT)

DEFENSIVE REBOUNDS

	TOTAL	PLAYER	DATE	OPPONENT
GAME	17	Elena Baranova	8/20/05	vs. NYL
HALF	10	Tina Charles	7/19/17	@ NYL
QTR	7	Sylvia Fowles	8/18/13	@ CHI
OT	3	Tina Thompson	7/1/12	vs. SEA (OT)

ASSISTS

	TOTAL	PLAYER	DATE	OPPONENT
GAME	15	Courtney Vandersloot	8/10/18	@ CHI
HALF	9	Courtney Vandersloot	5/30/14	@ CHI
QTR	8	Lindsay Whalen	8/3/10	@ MIN (OT)
OT	4	Shalee Lehning	7/7/10	@ ATL (OT)

STEALS

	TOTAL	PLAYER	DATE	OPPONENT
GAME	8	Tamika Catchings	7/13/05	@ IND
HALF	5	Maya Moore	6/18/14	@ MIN
OT	5	Breanna Stewart	5/27/23	@ NYL
QTR	5	Maya Moore	6/18/14	@ MIN
OT	3	Kia Vaughn	6/14/16	vs. WAS (3OT)

TURNOVERS

	TOTAL	PLAYER	DATE	OPPONENT
GAME	9	Nikki Teasley	6/14/04	@ LAS (OT)
HALF	9	Natasha Howard	9/15/21	vs. NYL
QTR	5	Sabrina Ionescu	9/15/21	vs. NYL
OT	3	Chelsea Gray	6/6/19	vs. LAS
	5	Arike Ogunbowale	5/26/22	vs. DAL
	5	Tiffany Hayes	7/15/22	vs. ATL
	5	Diana Taurasi	8/10/23	vs. PHO
	3	Sheri Sam	7/10/01	vs. MIA (OT)

BLOCKS

	TOTAL	PLAYER	DATE	OPPONENT
GAME	10	Margo Dydek	6/7/01	@ UTA
HALF	6	Margo Dydek	6/7/01	@ UTA
QTR	5	Kiah Stokes	7/16/15	@ NYL
OT	3	Crystal Robinson	7/29/99	vs. NYL (OT)





OPPONENT TEAM HIGHS

POINTS

	TOTAL	DATE	OPPONENT
GAME	111	8/3/10	@ MIN (OT)
HALF	65	6/13/18	vs. WAS
QUARTER	45	8/10/23	@ PHO
OT	28	6/8/02	vs. CLE (3OT)

FIELD GOALS MADE

	TOTAL	DATE	OPPONENT
GAME	43	6/23/11	@ CHI (2OT)
HALF	25	6/23/19	@ CHI
QUARTER	16	8/10/23	@ PHO
OT	8	6/8/02	vs. CLE (3OT)

FIELD GOALS ATTEMPTED

	TOTAL	DATE	OPPONENT
GAME	96	7/6/07	@ PHO (2OT)
HALF	50	7/30/10	vs. ATL
QUARTER	26	8/8/18	@ DAL
OT	18	6/8/02	vs. CLE (3OT)

THREE POINT FIELD GOALS MADE

	TOTAL	DATE	OPPONENT
GAME	15	9/8/19	@ IND
HALF	10	6/22/22	vs. NYL
QUARTER	7	8/23/15	vs. ATL
OT	4	6/8/02	vs. CLE (3OT)

THREE POINT FIELD GOALS ATTEMPTED

	TOTAL	DATE	OPPONENT
GAME	36	7/17/22	vs. LVA
HALF	21	6/22/22	vs. NYL
QUARTER	15	7/17/22	vs. LVA
OT	7	6/8/02	vs. CLE (3OT)

FREE THROWS MADE

	TOTAL	DATE	OPPONENT
GAME	33	8/29/09	@ PHO
HALF	26	5/29/14	@ IND
QUARTER	15	5/24/22	vs. DAL
OT	10	8/3/10	@ MIN (OT)

FREE THROWS ATTEMPTED

	TOTAL	DATE	OPPONENT
GAME	44	7/12/02	vs. CHR
HALF	33	5/29/14	@ IND
QUARTER	23	6/16/06	@ PHO
OT	10	8/3/10	@ MIN (OT)
	10	6/23/11	@ CHI (2OT)

REBOUNDS

	TOTAL	DATE	OPPONENT
GAME	62	7/19/13	@ TLS
HALF	33	7/19/13	@ TLS

	TOTAL	DATE	OPPONENT
QUARTER	18	7/19/13	@ TLS
OT	12	6/8/02	vs. CLE (3OT)

OFFENSIVE REBOUNDS

	TOTAL	DATE	OPPONENT
GAME	25	7/19/13	@ TLS
HALF	14	7/19/13	@ TLS
QUARTER	10	6/28/11	vs. LAS
OT	5	8/7/11	@ PHO (OT)

DEFENSIVE REBOUNDS

	TOTAL	DATE	OPPONENT
GAME	40	7/7/10	@ ATL (OT)
HALF	23	8/9/19	@ MIN
QUARTER	14	8/5/14	vs. CHI
OT	7	7/13/08	@ LAS

ASSISTS

	TOTAL	DATE	OPPONENT
GAME	30	5/30/14	@ CHI
HALF	18	8/3/10	@ MIN (OT)
QUARTER	12	8/10/23	@ PHO
OT	5	8/19/11	@ ATL (OT)
	5	5/30/21	@ MIN (OT)

PERSONAL FOULS

	TOTAL	DATE	OPPONENT
GAME	34	6/27/08	vs. ATL (OT)
HALF	22	9/19/04	vs. IND
QUARTER	12	6/29/13	vs. PHO
OT	11	6/27/08	vs. ATL (OT)

STEALS

	TOTAL	DATE	OPPONENT
GAME	19	7/13/05	@ IND
HALF	13	8/6/05	@ IND
QUARTER	7	8/9/19	@ MIN
OT	3	6/7/00	@ CLE

TURNOVERS

	TOTAL	DATE	OPPONENT
GAME	32	5/17/22	@ NYL
HALF	20	5/17/22	@ NYL
QUARTER	12	5/17/22	@ NYL
OT	4	7/22/15	@ MIN (OT)

BLOCKS

	TOTAL	DATE	OPPONENT
GAME	13	5/23/21	@ LVA
HALF	10	5/23/21	@ LVA
QUARTER	5	8/16/13	@ ATL
OT	3	7/29/99	vs. NYL





OPPONENT TEAM LOWS

POINTS

	TOTAL	DATE	OPPONENT
GAME	43	9/3/04	vs. NYL
HALF	17	7/3/22	vs. WAS (OT)
QUARTER	4	8/3/06	vs. LAS
OT	2	6/19/15	vs. PHO (OT)

FIELD GOALS MADE

	TOTAL	DATE	OPPONENT
GAME	16	7/12/02	@ CHR
HALF	6	8/13/09	vs. SEA
QUARTER	1	Many Times	
OT	1	6/26/15	vs. LAS (OT)

FIELD GOALS ATTEMPTED

	TOTAL	DATE	OPPONENT
GAME	45	7/8/02	vs. WAS
HALF	19	8/11/01	vs. MIA
QUARTER	8	6/7/14	vs. IND
	8	8/4/23	@ IND
OT	4	7/30/09	@ IND (OT)

THREE POINT FIELD GOALS MADE

	TOTAL	DATE	OPPONENT
GAME	0	6/11/15	vs. CHI
HALF	0	Many Times	
QUARTER	0	Many Times	
OT	0	Many Times	

THREE POINT FIELD GOALS ATTEMPTED

	TOTAL	DATE	OPPONENT
GAME	1	8/6/13	vs. LAS
HALF	0	Many Times	
QUARTER	0	Many Times	
OT	0	Many Times	

FREE THROWS MADE

	TOTAL	DATE	OPPONENT
GAME	2	5/28/19	vs. IND
	2	6/24/03	@ WAS
HALF	0	Many Times	
QUARTER	0	Many Times	
OT	0	6/14/16	vs. WAS (3OT)

FREE THROWS ATTEMPTED

	TOTAL	DATE	OPPONENT
GAME	2	6/24/03	@ WAS
HALF	0	Many Times	
QUARTER	0	Many Times	
OT	0	6/14/16	vs. WAS (OT)

REBOUNDS

	TOTAL	DATE	OPPONENT
GAME	13	6/29/21	vs. WAS
HALF	4	6/29/21	vs. WAS
QUARTER	1	5/14/22	vs. LAS

OT 1

6/19/15 vs. IND (OT)

OFFENSIVE REBOUNDS

	TOTAL
GAME	1
HALF	0
QUARTER	0
OT	0

DATE	OPPONENT
Many Times	
Many Times	
Many Times	
Many Times	

DEFENSIVE REBOUNDS

	TOTAL
GAME	10
HALF	2
QUARTER	0
OT	0

DATE	OPPONENT
6/9/01	vs. CHR
9/13/08	vs. WAS
6/29/21	@ WAS
5/31/07	@ CHI

ASSISTS

	TOTAL
GAME	4
HALF	1
QUARTER	0
	0
OT	0

DATE	OPPONENT
6/24/05	@ SAC
6/24/05	@ SAC
7/2/16	@ DAL
5/19/23	@ IND
7/15/16	vs. LAS (OT)

PERSONAL FOULS

	TOTAL
GAME	8
HALF	2
QUARTER	0
	0
OT	0

DATE	OPPONENT
9/4/15	@ SAS
8/29/15	vs. NYL
5/28/22	vs. WAS
6/25/23	vs. CHI
9/6/19	vs. CHI

STEALS

	TOTAL
GAME	0
HALF	0
QUARTER	0
OT	0

DATE	OPPONENT
7/11/21	@ NYL
Many Times	
Many Times	
Many Times	

TURNOVERS

	TOTAL
GAME	4
HALF	1
	1
QUARTER	0
OT	0

DATE	OPPONENT
7/7/05	@ NYL
6/19/14	vs. MIN
5/21/21	@ PHO
Many Times	
Many Times	

BLOCKS

	TOTAL
GAME	0
HALF	0
QUARTER	0
OT	0

DATE	OPPONENT
Many Times	
Many Times	
Many Times	
Many Times	





CONNECTICUT SUN ACCOLADES

CONNECTICUT SUN ACCOLADES

WNBA ALL-STAR

- 2003: Nykesha Sales
- 2005: Taj McWilliams-Franklin, Nykesha Sales
- 2006: Nykesha Sales, Margo Dydek, Lindsay Whalen, Katie Douglas, Taj McWilliams-Franklin
- 2007: Katie Douglas, Asjha Jones
- 2009: Asjha Jones
- 2011: Tina Charles, Renee Montgomery
- 2013: Allison Hightower, Tina Charles
- 2014: Katie Douglas, Chiney Ogwumike
- 2015: Alex Bentley, Kelset Bone
- 2017: Jasmine Thomas, Jonquel Jones, Alyssa Thomas
- 2018: Chiney Ogwumike
- 2019: Jonquel Jones, Alyssa Thomas
- 2021: DeWanna Bonner, Brionna Jones, Jonquel Jones
- 2022: Brionna Jones, Jonquel Jones, Alyssa Thomas
- 2023: DeWanna Bonner, Alyssa Thomas

WNBA MOST VALUABLE PLAYER

- 2012: Tina Charles
- 2021: Jonquel Jones

WNBA ROOKIE OF THE YEAR

- 2010: Tina Charles
- 2014: Chiney Ogwumike

WNBA SIXTH PLAYER OF THE YEAR

- 2012: Renee Montgomery
- 2018: Jonquel Jones
- 2022: Brionna Jones

WNBA MOST IMPROVED PLAYER

- 2004: Wendy Palmer
- 2015: Kelsey Bone
- 2017: Jonquel Jones
- 2021: Brionna Jones

ALL-WNBA FIRST TEAM

- 2006: Katie Douglas
- 2011: Tina Charles
- 2012: Tina Charles
- 2021: Jonquel Jones
- 2023: Alyssa Thomas

ALL-WNBA SECOND TEAM

- 2004: Nykesha Sales
- 2005: Taj McWilliams-Franklin
- 2006: Taj McWilliams-Franklin
- 2007: Katie Douglas

ALL-WNBA SECOND TEAM (cont.)

- 2008: Asjha Jones
- 2010: Tina Charles
- 2013: Tina Charles
- 2017: Tina Charles
- 2019: Jonquel Jones
- 2020: DeWanna Bonner
- 2022: Jonquel Jones, Alyssa Thomas

WNBA ALL-ROOKIE TEAM

- 2008: Amber Holt
- 2010: Tina Charles
- 2010: Kelsey Griffin
- 2014: Chiney Ogwumike
- 2014: Alyssa Thomas

WNBA ALL-DEFENSIVE FIRST TEAM

- 2005: Katie Douglas
- 2006: Katie Douglas
- 2007: Katie Douglas
- 2017: Jasmine Thomas
- 2018: Jasmine Thomas
- 2019: Jonquel Jones, Jasmine Thomas
- 2020: Alyssa Thomas
- 2021: Briann January, Jonquel Jones
- 2023: Alyssa Thomas

WNBA ALL-DEFENSIVE SECOND TEAM

- 2005: Taj McWilliams-Franklin
- 2006: Margo Dydek
- 2007: Margo Dydek
- 2011: Tina Charles
- 2012: Tina Charles
- 2016: Jasmine Thomas
- 2017: Alyssa Thomas
- 2019: Alyssa Thomas
- 2021: Brionna Jones, Jasmine Thomas
- 2022: Jonquel Jones, Alyssa Thomas

WNBA COACH OF THE YEAR

- 2006: Mike Thibault
- 2008: Mike Thibault
- 2017: Curt Miller
- 2021: Curt Miller
- 2023: Stephanie White

WNBA COACH OF THE MONTH

- July 2017: Curt Miller
- August 2021: Curt Miller
- September 2021: Curt Miller
- May 2023: Stephanie White

CONNECTICUT SUN ACCOLADES

WNBA COMMUNITY ASSIST AWARD

- June 2011: Kara Lawson
- July 2014: Chiney Ogumike
- August 2019: Jasmine Thomas
- June 2021: Jasmine Thomas

WNBA EASTERN CONFERENCE PLAYER OF THE MONTH

- June 2023: Alyssa Thomas
- July 2022: Alyssa Thomas
- May 2022: Alyssa Thomas
- September 2021: Jonquel Jones
- August 2021: Jonquel Jones
- May 2021: Jonquel Jones
- July 2017: Jonquel Jones
- July 2012: Tina Charles
- June 2012: Tina Charles
- June 2011: Tina Charles

WNBA EASTERN CONFERENCE PLAYER OF THE WEEK

- August 8, 2023: Alyssa Thomas
- June 27, 2023: Alyssa Thomas
- June 6, 2023: Alyssa Thomas
- July 25, 2022: Alyssa Thomas
- June 6, 2022: Jonquel Jones
- May 23, 2022: Alyssa Thomas
- September 6, 2021: Jonquel Jones
- August 30, 2021: Brionna Jones
- August 23, 2021: Jonquel Jones
- July 12, 2021: Jonquel Jones
- July 6, 2021: Brionna Jones
- June 28, 2021: DeWanna Bonner
- June 7, 2021: Jonquel Jones
- September 8, 2020: DeWanna Bonner
- August 31, 2020: Alyssa Thomas
- August 17, 2020: DeWanna Bonner
- September 3, 2019: Courtney Williams
- July 15, 2019: Jonquel Jones
- June 17, 2019: Jonquel Jones
- June 10, 2019: Jonquel Jones
- June 3, 2019: Jonquel Jones
- August 13, 2017: Jonquel Jones
- July 9, 2017: Alyssa Thomas
- July 2, 2017: Jasmine Thomas
- June 25, 2017: Alyssa Thomas
- June 18, 2017: Jonquel Jones
- September 19, 2016: Jasmine Thomas
- September 14, 2015: Kelsey Bone
- June 16, 2014: Alex Bentley
- August 4, 2013: Tina Charles
- September 24, 2012: Tina Charles
- July 15, 2012: Tina Charles
- July 9, 2012: Tina Charles

WNBA EASTERN CONFERENCE PLAYER OF THE WEEK (cont.)

- June 18, 2012: Tina Charles
- June 19, 2010: Tina Charles
- August 24, 2009: Sandrine Gruda
- July 27, 2009: Asjha Jones

WNBA PEAK PERFORMER (REBOUNDS)

- 2010: Tina Charles (11.7 rpg)
- 2011: Tina Charles (11.0 rpg)
- 2012: Tina Charles (10.5 rpg)
- 2017: Jonquel Jones (11.9 rpg)
- 2019: Jonquel Jones (9.7 rpg)
- 2021: Jonquel Jones (11.2 rpg)
- 2023: Alyssa Thomas (9.9 rpg)

WNBA PEAK PERFORMER (ASSISTS)

- 2008: Lindsay Whalen (5.4 apg)

WNBA KIM PERROT SPORTSMANSHIP AWARD

- 2005: Taj McWilliams-Franklin
- 2012: Kara Lawson

WNBA ALL-STAR GAME MVP

- 2006: Katie Douglas

WNBA BASKETBALL EXECUTIVE OF THE YEAR

- 2017: Curt Miller



CONNECTICUT SUN PLAYOFF RECORDS



FRANCHISE GAME-BY-GAME PLAYOFF RECORDS

DATE	OPP	SCORE	HIGH SCORER	HIGH REBOUNDS	OPP HIGH SCORER	OPP HIGH REBOUNDS
8.11.00	CLE	W, 62-55	McWilliams-Franklin- 16	McWilliams-Franklin- 10	Jones- 18	Jones/Brown- 6
8.13.00	@CLE	L, 63-54	A. Johnson- 17	S. Johnson- 9	Jones/Darling- 15	Melvin- 10
8.15.00	@CLE	L, 72-43	Sales- 13	McWilliams-Franklin- 8	Wauters- 12	Jones/Hall- 7
8.28.03	CHR	W, 68-66	McWilliams-Franklin- 20	McWilliams-Franklin- 9	Staley- 15	Enis- 6
8.30.03	@CHR	W, 68-62	McWilliams-Franklin- 16	Sales- 5	Stinson- 25	Brown- 7
9.5.03	DET	L, 73-63	Sales- 22	Sales/Douglas- 5	Riley- 17	Riley- 8
9.7.03	@DET	L, 79-73	McWilliams-Franklin- 17	McWilliams-Franklin- 13	Cash- 20	Ford- 14
9.25.04	@WAS	L, 67-59	Whalen- 16	McWilliams-Franklin- 9	Melvin- 17	Melvin- 11
9.27.04	WAS	W, 80-70	Whalen- 21	Sales- 7	Jackson- 17	Dales- 7
9.29.04	WAS	W, 76-56	Sales- 18	McWilliams-Franklin- 11	Beard- 22	Melvin- 9
10.1.04	@NYL	W, 61-51	Sales- 15	McWilliams-Franklin/ Palmer- 10	Robinson- 17	Baranova- 11
10.3.04	NYL	W, 60-57	McWilliams-Franklin- 18	McWilliams-Franklin- 9	Johnson- 19	Baranova- 6
10.8.04	SEA	W, 68-64	Douglas- 18	Sales- 9	Lennox- 17	Lennox/Edwards- 8
10.10.04	@SEA	L, 67-65	Sales- 32	McWilliams-Franklin- 7	Lennox- 27	Jackson- 11
10.12.04	@SEA	L, 74-60	Sales- 18	Douglas/Sales- 6	Lennox- 23	Jackson- 7
8.31.05	@DET	W, 73-62	Sales- 19	McWilliams-Franklin- 9	Nolan- 14	Riley- 8
9.2.05	DET	W, 75-67	Whalen- 27	Sales- 12	Nolan- 23	Ford- 8
9.8.05	@IND	W, 73-68	McWilliams-Franklin- 24	Whalen- 7	Miller- 14	Catchings- 8
9.10.05	IND	W, 77-67	McWilliams-Franklin- 15	McWilliams-Franklin/ Dydek- 7	Catchings- 21	Williams- 11
9.14.05	SAC	L, 69-65	Sales- 23	McWilliams-Franklin- 10	Griffith- 25	Griffith- 9
9.15.05	SAC	W, 77-70	McWilliams-Franklin- 24	McWilliams-Franklin- 16	Powell/Griffith- 16	Griffith- 9
9.18.05	@SAC	L, 66-55	Sales- 17	McWilliams-Franklin- 13	Griffith- 19	Griffith- 11
9.20.05	@SAC	L, 62-59	Jones- 21	McWilliams-Franklin- 10	Griffith- 14	Griffith- 10
8.18.06	@WAS	W, 76-61	Whalen- 22	McWilliams-Franklin- 14	Milton-Jones- 15	Milton-Jones- 9
8.20.06	WAS	W, 68-65	Douglas- 16	McWilliams-Franklin- 14	Beard- 21	Melvin- 12
8.24.06	@DET	L, 70-59	Phillips/Whalen- 13	McWilliams-Franklin- 9	Nolan- 21	Ford- 23
8.26.06	DET	W, 77-68	McWilliams-Franklin- 18	Jones- 8	Nolan- 27	Ford- 8
8.27.06	DET	L, 79-55	McWilliams-Franklin- 12	Dydek- 9	Smith/Cash- 18	Cash/Ford- 8
8.23.07	IND	W, 93-88	Sales- 25	Dydek- 11	DeForge- 31	Catchings- 20
8.25.07	@IND	L, 78-59	Douglas- 11	Sales- 6	DeForge- 26	Catchings- 13
8.27.07	@IND	L, 93-88	Douglas- 27	Whalen- 10	Catchings- 30	Catchings- 13
9.18.08	@NYL	L, 72-63	Whitmore- 16	Whitmore/Jones- 6	Christon- 19	Kraayeveld-10
9.20.08	NYL	W, 73-70	Jones- 16	Whitmore- 6	Moore- 16	Kraayeveld/McCarville/Larkins- 5
9.22.08	NYL	L, 66-62	Whalen- 19	Jones- 11	Carson- 15	McCarville,- 7
9.16.11	ATL	L, 89-84	Jones/Montgomery- 16	McCray- 8	Harding- 21	Lyttle- 11
9.18.11	@ATL	L, 69-64	Jones- 15	Charles- 17	Harding/de Souza/Lyttle/ McCoughtry- 12	de Souza- 10
9.27.12	NYL	W, 65-60	Charles- 17	Jones- 9	Pondexter- 14	Pierson- 9
9.29.12	@NYL	W, 75-62	Charles- 25	Charles- 14	Pondexter- 20	Vaughn- 9





FRANCHISE GAME-BY-GAME PLAYOFF RECORDS

DATE	OPP	SCORE	HIGH SCORER	HIGH REBOUNDS	OPP HIGH SCORER	OPP HIGH REBOUNDS
10.5.12	IND	W, 76-64	Charles- 18	Charles- 15	Douglas- 27	Catchings- 9
10.8.12	@IND	L, 78-76	Lawson- 18	Jones- 10	Douglas- 24	Larkins- 11
10.11.12	IND	L, 87-71	Charles- 18	Charles- 10	Catchings- 22	Catchings- 13
9.10.17	PHO	L, 88-83	A. Thomas- 20	Jones- 15	Griner- 26	Griner- 9
8.23.18	PHO	L, 96-86	Williams- 27	Williams- 8	Taurasi/Griner- 27	Bonner- 18
9.17.19	LAS	W, 84-75	Stricklen- 18	A. Thomas- 10	Parker- 24	Parker/Ogwumike- 10
9.19.19	LAS	W, 94-68	J. Jones- 27	A. Thomas/J. Jones- 13	N. Ogwumike- 18	N. Ogwumike- 7
9.22.19	@LAS	W, 78-56	J. Thomas- 29	Williams- 13	N. Ogwumike- 17	N. Ogwumike/Brown- 6
9.29.19	@WAS	L, 95-86	Williams- 26	A. Thomas/J. Jones- 6	Delle Donne- 22	Delle Donne- 10
10.1.19	@WAS	W, 99-87	J. Jones- 32	J. Jones- 18	Meesseman- 23	Meesseman- 8
10.6.19	WAS	L, 94-81	J. Thomas/Stricklen-16	J. Jones- 9	Meesseman- 21	Powers- 8
10.8.19	WAS	W, 90-86	J. Jones- 18	J. Jones- 13	Powers- 15	Cloud- 7
10.10.19	@WAS	L, 89-78	J. Jones- 25	A. Thomas- 12	Meesseman- 22	Delle Donne-9
9.15.20	@CHI	W, 94-81	A. Thomas- 26	A. Thomas- 13	Quigley- 19	Parker- 8
9.17.20	@LAS	W, 73-59	A. Thomas- 19	Bonner- 13	Parker- 22	Parker- 14
9.20.20	@LVA	W, 87-62	J. Thomas- 31	Bonner- 8	Wilson- 19	Wilson- 9
9.22.20	@LVA	L, 83-75	Bonner- 23	Mompremier- 9	Wilson- 29	Wilson- 7
9.24.20	LVA	W, 77-68	A. Thomas- 23	A, Thomas- 12	Wilson- 20	Wilson- 12
9.27.20	LVA	L, 84-75	J. Thomas- 25	Bonner- 15	McCoughtry- 29	Wilson- 13
9.29.20	@LVA	L, 66-63	A. Thomas- 22	B. Jones- 12	Wilson- 23	Wilson- 11
9.28.21	CHI	L, 101-95	J. Jones- 26	J. Jones- 11	Parker- 22	Vandersloot- 10
9.30.21	CHI	W, 79-68	Bonner/A. Thomas- 15	A. Thomas- 11	Copper- 13	Parker- 7
10.3.21	@CHI	L, 86-83	Bonner- 22	J. Jones- 10	Copper- 26	Stevens- 11
10.6.21	@CHI	L, 79-69	J. Jones- 25	J. Jones- 11	Vandersloot- 19	Parker- 9
8.18.22	DAL	W, 93-68	J. Jones- 19	A. Thomas- 10	Gray- 17	Gray/McCowan/Harris- 5
8.21.22	DAL	L, 89-79	B. Jones/J. Jones- 20	J. Jones- 9	Thornton- 20	McCowan- 11
8.24.22	@DAL	W, 73-58	Bonner- 21	J. Jones- 10	Mabrey- 20	McCowan- 12
8.28.22	@CHI	W, 68-63	Bonner- 15	A. Thomas- 10	Parker- 19	Parker- 18
8.31.22	@CHI	L, 85-77	J. Jones- 23	A. Thomas- 10	Parker- 22	Meesseman- 7
9.4.22	CHI	L, 76-72	Bonner- 18	A. Thomas- 13	Parker- 16	Parker- 11
9.6.22	CHI	W, 104-80	Bonner/Williams- 19	A. Thomas- 8	Copper- 16	Parker- 9
9.8.22	@CHI	W, 72-63	Bonner/J. Jones- 15	A. Thomas/J. Jones- 10	Copper- 22	Parker- 9
9.11.22	@LVA	L, 67-64	A. Thomas- 19	A. Thomas- 11	Wilson- 24	Wilson- 11
9.13.22	@LVA	L, 85-71	Williams- 18	J. Jones- 11	Wilson- 26	Wilson- 10
9.15.22	LVA	W, 105-76	J. Jones- 20	A. Thomas- 15	Young- 22	Stokes- 7
9.18.22	LVA	L, 78-71	Williams- 17	A. Thomas- 10	Gray- 20	Wilson- 14
9.13.23	MIN	W, 90-60	Bonner- 17	Bonner- 15	McBride- 16	Collier/Juasz- 6
9.17.23	MIN	L, 82-75	Bonner- 26	Allen- 9	McBride- 28	Collier- 13
9.20.23	@MIN	W, 90-75	Thomas- 28	Bonner- 10	Collier- 31	McBride- 7





FRANCHISE GAME-BY-GAME PLAYOFF RECORDS

DATE	OPP	SCORE	HIGH SCORER	HIGH REBOUNDS	OPP HIGH SCORER	OPP HIGH REBOUNDS
9.24.23	@NYL	W, 78-63	Bonner- 20	Thomas/Bonner/Allen/ Hayes- 7	Stewart- 19	Jones- 11
9.26.23	@NYL	L, 84-77	Hayes- 30	Thomas- 8	Ionescu- 21	Jones- 13
9.29.23	NYL	L, 92-81	Thomas- 23	Thomas- 9	Stewart- 25	Jones- 12
10.1.23	NYL	L, 87-84	Thomas- 17	Thomas- 15	Stewart- 27	Jones- 15

FRANCHISE SERIES PLAYOFF RECORDS

All-Time:	W: 40	L: 41
Home:	W: 24	L: 17
Away:	W: 16	L: 24
Series:	W: 13	L: 16
Series Game 1/Single Elimination Game:	W: 18	L: 11
Series Game 2:	W: 14	L: 11
Series Game 3:	W: 6	L: 11
Series Game 4:	W: 2	L: 5
Series Game 5:	W: 1	L: 2
Can Clinch:	W: 13	L: 17
Facing Elimination:	W: 12	L: 16
Knockout Games:	W: 19	L: 23
Finals Series:	W: 0	L: 4
Semifinals Series:	W: 4	L: 6
First Round Series:	W: 7	L: 4
Single Elimination Game:	W: 2	L: 2





SUN PLAYOFF CAREER LEADERS

GAMES PLAYED

Alyssa Thomas	40
Natisha Hiedeman	37
Asjha Jones.....	34
Nykesha Sales	31
Brionna Jones.....	31

MINUTES

Alyssa Thomas	1357:08
Nykesha Sales	1026:11
DeWanna Bonner	1021:32
Taj McWilliams-Franklin.....	928:32
Katie Douglas.....	908:14

MINUTES PER GAME (minimum 500 minutes)

PLAYERS	GP	MINS	AVG
DeWanna Bonner	30	1021:32	34.0
Alyssa Thomas	40	1357:08	33.6
Jasmine Thomas.....	21	711:19	33.5
Katie Douglas.....	27	908:14	33.4
Taj McWilliams-Franklin	28	928:32	33.1

POINTS

Alyssa Thomas	613
DeWanna Bonner	435
Jonquel Jones.....	419
Taj McWilliams-Franklin.....	382
Nykesha Sales	375

SCORING AVERAGE (Min 100 points)

PLAYERS	YRS	GP	PTS	AVG
Tina Charles	2	7	118	16.9
Jonquel Jones	5	26	419	16.1
Alyssa Thomas	7	40	613	15.3
DeWanna Bonner	4	30	435	14.5
Tiffany Hayes	1	7	100	14.3

FIELD GOALS MADE

Alyssa Thomas	255
Jonquel Jones.....	163
Asjha Jones.....	153
Taj McWilliams-Franklin.....	152
DeWanna Bonner	140

FIELD GOAL ATTEMPTS

Alyssa Thomas	512
DeWanna Bonner.....	390
Asjha Jones.....	353
Nykesha Sales	343
Taj McWilliams-Franklin.....	329

THREE-POINT FIELD GOALS MADE

DeWanna Bonner.....	50
Katie Douglas.....	45
Natisha Hiedeman	40
Nykesha Sales	30

Jasmine Thomas.....	33
---------------------	----

THREE-POINT FIELD GOAL ATTEMPTS

DeWanna Bonner	153
Katie Douglas.....	142
Nykesha Sales	107
Jasmine Thomas.....	101
Natisha Hiedeman	84

FREE THROWS MADE

Lindsay Whalen.....	120
DeWanna Bonner	105
Alyssa Thomas	103
Taj McWilliams-Franklin.....	75
Nykesha Sales	71

FREE THROW ATTEMPTS

Lindsay Whalen.....	151
Alyssa Thomas	148
DeWanna Bonner	118
Taj McWilliams-Franklin.....	97
Nykesha Sales	97

REBOUNDS

Alyssa Thomas	338
Jonquel Jones.....	245
Taj McWilliams-Franklin.....	234
DeWanna Bonner	228
Asjha Jones.....	162

OFFENSIVE REBOUNDS

Alyssa Thomas	95
Jonquel Jones.....	82
Taj McWilliams-Franklin.....	72
Asjha Jones.....	61
Brionna Jones	56

DEFENSIVE REBOUNDS

Alyssa Thomas	243
DeWanna Bonner	199
Jonquel Jones.....	163
Taj McWilliams-Franklin.....	162
Nykesha Sales	107

ASSISTS

Alyssa Thomas	247
Lindsay Whalen.....	102
DeWanna Bonner.....	99
Jasmine Thomas.....	96
Natisha Hiedeman	78

STEALS

Alyssa Thomas	69
Nykesha Sales	57
DeWanna Bonner	42
Katie Douglas.....	38
Brionna Jones	31





SUN PLAYOFF CAREER LEADERS

TURNOVERS

Alyssa Thomas	93
Lindsay Whalen.....	73
Nykesha Sales.....	64
Asjha Jones.....	64
DeWanna Bonner	58

BLOCKED SHOTS

Margo Dydek.....	35
DeWanna Bonner	34
Jonquel Jones.....	34
Taj McWilliams-Franklin.....	26
Nykesha Sales.....	20

PERSONAL FOULS

Alyssa Thomas	118
Asjha Jones.....	84
Nykesha Sales.....	82
Taj McWilliams-Franklin.....	80
Brionna Jones	75

DOUBLE-DOUBLES

Alyssa Thomas	20
Jonquel Jones.....	10
Taj McWilliams-Franklin.....	9
DeWanna Bonner	8
Tina Charles.....	4

POINTS/ASSISTS DOUBLE-DOUBLES

Alyssa Thomas	7
Lindsay Whalen.....	1

POINTS/REBOUNDS DOUBLE-DOUBLES

Alyssa Thomas	16
Jonquel Jones.....	10
Taj McWilliams-Franklin.....	9
DeWanna Bonner	8
Tina Charles.....	4

TRIPLE-DOUBLES

Alyssa Thomas	3
----------------------------	---

30+ POINT GAMES

Tiffany Hayes.....	1
Jonquel Jones.....	1
Nykesha Sales.....	1
Jasmine Thomas.....	1

20+ POINT GAMES

Alyssa Thomas	11
Jonquel Jones.....	8
DeWanna Bonner	7
Asjha Jones.....	4
Nykesha Sales.....	4
Lindsay Whalen.....	4
Courtney Williams.....	4
Taj McWilliams-Franklin.....	3
Brionna Jones	2

Jasmine Thomas.....	2
Tina Charles.....	1
Katie Douglas.....	1
Tiffany Hayes.....	1
Briann January.....	1

10+ REBOUND GAMES

Alyssa Thomas	18
Jonquel Jones.....	10
Taj McWilliams-Franklin.....	10
DeWanna Bonner	8
Tina Charles.....	4
Asjha Jones.....	3
Brionna Jones.....	3
Margo Dydek.....	2
Nykesha Sales.....	2
Wendy Palmer.....	1
Lindsay Whalen.....	1
Courtney Williams.....	1

10+ ASSIST GAMES

Alyssa Thomas	8
Lindsay Whalen.....	1

***BOLD** indicates active player for Connecticut Sun





SUN PLAYOFF INDIVIDUAL HIGHS

POINTS

	TOTAL	PLAYER	DATE	OPPONENT
GAME	32	Nykesha Sales	10/10/04	@ SEA
	32	Jonquel Jones	10/1/19	@ WAS
HALF	22	Jasmine Thomas	9/20/20	@ LVA
QTR	14	Jasmine Thomas	9/20/20	@ LVA
OT	6	Brionna Jones	9/28/21	vs. CHI (2OT)

FIELD GOALS MADE

	TOTAL	PLAYER	DATE	OPPONENT
GAME	14	Nykesha Sales	10/10/04	@ SEA
HALF	9	Nykesha Sales	10/10/04	@ SEA
	9	Jasmine Thomas	9/20/20	@ LVA
QTR	5	Alyssa Thomas	9/29/20	@ LVA
	5	Tiffany Hayes	9/26/23	@ NYL
OT	3	Brionna Jones	9/28/21	vs. CHI (2OT)

FIELD GOALS ATTEMPTED

	TOTAL	PLAYER	DATE	OPPONENT
GAME	26	DeWanna Bonner	9/22/20	vs. LVA
HALF	15	DeWanna Bonner	9/22/20	vs. LVA
	15	Jonquel Jones	9/19/19	vs. LAS
QTR	8	Many times		
OT	5	Brionna Jones	9/28/21	vs. CHI (2OT)

THREE-POINT FIELD GOALS MADE

	TOTAL	PLAYER	DATE	OPPONENT
GAME	6	Courtney Williams	9/29/19	@ WAS
	6	Jasmine Thomas	9/27/20	vs. LVA
	6	DeWanna Bonner	9/17/23	vs. MIN
HALF	4	Many Times		
QTR	3	Rebecca Allen	9/13/23	vs. MIN
	3	Natisha Hiedeman	10/6/21	@ CHI
	3	Jasmine Thomas	9/27/20	vs. LVA
OT	1	Katie Douglas	8/27/07	@ IND

THREE-POINT FIELD GOAL ATTEMPTS

	TOTAL	PLAYER	DATE	OPPONENT
GAME	12	Katie Douglas	Two Times	
	12	DeWanna Bonner	9/22/20	@ LVA
HALF	8	DeWanna Bonner	9/22/20	@ LVA
QTR	5	DeWanna Bonner	9/13/23	vs. MIN
	5	DeWanna Bonner	9/20/23	@ MIN
OT	3	Lindsay Whalen	8/23/07	@ IND

FREE THROWS MADE

	TOTAL	PLAYER	DATE	OPPONENT
GAME	15	Lindsay Whalen	Two Times	
HALF	11	Lindsay Whalen	9/27/04	vs. WAS
QTR	6	Tina Charles	10/5/12	vs. IND
OT	5	Katie Douglas	9/10/05	vs. IND

FREE THROW ATTEMPTS

	TOTAL	PLAYER	DATE	OPPONENT
GAME	17	Lindsay Whalen	9/2/05	vs. DET
HALF	12	Lindsay Whalen	9/27/04	vs. WAS

QTR	8	DeWanna Bonner	9/15/20	@ CHI
OT	8	Katie Douglas	9/10/05	vs. IND

REBOUNDS

	TOTAL	PLAYER	DATE	OPPONENT
GAME	18	Jonquel Jones	10/1/19	@ WAS
HALF	12	DeWanna Bonner	9/27/20	vs. WAS
QTR	8	DeWanna Bonner	9/27/20	vs. WAS
OT	6	Taj McWilliams-Franklin	9/15/05	vs. SAC

OFFENSIVE REBOUNDS

	TOTAL	PLAYER	DATE	OPPONENT
GAME	10	Alyssa Thomas	9/15/20	@ CHI
HALF	6	Jonquel Jones	9/19/19	vs. LAS
QTR	4	Tina Charles	10/11/12	vs. IND
	4	Margo Dydek	8/20/06	vs. WAS
	4	Jonquel Jones	9/28/21	vs. CHI (2OT)
OT	1	Asjha Jones	8/23/07	vs. IND (3OT)
	1	Brionna Jones	9/21/21	vs. CHI (2OT)

DEFENSIVE REBOUNDS

	TOTAL	PLAYER	DATE	OPPONENT
GAME	14	DeWanna Bonner	9/13/23	vs. MIN
HALF	8	Alyssa Thomas	10/1/23	vs. NYL
	8	Jonquel Jones	9/10/17	vs. PHO
	8	Tina Charles	9/16/11	vs. ATL
QTR	7	Tina Charles	9/18/11	@ ATL
OT	6	Taj McWilliams-Franklin	9/15/05	vs. SAC

ASSISTS

	TOTAL	PLAYER	DATE	OPPONENT
GAME	14	Alyssa Thomas	9/29/23	vs. MIN
HALF	9	Alyssa Thomas	9/18/22	vs. LVA
QTR	7	Alyssa Thomas	10/8/19	@ WAS
OT	3	Asjha Jones	8/27/07	@ IND

STEALS

	TOTAL	PLAYER	DATE	OPPONENT
GAME	8	Katie Douglas	8/23/07	vs. IND (3OT)
HALF	5	Katie Douglas	8/23/07	vs. IND (3OT)
	5	Nykesha Sales	9/27/04	vs. WAS
QTR	4	Katie Douglas	8/23/07	vs. IND (3OT)
OT	1	Brionna Jones	9/28/21	vs. CHI (2OT)

TURNOVERS

	TOTAL	PLAYER	DATE	OPPONENT
GAME	7	Katie Douglas	Two Times	
	7	Lindsay Whalen	8/27/06	vs. DET
	7	Jonquel Jones	9/8/22	@ CHI
HALF	6	Katie Douglas	8/18/06	vs. WAS
QTR	5	Katie Douglas	8/27/07	@ IND
OT	2	Jasmine Thomas	9/28/21	vs. CHI (2OT)

BLOCKS

	TOTAL	PLAYER	DATE	OPPONENT
GAME	4	Many Players	Many Games	
HALF	4	Tina Charles	10/5/12	vs. IND
QTR	4	Tina Charles	10/5/12	vs. IND
OT	1	Many Players	Many Games	





SUN PLAYOFF TEAM HIGHS

POINTS

	TOTAL	DATE	OPPONENT
GAME	105	9/15/22	vs. LVA
HALF	58	9/6/22	vs. CHI
QTR	34	9/15/22	vs. LVA
OT	17	9/10/05	vs. IND (OT)

FIELD GOALS MADE

	TOTAL	DATE	OPPONENT
GAME	43	9/15/22	vs. LVA
HALF	23	10/1/19	@ WAS
QTR	14	9/15/22	vs. LVA
OT	5	8/27/07	@ IND
	5	9/28/21	vs. CHI (2OT)

FIELD GOALS ATTEMPTS

	TOTAL	DATE	OPPONENT
GAME	95	8/23/07	vs. IND (3OT)
HALF	44	9/19/19	vs. LAS
QTR	24	9/10/17	vs. PHO
	24	9/11/22	@ LVA
OT	16	9/28/21	vs. CHI (2OT)

THREE-POINT FIELD GOALS MADE

	TOTAL	DATE	OPPONENT
GAME	16	9/13/23	vs. MIN
HALF	9	9/13/23	vs. MIN
QTR	5	Many Times	
OT	3	8/23/18	vs. PHO (OT)

THREE-POINT FIELD GOAL ATTEMPTS

	TOTAL	DATE	OPPONENT
GAME	30	9/13/23	vs. MIN
HALF	18	9/13/23	vs. MIN
QTR	12	9/13/23	vs. MIN
OT	5	9/28/21	vs. CHI (2OT)

FREE THROWS MADE

	TOTAL	DATE	OPPONENT
GAME	30	9/27/04	vs. WAS
HALF	19	9/27/04	vs. WAS
QTR	14	9/15/20	@ CHI
OT	8	9/10/05	vs. IND (OT)

FREE THROW ATTEMPTS

	TOTAL	DATE	OPPONENT
GAME	38	8/20/06	vs. WAS
	38	9/2/05	vs. DET
HALF	26	8/20/06	vs. WAS
QTR	19	8/20/06	vs. WAS
OT	12	9/10/05	vs. IND (OT)

REBOUNDS

	TOTAL	DATE	OPPONENT
GAME	48	8/23/07	vs. IND (3OT)
HALF	29	9/19/19	vs. LAS
QTR	18	9/10/17	vs. PHO
OT	10	9/10/05	vs. IND (OT)

OFFENSIVE REBOUNDS

	TOTAL	DATE	OPPONENT
GAME	20	8/20/06	vs. WAS
HALF	12	9/19/19	vs. LAS
QTR	9	9/20/08	vs. NYL
OT	3	9/10/05	vs. IND (OT)

DEFENSIVE REBOUNDS

	TOTAL	DATE	OPPONENT
GAME	37	9/8/22	vs. CHI
	37	8/23/07	vs. IND (3OT)
HALF	22	9/8/22	vs. CHI
QTR	13	10/8/19	vs. WAS
OT	7	9/10/05	vs. IND (OT)

ASSISTS

	TOTAL	DATE	OPPONENT
GAME	32	9/15/22	vs. LVA
HALF	19	9/15/22	vs. LVA
QTR	12	9/15/22	vs. LVA
OT	4	8/27/07	@ IND (OT)

PERSONAL FOULS

	TOTAL	DATE	OPPONENT
GAME	25	8/27/07	@ IND (OT)
HALF	16	9/16/11	vs. ATL
QTR	12	10/1/23	vs. NYL
OT	4	8/27/07	@ IND (OT)

STEALS

	TOTAL	DATE	OPPONENT
GAME	15	10/8/04	vs. SEA
HALF	8	10/8/04	vs. SEA
	8	8/24/22	@ DAL
QTR	6	9/29/20	@ LVA
	6	10/6/21	@ CHI
	6	9/15/22	vs. LVA
OT	3	9/15/05	vs. SAC

BLOCKS

	TOTAL	DATE	OPPONENT
GAME	8	9/18/05	@ SAC
	8	10/6/21	@ CHI
HALF	6	10/6/21	@ CHI
QTR	4	10/5/12	vs. IND
OT	2	9/28/21	vs. CHI (2OT)

TURNOVERS

	TOTAL	DATE	OPPONENT
GAME	23	9/8/22	@ CHI
HALF	14	8/25/07	@ IND
QTR	8	9/29/20	@ LVA
	8	9/8/22	@ CHI
OT	3	9/10/05	vs. IND
	3	9/28/21	vs. CHI (2OT)





SUN PLAYOFF TEAM LOWS

POINTS

	TOTAL	DATE	OPPONENT
GAME	43	8/15/00	@ CLE
HALF	15	8/13/00	@ CLE
QTR	7	8/24/06	@ DET
	7	8/21/22	vs. DAL
OT	6	8/23/07	vs. IND (OT)

FIELD GOALS MADE

	TOTAL	DATE	OPPONENT
GAME	16	8/15/00	@ CLE
HALF	5	10/12/04	@ SEA
QTR	2	9/20/08	vs. NYL
OT	1	8/23/07	vs. IND (3OT)

FIELD GOALS ATTEMPTS

	TOTAL	DATE	OPPONENT
GAME	46	9/8/05	@ IND
HALF	19	9/8/05	@ IND
	19	8/30/03	@ CHR
QTR	10	8/26/06	vs. DET
OT	6	9/10/05	vs. IND (OT)

THREE-POINT FIELD GOALS MADE

	TOTAL	DATE	OPPONENT
GAME	0	Three Times	
HALF	0	Many Times	
QTR	0	Many Times	
OT	0	Many Times	

THREE-POINT FIELD GOAL ATTEMPTS

	TOTAL	DATE	OPPONENT
GAME	3	9/29/20	@ LAS
HALF	2	Three Times	
QTR	0	8/18/22	vs. DAL
OT	1	8/23/07	vs. IND (3OT)
	1	9/10/05	vs. IND (OT)

FREE THROWS MADE

	TOTAL	DATE	OPPONENT
GAME	3	Three Times	
HALF	0	Three Times	
QTR	0	Many Times	
OT	0	8/27/07	@ IND (OT)

FREE THROW ATTEMPTS

	TOTAL	DATE	OPPONENT
GAME	5	9/11/22	@ LVA
HALF	0	10/3/04	vs. NYL
QTR	0	Many Times	
OT	0	8/27/07	@ IND (OT)

REBOUNDS

	TOTAL	DATE	OPPONENT
GAME	24	9/27/04	vs. WAS
	24	8/30/03	@ CHR
HALF	7	8/13/00	@ CLE
QTR	3	10/8/12	@ IND
	3	9/16/11	vs. ATL

OT 2 8/27/07 vs. IND (OT)

OFFENSIVE REBOUNDS

	TOTAL	DATE	OPPONENT
GAME	4	9/5/03	vs. DET
	4	8/11/00	vs. CLE
HALF	0	8/27/07	vs. IND (OT)
QTR	0	Many Times	
OT	0	8/27/07	vs. IND (OT)

DEFENSIVE REBOUNDS

	TOTAL	DATE	OPPONENT
GAME	15	8/15/00	vs. CLE
HALF	6	9/16/11	vs. ATL
QTR	2	Many Times	
OT	2	8/27/07	vs. IND (OT)
	2	8/23/07	vs. IND (3OT)

ASSISTS

	TOTAL	DATE	OPPONENT
GAME	7	9/18/05	@ SAC
	7	10/12/04	@ SEA
HALF	1	10/12/04	@ SEA
QTR	0	10/5/12	vs. IND
OT	1	8/23/07	vs. IND (3OT)

PERSONAL FOULS

	TOTAL	DATE	OPPONENT
GAME	7	10/1/04	@ NYL
	7	8/28/22	@ CHI
HALF	2	8/28/22	@ CHI
QTR	0	8/18/22	vs. DAL
	0	8/28/22	@ CHI
OT	0	8/23/07	vs. IND (3OT)

STEALS

	TOTAL	DATE	OPPONENT
GAME	1	8/21/22	vs. DAL
HALF	0	Many Times	
QTR	0	Many Times	
OT	1	Many Times	

BLOCKS

	TOTAL	DATE	OPPONENT
GAME	0	10/10/19	@ WAS
HALF	0	Many Times	
QTR	0	Many Times	
OT	0	Many Times	

TURNOVERS

	TOTAL	DATE	OPPONENT
GAME	4	8/31/05	@ DET
	4	9/24/20	vs. LVA
HALF	1	8/31/05	@ DET
QTR	0	10/8/19	vs. WAS
OT	0	8/23/07	vs. IND (3OT)





OPPONENT PLAYOFF INDIVIDUAL HIGHS

POINTS

	TOTAL	PLAYER	DATE	OPPONENT	GAME	TOTAL	PLAYER	DATE	OPPONENT
GAME	31	Anna DeForge	8/23/07	vs. IND (3OT)	23	Cheryl Ford	8/24/06	@ DET	
HALF	31	Napheesa Collier	9/20/23	@ MIN	16	Cheryl Ford	8/24/06	@ DET	
QTR	20	Jonquel Jones	10/1/23	vs. NYL	11	Cheryl Ford	8/24/06	@ DET	
OT	16	Angel McCoughtry	9/27/20	vs. LVA	6	Taj McWilliams-Franklin	8/27/07	@ IND (OT)	
	7	Tamika Whitmore	8/23/07	vs. IND (3OT)					

FIELD GOALS MADE

	TOTAL	PLAYER	DATE	OPPONENT	GAME	TOTAL	PLAYER	DATE	OPPONENT
GAME	13	A'ja Wilson	9/22/20	@ LVA	9	Chasity Melvin	8/20/06	vs. WAS	
HALF	13	Angel McCoughtry	9/27/20	vs. LVA	7	Azura Stevens	10/3/21	@ CHI	
QTR	8	Many Times			4	Azura Stevens	10/3/21	@ CHI	
OT	7	Angel McCoughtry	9/27/20	vs. LVA	4	Breanna Stewart	9/24/23	@ NYL	
	3	Tamika Whitmore	8/23/07	vs. IND (3OT)	4	Jonquel Jones	10/1/23	vs. NYL	
					1	Sheri Sam	8/27/07	@ IND (OT)	
					1	Kahleah Copper	9/28/21	vs. CHI (2OT)	

FIELD GOALS ATTEMPTED

	TOTAL	PLAYER	DATE	OPPONENT	GAME	TOTAL	PLAYER	DATE	OPPONENT
GAME	25	Breanna Stewart	9/24/23	@ NYL	18	Tamika Catchings	8/23/07	vs. IND (3OT)	
HALF	18	Breanna Stewart	9/24/23	@ NYL	12	Cheryl Ford	8/24/06	@ DET	
QTR	12	Breanna Stewart	9/24/23	@ NYL	8	Cheryl Ford	8/24/06	@ DET	
OT	5	Kahleah Copper	9/28/21	vs. CHI	3	Tamika Catchings	8/23/07	vs. IND (3OT)	
					3	Courtney Vandersloot	9/28/21	vs. CHI (2OT)	

THREE-POINT FIELD GOALS MADE

	TOTAL	PLAYER	DATE	OPPONENT	GAME	TOTAL	PLAYER	DATE	OPPONENT
GAME	6	Kayla McBride	9/17/23	vs. MIN	18	Courtney Vandersloot	9/28/21	vs. CHI (2OT)	
HALF	4	Many Times			8	Courtney Vandersloot	9/28/21	vs. CHI (2OT)	
QTR	3	Many Times			7	Courtney Vandersloot	9/28/21	vs. CHI (2OT)	
OT	2	Anna DeForge	8/23/07	vs. IND (3OT)	4	Courtney Vandersloot	9/28/21	vs. CHI (2OT)	

THREE-POINT FIELD GOAL ATTEMPTS

	TOTAL	PLAYER	DATE	OPPONENT	GAME	TOTAL	PLAYER	DATE	OPPONENT
GAME	11	Anna DeForge	8/23/07	vs. IND (3OT)	5	Emma Meesseman	9/4/22	vs. CHI	
HALF	11	Kayla McBride	9/17/23	vs. MIN	4	Candace Parker	8/28/22	@ CHI	
QTR	7	Nicole Powell	9/27/12	vs. NYL	3	Many Players	Many Games		
OT	7	Jackie Young	9/15/22	vs. LVA	1	Many Players	Many Games		
	6	Betnijah Laney	10/1/23	vs. NYL					
	2	Anna DeForge	8/23/07	vs. IND (3OT)					

FREE THROWS MADE

	TOTAL	PLAYER	DATE	OPPONENT	GAME	TOTAL	PLAYER	DATE	OPPONENT
GAME	16	Tamika Catchings	8/27/07	vs. IND (3OT)	8	Courtney Vandersloot	10/6/21	@ CHI	
HALF	9	A'ja Wilson	9/29/20	@ LVA	8	Marina Mabrey	8/24/22	@ DAL	
QTR	9	A'ja Wilson	9/29/20	@ LVA	5	Many Players	Many Games		
OT	3	Tamika Catchings	8/27/07	@ IND (3OT)	4	Courtney Vandersloot	Two Games		
					4	Angel McCoughtry	9/16/11	vs. ATL	
					2	Three Players	Three Games		

FREE THROW ATTEMPTS

	TOTAL	PLAYER	DATE	OPPONENT	GAME	TOTAL	PLAYER	DATE	OPPONENT
GAME	17	Tamika Catchings	8/27/07	@ IND (OT)	7	A'ja Wilson	9/22/20	@ LVA	
HALF	11	Lindsey Harding	9/16/11	vs. ATL	4	A'ja Wilson	9/22/20	@ LVA	
QTR	8	A'ja Wilson	9/11/22	@ LVA	4	Candace Parker	8/28/22	@ CHI	
OT	8	Tamika Catchings	8/27/07	@ IND (OT)	3	Candace Parker	9/17/19	vs. LAS	
	3	Tamika Catchings	8/27/07	@ IND (OT)	3	A'ja Wilson	9/11/22	@ LVA	

REBOUNDS

OFFENSIVE REBOUNDS

	TOTAL	PLAYER	DATE	OPPONENT
GAME	9	Chasity Melvin	8/20/06	vs. WAS
HALF	7	Azura Stevens	10/3/21	@ CHI
QTR	4	Azura Stevens	10/3/21	@ CHI
	4	Breanna Stewart	9/24/23	@ NYL
	4	Jonquel Jones	10/1/23	vs. NYL
OT	1	Sheri Sam	8/27/07	@ IND (OT)
	1	Kahleah Copper	9/28/21	vs. CHI (2OT)

DEFENSIVE REBOUNDS

	TOTAL	PLAYER	DATE	OPPONENT
GAME	18	Tamika Catchings	8/23/07	vs. IND (3OT)
HALF	12	Cheryl Ford	8/24/06	@ DET
QTR	8	Cheryl Ford	8/24/06	@ DET
OT	3	Tamika Catchings	8/23/07	vs. IND (3OT)
	3	Courtney Vandersloot	9/28/21	vs. CHI (2OT)

ASSISTS

	TOTAL	PLAYER	DATE	OPPONENT
GAME	18	Courtney Vandersloot	9/28/21	vs. CHI (2OT)
HALF	8	Courtney Vandersloot	9/28/21	vs. CHI (2OT)
QTR	7	Courtney Vandersloot	9/28/21	vs. CHI (2OT)
OT	4	Courtney Vandersloot	9/28/21	vs. CHI (2OT)

STEALS

	TOTAL	PLAYER	DATE	OPPONENT
GAME	5	Emma Meesseman	9/4/22	vs. CHI
HALF	4	Candace Parker	8/28/22	@ CHI
QTR	3	Many Players	Many Games	
OT	1	Many Players	Many Games	

TURNOVERS

	TOTAL	PLAYER	DATE	OPPONENT
GAME	8	Courtney Vandersloot	10/6/21	@ CHI
	8	Marina Mabrey	8/24/22	@ DAL
HALF	5	Many Players	Many Games	
QTR	4	Courtney Vandersloot	Two Games	
	4	Angel McCoughtry	9/16/11	vs. ATL
OT	2	Three Players	Three Games	

BLOCKS

	TOTAL	PLAYER	DATE	OPPONENT
GAME	7	A'ja Wilson	9/22/20	@ LVA
HALF	4	A'ja Wilson	9/22/20	@ LVA
	4	Candace Parker	8/28/22	@ CHI
QTR	3	Candace Parker	9/17/19	vs. LAS
	3	A'ja Wilson	9/11/22	@ LVA
OT	-			





OPPONENT PLAYOFF TEAM HIGHS

POINTS

	TOTAL	DATE	OPPONENT
GAME	105	9/28/21	vs. CHI (2OT)
HALF	54	9/29/23	vs. NYL
	54	10/6/21	@ CHI
QTR	37	9/29/23	vs. NYL
OT	17	9/28/21	vs. CHI (2OT)

FIELD GOALS MADE

	TOTAL	DATE	OPPONENT
GAME	38	9/28/22	vs. CHI (2OT)
	38	9/29/23	vs. NYL
HALF	23	9/29/23	vs. NYL
QTR	15	9/29/23	vs. NYL
OT	6	9/28/21	vs. CHI (2OT)

FIELD GOALS ATTEMPTS

	TOTAL	DATE	OPPONENT
GAME	88	8/23/07	vs. IND (3OT)
HALF	44	9/16/11	vs. ATL
QTR	23	9/29/23	vs. NYL
OT	14	9/10/05	vs. IND (OT)
	14	9/28/21	vs. CHI (2OT)

THREE-POINT FIELD GOALS MADE

	TOTAL	DATE	OPPONENT
GAME	16	10/6/19	vs. WAS
HALF	9	10/6/19	vs. WAS
QTR	6	10/6/19	vs. WAS
OT	3	8/23/07	vs. IND (OT)

THREE-POINT FIELD GOAL ATTEMPTS

	TOTAL	DATE	OPPONENT
GAME	30	8/28/22	@ CHI
HALF	17	8/23/18	vs. PHO
QTR	11	9/20/08	vs. NYL
	11	9/30/21	vs. CHI
OT	5	8/23/07	vs. IND (3OT)
	5	9/10/05	vs. IND

FREE THROWS MADE

	TOTAL	DATE	OPPONENT
GAME	27	9/16/11	vs. ATL
HALF	20	9/16/11	vs. ATL
QTR	13	10/1/23	vs. NYL
OT	4	Three Times	

FREE THROW ATTEMPTS

	TOTAL	DATE	OPPONENT
GAME	33	9/16/11	vs. ATL
HALF	25	9/16/11	vs. ATL
QTR	16	10/1/23	vs. NYL
OT	6	9/28/21	vs. CHI (2OT)

REBOUNDS

	TOTAL	DATE	OPPONENT
GAME	52	8/23/07	vs. IND (3OT)
HALF	27	9/16/11	vs. ATL

QTR	16	8/24/06	@ DET
OT	9	9/28/21	vs. CHI (2OT)

OFFENSIVE REBOUNDS

	TOTAL	DATE	OPPONENT
GAME	21	9/7/03	@ DET
HALF	14	10/8/04	vs. SEA
QTR	7	9/16/11	vs. ATL
OT	3	8/23/07	vs. IND (3OT)

DEFENSIVE REBOUNDS

	TOTAL	DATE	OPPONENT
GAME	41	8/23/07	vs. IND (3OT)
HALF	19	8/24/06	@ DET
	19	9/25/04	@ WAS
	19	9/24/20	vs. LVA
QTR	11	8/31/22	@ CHI
OT	8	9/28/21	vs. CHI (2OT)

ASSISTS

	TOTAL	DATE	OPPONENT
GAME	32	9/15/22	vs. LVA
HALF	19	9/15/22	vs. LVA
QTR	12	9/15/22	vs. LVA
OT	4	8/27/07	@ IND (OT)

PERSONAL FOULS

	TOTAL	DATE	OPPONENT
GAME	32	8/20/06	vs. WAS
HALF	19	8/20/06	vs. WAS
QTR	11	8/20/06	vs. WAS
OT	9	9/10/05	vs. IND

STEALS

	TOTAL	DATE	OPPONENT
GAME	13	9/8/22	@ CHI
HALF	8	8/25/07	@ IND
QTR	5	Many Times	
OT	2	8/23/07	vs. IND (3OT)

BLOCKS

	TOTAL	DATE	OPPONENT
GAME	10	8/28/22	@ CHI
	10	9/8/22	@ CHI
HALF	8	9/8/22	@ CHI
QTR	4	Many Times	
OT	0	Many Times	

TURNOVERS

	TOTAL	DATE	OPPONENT
GAME	23	8/23/07	vs. IND (3OT)
HALF	12	9/20/08	vs. NYL
QTR	9	9/20/08	vs. NYL
OT	4	9/28/21	vs. CHI (2OT)



OPPONENT PLAYOFF TEAM LOWS

POINTS

	TOTAL	DATE	OPPONENT
GAME	51	10/1/04	@ NYL
HALF	17	10/1/04	@ NYL
QTR	5	9/8/22	@ CHI
OT	0	9/15/05	vs. SAC (OT)

FIELD GOALS MADE

	TOTAL	DATE	OPPONENT
GAME	20	Many Times	
HALF	6	8/24/22	@ DAL
	6	10/1/04	@ NYL
QTR	2	Many Times	
OT	0	9/15/05	vs. SAC (OT)

FIELD GOALS ATTEMPTS

	TOTAL	DATE	OPPONENT
GAME	54	10/3/04	vs. NYL
HALF	23	9/29/04	vs. WAS
QTR	10	8/26/06	vs. DET
OT	6	8/23/07	vs. IND (3OT)

THREE-POINT FIELD GOALS MADE

	TOTAL	DATE	OPPONENT
GAME	0	Many Times	
HALF	0	Many Times	
QTR	0	Many Times	
OT	0	8/23/07	vs. IND (3OT)
	0	9/15/05	vs. SAC (OT)

THREE-POINT FIELD GOAL ATTEMPTS

	TOTAL	DATE	OPPONENT
GAME	3	9/25/04	@ WAS
HALF	1	9/22/20	@ LVA
QTR	0	Many Times	
OT	1	8/23/07	vs. IND (3OT)
	1	9/15/05	vs. SAC (OT)

FREE THROWS MADE

	TOTAL	DATE	OPPONENT
GAME	3	9/20/08	vs. NYL
HALF	0	8/18/06	@ WAS
	0	8/15/00	@ CLE
QTR	0	Many Times	
OT	0	8/23/07	vs. IND (3OT)

FREE THROW ATTEMPTS

	TOTAL	DATE	OPPONENT
GAME	5	9/20/08	vs. NYL
HALF	1	9/29/12	@ NYL
	1	10/3/04	vs. NYL
QTR	0	Many Times	
OT	0	8/23/07	vs. IND (3OT)

REBOUNDS

	TOTAL	DATE	OPPONENT
GAME	21	9/15/20	@ CHI
HALF	7	8/28/03	vs. CHR
QTR	0	9/30/21	vs. CHI

OT	2	8/23/07	vs. IND (3OT)
----	---	---------	---------------

OFFENSIVE REBOUNDS

	TOTAL	DATE	OPPONENT
GAME	2	9/13/22	@ LVA
HALF	0	Many Times	
QTR	0	Many Times	
OT	0	8/23/07	vs. IND (3OT)

DEFENSIVE REBOUNDS

	TOTAL	DATE	OPPONENT
GAME	12	9/8/05	@ IND
HALF	3	9/8/05	@ IND
QTR	0	9/30/21	vs. CHI
OT	0	9/10/05	vs. IND (OT)

ASSISTS

	TOTAL	DATE	OPPONENT
GAME	6	10/8/12	@ IND
	6	9/27/04	vs. WAS
HALF	1	9/27/04	vs. WAS
QTR	0	9/11/22	vs. LVA
OT	0	8/23/07	vs. IND (3OT)
	0	9/15/05	vs. SAC (OT)

PERSONAL FOULS

	TOTAL	DATE	OPPONENT
GAME	10	Three Times	
HALF	3	10/1/23	vs. NYL
QTR	1	Three Times	
OT	1	8/27/07	@ IND (OT)

STEALS

	TOTAL	DATE	OPPONENT
GAME	2	8/23/18	vs. PHO
	2	8/31/05	@ DET
HALF	0	10/6/21	@ CHI
QTR	0	Many Times	
OT	0	8/23/07	vs. IND (3OT)

BLOCKS

	TOTAL	DATE	OPPONENT
GAME	0	Many Times	
HALF	0	Many Times	
QTR	0	Many Times	
OT	0	Many Times	

TURNOVERS

	TOTAL	DATE	OPPONENT
GAME	6	9/18/05	@ SAC
HALF	2	9/13/22	@ LVA
	2	9/17/23	vs. MIN
QTR	0	8/31/22	@ CHI
	0	9/17/23	vs. MIN
OT	1	8/27/07	@ IND

