



Washington Mystics (16-21) vs. Seattle Storm (19-18)



Sunday, August 24th, 2025 — CareFirst Arena — 3:00 pm EDT — Regular Season Game #38 — Home Game #20

LAST GAME'S STARTERS

PLAYER / 2025-26 REGULAR SEASON AVERAGES

#1	Sug Sutton			G • 5-8 • Texas-Austin/USA • 3rd Season			
	GP/GS	PPG	RPG	APG	SPG	BPG	MPG
	36/36	7.5	1.7	3.7	0.9	0.1	26.0
#5	Jade Melbourne			G • 5-10 • Cranberra Capitals/Australia • 2nd Season			
	GP/GS	PPG	RPG	APG	SPG	BPG	MPG
	36/12	6.3	2.0	2.8	0.6	0.2	23.9
#22	Sonia Citron			G • 6-1 • Notre Dame/USA • Rookie			
	GP/GS	PPG	RPG	APG	SPG	BPG	MPG
	37/37	15.3	4.1	2.5	1.1	0.4	32.3
#44	Kiki Iriafen			PF • 6-3 • Southern California/USA • Rookie			
	GP/GS	PPG	RPG	APG	SPG	BPG	MPG
	37/37	13.0	8.8	1.7	0.6	0.2	26.8
#0	Shakira Austin			C • 6-5 • Mississippi/USA • 3rd Season			
	GP/GS	PPG	RPG	APG	SPG	BPG	MPG
	31/23	12.5	6.5	1.8	1.2	1.0	22.9

THE 2025 WASHINGTON MYSTICS MEDIA GUIDE IS AVAILABLE ONLINE AT HOOPSOMG.COM

2025-26 REGULAR SEASON MYSTICS RECORDS

	RECORD	HOME	ROAD	OT
OVERALL	16-21	10-9	6-12	1-0
WESTERN	8-12	5-5	3-7	1-0
EASTERN	8-9	5-4	3-5	--
	16-21	10-9	6-12	1-0
STREAKS OVERALL: LOST 3 WEST: WON 1 EAST: LOST 3 : LOST 3				

UPCOMING GAMES

DATE	OPPONENT	TIME (ET)	TV
Thu, Aug. 28	at NYL	7:00 pm	--
Sat, Aug. 30	at GSV	8:30 pm	--
Sun, Aug. 31	at LAS	8:00 pm	--
Thu, Sep. 4	vs. PHO	7:30 pm	--
Sun, Sep. 7	vs. IND	3:00 pm	--

BROADCAST INFORMATION

TV: MNMT (Meghan McPeak, Christy Winters Scott, Meg McDonald)  
RADIO: TEAM 980

GAME STATUS REPORT

TBD

UPCOMING MILESTONES

- 🏀 Kiki Iriafen (326) needs five rebounds to move past Crystal Langhorn (330; 2010) for the most rebounds by a Mystic in a single season.
- 🏀 Shakira Austin (96) needs four steals to reach 100 for her career.
- 🏀 Sonia Citron (32) needs four more 10+ point games to hold the record for the most 10+ point games by a rookie in WNBA history.

MYSTICS 2025 REGULAR SEASON SCHEDULE

DATE	OPPONENT	SCORE	RECORD
5/16	vs. Dream	94-90	W 1-0
5/18	@ Sun	90-85	W 2-0
5/21	@ Valkyries	74-76	L 2-1
5/23	@ Aces	72-75	L 2-2
5/25	@ Mercury	62-68	L 2-3
5/28	vs. Fever	83-77	W 3-3
5/30	vs. Liberty	63-85	L 3-4
6/3	@ Fever	76-85	L 3-5
6/5	vs. Liberty	78-86	L 3-6
6/8	vs. Sun	104-67	W 4-6
6/15	vs. Dream	56-89	L 4-7
6/17	@ Sky	79-72	W 5-7
6/20	@ Dream	91-92	L 5-8
6/22	vs. Wings	91-88*	W 6-8
6/24	vs. Lynx	68-64	W 7-8
6/26	@ Aces	94-83	W 8-8
6/28	@ Wings	71-79	L 8-9
7/3	@ Lynx	75-92	L 8-10
7/8	vs. Sky	81-79	W 9-10
7/10	vs. Aces	70-68	W 10-10
7/13	@ Storm	74-69	W 11-10
7/15	@ Sparks	80-99	L 11-11
7/22	vs. Sparks	86-93	L 11-12
7/26	vs. Storm	69-58	W 12-12
7/27	vs. Mercury	72-88	L 12-13
7/29	vs. Sky	103-86	W 13-13
7/31	vs. Valkyries	67-68	L 13-14
8/3	@ Dream	83-99	L 13-15
8/5	@ Sky	64-78	L 13-16
8/8	@ Lynx	76-80	L 13-17
8/10	@ Wings	91-78	W 14-17
8/13	vs. Valkyries	83-88	L 14-18
8/15	@ Fever	88-84	W 15-18
8/17	vs. Sparks	95-86	W 16-18
8/19	vs. Sun	69-80	L 16-19
8/21	@ Sun	56-67	L 16-20
8/23	vs. Aces	81-91	L 16-21
8/24	vs. Storm	3:00 pm	--
8/28	@ Liberty	7:00 pm	--
8/30	@ Valkyries	8:30 pm	--
8/31	@ Sparks	8:00 pm	--
9/4	vs. Mercury	7:30 pm	--
9/7	vs. Fever	3:00 pm	--
9/9	@ Liberty	7:00 pm	--

QUICK HITS

JADE MELBOURNE

- 🏀 Has started in 13 games this season.
- 🏀 Has totaled 20 games with 3+ assits...Recorded 10+ points in eight games (last: 11 pts, 8/19 vs. CON)

SHAKIRA AUSTIN

- 🏀 Averaging 14.2 points, 7.0 rebounds, 2.2 assists, 1.2 blocks, and 1.5 steals as a starter.
- 🏀 Recorded 10+ points in 21 games, 20+ points in three games, and scored in double figures in 12 of her last 16 games.

SONIA CITRON

- 🏀 Has scored in double figures in 32 games this season and recorded seven 20+ point games (scored career-best 28 points on 7/29 vs. CHI).
- 🏀 Currently ranks second among rookies in scoring, averaging 15.3 points per game (9.4 points in the second half).
- 🏀 On 8/19, passed Chamique Holdsclaw (526 points, 1999) for the most points by a rookie in Mystics history.

SUG SUTTON

- 🏀 Has made 36 starts...Her 7.5 points are the second most she has averaged in her career (most since 2023).
- 🏀 Has posted 5+ assists in nine games and 10+ points in 12 games.

KIKI IRIAFEN

- 🏀 Has totaled a rookie franchise record 14 double-doubles on the season, the most by a rookie this season
- 🏀 Has recorded 10+ rebounds in 7 consecutive games - the longest streak by a rookie in Mystics history.
- 🏀 Her 13.0 points per game rank third among rookies...Her 8.8 rebounds are the third most in the WNBA.





NO.	PLAYER	POS.	HT.	BIRTHDATE	PRIOR TO WNBA/HOME COUNTRY	WNBA EXP.
8	Georgia Amoore	G	5-7	04/03/2001	Kentucky/Australia	R
0	Shakira Austin	C	6-5	07/25/2000	Mississippi/USA	3
22	Sonia Citron	G	6-1	10/22/2003	Notre Dame/USA	R
32	Alysha Clark	F	5-11	07/07/1987	Middle Tennessee State University/USA	12
31	Stefanie Dolson	C	6-5	01/08/1992	Connecticut/USA	11
21	Emily Engstler	F	6-1	05/01/2000	Louisville/USA	3
44	Kiki Iriafen	F	6-3	08/26/2003	Southern California/USA	R
5	Jade Melbourne	G	5-10	08/18/2002	Cranberra Capitals/Australia	2
33	Lucy Olsen	G	5-10	05/26/2003	Iowa/USA	R
24	Madison Scott	G	6-2	12/27/2001	Mississippi/USA	R
4	Jacy Sheldon	G	5-10	08/23/2000	Ohio State/USA	1
1	Sug Sutton	G	5-8	12/17/1998	Texas-Austin/USA	3

## STAFF

**HEAD COACH**.....Sydney Johnson (Princeton)

**ASSISTANT COACHES**.....Emre Vatansever (Marmara), Jessie Miller (Univ. of Illinois Chicago), Barb Turner (Connecticut)

**PLAYER DEVELOPMENT LEAD**.....Clinton Crouch (Saint Francis)

**PHYSIOTHERAPIST**.....Derrick Larkins

**HEAD ATHLETIC TRAINER**.....Regina Parquet

**HEAD OF ATHLETE REHABILITATION**.....Kala Flagg

**DIRECTOR, ATHLETE PHYSICAL HEALTH AND PERFORMANCE**.....Ellie Somers

## PRONUNCIATION GUIDE

**Georgia Amoore** (A-more); **Sonia Citron** (Sone-yuh Sih-tron);  
**Kiki Iriafen** (EER-ee-ah-FENN); **Jade Melbourne** (Mel-Bin);  
**Jacy Sheldon** (Jay-cee); **Sug Sutton** (shug (like "sugar"))

## STAFF PRONUNCIATIONS:

**Emre Vatansever** (ehm-RAY vah-TAWN-sehv-er)

## NUMERICAL ROSTER

<b>0 Shakira Austin</b>	<b>1 Sug Sutton</b>
<b>4 Jacy Sheldon</b>	<b>5 Jade Melbourne</b>
<b>8 Georgia Amoore</b>	<b>21 Emily Engstler</b>
<b>22 Sonia Citron</b>	<b>24 Madison Scott</b>
<b>31 Stefanie Dolson</b>	<b>32 Alysha Clark</b>
<b>33 Lucy Olsen</b>	<b>44 Kiki Iriafen</b>



2025-26 REGULAR SEASON	PPG	OPP. PPG	FG%	3FG%	FT%	RPG	APG	SPG	TO	BPG
Storm	82.4	79.8	.453	.332	.768	31.4	21.5	8.43	12.3	4.84
Mystics	78.6	80.9	.444	.334	.757	33.5	19.2	6.65	15.5	3.11



2025-26 REGULAR SEASON INDIVIDUAL BESTS			2025-26 REGULAR SEASON STORM BESTS			2025-26 REGULAR SEASON TEAM		
Points	19	Brittney Sykes @ SEA 7/13/25	Points	19	Ezi Magbegor @ SEA 7/13/25	Biggest Win	11	vs. SEA 7/26/25
Rebounds	11	Kiki Iriafen vs. SEA 7/26/25, Shakira Austin vs. SEA 7/26/25	Rebounds	9	Dominique Malonga vs. SEA 7/26/25	** No Biggest Loss **		
Assists	5	Brittney Sykes vs. SEA 7/26/25, Shakira Austin @ SEA 7/13/25	Assists	6	Erica Wheeler vs. SEA 7/26/25			

ALL-TIME SERIES FACTS (MYSTICS, REGULAR SEASON)		ALL-TIME SERIES FACTS (OPPONENT, REGULAR SEASON)	
MYSTICS		STORM	
Largest Margin of Victory	32, July 20, 2008 (89-57)	Largest Margin of Victory	34, Sept. 7, 2021 (105-71)
Most Points	110, Sept. 1, 2017	Most Points	106, Sept. 1, 2017
Low Points	49, Jun. 29, 2008	Low Points	52, Jun. 10, 2005

2025-26 REGULAR SEASON VS. STORM			2024-25 REGULAR SEASON VS. STORM			SERIES HISTORY VS. STORM				
DATE	SITE	TIME/RESULT	DATE	SITE	RESULT		ALL-TIME	STREAKS	LAST WIN	LAST LOSS
7/13/25	Seattle	W, 74-69	5/19/24	Washington	L, 75-84	Overall	27-31	Won 3	7/26/25	8/20/24
7/26/25	Washington	W, 69-58	5/25/24	Seattle	L, 69-101	Home	17-11	Won 1	7/26/25	8/20/24
8/24/25	Washington	3:00 pm	8/20/24	Washington	L, 77-83	Road	10-20	Won 2	7/13/25	5/25/24
			8/26/24	Seattle	W, 74-72					

SERIES NOTES

The Mystics are 3-0 against Seattle dating back to a 74-72 road win on August 26, 2024. This season, Washington has taken both games including a 74-69 road win on July 13 and a 69-58 home win on July 28.

In their most recent victory, Shakira Austin posted a double-double with 18 points, 11 rebounds and a pair of blocks. Austin has recorded five games with 10+ points against the Storm in her career.

Washington tallied a season-high 44 rebounds against the Storm on 7/26.

On 7/13, Washington held the Storm to 10 points in the first quarter and 14 points in the fourth quarter, marking the third game since the 2020 season the Mystics have held Seattle to 14 or fewer points in two or more quarters in a single game.

Washington held Seattle to 58 points on 7/26, the fewest points Seattle has scored in the season series since 2008.

The Mystics have held the Storm to beneath 70 points in both games this season, the first time they have done so in two or more games since the 2023 season.

PREVIOUS MEETINGS

MYSTICS 69, STORM 58 – JULY 26, 2025 – CAREFIRST ARENA – WASHINGTON, DC – GAME #24 (12-12, 8-4 HOME)

TEAM	1	2	3	4	OT	FINAL	FG	FGA	FG%	3FG%	FT%	OR	DR	TR	A	PF	ST	TO	BS
SEA	21	14	10	13	-	58	22	67	.328	.238	.818	7	21	28	16	13	9	15	10
WAS	16	24	20	9	-	69	29	66	.439	.231	.889	8	36	44	20	19	7	18	8
TEAM	HIGH PTS			HIGH REB			HIGH AST			TEAM	HIGH PTS			HIGH REB			HIGH AST		
WAS	S. Austin: 14			S. Austin/K. Iriafen: 11			B. Sykes: 5			SEA	N. Ogwumike: 18			D. Malonga: 9			E. Wheeler: 6		

AP -- Shakira Austin had 14 points and 11 rebounds, Sug Sutton scored 13 points and the Washington Mystics beat the Seattle Storm 69-58 on Saturday night. Seattle, which endured a five-minute scoring drought to open the third quarter and trailed 60-45 entering the fourth, held Washington without a point for the first six minutes of the final quarter. The Storm's 11-0 run had them within 60-56 with four minutes remaining in the game. Kiki Iriafen then made one free throw for Washington for a five-point lead and her layup with about 2 1/2 minutes left put the Mystics up 63-56. Brittney Sykes scored on two driving layups, leaving the Mystics in command 67-58 with 51 seconds remaining. The Mystics won by double digits despite scoring only nine points in the fourth quarter. They held the Storm under 15 points in each of the last three quarters. Nneka Ogwumike had 18 points, all in the first half for Seattle (15-11). Erica Wheeler scored 12 points. Seattle shot 33% overall, made only 5 of 21 3-pointers and was outrebounded 44-28. Brittney Sykes and Sonia Citron had 11 points each for Washington (12-12). The Mystics shot 44% and had 20 assists on 29 made baskets. Ogwumike scored 11 of Seattle's first 13 points and finished the first quarter with 13 points as Seattle took a 21-16 lead. A mid-range jumper by Ezi Magbegor gave Seattle a 29-21 lead midway through the second quarter but Sutton scored seven points in a 14-2 run that put Washington ahead 35-31 with 2 1/2 minutes left in the half. The Mystics went on to lead 40-35 at halftime.

MYSTICS 74, STORM 69 – JULY 13, 2025 – CLIMATE PLEDGE ARENA – SEATTLE, WA – GAME #21 (11-10, 4-7 AWAY)

TEAM	1	2	3	4	OT	FINAL	FG	FGA	FG%	3FG%	FT%	OR	DR	TR	A	PF	ST	TO	BS
WAS	16	15	16	27	-	74	28	63	.444	.214	.682	9	27	36	19	20	6	16	2
SEA	10	18	27	14	-	69	25	69	.362	.368	.857	9	20	29	13	20	5	17	4
TEAM	HIGH PTS			HIGH REB			HIGH AST			TEAM	HIGH PTS			HIGH REB			HIGH AST		
WAS	B. Sykes: 19			K. Iriafen: 10			S. Austin: 5			SEA	E. Magbegor: 19			E. Magbegor: 7			S. Diggins/G. Williams: 4		

MYSTICS 2025 AVERAGES																						
PLAYER	GP-GS	MIN	MPG	FG-ATT	FG%	3FG-ATT	3FG%	FT-FTA	FT%	OFF	DEF	TOT/AVG	AST	APG	PF-D	STL	SPG	TO	BLK	BPG	PTS	AVG
Citron	37-37	1,195	32.3	190-404	.470	67-157	.427	118-134	.881	25	126	151/4.1	91	2.5	79-148	42	1.14	69	13	0.35	565	15.3
Iriafen	37-37	992	26.8	178-358	.497	1-5	.200	123-155	.794	99	227	326/8.8	62	1.7	118-125	23	0.62	82	7	0.19	480	13.0
Austin	31-23	709	22.9	157-334	.470	0-11	.000	74-113	.655	51	150	201/6.5	55	1.8	71-94	38	1.23	79	32	1.03	388	12.5
Sykes	25-25	774	30.9	120-317	.379	21-66	.318	124-158	.785	12	73	85/3.4	109	4.4	67-125	31	1.24	68	8	0.32	385	15.4
Sutton	36-36	935	26.0	101-230	.439	35-101	.347	33-43	.767	7	54	61/1.7	133	3.7	47-51	31	0.86	69	3	0.08	270	7.5
Melbourne	36-12	861	23.9	79-193	.409	24-79	.304	44-67	.657	16	55	71/2.0	101	2.8	89-70	21	0.58	60	7	0.19	226	6.3
Dolson	36-14	547	15.2	51-122	.418	21-63	.333	12-16	.750	15	66	81/2.3	48	1.3	83-24	10	0.28	27	10	0.28	135	3.8
Engstler	33-0	426	12.9	45-111	.405	16-55	.291	21-32	.656	31	77	108/3.3	45	1.4	42-25	26	0.79	34	25	0.76	127	3.8
Edwards	21-0	279	13.3	45-94	.479	0-7	.000	35-56	.625	25	44	69/3.3	9	0.4	28-46	10	0.48	23	6	0.29	125	6.0
Olsen	34-0	402	11.8	47-114	.412	16-53	.302	12-15	.800	8	25	33/1.0	41	1.2	35-19	8	0.24	16	3	0.09	122	3.6
Clark	8-1	171	21.4	15-37	.405	6-18	.333	6-9	.667	5	26	31/3.9	10	1.3	13-12	4	0.50	2	1	0.13	42	5.3
Koné	11-0	74	6.8	7-18	.389	1-3	.333	8-9	.889	3	15	18/1.6	5	0.5	10-9	0	0.00	6	0	0.00	23	2.1
Sheldon	2-0	32	15.8	4-10	.400	1-6	.167	4-5	.800	1	2	3/1.5	1	0.5	5-2	0	0.00	1	0	0.00	13	6.5
Scott	5-0	28	5.6	3-7	.429	0-1	.000	2-2	1.000	1	0	1/0.2	1	0.2	6-1	2	0.40	1	0	0.00	8	1.6
MYSTICS	37	7,417	200.5	1,042-2,349	.444	209-625	.334	616-814	.757	299	940	1,239/33.5	711	19.2	693-751	246	6.65	537	115	3.11	2,909	78.6
OPPONENTS	37	7,417	200.5	1,079-2,444	.441	282-884	.319	552-696	.793	277	902	1,179/31.9	725	19.6	751-693	295	7.97	478	152	4.11	2,992	80.9

SINGLE GAME HIGHS																						
PLAYER	MIN	FG	ATT	FG%	3FG	ATT	3FG%	FT	FTA	FT%	OFF	DEF	TOT	AST	PF	FD	STL	TO	BLK	PTS		
Sug Sutton	40	7	12	1.000 (3)	3 (2)	5 (7)	1.000 (4)	4	6	1.000 (10)	2	5	5	7 (3)	6	5	4	5	1 (3)	17		
Sika Koné	14	2	5	1.000 (3)	1	1 (3)	1.000	2 (3)	2 (4)	1.000 (4)	2	4	5	2	4	2 (2)	--	2 (2)	--	4 (3)		
Jade Melbourne	36	6	11 (2)	1.000	3	5 (4)	1.000 (2)	5	6 (4)	1.000 (10)	2 (2)	7	7	7	6	5 (2)	3	5 (2)	2	15 (2)		
Brittney Sykes	39	13	24	.615	4	6	1.000	14	15	1.000 (3)	2 (2)	7	9	8	6	11	3 (4)	7	2 (2)	32		
Emily Engstler	26	5	9 (2)	1.000 (3)	3	4	1.000 (5)	5	6	1.000 (4)	3 (2)	7	9	4 (3)	5	3	3 (2)	3 (3)	3	13		
Sonia Citron	41	10	17	.857	5 (2)	8	1.000	7 (3)	8 (2)	1.000 (21)	5	9	11	6 (3)	5 (2)	7 (5)	4	6	2	28		
Stefanie Dolson	29	4 (2)	7	1.000 (2)	2 (5)	4 (2)	1.000 (5)	4	4	1.000 (5)	2 (3)	6	7	8	5	3	1 (10)	3 (3)	2 (2)	14		
Lucy Olsen	38	7	12	1.000 (6)	3	7	1.000 (3)	4	4	1.000 (5)	1 (8)	4	5	3 (6)	3 (3)	4	1 (8)	3 (2)	1 (3)	19		
Kiki Iriafen	37	9 (3)	15	1.000 (2)	1	2	1.000	8	9 (3)	1.000 (10)	6 (2)	11	15	6	6	8	5	7	1 (7)	23		
Shakira Austin	32	13	18 (2)	1.000	--	2 (2)	--	8	13	1.000 (4)	4 (5)	9 (2)	13	5	5 (3)	9	5	7	4	28		
Aaliyah Edwards	20	6	8 (2)	1.000	--	1 (7)	--	5	6 (3)	1.000 (2)	5	5 (3)	7 (2)	1 (10)	4 (2)	5	1 (11)	4 (2)	2	15		
Alysha Clark	26	4	9	.750	3	5	1.000 (2)	2 (3)	4	1.000	2 (2)	5 (2)	7	6	3 (3)	5	1 (5)	1 (4)	1	11		
Jacy Sheldon	30	6	8	.800	3	5	.600	4	5	1.000	1	2	2 (2)	1 (2)	6	6	1	1 (2)	1	15		
Madison Scott	10	2	3	.667	--	1	--	2	2	1.000	1	--	1	1	3	1	1 (2)	1	--	4		
MYSTICS	225	36	74	.593	11	24 (4)	.550	28	41	.944	14	36 (2)	54	30	32	33	14 (2)	27	8 (2)	104		
		(2)																				
OPPONENTS	225	38	80	.563	18	42	.500	26	32	1.000	15	37	51 (2)	28	33	32	15 (2)	22	10	99 (2)		





### Team:

- The Mystics are set to play 44 regular season games for the first time in league history. The 44-game season is an increase from the WNBA's 40-game season the past two years.
- Washington will appear on national TV (ESPN3, CBSSN, ION, NBA TV) 17 times this season.
- Washington has 10 afternoon games this season, with seven of the 10 games having a 3:00 p.m. tip-time.
- The Mystics will play four games away from CareFirst Arena this season. Washington's annual Camp Day game will be played on Tuesday, July 8 at Eagle Bank Arena in Fairfax, VA. The Mystics will also play two games at CRF Bank Arena in Baltimore, MD.
- Washington's opening night roster has four rookies, the most since 2011 (four rookies).
- Washington holds four international players on their opening night roster (Australia, Mali/Spain, Canada), the second consecutive season the Mystics have held four or more players on their opening night roster.
  - This marks the fourth consecutive year (2022-25) Washington's opening night roster has held an international player.
- The Mystics' opening night roster had an average age of 24-348 which ranked as the youngest in the WNBA. This marked the youngest roster Washington has had on opening night since 2016 (24-183).
- All but two of Washington's players have three or fewer years of experience. Veterans Stefanie Dolson (11 seasons) and Alysha Clark (12 seasons) are the only players on the roster with four-plus years of service.
- The Mystics aim to average 20+ assists per game for the fourth time in franchise history, having previously accomplished the feat in 2024, 2022, and 2019. Washington averaged 21.6 assists per game in 2023.
- The Mystics averaged 7.3 steals per game in 2024 and will look to record seven or more steals per game for the 20th time in franchise history — and for the fifth time since 2020.
- Washington is targeting a top-five finish in pace for the first time since the 2013 season, when they ranked fourth (93.29; 4<sup>th</sup>).
- The Mystics are looking to average 20.0 free throw attempts per game, the first time since the 2017 season (21.4).

### Individual:

- Veteran center **Stefanie Dolson** looks to build on her three-point success from last season. Dolson shot 46.5% from beyond the arc in 2024, the third-highest percentage in the league, and the second consecutive season she has shot at least 40.0% from three-point territory.
  - Her 72 three-point makes in 2024 were the most by any center.
  - Dolson totaled at least 300 points, 150 rebounds, 100 assists, and 50 three-pointers last season, joining T. Catchings (2012) and J. Loyd (2024) as the only players to amass those benchmarks in the 10<sup>th</sup> or later season of their career.
  - At the age of 33, Dolson would become the oldest player in WNBA history to record those totals in a single season.
- Center **Shakira Austin** is coming off a career-best season, posting career highs in points (11.8), steals (1.3), and both free throw attempts (4.5) and makes (3.0).
  - In 2025, she aims to average at least 12.0 points and 7.0 rebounds, which would make her the seventh Mystic in franchise history to reach those averages.
- **Rookie Watch:**
  - The Mystics aim to have a rookie average at least 8.0 points per game during the 2025 season. If accomplished, it would mark the 13<sup>th</sup> rookie in franchise history to do so, and the first since Shakira Austin (2022).
  - Only six rookies in Mystics history have averaged 10.0+ points per game, with the last coming in 2018 (A. Atkins).
- Washington is also targeting a rookie average 3.0 assists per game – which would be just the seventh time in team history that a rookie reached that assist mark (last: Natasha Cloud, 2015).
- For the second consecutive season, the Mystics look to have a rookie average 5.0 rebounds per game.
  - Since 2020, Washington has had two rookies achieve this feat. The Mystics would join Chicago and Indiana as the only teams since 2020 to have at least three rookies average 5.0 rebounds in their debut seasons.





ROOKIE RANKS

- Washington’s two rookies, Sonia Citron and Kiki Iriafen, rank at the top of the rookie class in multiple statistical categories:

2025 ROOKIE RANKS - CITRON		
CATEGORY	AVERAGE	RANK
Points	15.3	2nd
Rebounds	4.1	6th
Assists	2.5	5th
FG%	47.0	4th
3P%	42.7	1st
FTA	134 (total)	2nd

2025 ROOKIE RANKS - IRIAFEN		
CATEGORY	AVERAGE	RANK
Points	13.0	3rd
Rebounds	8.8	1st
FG%	49.7	2nd
FTA	155 (total)	1st

- Iriafen and Citron are both averaging 10.0+ points per game, potentially becoming the first rookie duo to average 10+ points in a season in franchise history.
- The last rookie teammates to each average 10.0+ points in a season were Alyssa Thomas and Chiney Ogwumike (CON; 2014).
- Iriafen (28) and Citron (32) became the fourth and fifth Mystics rookies to total 20 10+ point games in their debut season.
- Citron (32) has recorded the fifth-most 10+ point games by a rookie.

ROOKIES THAT AVERAGED 12+ PT, 5+ REB, 2+ AST DURING FIRST HALF OF ALL-STAR SEASON

PLAYER	SEASON	PPG	RPG	APG
S. Citron	2025	14.1	5.0	2.0
C. Clark	2024	17.1	5.8	8.2
A. Boston	2023	15.4	8.4	2.3
A. Wilson	2018	20.0	8.6	2.5
T. Catchings	2002	17.8	8.2	3.2
S. Cash	2002	14.6	6.0	2.4
B. Lennox	2000	15.4	5.7	2.1
C. Holdsclaw	1999	18.7	8.9	2.8

ROOKIES THAT AVERAGED 10+ PT, 8+ REB, 45.0+ FG% DURING FIRST HALF OF ALL-STAR SEASON

PLAYER	SEASON	PPG	RPG	FG%
K. Iriafen	2025	11.9	8.5	46.0%
A. Boston	2023	15.4	8.4	61.0%
S. Ogwumike	2014	15.3	8.5	53.4%
C. Ford	2003	11.5	11.1	47.9%
T. Williams	2002	10.8	8.0	55.5%
C. Holdsclaw	1999	18.7	8.9	45.3%
Y. Griffith	1999	19.5	12.5	54.8%
N. Williams	1999	19.8	10.2	55.3%

THE STAGE IS HER COURT

- On 7/29 vs. CHI, Citron scored a career-high 28 points (10-15 FG).
- Citron has recorded seven 20+ point games this season, with three coming in the first half of the season, the third most 20+ point games by a rookie in a first half of a season in franchise history. All three of her 20+ point games came in the month of June, the first rookie since Alana Beard (September, 2004) to total three or more 20+ point games in a single month (Beard; 6).
- Her seven 20+ point games are the second most by a rookie this season, and has totaled 25+ points in three game, the second most by a rookie this season.
- She has also recorded three double-double on the season, becoming just the second rookie in Mystics history with multiple 20+ point, 10+ rebound games in a season.

2025; 25+ PT GAMES (ROOKIE)

PLAYER	GAMES
P. Bueckers	4
S. Citron	3
A. James	1

2025; 25+ PT GAMES (MYSTICS ROOKIE)

PLAYER	GAMES
N. McCray	4
S. Citron	3
A. Atkins	2
A. Beard	2

ROOKIE REPORT

- Iriafen is averaging 8.8 rebounds per game, the third most in the WNBA.
- She is also averaging 2.7 second chance points, the most by any rookie this season (eighth most overall).
- Iriafen has totaled 26 games with 10+ points and 5+ rebounds, the most by a rookie this season, and the most games by a rookie in Mystics history.
- On 8/13 vs. GSV, Iriafen recorded her 400th career point, joining Chamique Holdsclaw, Sonia Citron, Alana Beard, and Nikki McCray as the only rookies to total 400+ points in their rookie season.
- Citron has totaled 565 points, 151 rebounds, 91 assists, and 42 steals this season while shooting 47.0% from the field and 42.7% from three-point range – the only rookie in league history to record at least 475 point, 145 rebounds, 80 assists, and 40 steals while holding shooting splits of .450/.370 [min. 50 3PA].
- On 8/23, Iriafen became the 2nd rookie in Mystics history to record 20+ points and 15+ rebounds in a game, joining Chamique Holdsclaw (July 10, 1999 @ DET).

MYSTICS ROOKIES TO REACH 300+ PTS, 100+ REB, 45+ ASTS

PLAYER	SEASON/G REACHED	PTS	REB	AST
C. Holdsclaw	1999/19	525	246	74
S. Citron	2025/22	565	151	91
A. Beard	2004/27	446	143	91
K. Iriafen	2025/31	480	326	62
T. Johnson	2005/33	315	104	177

2025; ROOKIE GAMES W/ 10+ PTS/5+ REB

PLAYER	TEAM	GAMES
Kiki Iriafen	WAS	26
Sonia Citron	WAS	11
Paige Bueckers	DAL	11
Dominique Malonga	SEA	10
Janelle Salaun	GSV	9
Aneesah Morrow	CON	8

STEADY SONIA

- Sonia Citron ranks second in scoring among rookies, averaging 15.3 points per game on 47.0% shooting from the field and 42.7% from three-point range.
- She averaged 19.8 points over five games (7/29-8/8), marking her best scoring stretch of the season, and during the month of August, is averaging 18.0 points, 2.2 rebounds, 3.1 assists, and 1.1 steals per game.
- She has totaled 32 games of 10+ points, and recorded 10+ points the last 14 consecutive games, including 15+ points in nine of her last 11 games. Citron's 32 games are the most by a rookie this season and most by a Mystic.
- On 8/5, Citron notched her 12th multi-steal game this season, ranking third among WNBA rookies.
- She has made a three-pointer in 12 consecutive games, the longest streak of her debut season.

LAST 5-GAME ROOKIE SPANS; AVERAGING 18.0+ PTS, 2.0+ AST, 2.0+ REB, WHILE SHOOTING 52.0+ FG%, 52.0+ 3P%

PLAYER	DATE	PTS	REB	AST	FG%	3P%
S. Citron	7/29/25-8/8/25	19.8	2.0	2.6	53.1	54.2
R. Jackson	8/18/24-8/28/24	18.0	4.0	2.0	55.7	52.0
C. Carter	8/2/20-8/10/20	18.0	2.0	3.4	52.3	60.0
N. Collier	8/22-19-9/6/19	18.0	6.2	3.0	54.4	53.8
B. Stewart	6/24/16-7/6/16	23.8	10.0	4.2	55.7	54.2

- Citron finished the first half of the season as the only player in the WNBA averaging at least 12.0+ points, 4.0+ rebounds, 2.0+ assists while holding shooting splits of .450/.360.

1st HALF 2025; PLAYERS AVERAGING 12+ PTS, 4+ REB, 2+ AST ON 45.0+ FG% & 36.0+ 3P%

PLAYER	PTS/G	REB/G	AST/G	FG%	3P%
S. Citron	14.1	5.0	2.0	45.0%	36.5%

MYSTICS; 10+ PT GAME STREAK (ROOKIE)

PLAYER	STREAK
N. McCray	16
C. Holdsclaw	15
S. Citron	14
S. Citron	14
C. Holdsclaw	12

2025; ROOKIE 50.0% FG% GAMES

PLAYER	GAMES
S. Citron	17
K. Iriafen	15
P. Bueckers	14
D. Malonga	13
L. Geiselsoder	7
M. Akoa Makani	7

\*MIN 7 FGA





CITRON BY MONTH

- In the month of June, Sonia Citron averaged 15.6 points, 5.7 rebounds, 2.2 assists, and 1.6 steals per game.
- She was the only rookie in the month to average at least 15+ points, 5+ rebounds, and 2+ assists while shooting 45.0% from the field and 37.0% from three-point range. Citron joins Napheesa Collier, Allisha Gray, and Nneka Ogumwume as the only players to hold these averages.
- During the month of July, Citron averaged 12.9 points, 4.4 rebounds, 2.4 assist, and 11 steals per game. Citron was the only rookie to average at least 12.0 points, 4.0 rebounds and 2.0 assists.
- In nine games during the month of August, Citron is averaging 18.0 points, 3.1 assists, 2.2 rebounds, and 11 steals while shooting 50.0% from the field, 57.1% from three-point range, and 85.7% from the charity stripe.
- Citron is also averaging 4.2 free-throw attempts during the month (Aug.).
- Her 18.0 ppg, are tied for the ninth most in the WNBA in the month (Aug).

DOUBLE-DOUBLE KIKI

- On 8/21 at CON, Kiki Iriafen recorded her 14th double-double of the season - posting 21 points and 15 rebounds.
- Iriafen's 13 double-doubles are most by a rookie in franchise history, surpassing Chamique Holdsclaw (6), and are tied for the second most among Mystics players for double-doubles in a season.
- She became the first rookie in franchise history to record four consecutive double-doubles. Her four consecutive double-doubles tied the second longest streak in franchise history (longest: five; Chamique Holdsclaw).
- She was only the second rookie to accomplish this within her first five career games, following Natalie Williams (Utah Starzz), who did so in 1999.
- Iriafen joins Angel Reese as the only rookies in league history to record at least two four-consecutive double-double streaks.
- Her 14 double-doubles are the most by any rookie this season and are the fifth most overall.
- She has totaled 10+ rebounds in 17 games (last: 8/23 vs. LVA), the most by a rookie in franchise history.
- Her 14 10+ point, 10+ rebound games are tied for the sixth most by a rookie in WNBA history

MYSTICS: DBLE-DBLE (ROOKIE)

PLAYER	TOTAL
K. Iriafen	14
C. Holdsclaw	6
S. Austin	4
A. Santos de Oliveira	4

2025: DBLE-DBLE (ROOKIE)

PLAYER	TOTAL
K. Iriafen	14
A. Morrow	4
S. Citron	3
D. Malonga	3

A CAREER NIGHT FOR THE ROOKIES

- 7/29 vs. CHI marked the first time in Mystics history that two rookies scored 20+ points in the same game, after Citron scored a career-best 28 points and Iriafen tallied 22 points.
- Iriafen is now the third-fastest rookie this season to reach 300 points, behind Dallas' Paige Bueckers and teammate Sonia Citron
- Citron became the fourth rookie in Mystics history to record multiple 25+ point games in a season, joining Ariel Atkins, Alana Beard & Nikki McCray.
- She also went 5-6 from three point range, the sixth rookie in Mystics history to make 5+ three-pointers in a game, joining Julie Vanloo, Ariel Atkins, Keri Chaconas, Stella Johnson and Laurie Koehn.
- 19 of Citron's 28 points came in the first half - a career-high.

LAST 5 OUTINGS OF ROOKIE TEAMMATES W/ 20+ PTS IN A SINGLE GAME

SEASON	TEAM	#PLAYERS	PLAYERS
2025	WAS	2	K. Iriafen, S. Citron
2025	DAL	2	P. Bueckers, A. James
2020	NYL	2	J. Jones, L. Odom
2015	SEA	2	J. Loyd, R. Tokashiki
2008	MIN	2	N. Anosike, C. Wiggins

LAST 5 ROOKIES TO AVERAGE AT LEAST 15 PTS, 5 REB, 2 AST, 45% FG, 37% 3PT IN A MONTH

PLAYER	MONTH	PTS	REB	AST	FG%	3P%
S. Citron	Jun. '25	15.6	5.7	2.2	46.8%	37.0%
N. Collier	Aug. '19	15.9	6.8	3.0	54.3%	40.0%
D.DeShields	Aug. '18	16.3	5.0	2.7	48.9%	38.9%
B. Stewart	Sept. '16	18.3	9.3	3.0	41.5%	40.0%
B. Stewart	Jul. '16	20.0	9.3	4.0	45.0%	41.0%

AUG: PLAYERS AVERAGING AT LEAST 17 PTS, 3 AST, 2 REB, 47% FG, 38% 3PT, 80% FT IN THE MONTH

PLAYER	PTS	REB	AST	FG%	3P%	FT%
S. Citron	18.0	2.2	3.1	50.0	57.1	85.7

Min. 3 GP

CITRON'S AVERAGES BY MONTH

MONTH	PTS	REB	AST	FG%	3P%	FT%
May	14.3	4.0	2.0	47.2	40.0	90.9
June	15.6	5.7	2.2	46.8	37.0	85.4
July	12.9	4.4	2.4	43.6	35.9	93.1
Aug.	18.0	2.2	3.1	50.0	57.1	85.7

SHAKIRA'S STEP

- Since moving into the starting lineup (6/17), Shakira Austin is averaging 14.2 points, 7.0 rebounds, 2.2 assists, 1.2 blocks, and 1.5 steals while shooting 47.3% from the field.
- Austin recorded her 1,000 career point on 8/19 vs. CON.
- On 7/27 vs. PHX, she recorded her third 20+ point game of the season, and Austin has posted 10+ points and 5+ rebounds in 17 games this season.
- Her performance on 7/27 vs. PHX marked Austin's eighth game this season with at least 14 points and five rebounds.
- Austin's 12.4 points per game through the first half of the 2025 season are the most she's ever averaged through a half of a season in her career.
- She has recorded 10 game this season with multiple blocks (last: 7/31 vs. GSV), the most games in a single season in her career.
- Austin holds a defensive rating of 97.1, the 14th best defensive rating in the WNBA, and the best among centers [min. 23 GP; 18.0 min/pg].

PLAYERS AVERAGING 12+ PTS, 5+ REB, 1+ AST, 1+ STL, 1+ BLK

PLAYER	TEAM
N. Collier	MIN
A. Wilson	LVA
A. Boston	IND
A. Stevens	LAS
S. Austin	WAS

2025 1st HALF; DEFRTG

PLAYER	DEFRTG
K. Westbrook	91.4
J. Shepard	91.7
N. Hiedeman	92.4
S. Austin	93.0
K. McBride	93.3

\*MIN 15 GP; 18.0 MPG

RECORD BREAKER

- On 8/19, Sonia Citron recorded the most points in a rookie season in franchise history.
- Citron is tied with Candace Parker (2008) for fourth-most 10+ point games by a rookie in WNBA history.

MYSTICS ROOKIE ALL-TIME POINTS LEADERS

SEASON	PLAYER	PT TOTAL
2025	Sonia Citron	565
1999	Chamique Holdsclaw	525
1998	Nikki McCray	512
2025	Kiki Iriafen	480
2004	Alana Beard	446

MYSTICS ROOKIE ALL-TIME 10+ PT GM LEADERS

SEASON	PLAYER	TOTAL
2025	Sonia Citron	32
1999	Chamique Holdsclaw	28
2025	Kiki Iriafen	28
1998	Nikki McCray	27
2004	Alana Beard	23
2014	Bria Hartley	18





A DASH OF SUG

- Sug Sutton is averaging 7.5 points, 3.7 assists, and 1.7 rebounds per game on 43.9% shooting from the field and 34.7% from three-point range.
- She has scored 10+ points in 12 games this season, the second most of her career (career-best: 15; 2023).
- Sutton totaled six assists on 8/21, marking her ninth game this season with five or more assists.
- Her 7.5 points per game mark the second highest average of her career. Her 43.9% shooting from the field and 34.7% from three-point territory are both career bests.

GETTING TO THE LINE

- The Mystics are attempting 22.0 free throw attempts, ranking first in the WNBA.
- Washington ranks first in personal fouls drawn (20.3) and has a free throw attempt rate of 0.347.
- The Mystics averaged 24.0 free throw attempts per game through the first half of the season, the most by a team since 2018 (DAL; 25.9 & LVA; 24.1) and are the most in franchise history since 2007 (24.5).
- Washington has attempted 20+ free throws in 25 game this season (last: vs. LVA; 8/23), the most in the league. The Mystics are 10-3 when attempting 25 or more free throws.
- Washington attempted a 2025 league-best 41 free throws on 6/22 vs. DAL, and the Mystics' 28 made free-throws is their highest total since July 7, 2023, vs. Indiana (31).
- The Mystics' 41 attempts are the most since 8/6/22, when Dallas attempted 45, and are the third most attempts in franchise history.
- Rookie Kiki Iriafen has totaled 155 free throw attempts this season, most by a Mystics rookie in their debut season. Her 123 makes are also the most by a rookie in franchise history

MYSTICS FTM/FTA LAST FOUR SEASONS

SEASON	FTM	FTA	LEAGUE RANK
2025	16.6	22.0	1st/1st
2024	11.5	15.0	12th/12th
2023	15.0	18.2	6th/8th
2022	14.0	17.9	8th/8th

LAST 5 TEAMS TO AVERAGE 24.0+ FTA; 1ST HALF OF SEASON

TEAM	FTA/G	YEAR
WAS	24.0	2025
DAL	25.9	2018
LVA	24.1	2018
DAL	27.1	2017
DAL	24.8	2016

DOING WORK IN THE PAINT

- The Mystics are averaging 38.0 points in the paint, the fourth most in the WNBA. 48.3% of Washington's games come in the paint - the most in the WNBA.
- Washington's 38.0 points are currently the most the team has averaged in franchise history (since PITP was tracked in 1998).
- Washington has now outscored their opponents in the paint 23 times this season. Washington recorded tied a season-high 52 points in the paint on 7/29 vs. PHX.
- Shakira Austin is averaging 9.2 points in the paint (10th most), and rookie Kiki Iriafen is averaging 8.3 points in the paint (13th most, and the most by a rookie).
- Washington is shooting 64.3% from the restricted area, fifth best in the WNBA.

2025; PITP LEADERS

TEAM	PPG
Los Angeles	41.0
Seattle	39.7
Indiana	39.7
Washington	38.0
Dallas	36.4

MYSTICS; PITP AVERAGE

SEASON	PITP AVG.	RANK
2025	38.0	4th
2024	30.2	11th
2023	31.7	12th
2022	34.1	T-6th
2021	29.7	12th
2020	30.7	11th

MYSTICS IN THE FOURTH

- Washington is averaging 20.5 points in the fourth, the third most in the WNBA. The Mystics are also attempting 72 free throws in that period, the most.
- The Mystics hold a net rating of 9.1 in the final frame, the best in the WNBA. The team also has a defensive rating of 97.2, second best in the WNBA and an offensive rating of 106.2, third best.
- The Mystics have held an opponent to 20 or fewer points in the fourth quarter in 24 games (last: 8/21 at CON).
- Washington held Golden State to six points in the final frame on 7/31, the fewest points the Mystics have allowed in a regulation quarter since 5/8/22, (4 points in the 2nd quarter at Minnesota).
- The Mystics are holding opponents to 41.9% shooting in the fourth quarter (fifth best overall) and 25.4% from three-point territory, the best in the WNBA.
- Opponents are also averaging 4.3 assists in the final frame (fifth fewest) and totaling 7.3 rebounds per game, the fewest by an opponent.
- Sonia Citron has totaled 196 points in the fourth quarter, second most in the WNBA.
- Citron has scored recorded 10+ points in the final frame in four of the last eight games.

THE DEFENSIVE END

- The Mystics are holding opponents to 31.9% from three-point territory, the second best in the league.
- Opponents are averaging the second fewest rebounds per game (31.9) and sixth fewest assists (19.6).
- The Mystics are holding opponents to 8.4 fast break points per game, the fewest in the WNBA. Washington opponents are only scoring 34.9 points in the paint, the 5th fewest in the WNBA. The Mystics are also 1st in opp. second chance points (9.3).
- The Mystics have held an opponent to 25 or fewer points in the paint nine times this season (last: 8/13 vs. GSW).

2025 1st HALF; OPP FG% 2025 1st HALF; OPP 3P%

TEAM	OPP. FG%	TEAM	OPP. FG%
GSV	40.1%	MIN	30.0%
NYL	41.2%	WAS	30.2%
MIN	41.2%	IND	30.6%
PHX	42.2%	NYL	32.0%
WAS	42.3%	SEA	32.4%

- On 8/17 vs. LA, Washington held Los Angeles to just 15 rebounds - the fewest by any Washington opponent this season.

CLUTCH GAMES

- Washington has appeared in 21 clutch games this season, tied for the second most by a team. The Mystics have appeared in seven post-All-Star.
- The Mystics have posted an 11-10 record in those games, and rank second in free-throw attempts (3.4), fifth in rebounds (3.4), and first in steals (0.9).
- In the clutch, Washington is holding opponents to 36.6% shooting (third best) and forcing 1.7 turnovers (the best in the league).
- Rookie Sonia Citron has totaled 42 points during clutch minutes - the seventh most in the WNBA, and the most by a rookie.

2025 TEAM; CLUTCH GAMES

TEAM	GAMES
SEA	24
WAS	21
GSV	21
ATL	21

2025 PLAYER; TOTAL CLUTCH PTS

PLAYER	FGM	FGA	PTS
B. Sykes	19	45	61
K. Plum	18	43	59
N. Ogwumike	19	37	52
J. Young	13	26	50
A. Gray	13	28	44
S. Diggins	16	45	43
S. Citron	11	25	42







## POINTS OFF TURNOVERS

- The Mystics are averaging 16.1 points off turnovers, the fifth most in the WNBA
- Washington has recored 18+ points off turnovers in 13 games (last: at DAL; 8/10), posting a 9-4 record.
- On 6/17 at CHI, the Mystics forced Chicago into 25 turnovers – the most by a Mystics opponent since Los Angeles committed 28 on May 21, 2024. Washington converted those into 40 points, a franchise record for points off turnovers. It was also the fourth most recorded in a WNBA game.

### MOST POINTS SCORED OFF TURNOVERS

POINTS	TEAM	OPP	DATE
45	IND	DET	8/15/2009
44	CON	NYL	5/17/2022
42	CON	ATL	6/11/2023
<b>40</b>	<b>WAS</b>	<b>CHI</b>	<b>6/17/2025</b>

### MYSTICS; 20+ PTS OFF TO GAMES

SEASON	GAMES	RECORD
2025	10	7-3
2024	9	4-5
2023	16	8-8
2022	10	8-2
2021	4	3-1

## COMPLETING THE COMEBACK

- On 8/15 at IND, the Mystics erased a 13-point deficit in the comeback win.
- Washington has won nine games this season in which they trailed by 10+ at any point.
- The Mystics' nine games this season are the most in a single season in franchise history.
- Washington has won six games this season after trailing at the start of the fourth quarter – a league best.

### MYSTICS; TOP 10+ PT COMEBACKS

SEASON	COMEBACK WINS
2025	9
2007	6
2010	5
2022	5

### WNBA ; TOP 10+ PT COMEBACKS

TEAM	SEASON	COMEBACK WINS
<b>WAS</b>	<b>2025</b>	<b>9</b>
MIN	2025	9
SEA	2010	9
DAL	2017	8

## JADE'S AUGUST

- On 8/19 vs. CON, Jade Melbourne tallied 11 points, four assists, and three rebounds in her 100th career game.
- Melbourne has now scored in double-figures in three of her last six games.
- In the month of August, she is averaging 6.3 points, 1.9 rebounds, 3.2 assists on 45.8% shooting from the field, marking her highest scoring average in month since May.
- She has tallied 3+ assists in seven of her last nine games.

## SECOND HALF HEROICS

- Over the last seven games, Washington is averaging 44.6 second half points, tied for the second most in the WNBA.
- On the season, the Mystics are averaging 41.4 points in the second half, a +4.4 point differential in the second half (37.0 points in the 1st half).
- Rookie Sonia Citron is averaging 13.0 points in the second half over the last seven games, the third most by a player in the WNBA.
- Citron is averaging 9.4 points in the second half – the most by a rookie in the league and the 6th most by a player.

## REBOUNDING THE BALL

- The Mystics are averaging 33.5 rebounds per game. Washington's 33.5 rebounds per game are the most the team has averaged in a season since 2022 (34.9 rpg).
- On 7/26 vs. SEA, the Mystics recorded a season-high 44 rebounds, the most by Washington in a game since May 31st, 2022, at Indiana.
- For the first time in franchise history, three Mystics players – Shakira Austin (11), Kiki Iriafen (11), and Sonia Citron (10) recorded 10+ rebounds in a single game (7/26 vs. SEA). It is just the 20th occurrence of this feat in WNBA history (last: New York, July 21, 2023, at Washington).

### MYSTICS; RPG AVERAGE

SEASON	RPG AVG.	RANK
2025	33.5	10th
2024	31.9	12th
2023	32.3	10th
2022	34.9	5th
2021	33.3	11th
2020	31.5	11th

### LAST 5 TEAMS WITH 3 PLAYERS W/ 10+ REB IN A SINGLE GAME

SEASON	TEAM	#PLAYERS	PLAYERS
2025	WAS	3	S. Austin, K. Iriafen, S. Citron
2023	NYL	3	S. Ionescu, J. Jones, B. Stewart
2022	MIN	3	S. Fowles, A. Powers, J. Shepard
2021	PHX	3	B. Griner, D. Taurasi, B. Turner
2020	ATL	3	B. Laney-Hamilton, C. Williams, E. Williams

## FRANCHISE ROOKIE RECORD, CHECK

- On 8/8 at MIN, Mystics rookie Kiki Iriafen became the all-time franchise leader for rebounds in a rookie season.
- On 8/21, she recorded her seventh-straight game with 10+ boards, the longest streak by a rookie in Mystics history, and tied for the second-longest by a rookie in WNBA history.

### MYSTICS ROOKIE ALL-TIME TOTAL REBOUNDS LEADERS

SEASON	PLAYER	REB TOTAL
<b>2025</b>	<b>Kiki Iriafen</b>	<b>326</b>
1999	Chamique Holdsclaw	246
2022	Shakira Austin	232
1998	Murriel Page	208
2024	Aaliyah Edwards	191

### MYSTICS ROOKIE ALL-TIME RPG LEADERS

SEASON	PLAYER	RPG
<b>2025</b>	<b>Kiki Iriafen</b>	<b>8.8</b>
1999	Chamique Holdsclaw	7.9
1998	Murriel Page	6.9
2022	Shakira Austin	6.4
2024	Aaliyah Edwards	5.6

### SINGLE SEASON; MYSTICS TOTAL REBOUND LEADERS

SEASON	PLAYER	REB TOTAL
2010	Crystal Langhorne	330
2017	Krystal Thomas	328
<b>2025</b>	<b>Kiki Iriafen</b>	<b>326</b>
2003	Chamique Holdsclaw	294
2009	Crystal Langhorne	268



## NEW ACQUISITIONS

- On Aug. 5, 2025, the Mystics acquired the Seattle Storm's first-round pick in the 2026 WNBA Draft along with forward Alysha Clark and guard Zia Cooke in exchange for guard Brittney Sykes. In order to complete the trade, the Mystics waived forward Sika Koné...In a subsequent move, Washington waived guard Zia Cooke.
- Clark returns to Washington after signing with the Mystics in 2021 (she did not make her debut till 2022 due to a foot injury).
- On Aug. 7, 2025, Washington acquired guard Jacy Sheldon and a 2026 first-round pick swap (Minnesota's own with New York's own) in exchange for forward Aaliyah Edwards.
- Sheldon appeared in 28 games (17 starts) for the Sun this season, averaging 7.5 points (47.0 FG%, 41.2 3PT%), 2.0 assists, 1.9 rebounds, and 1.0 steals in 24.1 minutes per game.
- Sheldon made her Mystics debut on 8/10 at Dallas, scoring eight points grabbing two rebounds. She also went 4-5 from the free-throw line.

## QUICK BITS

- The Mystics shot 59.3% from the field on 8/17 vs. LA , the fifth-highest shooting percentage in franchise history.
- In the month of August, Washington is shooting 47.5% from the field (3rd in the WNBA).
- The Mystics are averaging 21.0 assists over their last seven games (tied for the fifth most in the WNBA).
- Sonia Citron is the only player in the WNBA posting averages of at least 15.0 points, 3.0 rebounds, 2.0 assists, while shooting 45.0% from the field and 38.0% from three-point range.
- Emily Engstler has recorded a steal in nine consecutive games, the second-longest streak by reserve in team history. She is one game shy of tying Rita Williams' franchise record of 10 straight games with a steal. (June 28-July 19, 1998).
- Sonia Citron has made a three-pointer in 12 consecutive games, surpassing Julie Vanloo (June 7-July 4, 2024) and Li Meng (June 13-July 28, 2023) for the longest streak in Mystics rookie history.
- Citron ranks 7th in three-point percentage (42.7%), and has made multiple three-pointers in 19 games, the most by a rookie this season.



#8 Georgia Amoore

Guard • 5-7 • 3/4/01 • Kentucky/Australia

Rookie

SEASON	GP	GS	PPG	RPG	APG	SPG	BPG	MPG	FG%	3FG%	FT%		2025-26 HIGHS	CAREER HIGHS	
** No Games Played 2025-26 Regular Season **												PTS	--	--	
	POINTS				REB	AST	BLK	STL				FGM	--	--	
	10+	20+	30+	10+	10+	3+	3+		DBL-DBL	TPL-DBL		FGA	--	--	
Career	--	--	--	--	--	--	--	--	--	--	--	3FGM	--	--	
												3FGA	--	--	
RECENT GAMES												FTM	--	--	
OPPONENT	W/L	MIN	FG-A	3P-A	FT-A	OR	DR	TR	A	PF	ST	TO	BS	PTS	
8/23 vs. LVA	L													FTA	--
													--	--	
8/21 at CON	L													OREB	--
													--	--	
8/19 vs. CON	L													DREB	--
													--	--	
8/17 vs. LAS	W													TREB	--
													--	--	
8/15 at IND	W													ASTS	--
													--	--	
2024 SEASON HIGHLIGHTS:												STLS	--	--	
• 2024-25 Jersey Mike's Naismith Trophy Women's College Player of the Year Semifinalist												BLKS	--	--	
• 2024-25 All SEC First Team (coaches), 2024-25 All SEC First Team (USA Today), 2024-25 Second Team All-American, 2023-24 Third Team All-American, Two-Time Finalist for												MINS	--	--	

2024 SEASON HIGHLIGHTS:

- 2024-25 Jersey Mike's Naismith Trophy Women's College Player of the Year Semifinalist
- 2024-25 All SEC First Team (coaches), 2024-25 All SEC First Team (USA Today), 2024-25 Second Team All- American, 2023-24 Third Team All-American, Two-Time Finalist for Lieberman Award
- Third player in Division I women's history with 2,300+ career points and 800+ assists. The first part of her college stint was spent at Virginia Tech, where she helped her team reach the 2023 Final Four
- 2023 ACC Women's Basketball Tournament MVP
- Ranks first in career assists (656) at Virginia Tech
- Became the first Virginia Tech Women's Basketball athlete to record a triple-double with a 24-point, 10-rebound, 11-assist effort vs. Nebraska on Dec. 1, 2022





#0 Shakira Austin

Center • 6-5 • 25/7/00 • Mississippi/USA

3 Years Pro

SEASON	GP	GS	PPG	RPG	APG	SPG	BPG	MPG	FG%	3FG%	FT%			
2025-26	31	23	12.5	6.5	1.8	1.23	1.03	22.9	.470	.000	.655	PTS	28 at ATL 6/20/25	28 at ATL 6/20/25
	POINTS				REB	AST	BLK	STL						
	10+		20+	30+	10+	10+	3+	3+	DBL-DBL	TPL-DBL				
Career	54		6	--	17	--	3	12	13		--			
RECENT GAMES														
OPPONENT	W/L	MIN	FG-A	3P-A	FT-A	OR	DR	TR	A	PF	ST	TO	BS	PTS
8/23 vs. LVA	L	24:01	5-10	0-0	8-12	1	3	4	3	4	0	0	1	18
8/21 at CON	L	19:56	3-9	0-0	0-0	0	5	5	0	1	1	2	1	6
8/19 vs. CON	L	21:16	6-14	0-1	0-0	0	7	7	0	0	1	1	0	12
8/17 vs. LAS	W	18:04	6-7	0-0	2-4	0	6	6	3	0	1	2	1	14
8/15 at IND	W	DND - Injury												

### 2025 SEASON HIGHLIGHTS:

- Made season debut on 5/18 at CON
- Posted 13 points and three rebounds off the bench on 5/28 vs. IND
- Contributed 10 points, three rebounds, and two blocks on 6/3 at IND
- Recorded a season-high 11 rebounds off the bench on 6/5 vs. NYL and added a career-high four assists. It was her 14th career performance with 10+ rebounds. Her 11 boards are the most by a reserve in the WNBA this season
- Led the bench scoring with a season-high 11 points and five rebounds on 6/8 vs. SEA

	2025-26 HIGHS		CAREER HIGHS	
FGM	13 at ATL 6/20/25		13 at ATL 6/20/25	
FGA	18 2 times (vs. PHO, 7/27/25)		18 2 times (vs. PHO, 7/27/25)	
3FGM	--		1 vs. NYL 5/14/24	
3FGA	2 2 times (@ ATL, 8/3/25)		2 2 times (@ ATL, 8/3/25)	
FTM	8 vs. LVA 8/23/25		10 vs. SEA 8/20/24	
FTA	13 vs. CHI 7/8/25		15 vs. SEA 8/20/24	
OREB	4 5 times (vs. PHO, 7/27/25)		4 11 times (vs. PHO, 7/27/25)	
DREB	9 2 times (vs. SEA, 7/26/25)		10 2 times (@ CHI, 5/26/23)	
TREB	13 at LVA 6/26/25		13 2 times (@ LVA, 6/26/25)	
ASTS	5 at SEA 7/13/25		5 at SEA 7/13/25	
STLS	5 at CHI 8/5/25		5 at CHI 8/5/25	
BLKS	4 at CHI 6/17/25		5 vs. NYL 5/14/24	
MINS	32 at ATL 6/20/25		35 at MIN 5/8/22	

2025 SEASON HIGHLIGHTS:

- Made season debut on 5/18 at CON
- Posted 13 points and three rebounds off the bench on 5/28 vs. IND
- Contributed 10 points, three rebounds, and two blocks on 6/3 at IND
- Recorded a season-high 11 rebounds off the bench on 6/5 vs. NYL and added a career-high four assists. It was her 14th career performance with 10+ rebounds. Her 11 boards are the most by a reserve in the WNBA this season
- Led the bench scoring with a season-high 14 points and five rebounds on 6/8 vs. CON...Marked her first 10 point, 5 rebound game of the season
- Made first of the season of 6/17 at CHI
- Has totaled 5+ points, 5+ rebounds in 24 games
- On 6/20 at ATL, recorded a career-high 28 points and added 10 rebounds for her first double-double of the season
- Is the youngest player in WNBA history (24 y, 330d) to record at least 28 points, 10 rebounds, 2 steals, and 2 blocks while shooting 75.0% or better in a game
- Scored 20+ points in consecutive games for the first time in her career (6/20-6/22).
- Was named Eastern Conference Player of the Week for games played from June 16-22, the first time she has earned this honor in her career
- Totaled three double-doubles on the season
- On 7/8 vs. CHI, hit the game-winning free throws with 2.1 seconds remaining, finishing with 15 points, eight rebounds, four assists, two steals, and two blocks
- Scored in double figures in eight consecutive games (6/22-7/10)
- Posted 15+ points and 5+ rebounds in eight games (last: 7/27 vs. PHX)
- Has totaled three 20+ games this season
- Recorded multiple blocks in 10 games this season (most in a single season in her career)
- Totaled 10 multi-steal game this season
- Passed the 1,000<sup>th</sup> career point mark on a layup with 8:37 remaining in the second quarter
- On 8/23, moved into 15th place on the Mystics all-time rebounding list



#22 Sonia Citron

Guard • 6-1 • 22/10/03 • Notre Dame/USA

Rookie

SEASON	GP	GS	PPG	RPG	APG	SPG	BPG	MPG	FG%	3FG%	FT%			
2025-26	37	37	15.3	4.1	2.5	1.14	0.35	32.3	.470	.427	.881			
	POINTS				REB	AST	BLK	STL						
	10+	20+	30+	10+	10+	3+	3+	DBL-DBL	TPL-DBL					
Career	32	7	--	3	--	--	3	3			--			
RECENT GAMES														
OPPONENT	W/L	MIN	FG-A	3P-A	FT-A	OR	DR	TR	A	PF	ST	TO	BS	PTS
8/23 vs. LVA	L	28:09	4-7	4-5	1-1	0	1	1	3	3	1	1	0	13
8/21 at CON	L	30:45	5-9	1-2	4-4	0	1	1	1	1	1	4	1	15
8/19 vs. CON	L	34:02	7-17	3-7	2-2	1	2	3	3	0	0	2	0	19
8/17 vs. LAS	W	26:53	9-16	5-6	1-1	1	0	1	3	3	0	0	0	24
8/15 at IND	W	30:31	6-13	3-5	6-6	1	1	2	3	2	0	2	0	21

### 2025 SEASON HIGHLIGHTS:

- In her rookie debut, finished with 19 points (6-7 FG), two rebounds and two assists (5/16)
- She joins Alana Beard and Shakira Austin as the only Mystics rookies to score at least 17 points on .850+ shooting
- Is the first Mystics rookie since Shakira Austin (8/2/22–8/7/22) to score 15+ points in consecutive games (5/16–5/18)
- Scored 10+ points in 14 consecutive games (5/16, 6/22, 7/26, 8/23)

	2025-26 HIGHS	CAREER HIGHS
PTS	28 vs. CHI 7/29/25	28 vs. CHI 7/29/25
FGM	10 vs. CHI 7/29/25	10 vs. CHI 7/29/25
FGA	17 vs. CON 8/19/25	17 vs. CON 8/19/25
3FGM	5 2 times (vs. LAS, 8/17/25)	5 2 times (vs. LAS, 8/17/25)
3FGA	8 at DAL 6/28/25	8 at DAL 6/28/25
FTM	7 3 times (@ ATL, 8/3/25)	7 3 times (@ ATL, 8/3/25)
FTA	8 2 times (@ ATL, 8/3/25)	8 2 times (@ ATL, 8/3/25)
OREB	5 at DAL 6/28/25	5 at DAL 6/28/25
DREB	9 vs. DAL 6/22/25	9 vs. DAL 6/22/25
TREB	11 vs. DAL 6/22/25	11 vs. DAL 6/22/25
ASTS	6 3 times (@ DAL, 8/10/25)	6 3 times (@ DAL, 8/10/25)
STLS	4 at CHI 8/5/25	4 at CHI 8/5/25
BLKS	2 vs. SEA 7/26/25	2 vs. SEA 7/26/25
MINS	41 vs. DAL 6/22/25	41 vs. DAL 6/22/25

2025 SEASON HIGHLIGHTS:

- In her rookie debut, finished with 19 points (6-7 FG), two rebounds and two assists (5/16)
- She joins Alana Beard and Shakira Austin as the only Mystics rookies to score at least 17 points on .850+ shooting
- Is the first Mystics rookie since Shakira Austin (8/2/22–8/7/22) to score 15+ points in consecutive games (5/16–5/18)
- Scored 10+ points in 14 consecutive games (5/16–6/22) (7/26–8/23)
- Was the first rookie in the 2025 draft class to reach 100 points
- Posted 11 career game with 10+ point, 5+ rebounds
- Shot 50.0% or better in three straight games (6/3–6/8), and 17 times overall
- Has made multiple three-pointers in 19 games
- Recorded first career double-double posting a career-high 27 points to go along with a career-high 11 rebounds on 6/22 vs. DAL
- She became the first rookie in franchise history to post a 25+ point, 10+ rebound game
- Has recorded three double-doubles on the season
- Became just the second rookie in Mystics history with multiple 20+ point, 10+ rebound games in a season, joining Chamique Holdsclaw (1999).
- Scored 20+ points in three of her last four outings (6/22–6/28, becoming the first Mystic to do so since Alana Beard in September 2004
- Was named an WNBA All-Star reserve on July 6, 2025
- Has recorded 12 games multiple steals
- The second fastest Mystics rookie to reach 300+ points, 100+ rebounds, 45+ assits (22 games)
- Became just the fourth Mystics rookie to score 10+ points in 20 or more games, joining Alana Beard (2004), Nikki McCray (1998), and Chamique Holdsclaw (1999).
- Totaled seven 20+ point outings on the season
- Became the fourth rookie in Mystics history to record multiple 25+ point games in a season, joining Ariel Atkins, Alana Beard & Nikki McCray.
- On 7/29 vs. CHI, went 5-6 from three-point territory, becoming the sixth rookie in Mystics history to make 5+ three-pointers in a game
- Moved past Alana Beard (446) for the third-most points by a Mystics rookie on 8/10 at DAL
- Became the sixth Mystics rookie in franchise history to have a steal in 10+ consecutive games (Rita Williams, 16; 1998, Temeka Johnson, 13; 2005, Ariel Atkins, 11; 2018, Alana Beard, 11; 2004, Natasha Cloud, 10; 2015)
- Became the third rookie in Mystic history to record 15+ points in 15 or more games in a season
- On 8/17, moved into second place for points scored by a Mystics rookie in their debut season with 518 points, surpassing Nikki McCray (512 points, 1998)
- She became the third rookie in Mystics history to score 500+ points in a season and the 11<sup>th</sup> overall Mystics player to do so
- Became the second rookie in franchise history with multiple games of 5+ three-pointers made (Julie Vanloo, 2024)
- On 8/19, passed Chamique Holdsclaw (526 points, 1999) for the most points by a rookie in Mystics history
- Became the third rookie in Mystics history to make a three-pointer in 10 consecutive games, joining Julie Vanloo (June 7–July 4, 2024) and Li Meng (June 13–July 28, 2023)
- Made a three-pointer in 12 consecutive games, surpassing Julie Vanloo (June 7–July 4, 2024) and Li Meng (June 13–July 28, 2023) for the longest streak in Mystics rookie history





#32 Alysha Clark

Forward • 5-11 • 7/7/87 • Middle Tennessee State University/USA

12 Years Pro

SEASON	GP	GS	PPG	RPG	APG	SPG	BPG	MPG	FG%	3FG%	FT%
2025-26	35	8	3.9	2.7	1.1	0.66	0.09	18.8	.386	.301	.773
	POINTS				REB	AST	BLK	STL			
	10+	20+	30+	10+	10+	3+	3+	DBL-DBL	TPL-DBL		
Career	104	6	--	2	--	3	19	--	--		

RECENT GAMES														
OPPONENT	W/L	MIN	FG-A	3P-A	FT-A	OR	DR	TR	A	PF	ST	TO	BS	PTS
8/23 vs. LVA	L	26:28	3-6	0-2	0-0	0	5	5	0	1	1	0	0	6
8/21 at CON	L	25:06	0-4	0-4	0-0	0	3	3	1	2	0	0	0	0
8/19 vs. CON	L	17:32	1-2	0-0	2-4	0	3	3	0	2	1	0	0	4
8/17 vs. LAS	W	22:30	3-4	1-2	0-0	2	5	7	6	2	1	1	1	7
8/15 at IND	W	22:08	4-9	3-5	0-0	0	4	4	0	0	0	0	0	11

- 2025 SEASON HIGHLIGHTS:**
- Was aquired by Washington on Aug. 5 2025, in exchange for Brittney Sykes. In addition, the Mystics acquired a 2026 first round pick and Zia Cooke (who was subsequently waived)
  - Recorded a steal in her first six games, her third-longest such streak to begin a season
  - 1,000th career field goal on 6/22...300th career steal on 6/24...Played her 400th career game on 7/9 at Connecticut
  - Season-high 14 points and tied career high with four made threes on 6/17
  - She contributed three points, two rebounds, and two assists in her post-trade Mystics debut on 8/8
  - On 8/15 at IND, led the bench in scoring with 11 points, including three three-pointers...Her performance marked her third double-digit scoring effort of the season, and her first since returning to the Mystics
  - Notched her eighth career game with 5+ rebounds and 5+ assists, and her first this season on 8/17

	2025-26 HIGHS	CAREER HIGHS
PTS	14 at LAS 6/17/25	23 vs. NYL 6/5/16
FGM	5 at LAS 6/17/25	9 2 times (@ WAS, 9/1/17)
FGA	9 at IND 8/15/25	14 at LVA 7/23/19
3FGM	4 at LAS 6/17/25	4 7 times (@ LAS, 6/17/25)
3FGA	5 3 times (@ IND, 8/15/25)	7 5 times (vs. MIN, 5/28/23)
FTM	2 8 times (vs. CON, 8/19/25)	8 at LAS 6/7/18
FTA	4 vs. CON 8/19/25	8 3 times (@ LAS, 6/7/18)
OREB	2 3 times (vs. LAS, 8/17/25)	6 vs. ATL 6/10/18
DREB	5 2 times (vs. LVA, 8/23/25)	9 at CON 8/8/17
TREB	7 vs. LAS 8/17/25	10 2 times (vs. LAS, 6/21/19)
ASTS	6 vs. LAS 8/17/25	7 at ATL 9/4/16
STLS	2 3 times (@ NYL, 7/6/25)	5 at LAS 6/7/18
BLKS	1 3 times (vs. LAS, 8/17/25)	4 2 times (@ CHI, 6/9/19)
MINS	36 at DAL 5/19/25	41 at LVA 6/25/22




#31 Stefanie Dolson

Center • 6-5 • 8/1/92 • Connecticut/USA

11 Years Pro

SEASON	GP	GS	PPG	RPG	APG	SPG	BPG	MPG	FG%	3FG%	FT%								
2025-26	36	14	3.8	2.3	1.3	0.28	0.28	15.2	.418	.333	.750	PTS	14	at DAL 8/10/25	29	vs. PHO 7/28/17			
	POINTS				REB	AST	BLK	STL											
	10+		20+	30+	10+	10+	3+	3+	DBL-DBL		TPL-DBL								
Career	140		19	--	17	--	28	2	14		--								
RECENT GAMES																			
OPPONENT	W/L	MIN	FG-A	3P-A	FT-A	OR	DR	TR	A	PF	ST	TO	BS	PTS					
8/23 vs. LVA	L	9:58	0-4	0-1	1-2	1	2	3	0	1	1	0	0	1					
8/21 at CON	L	16:48	3-4	1-1	0-0	1	1	2	1	3	0	0	0	7					
8/19 vs. CON	L	DND - Injury																	
8/17 vs. LAS	W	13:23	1-2	1-2	0-0	0	1	1	0	1	0	0	0	3					
8/15 at IND	W	15:12	3-4	1-2	2-2	0	0	0	2	3	0	1	0	9					
2025 SEASON HIGHLIGHTS:																			
<ul style="list-style-type: none"><li>Recorded a game-high eight assists, along with eight points and six rebounds on 5/23 at LVA...Her eight assists are tied for the second most in a game in her career</li><li>Reached 3,000 career points on 6/5 vs. NYL</li><li>On 7/13 at Seattle, made her 100th three-pointer as a Mystics</li><li>Grabbed a season-high seven rebounds on 7/13 at SEA</li><li>On 7/22 vs. Los Angeles, paced the Mystics bench with a season-high-tying eight points including two made three-pointers</li><li>Added eight points and four rebounds in just 11 minutes of play on 8/8, hitting two threes in the first quarter, marking her fourth game this season with multiple made threes</li><li>Posted her first double-digit scoring effort of the season with 14 points on 8/10 at DAL (went 4-5 from the field, 2-2 from deep, and 4-4 from the free throw line)</li><li>Recorded her 300th career block on 8/10 at DAL</li><li>Made at least one-three pointer in six-straight games (8/10-8/21), her longest streak this year and the third-longest of her career (8, 2024).</li></ul>																			
		2025-26 HIGHS										CAREER HIGHS							
PTS	14										at DAL 8/10/25					29		vs. PHO 7/28/17	
FGM	4										2 times (@ DAL, 8/10/25)					13		vs. PHO 7/28/17	
FGA	7										at LVA 5/23/25					21		vs. PHO 7/28/17	
3FGM	2										5 times (@ DAL, 8/10/25)					6		2 times (vs. MIN, 8/17/24)	
3FGA	4										2 times (@ MIN, 7/3/25)					7		5 times (vs. CON, 6/27/24)	
FTM	4										at DAL 8/10/25					10		at DAL 7/16/17	
FTA	4										at DAL 8/10/25					12		at DAL 7/16/17	
OREB	2										3 times (@ MIN, 8/8/25)					7		vs. WAS 5/24/17	
DREB	6										at SEA 7/13/25					12		vs. NYL 7/9/15	
TREB	7										at SEA 7/13/25					13		vs. NYL 7/9/15	
ASTS	8										at LVA 5/23/25					9		vs. DAL 8/30/17	
STLS	110										times (vs. LVA, 8/23/25)					3		2 times (@ LAS, 8/11/19)	
BLKS	2										2 times (@ LVA, 5/23/25)					5		2 times (vs. ATL, 7/17/19)	
MINS	29										at LVA 5/23/25					44		vs. LAS 8/18/17	



#21 Emily Engstler

Forward • 6-1 • 1/5/00 • Louisville/USA

3 Years Pro

SEASON	GP	GS	PPG	RPG	APG	SPG	BPG	MPG	FG%	3FG%	FT%
2025-26	33	0	3.8	3.3	1.4	0.79	0.76	12.9	.405	.291	.656
	POINTS				REB	AST	BLK	STL			
	10+	20+	30+	10+	10+	3+	3+	DBL-DBL	TPL-DBL		
Career	14	1	--	3	--	7	5	2	--		

RECENT GAMES														
OPPONENT	W/L	MIN	FG-A	3P-A	FT-A	OR	DR	TR	A	PF	ST	TO	BS	PTS
8/23 vs. LVA	L	17:45	3-8	0-3	2-2	0	3	3	2	0	1	1	0	8
8/21 at CON	L	13:32	1-3	1-2	2-4	0	1	1	0	3	1	1	2	5
8/19 vs. CON	L	15:45	0-2	0-2	2-2	1	2	3	2	2	3	0	1	2
8/17 vs. LAS	W	13:26	1-3	1-2	1-2	0	3	3	1	0	2	0	1	4
8/15 at IND	W	26:06	3-9	0-3	1-2	1	6	7	4	5	3	1	3	7

2025 SEASON HIGHLIGHTS:

- Recorded nine rebounds off the bench on 6/8 vs. CON
- Grabbed five rebounds on 7/3 at MIN
- Scored a then season-high eight points in her 100th career game (7/27 vs. PHX)
- On 8/10 at DAL, had a season-high 11 points, four rebounds, three assists, two steals, and two blocks
- On 8/13, led the bench with a season-high 13 points and added five rebounds...Her second-straight double-digit scoring performance
- Recorded her 500th career point on 8/13 vs. GSV
- On 8/15 at IND, she logged the sixth game of her career with multiple steals (3) and multiple blocks (3)
- Joined Shakira Austin (Sept. 15 @ LAS) as the second Mystics player this season with three blocks and three steals in a game
- Extended her streak to six straight games off the bench (8/10-8/21) with at least one block and one steal – the longest such streak by a Mystics reserve and the second-longest in WNBA history
- Recorded a steal in nine consecutive games (last:8/23), the second-longest streak by reserve in team history

	2025-26 HIGHS	CAREER HIGHS
PTS	13 vs. GSV 8/13/25	23 vs. DAL 6/22/24
FGM	5 vs. GSV 8/13/25	8 at DAL 9/3/24
FGA	9 2 times (@ IND, 8/15/25)	14 at DAL 9/3/24
3FGM	3 vs. GSV 8/13/25	3 5 times (vs. GSV, 8/13/25)
3FGA	4 vs. GSV 7/31/25	6 at DAL 9/3/24
FTM	5 vs. CHI 7/29/25	6 vs. DAL 6/22/24
FTA	6 vs. CHI 7/29/25	6 2 times (vs. CHI, 7/29/25)
OREB	3 2 times (@ IND, 6/3/25)	7 2 times (vs. LAS, 5/27/22)
DREB	7 vs. CON 6/8/25	7 3 times (vs. CON, 6/8/25)
TREB	9 vs. CON 6/8/25	13 at CHI 5/24/22
ASTS	4 3 times (@ IND, 8/15/25)	5 vs. CON 6/22/23
STLS	3 2 times (vs. CON, 8/19/25)	3 5 times (vs. CON, 8/19/25)
BLKS	3 at IND 8/15/25	4 2 times (vs. NYL, 9/17/24)
MINS	26 at IND 8/15/25	35 at CHI 5/24/22





#44 Kiki Iriafen

Forward • 6-3 • 26/8/03 • Southern California/USA

Rookie

SEASON	GP	GS	PPG	RPG	APG	SPG	BPG	MPG	FG%	3FG%	FT%
2025-26	37	37	13.0	8.8	1.7	0.62	0.19	26.8	.497	.200	.794
	POINTS				REB	AST	BLK	STL			
	10+	20+	30+		10+	10+	3+	3+	DBL-DBL		TPL-DBL
Career	28	5	--		17	--	--	3	14		--
RECENT GAMES											
OPPONENT	W/L	MIN	FG-A	3P-A	FT-A	OR	DR	TR	A	PF	ST
8/23 vs. LVA	L	26:05	7-12	0-0	7-9	6	9	15	3	1	0
8/21 at CON	L	27:13	4-7	0-0	5-6	1	9	10	1	3	0
8/19 vs. CON	L	33:25	3-8	0-0	3-3	2	10	12	4	3	0
8/17 vs. LAS	W	25:33	5-9	0-0	8-9	4	6	10	3	3	1
8/15 at IND	W	30:54	6-8	1-1	5-6	1	11	12	1	5	0

2025 SEASON HIGHLIGHTS:

- Scored the 6th most points by a Mystics rookie in her debut (14)
- Recorded her first career double-double with 17 points and 14 rebounds on 5/18 at CON
- Totaled 31 points and 18 rebounds through her first two career games, becoming the first rookie in Mystics history to start a season with at least 30 points and 15 rebounds
- Became the 7th rookie in WNBA history – and the first since Breanna Steward (2016) – to post 30 points and 30 rebounds across their first three games
- Recorded four consecutive double-doubles (5/18-5/25), the first Mystics rookie to accomplish this feat
- Is only the second rookie to total four double-doubles within their first five career games, following Natalie Williams (Utah Starzz), who did so in her first three-career games in 1999
- Was named Kia WNBA Rookie of the Month for games played in May
- Joined teammate Sonia Citron in scoring 10+ points in 10 consecutive games - the longest streak by teammates in WNBA history.
- Became the 13<sup>th</sup> rookie in WNBA history to post a 20+ point, 8+ rebound game on 80.0% or better shooting (6/3 at IND)
- She was the fastest rookie in Mystics history to total 100+ points and 80+ rebounds (8 games) and the quickest player to do so since Tina Charles in 2010
- Grabbed a season-high five offensive rebounds, the most by a Mystics rookie since Ariel Atkins in 2018 (5 vs Chicago, July 13, 2018)
- Recorded 10+ points, 5+ rebounds in nine consecutive games (ended: 6/15)
- On 6/22, recorded 19 points, seven rebounds, six assists and five steals..She is the first rookie in Mystics history – and the first rookie this season to record 15+ points, 5+ rebounds, 5+ assists, and 5+ steals in a game
- Has totaled 14 double-doubles on the season
- Leads all WNBA rookies with 26 games with 10+ points and 5+ rebounds
- Was named an WNBA All-Star reserve on July 6, 2025
- On 7/8 tied Chamique Holdsclaw for the franchise record for most double-doubles by a rookie (6)
- Reached 50 offensive rebounds for the season on 7/8, becoming the fourth rookie in franchise history to do so before her 20th game – and the first in 26 years (joining Chamique Holdsclaw '99, Alessandra Santos de Oliveira '98, Murriel Page '98)
- On 7/13 at SEA, posted her seventh double-double of the season, surpassing Chamique Holdsclaw for the most double-doubles by a Mystics rookie in their debut season
- Became the youngest Mystic and the fourth youngest player in WNBA history to reach 200 career rebounds (21y, 334d)
- Has totaled a rookie franchise-best 16 games with 10+ rebounds
- She became the 10th rookie in Mystics history to score 300 points in a season, surpassing Julie Vanloo (7/29 vs. CHI)
- Has totaled five games with 20+ points
- On 8/8, passed Chamique Holdsclaw for the single-season franchise record in rebounds by a rookie with 247
- Went a perfect 5-5 from the field on 8/8, her second perfect shooting game of the season (last: 4-4 vs LVA on July 10)
- Has scored 99 points (16.5 PPG) over the last six games (7/29-8/10), her highest total in any six-game span this year
- On 8/13, became the fifth Mystics rookie to reach 400+ points in a season, joining Chamique Holdsclaw, Sonia Citron, Alana Beard, and Nikki McCray
- Made the first three-pointer of her career on 8/15 at IND
- Registered her fourth consecutive double-double (8/10-8/17), tying her own franchise rookie record (May 18-25, 2025)...Joins Angel Reese as the only players to hold at least two four-consecutive double-double streaks as a rookie
- Became the only player in Mystics history with multiple streaks of four or more games with 10+ points and 10+ rebounds
- Is the seventh rookie in WNBA history with 10+ rebounds in five-or-more consecutive games (8/8-8/19)
- On 9/21, tied Chamique Holdsclaw (25) for the most 10+ point, 5+ rebound games by a rookie in franchise history
- Became the second rookie in Mystics history to record 20+ points and 15+ rebounds in a game, joining Chamique Holdsclaw (July 10, 1999 @ DET)

	2025-26 HIGHS	CAREER HIGHS
PTS	23 at DAL 8/10/25	23 at DAL 8/10/25
FGM	9 3 times (@ DAL, 8/10/25)	9 3 times (@ DAL, 8/10/25)
FGA	15 at ATL 8/3/25	15 at ATL 8/3/25
3FGM	1 at IND 8/15/25	1 at IND 8/15/25
3FGA	2 vs. ATL 6/15/25	2 vs. ATL 6/15/25
FTM	8 vs. LAS 8/17/25	8 vs. LAS 8/17/25
FTA	9 3 times (vs. LVA, 8/23/25)	9 3 times (vs. LVA, 8/23/25)
OREB	6 2 times (vs. LVA, 8/23/25)	6 2 times (vs. LVA, 8/23/25)
DREB	11 at IND 8/15/25	11 at IND 8/15/25
TREB	15 vs. LVA 8/23/25	15 vs. LVA 8/23/25
ASTS	6 vs. DAL 6/22/25	6 vs. DAL 6/22/25
STLS	5 vs. DAL 6/22/25	5 vs. DAL 6/22/25
BLKS	1 7 times (@ CON, 8/21/25)	1 7 times (@ CON, 8/21/25)
MINS	37 vs. DAL 6/22/25	37 vs. DAL 6/22/25



## #5 Jade Melbourne

Guard • 5-10 • 18/8/02 • Cranberra Capitals/Australia

## 2 Years Pro

SEASON	GP	GS	PPG	RPG	APG	SPG	BPG	MPG	FG%	3FG%	FT%
2025-26	36	12	6.3	2.0	2.8	0.58	0.19	23.9	.409	.304	.657
	POINTS				REB	AST	BLK	STL	DBL-DBL		
	10+	20+	30+	10+	10+	3+	3+		DBL-DBL		TPL-DBL
Career	15	1	--	--	--	--	3		--		--


## RECENT GAMES

OPPONENT	W/L	MIN	FG-A	3P-A	FT-A	OR	DR	TR	A	PF	ST	TO	BS	PTS
8/23 vs. LVA	L	24:17	1-2	0-0	0-0	0	1	1	6	1	0	2	0	2
8/21 at CON	L	22:17	1-7	0-3	2-2	1	1	2	1	1	1	2	0	4
8/19 vs. CON	L	30:26	5-6	1-1	0-2	2	0	2	4	1	0	4	0	11
8/17 vs. LAS	W	24:11	4-7	1-2	2-2	0	2	2	4	6	1	1	1	11
8/15 at IND	W	28:04	1-2	0-1	5-6	0	3	3	5	2	0	3	2	7

## 2025 SEASON HIGHLIGHTS:

- 5/16 vs. Atlanta marked her second career game with at least 10 points and 5 rebounds
- Scored 15 points off the bench on 5/18, marking the first time in her career she has scored 10+ points in back-to-back games
- First career start on 5/23 vs. LVA...Has started two games this season
- Has scored 10+ points in eight games
- Recorded 3+ assists in 20 games
- Has led the bench in scoring seven times this season.
- Totaled 11 points in the first-half on 7/27 vs. PHX, her most in a half this season and second-most in her career (June 9, 2024 at New York)

	2025-26 HIGHS	CAREER HIGHS
PTS	15 2 times (vs. NYL, 6/5/25)	21 at NYL 6/9/24
FGM	6 vs. NYL 6/5/25	8 at NYL 6/9/24
FGA	11 2 times (@ CHI, 8/5/25)	12 at NYL 6/9/24
3FGM	3 at CON 5/18/25	3 2 times (@ CON, 5/18/25)
3FGA	5 4 times (@ MIN, 7/3/25)	6 at NYL 6/9/24
FTM	5 at IND 8/15/25	5 2 times (@ IND, 8/15/25)
FTA	6 4 times (@ IND, 8/15/25)	6 5 times (@ IND, 8/15/25)
OREB	2 2 times (vs. CON, 8/19/25)	2 4 times (vs. CON, 8/19/25)
DREB	7 at GSV 5/21/25	7 at GSV 5/21/25
TREB	7 at GSV 5/21/25	7 at GSV 5/21/25
ASTS	7 at GSV 5/21/25	7 at GSV 5/21/25
STLS	3 vs. PHO 7/27/25	4 2 times (vs. IND, 9/19/24)
BLKS	2 at IND 8/15/25	2 at IND 8/15/25
MINS	36 vs. MIN 6/24/25	36 vs. MIN 6/24/25



## #33 Lucy Olsen

Guard • 5-10 • 26/5/03 • Iowa/USA

Rookie

SEASON	GP	GS	PPG	RPG	APG	SPG	BPG	MPG	FG%	3FG%	FT%
2025-26	34	0	3.6	1.0	1.2	0.24	0.09	11.8	.412	.302	.800
	POINTS				REB	AST	BLK	STL	DBL-DBL		TPL-DBL
	10+	20+	30+	10+	10+	3+	3+		DBL-DBL		TPL-DBL
Career	2	--	--	--	--	--	--	--	--		--

## RECENT GAMES

OPPONENT	W/L	MIN	FG-A	3P-A	FT-A	OR	DR	TR	A	PF	ST	TO	BS	PTS
8/23 vs. LVA	L	12:53	3-5	0-1	0-0	0	0	0	1	0	1	0	0	6
8/21 at CON	L	13:05	1-3	0-2	0-0	0	2	2	2	0	1	1	0	2
8/19 vs. CON	L	12:23	0-2	0-1	1-1	0	0	0	1	1	0	1	0	1
8/17 vs. LAS	W	17:42	2-5	0-3	0-0	0	1	1	3	2	0	2	0	4
8/15 at IND	W	7:29	1-3	0-0	0-0	0	0	0	0	0	0	0	0	2

## 2025 SEASON HIGHLIGHTS:

- Had a then career-best game on 6/8 vs. CON, recording five points and three assists
- On 6/26 at LVA, recorded a then career-high 14 points off the bench, including three three-pointers, while logging a career-best 37 minutes
- Recorded a career-best and team-high 19 points on 7/3 at MIN...Went 7-10 from the field and dished three assists

	2025-26 HIGHS	CAREER HIGHS
PTS	<b>19</b> at MIN 7/3/25	<b>19</b> at MIN 7/3/25
FGM	<b>7</b> at MIN 7/3/25	<b>7</b> at MIN 7/3/25
FGA	<b>12</b> at LVA 6/26/25	<b>12</b> at LVA 6/26/25
3FGM	<b>3</b> at LVA 6/26/25	<b>3</b> at LVA 6/26/25
3FGA	<b>7</b> at LVA 6/26/25	<b>7</b> at LVA 6/26/25
FTM	<b>4</b> at MIN 7/3/25	<b>4</b> at MIN 7/3/25
FTA	<b>4</b> at MIN 7/3/25	<b>4</b> at MIN 7/3/25
OREB	<b>18</b> times (vs. GSV, 8/13/25)	<b>18</b> times (vs. GSV, 8/13/25)
DREB	<b>4</b> at LVA 5/23/25	<b>4</b> at LVA 5/23/25
TREB	<b>5</b> at LVA 5/23/25	<b>5</b> at LVA 5/23/25
ASTS	<b>3</b> 6 times (vs. LAS, 8/17/25)	<b>3</b> 6 times (vs. LAS, 8/17/25)
STLS	<b>18</b> times (vs. LVA, 8/23/25)	<b>18</b> times (vs. LVA, 8/23/25)
BLKS	<b>13</b> times (@ DAL, 8/10/25)	<b>13</b> times (@ DAL, 8/10/25)
MINs	<b>38</b> at LVA 6/26/25	<b>38</b> at LVA 6/26/25





## #24 Madison Scott

Guard • 6-2 • 27/12/01 • Mississippi/USA

Rookie

SEASON	GP	GS	PPG	RPG	APG	SPG	BPG	MPG	FG%	3FG%	FT%			
2025-26	5	0	1.6	0.2	0.2	0.40	0.00	5.6	.429	.000	1.000			
	POINTS				REB	AST	BLK	STL						
	10+	20+	30+	10+	10+	3+	3+		DBL-DBL	TPL-DBL				
Career	--	--	--	--	--	--	--	--	--	--				
RECENT GAMES														
OPPONENT	W/L	MIN	FG-A	3P-A	FT-A	OR	DR	TR	A	PF	ST	TO	BS	PTS
8/23 vs. LVA	L	3:17	0-1	0-0	2-2	0	0	0	0	1	1	0	0	2
8/21 at CON	L	1:52	0-0	0-0	0-0	0	0	0	0	0	0	0	0	0
8/19 vs. CON	L	6:35	2-3	0-0	0-0	0	0	0	0	3	0	0	0	4
8/17 vs. LAS	W	09:45	1-2	0-1	0-0	1	0	1	0	1	0	1	0	2
8/15 at IND	W	06:30	0-1	0-0	0-0	0	0	0	1	1	1	0	0	0

## 2024 SEASON HIGHLIGHTS:

- Played in all 33 games (32 starts)
- Led the team in scoring, averaging 11.8 points per game...Also paced the program in assists with 3.7 per game and a total of 121 for a personal season high
- The team's third-best rebounder by average, hauled in 5.1 boards per game
- Named to the All-SEC Second Team and the conference's Community Service Team...Winner of the 2025 Gillom Trophy for best women's basketball player in Mississippi...2025 WBCA NCAA DI Coaches' All-America Honorable Mention Honors

## 2025 SEASON HIGHLIGHTS:

- Signed a 7-day contract with the Mystics on Aug. 14
- Made her Mystics debut on 8/15 at IND, seeing seven minutes of action

	2025-26 HIGHS	CAREER HIGHS
PTS	<b>4</b> vs. CON 8/19/25	<b>4</b> vs. CON 8/19/25
FGM	<b>2</b> vs. CON 8/19/25	<b>2</b> vs. CON 8/19/25
FGA	<b>3</b> vs. CON 8/19/25	<b>3</b> vs. CON 8/19/25
3FGM	--	--
3FGA	<b>1</b> vs. LAS 8/17/25	<b>1</b> vs. LAS 8/17/25
FTM	<b>2</b> vs. LVA 8/23/25	<b>2</b> vs. LVA 8/23/25
FTA	<b>2</b> vs. LVA 8/23/25	<b>2</b> vs. LVA 8/23/25
OREB	<b>1</b> vs. LAS 8/17/25	<b>1</b> vs. LAS 8/17/25
DREB	--	--
TREB	<b>1</b> vs. LAS 8/17/25	<b>1</b> vs. LAS 8/17/25
ASTS	<b>1</b> at IND 8/15/25	<b>1</b> at IND 8/15/25
STLS	<b>12</b> times (vs. LVA, 8/23/25)	<b>12</b> times (vs. LVA, 8/23/25)
BLKS	--	--
MINs	<b>10</b> vs. LAS 8/17/25	<b>10</b> vs. LAS 8/17/25



#### #4 Jacy Sheldon

Guard • 5-10 • 23/8/00 • Ohio State/USA

1 Year Pro

SEASON	GP	GS	PPG	RPG	APG	SPG	BPG	MPG	FG%	3FG%	FT%			
2025-26	30	17	7.5	1.9	1.9	0.90	0.20	23.6	.466	.396	.880			
	POINTS				REB	AST	BLK	STL						
	10+		20+	30+	10+	10+	3+	3+	DBL-DBL		TPL-DBL			
Career	18		--	--	--	--	--	6	--		--			
RECENT GAMES														
OPPONENT	W/L	MIN	FG-A	3P-A	FT-A	OR	DR	TR	A	PF	ST	TO	BS	PTS
8/23 vs. LVA	L							DND - Injury						
8/21 at CON	L							DND - Injury						
8/19 vs. CON	L							DND - Injury						
8/17 vs. LAS	W							DND - Injury						
8/15 at IND	W							DND - Injury						

## 2025 SEASON HIGHLIGHTS:

- Was acquired by Washington from the Connecticut Sun on Aug.7 2025, in exchange for Aaliyah Edwards and a 2026 first-round pick swap (Minnesota's own with New York's own).
- Led the Sun in 3PM nine times during the 2025 season
- Made multiple three-pointers in 12 games
- Scored 7+ points in 16 games and 10+ points in 12 games
- Recorded a season-high 16 points on July 9
- In her Mystics debut on 8/10, scored eight points grabbing two rebounds

	2025-26 HIGHS	CAREER HIGHS
PTS	<b>16</b> vs. SEA 7/9/25	<b>17</b> vs. ATL 7/5/24
FGM	<b>6</b> at WAS 6/8/25	<b>6</b> 3 times (@ WAS, 6/8/25)
FGA	<b>11</b> vs. PHO 6/18/25	<b>12</b> vs. ATL 7/5/24
3FGM	<b>4</b> vs. SEA 7/9/25	<b>5</b> vs. ATL 7/5/24
3FGA	<b>6</b> 3 times (vs. SEA, 7/9/25)	<b>8</b> vs. ATL 7/5/24
FTM	<b>4</b> at DAL 8/10/25	<b>4</b> 3 times (@ DAL, 8/10/25)
FTA	<b>5</b> at DAL 8/10/25	<b>5</b> at DAL 8/10/25
OREB	<b>3</b> 2 times (vs. CHI, 6/15/25)	<b>3</b> 5 times (vs. CHI, 6/15/25)
DREB	<b>4</b> vs. LVA 7/6/25	<b>5</b> 5 times (vs. LVA, 7/6/25)
TREB	<b>5</b> vs. LVA 7/6/25	<b>6</b> at WAS 6/23/24
ASTS	<b>7</b> vs. DAL 5/27/25	<b>8</b> vs. LAS 8/25/24
STLS	<b>4</b> vs. DAL 5/27/25	<b>4</b> vs. DAL 5/27/25
BLKS	<b>1</b> 6 times (vs. NYL, 8/1/25)	<b>2</b> 2 times (vs. WAS, 9/3/24)
MINs	<b>33</b> vs. DAL 5/27/25	<b>37</b> at NYL 8/22/24



#1 Sug Sutton

Guard • 5-8 • 17/12/98 • Texas-Austin/USA

3 Years Pro

SEASON	GP	GS	PPG	RPG	APG	SPG	BPG	MPG	FG%	3FG%	FT%
2025-26	36	36	7.5	1.7	3.7	0.86	0.08	26.0	.439	.347	.767
	POINTS				REB	AST	BLK	STL			
	10+	20+	30+		10+	10+	3+	3+	DBL-DBL	TPL-DBL	
Career	29	2	--		1	2	--	4	1	1	

RECENT GAMES														
OPPONENT	W/L	MIN	FG-A	3P-A	FT-A	OR	DR	TR	A	PF	ST	TO	BS	PTS
8/23 vs. LVA	L	27:07	2-10	0-2	0-0	0	2	2	3	1	0	3	0	4
8/21 at CON	L	29:26	1-5	0-2	2-2	0	1	1	6	1	0	3	0	4
8/19 vs. CON	L	28:36	3-8	1-5	0-0	0	3	3	7	0	1	3	0	7
8/17 vs. LAS	W	28:34	3-4	2-2	0-0	0	3	3	7	1	0	4	0	8
8/15 at IND	W	33:06	5-6	0-0	3-4	1	0	1	4	0	2	2	0	13

2025 SEASON HIGHLIGHTS:

- On 5/30 vs. NYL, was a perfect from the field (2-2), three-point range (1-1), and free throw line (2-2)...Became the 11th player in Mystics history to shoot 100% from the field, three, and free-throw line in a game – and the first since Stefanie Dolson (Aug. 19, 2024)
- Scored 10 points (4-7 FG) and dished four assists on 6/8 vs. CON
- Recorded a season-high six assists on 6/17 at CHI
- Totaled seven points, five rebounds, and three assists on 6/20 at ATL
- On 6/22, scored a season-high 15 points on perfect shooting from the field (4-4 FG, 3-3 3PT) and 4-of-6 from the free-throw line
- Surpassed 500 points for her career on 6/22 vs. DAL
- Has scored 10+ points in 12 games
- Recorded four steals on 6/24 vs. MIN
- Has totaled nine game this season with five or more assists
- Dished a season-high seven assists on 8/13 vs. GSV
- Her four assists in the first quarter on 8/19 vs. CON were her most in any quarter this season

	2025-26 HIGHS	CAREER HIGHS
PTS	17 at LVA 6/26/25	21 vs. LVA 6/21/23
FGM	7 vs. GSV 8/13/25	9 vs. LVA 6/21/23
FGA	12 vs. MIN 6/24/25	18 vs. LVA 9/8/23
3FGM	3 2 times (@ LVA, 6/26/25)	4 at LVA 9/10/23
3FGA	5 7 times (vs. CON, 8/19/25)	7 at LVA 9/10/23
FTM	4 vs. DAL 6/22/25	6 at DAL 6/9/23
FTA	6 vs. DAL 6/22/25	6 3 times (vs. DAL, 6/22/25)
OREB	2 vs. LAS 7/22/25	2 2 times (vs. LAS, 7/22/25)
DREB	5 at ATL 6/20/25	10 vs. LVA 9/8/23
TREB	5 at ATL 6/20/25	11 vs. LVA 9/8/23
ASTS	7 3 times (vs. CON, 8/19/25)	11 vs. LVA 9/8/23
STLS	4 vs. MIN 6/24/25	4 vs. MIN 6/24/25
BLKS	1 3 times (vs. NYL, 6/5/25)	17 times (vs. NYL, 6/5/25)
MINS	40 at LVA 6/26/25	40 at LVA 6/26/25



2025 REGULAR SEASON MYSTICS INDIVIDUAL SINGLE-GAME HIGHS				
Points	32	Brittney Sykes	at Sky	6/17
3-Pointers Made	5	Sonia Citron	vs. Sky	7/29
		Sonia Citron	vs. Sparks	8/17
Steals	5	Kiki Iriafen	vs. Wings	6/22
		Shakira Austin	at Sky	8/5
Rebounds	15	Kiki Iriafen	vs. Aces	8/23
Freethrows Made	14	Brittney Sykes	vs. Sun	6/8
Defensive Rating	99.8	Sika Koné	at Sun	5/18
Offensive Rating	99.8	Aaliyah Edwards	vs. Liberty	6/5

2025 REGULAR SEASON OPPONENTS INDIVIDUAL SINGLE-GAME HIGHS				
Points	36	A'ja Wilson	vs. Aces	8/23
3-Pointers Made	6	Allisha Gray	vs. Dream	5/16
		Allisha Gray	vs. Dream	6/15
		Veronica Burton	vs. Valkyries	8/13
		Cecilia Zandalasini	vs. Valkyries	8/13
Steals	5	Courtney Williams	at Lynx	7/3
		Leïla Lacan	at Sun	8/21
Rebounds	18	Jonquel Jones	vs. Liberty	5/30
Freethrows Made	12	Angel Reese	vs. Sky	7/8
Defensive Rating	99.6	DiJonai Carrington	at Lynx	8/8
Offensive Rating	99.8	A'ja Wilson	at Aces	5/23





	WASHINGTON MYSTICS		OPPONENTS	
Points	32	Brittney Sykes at CHI 06/17/2025	36	A'ja Wilson vs. LVA 08/23/2025
Points in a Quarter	17	Brittney Sykes (3rd) vs. CON 06/08/2025	14	Brionna Jones (3rd) at ATL 08/03/2025
			14	Nneka Ogumike (1st) vs. SEA 07/26/2025
			14	Arike Ogunbowale (2nd) vs. DAL 06/22/2025
			14	Veronica Burton (4th) at GSV 05/21/2025
Points in a Half	20	Brittney Sykes (2nd) at CHI 06/17/2025	20	Rickey Jackson (2nd) vs. LAS 07/22/2025
Field Goals	13	Shakira Austin at ATL 06/20/2025	14	A'ja Wilson vs. LVA 08/23/2025
	13	Brittney Sykes at CHI 06/17/2025		
Field Goal Attempts	24	Brittney Sykes at CHI 06/17/2025	22	A'ja Wilson vs. LVA 08/23/2025
Field Goal Percentage	1.000	Emily Engstler (5-5) vs. GSV 08/13/2025	1.000	Aliyah Boston (5-5) at IND 06/03/2025
	1.000	Kiki Iriafen (5-5) at MIN 08/08/2025		
3-PT Field Goal	5	Sonia Citron vs. LAS 08/17/2025	6	Cecilia Zandalasini vs. GSV 08/13/2025
	5	Sonia Citron vs. CHI 07/29/2025	6	Veronica Burton vs. GSV 08/13/2025
			6	Allisha Gray vs. ATL 06/15/2025
			6	Allisha Gray vs. ATL 05/16/2025
3-PT FG Attempts	8	Sonia Citron at DAL 06/28/2025	12	Rhyne Howard vs. ATL 05/16/2025
3-PT FG Percentage	1.000	Emily Engstler (3-3) vs. GSV 08/13/2025	1.000	Kennedy Burke (4-4) vs. NYL 06/05/2025
	1.000	Sug Sutton (3-3) vs. DAL 06/22/2025		
Free Throws	14	Brittney Sykes vs. CON 06/08/2025	12	Angel Reese vs. CHI 07/08/2025
Free Throw Attempts	15	Brittney Sykes vs. CON 06/08/2025	15	Angel Reese vs. CHI 07/08/2025
Free Throw Percentage	1.000	Sonia Citron (7-7) at DAL 06/28/2025	1.000	DeWanna Bonner (9-9) vs. IND 05/28/2025
Offensive Rebounds	6	Kiki Iriafen vs. LVA 08/23/2025	7	Naz Hillmon at ATL 08/03/2025
	6	Kiki Iriafen vs. NYL 06/05/2025		
Defensive Rebounds	11	Kiki Iriafen at IND 08/15/2025	15	Jonquel Jones vs. NYL 05/30/2025
Total Rebounds	15	Kiki Iriafen vs. LVA 08/23/2025	18	Jonquel Jones vs. NYL 05/30/2025
Assists	8	Brittney Sykes at ATL 06/20/2025	10	Veronica Burton vs. GSV 07/31/2025
	8	Stefanie Dolson at LVA 05/23/2025	10	Julie Allemand at LAS 07/15/2025
Steals	5	Shakira Austin at CHI 08/05/2025	5	Leila Lacan at CON 08/21/2025
	5	Kiki Iriafen vs. DAL 06/22/2025	5	Courtney Williams at MIN 07/03/2025
Blocks	4	Shakira Austin at CHI 06/17/2025	6	Alanna Smith vs. MIN 06/24/2025
Minutes	41:14	Sonia Citron vs. DAL 06/22/2025	41:10	Arike Ogunbowale vs. DAL 06/22/2025
Points in Paint	24	Shakira Austin at ATL 06/20/2025	22	Dearica Hamby vs. LAS 08/17/2025
			22	Alyssa Thomas vs. PHO 07/27/2025
Second Chance Points	9	Shakira Austin at ATL 06/20/2025	9	Allisha Gray vs. ATL 05/16/2025
Fast Break Points	13	Brittney Sykes at CHI 06/17/2025	8	Rachel Banham vs. CHI 07/08/2025

MYSTICS HIGHS	MYSTICS LOWS	CATEGORY	OPPONENTS HIGHS	OPPONENTS LOWS
104 vs. CON 06/08/2025	56 (2) at CON 08/21/2025	Points	99 (2) at ATL 08/03/2025	58 vs. SEA 07/26/2025
30 vs. CHI 07/29/2025	9 at DAL 06/28/2025	Points/1st Qtr.	30 (2) vs. GSV 08/13/2025	10 at SEA 07/13/2025
30 vs. LAS 08/17/2025	7 at PHO 05/25/2025	Points/2nd Qtr.	33 at LAS 07/15/2025	10 at CHI 08/05/2025
55 vs. CHI 07/29/2025	22 at PHO 05/25/2025	Points/1st Half	59 at LAS 07/15/2025	28 at SEA 07/13/2025
33 at DAL 08/10/2025	10 vs. ATL 06/15/2025	Points/3rd Qtr.	31 (2) at ATL 08/03/2025	10 vs. SEA 07/26/2025
31 (2) vs. GSV 08/13/2025	9 vs. SEA 07/26/2025	Points/4th Qtr.	29 at GSV 05/21/2025	6 vs. GSV 07/31/2025
61 at DAL 08/10/2025	22 vs. ATL 06/15/2025	Points/2nd Half	59 at ATL 08/03/2025	22 vs. GSV 07/31/2025
36 (2) vs. CHI 07/29/2025	18 vs. ATL 06/15/2025	Field Goals	38 at LAS 07/15/2025	21 at PHO 05/25/2025
74 vs. NYL 05/30/2025	51 at CON 08/21/2025	Field Goal Attempts	80 at MIN 07/03/2025	57 (2) vs. GSV 08/13/2025
.593 vs. LAS 08/17/2025	.284 vs. NYL 05/30/2025	Field Goal Percentage	.563 at ATL 08/03/2025	.319 at GSV 05/21/2025
11 vs. LAS 08/17/2025	1 at IND 06/03/2025	3-PT Field Goal	18 vs. ATL 06/15/2025	2 at CON 08/21/2025
24 (4) vs. GSV 08/13/2025	10 at IND 06/03/2025	3-PT FG Attempts	42 vs. ATL 06/15/2025	10 at CHI 06/17/2025
.550 vs. LAS 08/17/2025	.100 at IND 06/03/2025	3-PT FG Percentage	.500 vs. LVA 08/23/2025	.120 vs. LVA 07/10/2025
28 vs. DAL 06/22/2025	6 at MIN 08/08/2025	Free Throws	26 vs. DAL 06/22/2025	6 at CHI 08/05/2025
41 vs. DAL 06/22/2025	9 (2) at MIN 08/08/2025	Free Throw Attempts	32 vs. DAL 06/22/2025	9 (3) at CHI 08/05/2025
.944 vs. NYL 05/30/2025	.533 at CHI 08/05/2025	Free Throw Percentage	1.000 at MIN 07/03/2025	.609 at IND 06/03/2025
14 vs. MIN 06/24/2025	3 at CON 08/21/2025	Offensive Rebounds	15 vs. ATL 05/16/2025	1 at IND 06/03/2025
36 (2) vs. SEA 07/26/2025	13 at ATL 08/03/2025	Defensive Rebounds	37 vs. NYL 05/30/2025	11 vs. LAS 08/17/2025
44 vs. SEA 07/26/2025	19 at ATL 08/03/2025	Total Rebounds	46 vs. NYL 05/30/2025	15 vs. LAS 08/17/2025
30 vs. LAS 08/17/2025	12 (2) vs. ATL 06/15/2025	Assists	28 at LAS 07/15/2025	12 vs. LVA 07/10/2025
14 (2) at CHI 08/05/2025	2 (3) vs. LVA 07/10/2025	Steals	15 (2) at CON 08/21/2025	3 vs. GSV 07/31/2025
16 (37) at DAL 08/10/2025	16 (37) at DAL 08/10/2025	Team Fouls	15 (37) at MIN 07/03/2025	15 (37) at MIN 07/03/2025
32 at CON 05/18/2025	12 (3) vs. CON 08/19/2025	Personal Fouls	33 vs. DAL 06/22/2025	12 at MIN 08/08/2025
27 at PHO 05/25/2025	6 vs. GSV 07/31/2025	Turnovers	22 at CHI 06/17/2025	6 (2) at MIN 07/03/2025
8 (2) vs. GSV 07/31/2025	0 (2) at LVA 06/26/2025	Blocks	10 vs. SEA 07/26/2025	0 vs. GSV 08/13/2025
56 vs. CON 06/08/2025	22 at PHO 05/25/2025	Points in Paint	58 at LAS 07/15/2025	16 vs. GSV 07/31/2025
19 at ATL 06/20/2025	2 at CON 08/21/2025	Second Chance Points	23 vs. ATL 05/16/2025	2 (3) vs. LVA 08/23/2025
23 at CON 05/18/2025	0 (2) vs. NYL 06/05/2025	Fast Break Points	17 vs. CON 06/08/2025	0 vs. IND 05/28/2025
38 vs. CON 06/08/2025	1 (2) vs. GSV 07/31/2025	Biggest Lead	35 vs. ATL 06/15/2025	0 (2) vs. LAS 08/17/2025
43 (2) at MIN 07/03/2025	1 vs. DAL 06/22/2025	Bench Points	45 vs. CON 08/19/2025	7 vs. CHI 07/29/2025
40 at CHI 06/17/2025	3 vs. ATL 06/15/2025	Points Off Turnovers	33 at ATL 08/03/2025	3 (2) vs. GSV 07/31/2025





BY MYSTICS	AN INDIVIDUAL...	BY OPPONENT
32 PTS, Brittney Sykes: (WAS W, 79-72) @ Chicago, 06/17/25	Scored 30+ points	36 PTS, A'ja Wilson: (WAS L, 81-91) vs. Las Vegas, 08/23/25
* Never Has Happened *	Scored 40+ points	40 PTS, A'ja Wilson: (WAS L, 89-113) @ Las Vegas, 08/11/23
15 REB, Kiki Iriafen: (WAS L, 81-91) vs. Las Vegas, 08/23/25	Had 15+ Rebounds	15 REB, Angel Reese: (WAS W, 81-79) vs. Chicago, 07/08/25
20 REB, Krystal Thomas: (WAS L, 74-76) @ Las Vegas, 08/04/17	Had 20+ Rebounds	22 REB, Jonquel Jones: (WAS L, 76-86) vs. Connecticut, 08/29/17
* Never Has Happened *	Had 10+ Offensive Rebounds	10 OREB, Sylvia Fowles: (WAS L, 85-89) @ Chicago, 07/10/13
15 AST, Natasha Cloud: (WAS L, 75-80) vs. Atlanta, 09/08/23	Had 15+ assists	15 AST, Courtney Vandersloot: (WAS W, 89-85 (OT)) @ Chicago, 07/10/21
5 BLK, Shakira Austin: (WAS L, 80-85) vs. New York, 05/14/24	Had 5+ Blocks	6 BLK, Alanna Smith: (WAS W, 68-64) vs. Minnesota, 06/24/25
5 STL, Shakira Austin: (WAS L, 64-78) @ Chicago, 08/05/25	Had 5+ Steals	5 STL, Leïla Lacan: (WAS L, 56-67) @ Connecticut, 08/21/25
10 FGM, Sonia Citron: (WAS W, 103-86) vs. Chicago, 07/29/25	Made 10+ Field Goals	14 FGM, A'ja Wilson: (WAS L, 81-91) vs. Las Vegas, 08/23/25
* Never Has Happened *	Made 15+ Field Goals	17 FGM, A'ja Wilson: (WAS L, 89-113) @ Las Vegas, 08/11/23
* Never Has Happened *	Made 20+ Field Goals	* Never Has Happened *
7 3FGM, Kristi Toliver: (WAS W, 100-96) vs. Atlanta, 07/19/17	Made 7+ 3-Pointers	7 3FGM, Caitlin Clark: (WAS L, 83-85) vs. Indiana, 06/07/24
10 3FGM, Ariel Atkins: (WAS L, 73-76 (OT)) vs. Atlanta, 09/15/24	10+ 3-Pointer Attempts	11 3FGM, Rhyne Howard: (WAS L, 56-89) vs. Atlanta, 06/15/25
16 FTM, Monique Currie: (WAS W, 82-77) vs. Dallas, 07/25/14	Made 15+ Free Throws	15 FTM, Katie Douglas: (WAS L, 81-85) @ Indiana, 07/28/09
5 TO, Kiki Iriafen: (WAS L, 81-91) vs. Las Vegas, 08/23/25	5+ Turnovers	6 TO/5 TO, Naz Hillmon/Jordin Canada: (WAS L, 83-99) @ Atlanta, 08/03/25
11 FD, Brittney Sykes: (WAS W, 90-85) @ Connecticut, 05/18/25	10+ Fouls Drawn	10 FD, Angel Reese: (WAS W, 81-79) vs. Chicago, 07/08/25
10 FGM/10 FGM, Ariel Atkins/Theresa Plaisance: (WAS W, 96-93) vs. Atlanta, 06/17/21	Two Players with 10+ Field Goals Made	12 FGM/10 FGM, Dearica Hamby/Kelsey Plum: (WAS W, 95-86) vs. Los Angeles, 08/17/25
5 3FGM/5 3FGM, Leilani Mitchell/Tina Charles: (WAS W, 87-83) @ Seattle, 06/22/21	Two Players with 5+ 3-Pointers Made	6 3FGM/6 3FGM, Veronica Burton/Cecilia Zandalasini: (WAS L, 83-88) vs. Golden State, 08/13/25
* Never Has Happened *	Had a triple-double	14 PTS, 11 REB, 10 AST, Satou Sabally: (WAS L, 62-90) @ Dallas, 07/28/23







22 PTS, 24 REB, Chamique Holdsclaw: (WAS W, 74-70) @ Charlotte, 05/23/03	Had a 20/20 game	* Never Has Happened *
3rd period, Karlie Samuelson: (WAS L, 71-87) vs. New York, 09/17/24	Had a four-point play	2nd period, Paige Bueckers: (WAS W, 91-78) @ Dallas, 08/10/25
A TEAM...		
* Never Has Happened *	Shot .600+ from the field	.617 (37-60), (WAS L, 69-101) @ Seattle, 05/25/24
37 PTS, (WAS W, 104-67) vs. Connecticut, 06/08/25	Won by 20+ points	33 PTS, (WAS L, 56-89) vs. Atlanta, 06/15/25
37 PTS, (WAS W, 104-67) vs. Connecticut, 06/08/25	Won by 30+ points	33 PTS, (WAS L, 56-89) vs. Atlanta, 06/15/25
43 PTS, (WAS W, 102-59) vs. Connecticut, 06/29/19	Won by 40+ points	* Never Has Happened *
* Never Has Happened *	Won by 50+ points	* Never Has Happened *
71 REB, (WAS W, 85-80) vs. Phoenix, 08/06/17	Had 60+ rebounds	65 REB, (WAS L, 72-89) @ Dallas, 07/02/23
* Never Has Happened *	Had 35+ assists	* Never Has Happened *
30 AST, (WAS W, 95-86) vs. Los Angeles, 08/17/25	Had 30+ assists	31 AST, (WAS L, 77-98) @ Las Vegas, 07/04/24
* Never Has Happened *	Made 50+ field goals	* Never Has Happened *
* Never Has Happened *	Made 35+ free throws	* Never Has Happened *
1st OT, (WAS W, 91-88 (OT)) vs. Dallas, 06/22/25	Overtime Win	1st OT, (WAS L, 73-76 (OT)) vs. Atlanta, 09/15/24
* Never Has Happened *	Double-Overtime Win	* Never Has Happened *
THE MYSTICS (SINGLE-SEASON)...		
8/25/2019 — 9/19/2019 (8)	Won 5 straight	--
* Never Has Happened *	Won 10 straight	--
6/16/2023 — 7/11/2023 (5)	Won 5 straight at home	--
7/21/2019 — 9/19/2019 (12)	Won 10 straight at home	--
* Never Has Happened *	Won 15 straight at home	--
8/26/2024 — 9/13/2024 (6)	Won 5 straight on road	--
* Never Has Happened *	Won 10 straight on road	--
* Never Has Happened *	Won 15 straight on road	--
7/14/2024 — 8/20/2024 (5)	Lost 5 straight	--
5/4/2024 — 6/9/2024 (14)	Lost 10 straight	--
6/27/2024 — 8/20/2024 (6)	Lost 5 straight at home	--
5/4/2024 — 6/9/2024 (8)	Lost 5 straight on road	--



DATE	OPPONENT	FORWARD	FORWARD	CENTER	GUARD	GUARD	SCORE	W/L
May 16, 2025	vs. Atlanta	#22 Sonia Citron	#44 Kiki Iriafen	#31 Stefanie Dolson	#1 Sug Sutton	#20 Brittney Sykes	94-90	W
May 18, 2025	@ Connecticut	#22 Sonia Citron	#44 Kiki Iriafen	#31 Stefanie Dolson	#1 Sug Sutton	#20 Brittney Sykes	90-85	W
May 21, 2025	@ Golden State	#22 Sonia Citron	#44 Kiki Iriafen	#31 Stefanie Dolson	#1 Sug Sutton	#20 Brittney Sykes	76-74	L
May 23, 2025	@ Las Vegas	#5 Jade Melbourne	#44 Kiki Iriafen	#31 Stefanie Dolson	#1 Sug Sutton	#22 Sonia Citron	75-72	L
May 25, 2025	@ Phoenix	#22 Sonia Citron	#44 Kiki Iriafen	#31 Stefanie Dolson	#1 Sug Sutton	#20 Brittney Sykes	68-62	L
May 28, 2025	vs. Indiana	#22 Sonia Citron	#44 Kiki Iriafen	#31 Stefanie Dolson	#1 Sug Sutton	#20 Brittney Sykes	83-77	W
May 30, 2025	vs. New York	#22 Sonia Citron	#44 Kiki Iriafen	#31 Stefanie Dolson	#1 Sug Sutton	#20 Brittney Sykes	85-63	L
Jun 3, 2025	@ Indiana	#22 Sonia Citron	#44 Kiki Iriafen	#31 Stefanie Dolson	#20 Brittney Sykes	#1 Sug Sutton	85-76	L
Jun 5, 2025	vs. New York	#22 Sonia Citron	#44 Kiki Iriafen	#31 Stefanie Dolson	#1 Sug Sutton	#20 Brittney Sykes	86-78	L
Jun 8, 2025	vs. Connecticut	#22 Sonia Citron	#44 Kiki Iriafen	#31 Stefanie Dolson	#1 Sug Sutton	#20 Brittney Sykes	104-67	W
Jun 15, 2025	vs. Atlanta	#22 Sonia Citron	#44 Kiki Iriafen	#31 Stefanie Dolson	#1 Sug Sutton	#20 Brittney Sykes	89-56	L
Jun 17, 2025	@ Chicago	#22 Sonia Citron	#44 Kiki Iriafen	#0 Shakira Austin	#1 Sug Sutton	#20 Brittney Sykes	79-72	W
Jun 20, 2025	@ Atlanta	#22 Sonia Citron	#44 Kiki Iriafen	#0 Shakira Austin	#1 Sug Sutton	#20 Brittney Sykes	92-91	L
Jun 22, 2025	vs. Dallas	#22 Sonia Citron	#44 Kiki Iriafen	#0 Shakira Austin	#1 Sug Sutton	#20 Brittney Sykes	91-88	W
Jun 24, 2025	vs. Minnesota	#22 Sonia Citron	#44 Kiki Iriafen	#0 Shakira Austin	#1 Sug Sutton	#5 Jade Melbourne	68-64	W
Jun 26, 2025	@ Las Vegas	#22 Sonia Citron	#44 Kiki Iriafen	#0 Shakira Austin	#1 Sug Sutton	#5 Jade Melbourne	94-83	W
Jun 28, 2025	@ Dallas	#22 Sonia Citron	#44 Kiki Iriafen	#0 Shakira Austin	#1 Sug Sutton	#20 Brittney Sykes	79-71	L
Jul 3, 2025	@ Minnesota	#22 Sonia Citron	#44 Kiki Iriafen	#0 Shakira Austin	#5 Jade Melbourne	#20 Brittney Sykes	92-75	L
Jul 8, 2025	vs. Chicago	#22 Sonia Citron	#44 Kiki Iriafen	#0 Shakira Austin	#1 Sug Sutton	#20 Brittney Sykes	81-79	W
Jul 10, 2025	vs. Las Vegas	#22 Sonia Citron	#44 Kiki Iriafen	#0 Shakira Austin	#1 Sug Sutton	#20 Brittney Sykes	70-68	W
Jul 13, 2025	@ Seattle	#22 Sonia Citron	#44 Kiki Iriafen	#0 Shakira Austin	#1 Sug Sutton	#20 Brittney Sykes	74-69	W
Jul 15, 2025	@ Los Angeles	#22 Sonia Citron	#44 Kiki Iriafen	#0 Shakira Austin	#1 Sug Sutton	#20 Brittney Sykes	99-80	L
Jul 22, 2025	vs. Los Angeles	#22 Sonia Citron	#44 Kiki Iriafen	#0 Shakira Austin	#1 Sug Sutton	#20 Brittney Sykes	93-86	L
Jul 26, 2025	vs. Seattle	#22 Sonia Citron	#44 Kiki Iriafen	#0 Shakira Austin	#1 Sug Sutton	#20 Brittney Sykes	69-58	W
Jul 27, 2025	vs. Phoenix	#22 Sonia Citron	#44 Kiki Iriafen	#0 Shakira Austin	#1 Sug Sutton	#20 Brittney Sykes	88-72	L
Jul 29, 2025	vs. Chicago	#22 Sonia Citron	#44 Kiki Iriafen	#0 Shakira Austin	#1 Sug Sutton	#20 Brittney Sykes	103-86	W
Jul 31, 2025	vs. Golden State	#22 Sonia Citron	#44 Kiki Iriafen	#0 Shakira Austin	#1 Sug Sutton	#20 Brittney Sykes	68-67	L
Aug 3, 2025	@ Atlanta	#22 Sonia Citron	#44 Kiki Iriafen	#0 Shakira Austin	#1 Sug Sutton	#20 Brittney Sykes	99-83	L
Aug 5, 2025	@ Chicago	#22 Sonia Citron	#44 Kiki Iriafen	#0 Shakira Austin	#1 Sug Sutton	#5 Jade Melbourne	78-64	L
Aug 8, 2025	@ Minnesota	#22 Sonia Citron	#44 Kiki Iriafen	#0 Shakira Austin	#1 Sug Sutton	#5 Jade Melbourne	80-76	L
Aug 10, 2025	@ Dallas	#22 Sonia Citron	#44 Kiki Iriafen	#31 Stefanie Dolson	#1 Sug Sutton	#5 Jade Melbourne	91-78	W
Aug 13, 2025	vs. Golden State	#22 Sonia Citron	#44 Kiki Iriafen	#31 Stefanie Dolson	#1 Sug Sutton	#5 Jade Melbourne	88-83	L
Aug 15, 2025	@ Indiana	#22 Sonia Citron	#44 Kiki Iriafen	#31 Stefanie Dolson	#1 Sug Sutton	#5 Jade Melbourne	88-84	W
Aug 17, 2025	vs. Los Angeles	#22 Sonia Citron	#44 Kiki Iriafen	#0 Shakira Austin	#1 Sug Sutton	#5 Jade Melbourne	95-86	W
Aug 19, 2025	vs. Connecticut	#22 Sonia Citron	#44 Kiki Iriafen	#0 Shakira Austin	#1 Sug Sutton	#5 Jade Melbourne	80-69	L
Aug 21, 2025	@ Connecticut	#22 Sonia Citron	#44 Kiki Iriafen	#0 Shakira Austin	#1 Sug Sutton	#5 Jade Melbourne	67-56	L
Aug 23, 2025	vs. Las Vegas	#22 Sonia Citron	#44 Kiki Iriafen	#0 Shakira Austin	#1 Sug Sutton	#32 Alysha Clark	91-81	L
Aug 24, 2025	Seattle	--	--	--	--	--	--	--
Aug 28, 2025	at New York	--	--	--	--	--	--	--
Aug 30, 2025	at Golden State	--	--	--	--	--	--	--
Aug 31, 2025	at Los Angeles	--	--	--	--	--	--	--
Sep 4, 2025	Phoenix	--	--	--	--	--	--	--
Sep 7, 2025	Indiana	--	--	--	--	--	--	--
Sep 9, 2025	at New York	--	--	--	--	--	--	--





TEAM TREND	TTL	LAST GAME	TEAM TREND	TTL	LAST GAME
<4 Mystics w/ 10+ pts	5-17	vs. LVA 8/23/25	Mystics shoot 50.0% or better	7-2	vs. LAS 8/17/25
4+ Mystics w/ 10+ pts	11-4	vs. LAS 8/17/25	Opp shoots 50.0% or better	2-9	vs. LVA 8/23/25
5+ Mystics w/ 10+ pts	3-1	vs. GSV 8/13/25	Mystics shoot 45.0% or better	10-7	vs. LAS 8/17/25
6+ Mystics w/ 10+ pts	1-0	vs. CON 6/8/25	Mystics shoot 44.0% or below	5-14	vs. LVA 8/23/25
7+ Mystics w/ 10+ pts	0-0		Mystics shoot 40.0% or below	1-9	@ CON 8/21/25
8+ Mystics w/ 10+ pts	0-0		Opp shoots 45.0% or better	6-13	vs. LVA 8/23/25
Mystics no 20+ pt scorer	5-12	@ CON 8/21/25	Opp shoots 40.0% or below	8-4	@ DAL 8/10/25
Opp no 20+ pt scorer	5-6	vs. CON 8/19/25	Mystics w/10+ 3-pointers made	3-2	vs. LAS 8/17/25
2+ Mystics w/20+ pt scorer	2-2	vs. CHI 7/29/25	Opp w/10+ 3-pointers made	1-9	vs. LVA 8/23/25
2+ Opp w/20+ pt scorer	4-5	vs. LVA 8/23/25	Mystics w/15+ 3-pointers made	0-0	
3+ Mystics w/20+ pt scorer	0-0		Opp w/15+ 3-pointers made	0-2	vs. GSV 8/13/25
3+ Opp w/20+ pt scorer	0-1	@ LAS 7/15/25	Mystics 3FG% 40.0% or better	8-3	vs. LAS 8/17/25
Mystics w/30+ pt scorer	1-1	@ CHI 6/17/25	Opp 3FG% 40.0% or better	0-5	vs. LVA 8/23/25
Opp w/30+ pt scorer	0-3	vs. LVA 8/23/25	Mystics FT% 80.0 or better	5-9	@ CON 8/21/25
All 5 Starters w/10+ pts	0-0		Opp FT% 80.0 or better	9-11	vs. LVA 8/23/25
Opp 5 Starters w/10+ pts	0-1	@ ATL 6/20/25	Mystics FT% below 70.0	4-5	@ MIN 8/8/25
2+ reserves w/10+ pts	1-1	@ MIN 7/3/25	Opp FT% below 70.0	4-6	@ CON 8/21/25
Opp 2+ reserves w/10+ pts	1-3	vs. CON 8/19/25	Mystics FTM >= Opp FTA	8-6	vs. LVA 8/23/25
3+ reserves w/10+ pts	0-0		Opp FTM >= Mystics FTA	2-7	vs. CON 8/19/25
Opp 3+ reserves w/10+ pts	0-0		Mystics FG% >= Opp FG%	12-5	vs. LAS 8/17/25
Mystics <20 pts. in 1st qtr	9-10	@ CON 8/21/25	Opp FG% >= Mystics FG%	3-14	vs. LVA 8/23/25
Opp <20 pts. in 1st qtr	5-12	vs. LVA 8/23/25	Mystics w/30+ FTA	4-0	vs. CHI 7/8/25
Mystics w/30+ pts in 1st qtr	1-0	vs. CHI 7/29/25	Opp w/30+ FTA	1-1	vs. DAL 6/22/25
Opp w/30+ pts in 1st qtr	0-2	vs. GSV 8/13/25	Mystics w/20+ asts	10-8	vs. LVA 8/23/25
Mystics under 50 pts 1st half	12-21	vs. LVA 8/23/25	Opp w/20+ asts	5-15	vs. LVA 8/23/25
Opp under 50 pts 1st half	16-20	vs. LVA 8/23/25	Mystics w/25+ asts	2-1	vs. LAS 8/17/25
Mystics 50+ pts 1st half	4-0	vs. LAS 8/17/25	Opp w/25+ asts	0-3	vs. LVA 8/23/25
Opp 50+ pts 1st half	0-1	@ LAS 7/15/25	Mystics w/30+ asts	1-0	vs. LAS 8/17/25
Mystics 60+ pts in 1st half	0-0		Opp w/30+ asts	0-0	
Opp 60+ pts in 1st half	0-0		Mystics asts >= Opp asts	10-8	vs. CON 8/19/25
Mystics lead by 10+ pts	9-7	vs. LVA 8/23/25	Opp asts >= Mystics asts	4-13	vs. LVA 8/23/25
Opp leads by 10+ pts	9-18	vs. LVA 8/23/25	Mystics w/12 or fewer TOs	3-5	vs. LVA 8/23/25
Games decided by 10+ points	5-10	vs. LVA 8/23/25	Opp w/12 or fewer TOs	6-11	vs. LVA 8/23/25
Games decided by 4-9 points	8-7	vs. LAS 8/17/25	Mystics w/20+ TOs	0-3	@ ATL 8/3/25
Games decided by 3 or less points	3-4	vs. GSV 7/31/25	Opp w/20+ TOs	1-1	@ ATL 8/3/25
Both teams score 100+ pts	0-0		Mystics TO >= Opp TO	7-15	vs. LVA 8/23/25
Both teams under 100 pts	14-21	vs. LVA 8/23/25	Opp TO >= Mystics TO	7-6	vs. GSV 8/13/25
Mystics score under 100 pts	14-21	vs. LVA 8/23/25	Mystics w/50+ REB	2-2	vs. SEA 7/26/25
Opp scores under 100 pts	16-21	vs. LVA 8/23/25	Opp w/50+ REB	2-2	vs. DAL 6/22/25
Mystics score 100+ pts	2-0	vs. CHI 7/29/25	Mystics REB >= Opp REB	11-12	vs. LVA 8/23/25
Opp scores 100+ pts	0-0		Opp REB >= Mystics REB	5-8	@ CON 8/21/25
Mystics score 110+ pts	0-0		Mystics w/10+ more REB than Opp	4-3	vs. LAS 8/17/25
Opp scores 110+ pts	0-0		Opp w/10+ more REB than WAS	1-3	@ ATL 8/3/25
Mystics tied or lead after the 3rd qtr	10-2	vs. LAS 8/17/25	Mystics w/10+ stls	3-2	@ CHI 8/5/25
Mystics tied or lead at halftime	9-2	vs. LAS 8/17/25	Opp w/10+ stls	1-7	@ CON 8/21/25
Mystics tied or lead after 1st qtr	8-11	vs. LVA 8/23/25	2+ Mystics w/double-double	1-0	vs. SEA 7/26/25
Mystics trailing after the 3rd qtr	6-19	vs. LVA 8/23/25	2+ Opp w/double-double	2-1	@ CHI 8/5/25
Mystics trailing at halftime	7-19	vs. LVA 8/23/25	3+ Mystics w/double-double	0-0	
Mystics trailing after 1st qtr	8-10	@ CON 8/21/25	3+ Opp w/double-double	0-0	
1st game Back-to-Back	1-1	vs. LVA 8/23/25	Mystics PITP >= Opp PITP	13-10	vs. LVA 8/23/25
2nd game Back-to-Back	0-1	vs. PHO 7/27/25	Opp PITP >= Mystics PITP	3-10	@ CON 8/21/25
1st game after a win	6-10	vs. CON 8/19/25	Mystics 2CP >= Opp 2CP	8-12	vs. LVA 8/23/25
1st game after a loss	9-11	vs. LVA 8/23/25	Opp 2CP >= Mystics 2CP	8-9	@ CON 8/21/25
On Monday	0-0		Mystics FB Pts >= Opp FB Pts	11-9	vs. GSV 8/13/25
On Tuesday	4-5	vs. CON 8/19/25	Opp FB Pts >= Mystics FB Pts	5-12	vs. LVA 8/23/25
On Wednesday	1-2	vs. GSV 8/13/25	+3 Blocks	11-8	@ CON 8/21/25
On Thursday	2-4	@ CON 8/21/25	+5 Blocks	5-4	@ CON 8/21/25
On Friday	2-4	@ IND 8/15/25			
On Saturday	1-2	vs. LVA 8/23/25			
On Sunday	6-4	vs. LAS 8/17/25			
May	3-4	vs. NYL 5/30/25			
June	5-5	@ DAL 6/28/25			
July	5-5	vs. GSV 7/31/25			
August	3-7	vs. LVA 8/23/25			



MYSTICS RECORD WHEN...	OVERALL	HOME	ROAD	NUMBER OF TIMES RECORDING									
				POINTS			REB AST BLK STL				DD TD		
				10+	20+	30+	10+	10+	3+	3+	DD	TD	
Outrebounding opponent	11-12	6-4	5-8	Georgia Amoore	--	--	--	--	--	--	--	--	--
Outrebounded by opponent	5-8	4-4	1-4	Shakira Austin	21	3	--	4	--	2	5	3	--
Tied in Rebounding	0-1	0-1	0-0	Sonia Citron	32	7	--	3	--	--	3	3	--
				Alysha Clark	1	--	--	--	--	--	--	--	--
Shooting better than opponent	12-6	8-1	4-5	Stefanie Dolson	1	--	--	--	--	--	--	--	--
Shooting worse than opponent	4-15	2-8	2-7	Aaliyah Edwards	3	--	--	--	--	--	--	--	--
Shooting same than opponent	0-0	0-0	0-0	Emily Engstler	2	--	--	--	--	1	2	--	--
More FTM than opponent	10-11	6-5	4-6	Kiki Iriafen	28	5	--	17	--	--	3	14	--
Less FTM than opponent	6-8	4-3	2-5	Sika Koné	--	--	--	--	--	--	--	--	--
Same FTM than opponent	0-2	0-1	0-1	Jade Melbourne	8	--	--	--	--	--	1	--	--
More 3FGM than opponent	7-5	3-1	4-4	Lucy Olsen	2	--	--	--	--	--	--	--	--
Less 3FGM than opponent	9-14	7-7	2-7	Madison Scott	--	--	--	--	--	--	--	--	--
Same 3FGM than opponent	0-2	0-1	0-1	Jacy Sheldon	--	--	--	--	--	--	--	--	--
More assists than opponent	10-8	8-3	2-5	Sug Sutton	12	--	--	--	--	--	2	--	--
Less assists than opponent	4-13	2-6	2-7	Brittney Sykes	16	9	2	--	--	--	4	--	--
Same assists than opponent	2-0	0-0	2-0										
More turnovers than opponent	7-15	4-5	3-10	NUMBER OF TIMES LEADING TEAM IN... (INCLUDES TIES)									
Less turnovers than opponent	7-6	6-4	1-2		PTS	REB	AST	BLK	STL	MIN			
Same turnovers than opponent	2-0	0-0	2-0	Georgia Amoore	--	--	--	2	--	--			
				Shakira Austin	6	9	2	17	12	--			
Bench outscores opponent bench	9-8	6-3	3-5	Sonia Citron	15	3	5	8	13	24			
Opponent bench outscores WAS	4-12	2-5	2-7	Alysha Clark	--	--	--	1	2	--			
Bench scoring equal	3-1	2-1	1-0	Stefanie Dolson	--	--	1	5	4	--			
Scoring less than 80 points	5-15	3-6	2-9	Aaliyah Edwards	--	--	--	4	2	--			
Scoring between 80-89 points	3-5	2-3	1-2	Emily Engstler	--	2	--	16	12	--			
Scoring between 90-99 points	6-1	3-0	3-1	Kiki Iriafen	5	26	3	6	6	--			
Scoring between 100-109	2-0	2-0	0-0	Sika Koné	--	--	--	2	--	--			
Scoring 110 or more points	0-0	0-0	0-0	Jade Melbourne	--	1	7	5	8	1			
Opponent scores less than 80	9-7	6-1	3-6	Lucy Olsen	1	--	--	3	4	--			
Opponent scores between 80-89	6-8	3-6	3-2	Madison Scott	--	--	--	--	1	--			
Opponent scores between 90-99	1-6	1-2	0-4	Jacy Sheldon	--	--	--	--	--	--			
Opponent scores between 100-109	0-0	0-0	0-0	Sug Sutton	1	--	13	3	9	5			
Opponent scores 110 or more	0-0	0-0	0-0	Brittney Sykes	11	1	14	5	11	7			

STARTING LINEUPS							
LAST USED	GAME	FORWARD	FORWARD CENTER	GUARD	GUARD	RECORD	
5/23	at Aces	Jade Melbourne	Kiki Iriafen	Stefanie Dolson	Sonia Citron	Sug Sutton	0-1
6/15	vs. Dream	Sonia Citron	Kiki Iriafen	Stefanie Dolson	Brittney Sykes	Sug Sutton	4-6
7/3	at Lynx	Sonia Citron	Kiki Iriafen	Shakira Austin	Brittney Sykes	Jade Melbourne	0-1
8/3	at Dream	Sonia Citron	Kiki Iriafen	Shakira Austin	Brittney Sykes	Sug Sutton	7-7
8/15	at Fever	Sonia Citron	Kiki Iriafen	Stefanie Dolson	Jade Melbourne	Sug Sutton	2-1
8/21	at Sun	Sonia Citron	Kiki Iriafen	Shakira Austin	Jade Melbourne	Sug Sutton	3-4
8/23	vs. Aces	Sonia Citron	Kiki Iriafen	Shakira Austin	Alysha Clark	Sug Sutton	0-1





## GAMES MISSED DUE TO INJURIES/SUSPENSIONS

NAME	INJURY/ILLNESS	DATES OUT	GAMES MISSED
Georgia Amoore	ACL Injury	5/16; 5/21; 5/30; 6/15 through 6/17/25; 6/22 through 6/24/25; 7/22 through 7/31/25; 8/17 through 8/19/25; 8/23	15
	ACL	5/18; 5/23 through 5/25/25; 6/5 through 6/8/25; 6/20; 6/26; 7/3 through 7/10/25; 15 8/3 through 8/8/25; 8/15; 8/21	
	R. ACL	5/28	1
	OUT	6/28	1
	Knee	7/13; 8/10	2
Shakira Austin	Right ACL	7/15	1
	OUT-ACL Injury	8/13	1
	Right Leg	5/16	1
	Concussion Protocol	5/23	1
	Leg	8/10	1
Stefanie Dolson	OUT-Left Leg Soreness	8/13	1
	Left Leg	8/15	1
	Left Leg Soreness	8/19	1
Aaliyah Edwards	Low Back Contusion	5/16	1
	Back	5/18	1
	Lower Back Contusion	5/21 through 5/23/25	2
Emily Engstler	Right Wrist	7/26 through 7/31/25	4
	NWT	6/28	1
Jade Melbourne	OUT	6/28	1
Jacy Sheldon	Right Ankle	8/15; 8/21	2
	Right Ankle Injury	8/17 through 8/19/25; 8/23	3
Sug Sutton	Lower Leg	7/3	1
Brittney Sykes	Right Lower Leg	5/23; 6/24 through 6/26/25	3
TOTAL GAMES MISSED			61





			MYSTICS											OPPONENTS										
			BENCH			INTHE	SECOND			FAST		POINTS		BENCH			INTHE	SECOND			FAST		POINTS	
DATE	OPPONENT	W/L	PTS	AVG	PAINT	AVG	CHANCE	AVG	BREAK	AVG	OFFTO	AVG	PTS	AVG	PAINT	AVG	CHANCE	AVG	BREAK	AVG	OFFTO	AVG		
5/16	Atlanta	W	20	20.0	36	36.0	8	8.0	8	8.0	20	20.0	13	13.0	34	34.0	23	23.0	5	5.0	4	4.0		
5/18	at Connecticut	W	22	21.0	46	41.0	7	7.5	23	15.5	21	20.5	16	14.5	44	39.0	9	16.0	4	4.5	20	12.0		
5/21	at Golden State	L	20	20.7	32	38.0	14	9.7	9	13.3	7	16.0	18	15.7	28	35.3	9	13.7	10	6.3	17	13.7		
5/23	at Las Vegas	L	4	16.5	24	34.5	6	8.8	0	10.0	8	14.0	9	14.0	24	32.5	14	13.8	10	7.3	17	14.5		
5/25	at Phoenix	L	25	18.2	22	32.0	18	10.6	7	9.4	10	13.2	21	15.4	18	29.6	5	12.0	8	7.4	14	14.4		
5/28	Indiana	W	29	20.0	48	34.7	17	11.7	11	9.7	10	12.7	29	17.7	32	30.0	11	11.8	0	6.2	14	14.3		
5/30	New York	L	12	18.9	26	33.4	8	11.1	16	10.6	12	12.6	21	18.1	32	30.3	10	11.6	10	6.7	15	14.4		
6/3	at Indiana	L	21	19.1	48	35.3	9	10.9	2	9.5	16	13.0	24	18.9	34	30.8	7	11.0	5	6.5	19	15.0		
6/5	New York	L	31	20.4	46	36.4	12	11.0	0	8.4	9	12.6	31	20.2	24	30.0	8	10.7	9	6.8	14	14.9		
6/8	Connecticut	W	43	22.7	56	38.4	12	11.1	21	9.7	18	13.1	27	20.9	24	29.4	9	10.5	17	7.8	18	15.2		
6/15	Atlanta	L	26	23.0	26	37.3	3	10.4	12	9.9	3	12.2	32	21.9	22	28.7	6	10.1	9	7.9	13	15.0		
6/17	at Chicago	W	10	21.9	34	37.0	3	9.8	20	10.8	40	14.5	17	21.5	50	30.5	8	9.9	8	7.9	3	14.0		
6/20	at Atlanta	L	9	20.9	52	38.2	19	10.5	13	10.9	15	14.5	26	21.8	40	31.2	9	9.8	10	8.1	15	14.1		
6/22	Dallas	W	1	19.5	36	38.0	11	10.5	14	11.1	22	15.1	23	21.9	22	30.6	15	10.2	7	8.0	23	14.7		
6/24	Minnesota	W	12	19.0	34	37.7	11	10.5	6	10.8	26	15.8	10	21.1	32	30.7	10	10.2	11	8.2	16	14.8		
6/26	at Las Vegas	W	29	19.6	38	37.8	9	10.4	6	10.5	19	16.0	20	21.1	36	31.0	2	9.7	3	7.9	12	14.6		
6/28	at Dallas	L	5	18.8	28	37.2	6	10.2	8	10.4	27	16.6	36	21.9	42	31.6	11	9.8	10	8.0	16	14.7		
7/3	at Minnesota	L	43	20.1	36	37.1	11	10.2	10	10.3	9	16.2	26	22.2	52	32.8	13	9.9	12	8.2	28	15.4		
7/8	Chicago	W	22	20.2	46	37.6	16	10.5	20	10.8	14	16.1	11	21.6	30	32.6	4	9.6	8	8.2	10	15.2		
7/10	Las Vegas	W	10	19.7	44	37.9	9	10.5	8	10.7	16	16.1	19	21.5	38	32.9	10	9.7	7	8.2	14	15.1		
7/13	at Seattle	W	17	19.6	48	38.4	12	10.5	10	10.7	17	16.1	12	21.0	30	32.8	11	9.7	6	8.0	15	15.1		
7/15	at Los Angeles	L	26	19.9	34	38.2	12	10.6	8	10.5	9	15.8	13	20.6	58	33.9	6	9.5	7	8.0	24	15.5		
7/22	Los Angeles	L	23	20.0	36	38.1	9	10.5	16	10.8	27	16.3	13	20.3	38	34.1	16	9.8	14	8.3	21	15.7		
7/26	Seattle	W	13	19.7	42	38.3	7	10.4	6	10.6	10	16.0	13	20.0	30	33.9	2	9.5	9	8.3	16	15.8		
7/27	Phoenix	L	29	20.1	32	38.0	7	10.2	2	10.2	14	16.0	17	19.9	50	34.6	4	9.3	11	8.4	22	16.0		
7/29	Chicago	W	21	20.1	52	38.5	7	10.1	6	10.1	26	16.3	7	19.4	40	34.8	12	9.4	3	8.2	10	15.8		
7/31	Golden State	L	16	20.0	32	38.3	10	10.1	13	10.2	17	16.4	28	19.7	16	34.1	11	9.4	6	8.1	3	15.3		
8/3	at Atlanta	L	10	19.6	44	38.5	13	10.2	4	10.0	20	16.5	22	19.8	54	34.8	16	9.7	15	8.4	33	15.9		
8/5	at Chicago	L	17	19.5	42	38.6	9	10.2	11	10.0	17	16.5	12	19.5	52	35.4	8	9.6	8	8.3	11	15.8		
8/8	at Minnesota	L	22	19.6	34	38.5	12	10.2	6	9.9	19	16.6	24	19.7	30	35.2	6	9.5	4	8.2	25	16.1		
8/10	at Dallas	W	28	19.9	48	38.8	9	10.2	6	9.7	22	16.8	28	19.9	20	34.7	4	9.3	11	8.3	8	15.8		
8/13	Golden State	L	24	20.0	40	38.8	9	10.2	9	9.7	17	16.8	11	19.7	22	34.3	7	9.3	7	8.3	7	15.5		
8/15	at Indiana	W	20	20.0	30	38.5	7	10.1	5	9.6	13	16.7	24	19.8	46	34.7	15	9.4	9	8.3	18	15.6		
8/17	Los Angeles	W	20	20.0	34	38.4	10	10.1	2	9.4	8	16.4	10	19.5	46	35.0	11	9.5	5	8.2	25	15.9		
8/19	Connecticut	L	11	19.7	38	38.4	10	10.1	6	9.3	10	16.2	45	20.2	40	35.1	5	9.3	10	8.2	21	16.0		
8/21	at Connecticut	L	14	19.6	28	38.1	2	9.8	6	9.2	11	16.1	25	20.4	38	35.2	16	9.5	11	8.3	20	16.1		
8/23	Las Vegas	L	19	19.6	38	38.1	8	9.8	9	9.2	15	16.1	29	20.6	26	35.0	2	9.3	10	8.4	14	16.1		
8/24	Seattle	--	--	--	--	--	--	--	--	--	--	--	--	--	--	--	--	--	--	--	--	--		
8/28	at New York	--	--	--	--	--	--	--	--	--	--	--	--	--	--	--	--	--	--	--	--	--		
8/30	at Golden State	--	--	--	--	--	--	--	--	--	--	--	--	--	--	--	--	--	--	--	--	--		
8/31	at Los Angeles	--	--	--	--	--	--	--	--	--	--	--	--	--	--	--	--	--	--	--	--	--		
9/4	Phoenix	--	--	--	--	--	--	--	--	--	--	--	--	--	--	--	--	--	--	--	--	--		
9/7	Indiana	--	--	--	--	--	--	--	--	--	--	--	--	--	--	--	--	--	--	--	--	--		
9/9	at New York	--	--	--	--	--	--	--	--	--	--	--	--	--	--	--	--	--	--	--	--	--		
	2025-26 TOTALS	16-21	724	19.6	1,410	38.1	362	9.8	339	9.2	594	16.1	762	20.6	1,294	35.0	345	9.3	309	8.4	595	16.1		





				MYSTICS									OPPONENTS									
DATE	OPPONENT	OVERALL REC	W/L	1ST	2ND	1ST HALF	3RD	4TH	2ND HALF	1ST OT	BIGGEST LEAD	TOTAL	1ST	2ND	1ST HALF	3RD	4TH	2ND HALF	1ST OT	BIGGEST LEAD	TOTAL	POINT DIFF.
5/16	Atlanta	1-0	W	20	21	41	30	23	53	--	8	94	24	21	45	25	20	45	--	12	90	4
5/18	at Connecticut	2-0	W	13	28	41	19	30	49	--	5	90	23	23	46	19	20	39	--	15	85	5
5/21	at Golden State	2-1	L	14	16	30	16	28	44	--	9	74	11	20	31	16	29	45	--	7	76	-2
5/23	at Las Vegas	2-2	L	18	24	42	17	13	30	--	12	72	16	17	33	17	25	42	--	3	75	-3
5/25	at Phoenix	2-3	L	15	7	22	22	18	40	--	6	62	13	19	32	14	22	36	--	13	68	-6
5/28	Indiana	3-3	W	19	25	44	16	23	39	--	12	83	23	17	40	13	24	37	--	6	77	6
5/30	New York	3-4	L	17	15	32	16	15	31	--	2	63	27	17	44	22	19	41	--	22	85	-22
6/3	at Indiana	3-5	L	18	16	34	21	21	42	--	5	76	19	19	38	31	16	47	--	16	85	-9
6/5	New York	3-6	L	22	12	34	23	21	44	--	6	78	17	32	49	24	13	37	--	16	86	-8
6/8	Connecticut	4-6	W	28	22	50	28	26	54	--	38	104	21	15	36	17	14	31	--	0	67	37
6/15	Atlanta	4-7	L	13	21	34	10	12	22	--	5	56	16	29	45	23	21	44	--	35	89	-33
6/17	at Chicago	5-7	W	11	21	32	24	23	47	--	7	79	26	18	44	12	16	28	--	16	72	7
6/20	at Atlanta	5-8	L	22	16	38	22	31	53	--	7	91	24	23	47	25	20	45	--	16	92	-1
6/22	Dallas	6-8	W	27	13	40	22	22	44	7	16	91	14	31	45	24	15	39	4	10	88	3
6/24	Minnesota	7-8	W	20	19	39	15	14	29	--	7	68	22	15	37	18	9	27	--	14	64	4
6/26	at Las Vegas	8-8	W	29	24	53	26	15	41	--	22	94	25	19	44	17	22	39	--	1	83	11
6/28	at Dallas	8-9	L	9	22	31	25	15	40	--	2	71	28	17	45	19	15	34	--	24	79	-8
7/3	at Minnesota	8-10	L	24	14	38	14	23	37	--	10	75	16	27	43	27	22	49	--	19	92	-17
7/8	Chicago	9-10	W	22	18	40	16	25	41	--	11	81	19	16	35	19	25	44	--	4	79	2
7/10	Las Vegas	10-10	W	15	12	27	23	20	43	--	5	70	15	25	40	15	13	28	--	15	68	2
7/13	at Seattle	11-10	W	16	15	31	16	27	43	--	8	74	10	18	28	27	14	41	--	10	69	5
7/15	at Los Angeles	11-11	L	22	12	34	23	23	46	--	1	80	26	33	59	20	20	40	--	27	99	-19
7/22	Los Angeles	11-12	L	26	9	35	32	19	51	--	16	86	16	24	40	27	26	53	--	13	93	-7
7/26	Seattle	12-12	W	16	24	40	20	9	29	--	19	69	21	14	35	10	13	23	--	8	58	11
7/27	Phoenix	12-13	L	23	23	46	12	14	26	--	6	72	21	21	42	26	20	46	--	17	88	-16
7/29	Chicago	13-13	W	30	25	55	25	23	48	--	19	103	27	20	47	22	17	39	--	3	86	17
7/31	Golden State	13-14	L	20	14	34	21	12	33	--	1	67	30	16	46	16	6	22	--	17	68	-1
8/3	at Atlanta	13-15	L	23	16	39	21	23	44	--	13	83	12	28	40	31	28	59	--	21	99	-16
8/5	at Chicago	13-16	L	10	18	28	18	18	36	--	2	64	25	10	35	26	17	43	--	19	78	-14
8/8	at Minnesota	13-17	L	22	13	35	20	21	41	--	11	76	15	23	38	20	22	42	--	4	80	-4
8/10	at Dallas	14-17	W	18	12	30	33	28	61	--	19	91	23	18	41	17	20	37	--	14	78	13
8/13	Golden State	14-18	L	12	16	28	24	31	55	--	2	83	30	16	46	24	18	42	--	25	88	-5
8/15	at Indiana	15-18	W	16	24	40	22	26	48	--	9	88	23	22	45	19	20	39	--	13	84	4
8/17	Los Angeles	16-18	W	23	30	53	24	18	42	--	14	95	18	23	41	24	21	45	--	0	86	9
8/19	Connecticut	16-19	L	23	12	35	16	18	34	--	10	69	21	26	47	15	18	33	--	19	80	-11
8/21	at Connecticut	16-20	L	11	15	26	19	11	30	--	2	56	16	17	33	23	11	34	--	15	67	-11
8/23	Las Vegas	16-21	L	26	13	39	22	20	42	--	15	81	19	25	44	24	23	47	--	18	91	-10
8/24	Seattle	--	--	--	--	--	--	--	--	--	--	--	--	--	--	--	--	--	--	--	--	--
8/28	at New York	--	--	--	--	--	--	--	--	--	--	--	--	--	--	--	--	--	--	--	--	--
8/30	at Golden State	--	--	--	--	--	--	--	--	--	--	--	--	--	--	--	--	--	--	--	--	--
8/31	at Los Angeles	--	--	--	--	--	--	--	--	--	--	--	--	--	--	--	--	--	--	--	--	--
9/4	Phoenix	--	--	--	--	--	--	--	--	--	--	--	--	--	--	--	--	--	--	--	--	--
9/7	Indiana	--	--	--	--	--	--	--	--	--	--	--	--	--	--	--	--	--	--	--	--	--
9/9	at New York	--	--	--	--	--	--	--	--	--	--	--	--	--	--	--	--	--	--	--	--	--
	2025-26 TOTALS	16-21	--	713	657	1,370	773	759	1,532	7	--	2,909	752	774	1,526	768	694	1,462	4	--	2,992	-83
	AVG/GAME	--	--	19.3	17.8	37.0	20.9	20.5	41.4	7.0	9.8	78.6	20.3	20.9	41.2	20.8	18.8	39.5	4.0	13.7	80.9	-2.2





PLAYER	MIN	FG	ATT	3FG	ATT	FT	FTA	OR	DR	TOT	AST	PF	PFD	STL	TO	BLK	PTS
Shakira Austin	32	13C	18C(2)	--	2C(2)	8	13	4C(5)	9(2)	13C	5C	5(3)	9	5C	7	4	28C
	Jun. 20	Jun. 20	Jul. 27		Aug. 3	Aug. 23	Jul. 8	Jul. 27	Jul. 26	Jun. 26	Jul. 13	Jul. 29	Jul. 8	Aug. 5	Aug. 3	Jun. 17	Jun. 20
	at ATL	at ATL	vs. PHO		at ATL	vs. LVA	vs. CHI	vs. PHO	vs. SEA	at LVA	at SEA	vs. CHI	vs. CHI	at CHI	at ATL	at CHI	at ATL
Sonia Citron	41C	10C	17C	5C(2)	8C	7C(3)	8C(2)	5C	9C	11C	6C(3)	5C(2)	7C(5)	4C	6C	2C	28C
	Jun. 22	Jul. 29	Aug. 19	Aug. 17	Jun. 28	Aug. 3	Aug. 3	Jun. 28	Jun. 22	Jun. 22	Aug. 10	Jul. 22	Aug. 13	Aug. 5	May. 25	Jul. 26	Jul. 29
	vs. DAL	vs. CHI	vs. CON	vs. LAS	at DAL	at ATL	at ATL	at DAL	vs. DAL	vs. DAL	at DAL	vs. LAS	vs. GSV	at CHI	at PHO	vs. SEA	vs. CHI
Alysha Clark	26	4	9	3	5	2(3)	4	2(2)	5(2)	7	6	3(2)	5	1(4)	1(2)	1	11
	Aug. 23	Aug. 15	Aug. 15	Aug. 15	Aug. 15	Aug. 19	Aug. 19	Aug. 17	Aug. 23	Aug. 17	Aug. 17	Aug. 13	Aug. 19	Aug. 23	Aug. 17	Aug. 17	Aug. 15
	vs. LVA	at IND	at IND	at IND	at IND	vs. CON	vs. CON	vs. LAS	vs. LVA	vs. LAS	vs. LAS	vs. GSV	vs. CON	vs. LVA	vs. LAS	vs. LAS	at IND
Stefanie Dolson	29	4(2)	7	2(5)	4(2)	4	4	2(3)	6	7	8	5	3	1(10)	3(3)	2(2)	14
	May. 23	Aug. 10	May. 23	Aug. 10	Jul. 3	Aug. 10	Aug. 10	Aug. 8	Jul. 13	Jul. 13	May. 23	Jun. 22	Aug. 10	Aug. 23	Jun. 5	May. 23	Aug. 10
	at LVA	at DAL	at LVA	at DAL	at MIN	at DAL	at DAL	at MIN	at SEA	at SEA	at LVA	vs. DAL	at DAL	vs. LVA	vs. NYL	at LVA	at DAL
Aaliyah Edwards	20	6	8(2)	--	1T(7)	5C	6(2)	5C	5(3)	7(2)	1(9)	4(2)	5	1(10)	4(2)	2	15
	Jun. 8	Jul. 3	Jul. 15		Jul. 15	Jul. 22	Jul. 22	Jun. 8	Jul. 10	Jun. 8	Aug. 5	Jul. 8	Jul. 22	Jul. 8	Jul. 3	Jul. 10	Jul. 3
	vs. CON	at MIN	at LAS		at LAS	vs. LAS	vs. LAS	vs. CON	vs. LVA	vs. CON	at CHI	vs. CHI	vs. LAS	vs. CHI	at MIN	vs. LVA	at MIN
Emily Engstler	26	5	9(2)	3C	4	5	6C	3(2)	7C	9	4(3)	5	3	3C(2)	3(3)	3	13
	Aug. 15	Aug. 13	Aug. 15	Aug. 13	Jul. 31	Jul. 29	Jul. 29	Jun. 3	Jun. 8	Jun. 8	Aug. 15	Aug. 15	Jul. 29	Aug. 19	Aug. 13	Aug. 15	Aug. 13
	at IND	vs. GSV	at IND	vs. GSV	vs. GSV	vs. CHI	vs. CHI	at IND	vs. CON	vs. CON	at IND	at IND	vs. CHI	vs. CON	vs. GSV	at IND	vs. GSV
Kiki Iriafen	37C	9C(3)	15C	1C	2C	8C	9C(3)	6C(2)	11C	15C	6C	6C	8C	5C	7C	1C(7)	23C
	Jun. 22	Aug. 10	Aug. 3	Aug. 15	Jun. 15	Aug. 17	Aug. 23	Aug. 23	Aug. 15	Aug. 23	Jun. 22	May. 16	Jun. 22	Jun. 22	May. 25	Aug. 21	Aug. 10
	vs. DAL	at DAL	at ATL	at IND	vs. ATL	vs. LAS	vs. LVA	vs. LVA	at IND	vs. LVA	vs. DAL	vs. ATL	vs. DAL	vs. DAL	at PHO	at CON	at DAL
Sika Koné	14	2	5	1	1(3)	2(3)	2(4)	2	4	5	2	4	2(2)	--	2(2)	--	4(3)
	May. 21	May. 25	May. 21	Jun. 26	Jul. 15	Jul. 15	Jul. 15	Jun. 8	May. 25	May. 25	May. 21	May. 23	Jun. 8		May. 21		Jun. 26
	at GSV	at PHO	at GSV	at LVA	at LAS	at LAS	at LAS	vs. CON	at PHO	at PHO	at GSV	at LVA	vs. CON		at GSV		at LVA
Jade Melbourne	36C	6	11(2)	3C	5(4)	5C	6C(4)	2C(2)	7C	7C	7C	6C	5C(2)	3	5C(2)	2C	15(2)
	Jun. 24	Jun. 5	Aug. 5	May. 18	Jul. 3	Aug. 15	Aug. 15	Aug. 19	May. 21	May. 21	May. 21	Aug. 17	Jun. 3	Jul. 27	Jun. 24	Aug. 15	Jun. 5
	vs. MIN	vs. NYL	at CHI	at CON	at MIN	at IND	at IND	vs. CON	at GSV	at GSV	at GSV	vs. LAS	at IND	vs. PHO	vs. MIN	at IND	vs. NYL
Lucy Olsen	38C	7C	12C	3C	7C	4C	4C	1C(8)	4C	5C	3C(6)	3C(3)	4C	1C(8)	3C(2)	1C(3)	19C
	Jun. 26	Jul. 3	Jun. 26	Jun. 26	Jun. 26	Jul. 3	Jul. 3	Aug. 13	May. 23	May. 23	Aug. 17	Aug. 3	Aug. 5	Aug. 23	Aug. 3	Aug. 10	Jul. 3
	at LVA	at MIN	at LVA	at LVA	at LVA	at MIN	at MIN	vs. GSV	at LVA	at LVA	vs. LAS	at ATL	at CHI	vs. LVA	at ATL	at DAL	at MIN
Madison Scott	10C	2C	3C	--	1C	2C	2C	1C	--	1C	1C	3C	1C	1C(2)	1C	--	4C
	Aug. 17	Aug. 19	Aug. 19		Aug. 17	Aug. 23	Aug. 23	Aug. 17		Aug. 17	Aug. 15	Aug. 19	Aug. 23	Aug. 23	Aug. 17		Aug. 19
	vs. LAS	vs. CON	vs. CON		vs. LAS	vs. LVA	vs. LVA	vs. LAS		vs. LAS	at IND	vs. CON	vs. LVA	vs. LVA	vs. LAS		vs. CON
Jacy Sheldon	22	2(2)	6	1	3(2)	4C	5C	1	1(2)	2	1	3	2	--	1	--	8
	Aug. 10	Aug. 13	Aug. 10	Aug. 13	Aug. 13	Aug. 10	Aug. 10	Aug. 10	Aug. 13	Aug. 10	Aug. 13	Aug. 13	Aug. 10		Aug. 13		Aug. 10
	at DAL	vs. GSV	at DAL	vs. GSV	vs. GSV	at DAL	at DAL	at DAL	vs. GSV	at DAL	vs. GSV	vs. GSV	at DAL		vs. GSV		at DAL
Sug Sutton	40C	7	12	3(2)	5(7)	4	6C	2C	5	5	7(3)	6C	5	4C	5	1C(3)	17
	Jun. 26	Aug. 13	Jun. 24	Jun. 26	Aug. 19	Jun. 22	Jun. 22	Jul. 22	Jun. 20	Jun. 20	Aug. 19	Aug. 10	Jun. 22	Jun. 24	Aug. 3	Jun. 5	Jun. 26
	at LVA	vs. GSV	vs. MIN	at LVA	vs. CON	vs. DAL	vs. DAL	vs. LAS	at ATL	at ATL	vs. CON	at DAL	vs. DAL	vs. MIN	at ATL	vs. NYL	at LVA
Brittney Sykes	39	13C	24C	4	6	14C	15C	2(2)	7	9	8	6C	11C	3(4)	7	2(2)	32
	Jun. 22	Jun. 17	Jun. 17	Jun. 17	May. 16	Jun. 8	Jun. 8	Jun. 17	May. 28	May. 28	Jun. 20	May. 18	May. 18	Aug. 3	May. 28	Jul. 31	Jun. 17
	vs. DAL	at CHI	at CHI	at CHI	vs. ATL	vs. CON	vs. CON	at CHI	vs. IND	vs. IND	at ATL	at CON	at CON	at ATL	vs. IND	vs. GSV	at CHI
Mystics High Games	225.0	36(2)	74	11	24(4)	28	41	14	36(2)	54	30	32	33	14(2)	27	8(2)	104
	Jun. 22	Jul. 29	May. 30	Aug. 17	Aug. 13	Jun. 22	Jun. 22	Jun. 24	Jul. 26	Jun. 8	Aug. 17	May. 18	Jun. 22	Aug. 5	May. 25	Jul. 31	Jun. 8
	vs. DAL	vs. CHI	vs. NYL	vs. LAS	vs. GSV	vs. DAL	vs. DAL	vs. MIN	vs. SEA	vs. CON	vs. LAS	at CON	vs. DAL	at CHI	at PHO	vs. GSV	vs. CON
Mystics Low Games	200.0(36)	18	51	1	10	6	9(2)	3	13	26	12(2)	12(3)	12	2(3)	6	1(7)	56(2)
	Aug. 23	Jun. 15	Aug. 21	Jun. 3	Jun. 3	Aug. 8	Aug. 8	Aug. 21	Aug. 3	Aug. 3	Jun. 15	Aug. 19	Aug. 8	Jul. 10	Jul. 31	Aug. 23	Aug. 21
	vs. LVA	vs. ATL	at CON	at IND	at IND	at MIN	at MIN	at CON	at ATL	at ATL	vs. ATL	vs. CON	at MIN	vs. LVA	vs. GSV	vs. LVA	at CON
Opponents High Games	225.0	38	80	18	42	26	32	15	37	51(2)	28	33	32	15(2)	22	10	99(2)
	Jun. 22	Jul. 15	Jul. 3	Jun. 15	Jun. 15	Jun. 22	Jun. 22	May. 16	May. 30	Jun. 22	Jul. 15	Jun. 22	May. 18	Aug. 21	Jun. 17	Jul. 26	Aug. 3
	vs. DAL	at LAS	at MIN	vs. ATL	vs. ATL	vs. DAL	vs. DAL	vs. ATL	vs. NYL	vs. DAL	at LAS	vs. DAL	at CON	at CON	at CHI	vs. SEA	at ATL
Opponents Low Games	200.0(36)	21	57(2)	2	10	6	9(3)	1	11	23	12	12	12(3)	3	6(2)	1(2)	58
	Aug. 23	May. 25	Aug. 13	Aug. 21	Jun. 17	Aug. 5	Aug. 5	Jun. 3	Aug. 17	Aug. 17	Jul. 10	Aug. 8	Aug. 19	Jul. 31	Jul. 3	Aug. 15	Jul. 26
	vs. LVA	at PHO	vs. GSV	at CON	at CHI	at CHI	at CHI	at IND	vs. LAS	vs. LAS	vs. LVA	at MIN	vs. CON	vs. GSV	at MIN	at IND	vs. SEA

"C" INDICATES A NEW CAREER-HIGH, "T" A TIED CAREER-HIGH.

NUMBERS IN PARENTHESES INDICATE THE NUMBER OF GAMES IN WHICH A PLAYER OR TEAM HAS REACHED A GIVEN TOTAL (IF MORE THAN ONE).



WNBA														
	3FGM/													
	PPG	FGM/G	FG%	G	3FG%	FT%	ORPG	DRPG	RPG	APG	SPG	TOV/G	BPG	PF/G
Aces	7	9	9	7 T	5	2	7	8	7	11	7	4	3	10
Dream	5	8	7	4	9	7	5	*1	*1	5	11	3	5	13
Fever	4	3	3	7 T	4	8	6	10	9	7	5	9	12	3
Liberty	3	5	4	*1	3	*1	12	2	8	2	4	6	4	11
Lynx	*1	*1	*1	3	*1	10	8	6	6	*1	3	2	*1	12
Mercury	6	6	8	5	7	6	4	4	5	6	6	5	9	5
<b>Mystics</b>	<b>10</b>	<b>11</b>	<b>6</b>	<b>13</b>	<b>6</b>	<b>13</b>	<b>11</b>	<b>9</b>	<b>10</b>	<b>10</b>	<b>12</b>	<b>12</b>	<b>11</b>	<b>4</b>
Sky	12	10	10	10	10	12	2	5	2	9	13	13	6	6
Sparks	2	4	2	6	2	11	10	11	11	4	9	11	10	8
<b>Storm</b>	<b>8</b>	<b>2</b>	<b>5</b>	<b>9</b>	<b>8</b>	<b>9</b>	<b>13</b>	<b>12</b>	<b>13</b>	<b>3</b>	<b>*1</b>	<b>*1</b>	<b>2</b>	<b>9</b>
Sun	13	12	12	12	13	5	9	13	12	13	2	7 T	8	*1
Valkyries	11	13	13	2	11	3	3	3	4	12	10	7 T	13	7
Wings	9	7	11	11	12	4	*1	7	3	8	8	10	7	2
EASTERN CONFERENCE														
	PPG	FGM/G	FG%	3FGM/G	3FG%	FT%	ORPG	DRPG	RPG	APG	SPG	TOV/G	BPG	PF/G
Dream	3	3	4	2	4	3	2	*1	*1	2	4	*1	2	6
Fever	2	*1	*1	3	2	4	3	5	4	3	3	4	6	2
Liberty	*1	2	2	*1	*1	*1	6	2	3	*1	2	2	*1	5
<b>Mystics</b>	<b>4</b>	<b>5</b>	<b>3</b>	<b>6</b>	<b>3</b>	<b>6</b>	<b>5</b>	<b>4</b>	<b>5</b>	<b>5</b>	<b>5</b>	<b>5</b>	<b>5</b>	<b>3</b>
Sky	5	4	5	4	5	5	*1	3	2	4	6	6	3	4
Sun	6	6	6	5	6	2	4	6	6	6	*1	3	4	*1
WESTERN CONFERENCE														
	PPG	FGM/G	FG%	3FGM/G	3FG%	FT%	ORPG	DRPG	RPG	APG	SPG	TOV/G	BPG	PF/G
Aces	4	6	5	5	3	*1	4	5	5	6	4	3	3	6
Lynx	*1	*1	*1	2	*1	6	5	3	4	*1	2	2	*1	7
Mercury	3	4	4	3	4	4	3	2	3	4	3	4	5	2
Sparks	2	3	2	4	2	7	6	6	6	3	6	7	6	4
<b>Storm</b>	<b>5</b>	<b>2</b>	<b>3</b>	<b>6</b>	<b>5</b>	<b>5</b>	<b>7</b>	<b>7</b>	<b>7</b>	<b>2</b>	<b>*1</b>	<b>*1</b>	<b>2</b>	<b>5</b>
Valkyries	7	7	7	*1	6	2	2	*1	2	7	7	5	7	3
Wings	6	5	6	7	7	3	*1	4	*1	5	5	6	4	*1
OPPONENTS														
	PPG	FGM/G	FG%	3FGM/G	3FG%	FT%	ORPG	DRPG	RPG	APG	SPG	TOV/G	BPG	PF/G
Aces	8	10	7	4	6	12	9	9	9	9	2	10	*1	8
Dream	2	4	5	*1	9	5	*1	3	*1	2	3 T	12	5	7
Fever	9	7	9	3	5	8	4 T	6	4	3	5	5	6	12
Liberty	7	8	2	9	*1	*1	13	10	13	8	6	7	3	4 T
Lynx	*1	3	3	6	7	3	8	5	5	*1	*1	2	2	3
Mercury	5	2	4	7	3	11	4 T	11 T	10	7	8	4	7	2
<b>Mystics</b>	<b>6</b>	<b>6</b>	<b>8</b>	<b>5</b>	<b>2</b>	<b>9</b>	<b>2</b>	<b>2</b>	<b>2</b>	<b>6</b>	<b>11</b>	<b>6</b>	<b>8</b>	<b>13</b>
Sky	11	12	10	12	12	2	11 T	4	6	11	13	13	13	*1
Sparks	13	13	12	13	11	13	10	*1	3	12	12	9	12	11
<b>Storm</b>	<b>4</b>	<b>5</b>	<b>6</b>	<b>2</b>	<b>8</b>	<b>10</b>	<b>7</b>	<b>13</b>	<b>12</b>	<b>5</b>	<b>3 T</b>	<b>*1</b>	<b>10</b>	<b>4 T</b>
Sun	10	9	13	8	10	6	11 T	11 T	11	10	7	3	4	6
Valkyries	3	*1	*1	10	4	7	3	7	7	4	9	11	9	10
Wings	12	11	11	11	13	4	6	8	8	13	10	8	11	9

\* = WNBA leader | T = Tied for position





## DATE TRANSACTION

### AUGUST

Aug. 21, 2025 ..... Signed guard Madison Scott to a second seven-day contract.

Aug. 14, 2025 ..... Signed guard Madison Scott to a seven-day contract.

Aug. 7, 2025 ..... Acquired Jacy Sheldon and a 2026 first-round pick swap (Minnesota's own with New York's own) in exchange for forward Aaliyah Edwards.

Aug. 5, 2025 ..... Acquired the Seattle Storm's first-round pick in the 2026 WNBA Draft along with forward Alysha Clark and guard Zia Cooke in exchange for guard Brittney Sykes. In order to complete the trade, the Mystics waived forward Sika Koné...In a subsequent move, Washington waived guard Zia Cooke.

### JULY

July 18, 2025 ..... Suspended (Partial Season) the contract of Sika Koné

### MAY

May 14, 2025 ..... Waived Lauren Jensen, Ashten Prectel, Zaay Green, and Khadijah Cave

May 7, 2025 ..... Signed Lauren Jensen to a training camp contract

May 4, 2025 ..... Waived Morgan Jones

May 4, 2025 ..... Waived JoJo Lacey

### APRIL

April 14, 2025 ..... Traded Karlie Samuelson to the Minnesota Lynx for a 2026 first round pick (their own)

April 14, 2025 ..... Selected Sonia Citron with the 3<sup>rd</sup> overall pick

April 14, 2025 ..... Selected Kiki Iriafen with the 4<sup>th</sup> overall pick

April 14, 2025 ..... Selected Georgia Amooore with the 6<sup>th</sup> overall pick

April 14, 2025 ..... Selected Lucy Olsen with the 23<sup>rd</sup> overall pick

April 14, 2025 ..... Selected Zaay Green with the 32<sup>nd</sup> overall pick

April 19, 2025 ..... Signed Ashten Prectel to a training camp contract

April 19, 2025 ..... Signed Khadijah Cave to a training camp contract

April 19, 2025 ..... Signed Morgan Jones to a training camp contract

April 19, 2025 ..... Signed JoJo Lacey to a training camp contract





**#8 GEORGIA AMOORE**  
GUARD




**#0 SHAKIRA AUSTIN**  
CENTER



**#22 SONIA CITRON**  
GUARD



**#32 ALYSHA CLARK**  
FORWARD



**#31 STEFANIE DOLSON**  
CENTER




**#21 EMILY ENGSTLER**  
FORWARD




**#44 KIKI IRIAFEN**  
FORWARD



**#5 JADE MELBOURNE**  
GUARD



**#33 LUCY OLSEN**  
GUARD



**#24 MADISON SCOTT**  
GUARD



**#4 JACY SHELDON**  
GUARD




**#1 SUG SUTTON**  
GUARD

## COACHING STAFF



**SYDNEY JOHNSON**  
HEAD COACH



**EMRE VATANSEVER**  
ASSISTANT COACH



**JESSIE MILLER**  
ASSISTANT COACH



**BARB TURNER**  
ASSISTANT COACH



**CLINTON CROUCH**  
PLAYER DEVELOPMENT  
LEAD