



Washington Mystics (13-16) @ Minnesota Lynx (25-5)



Friday, August 8th, 2025 — Target Center — 7:30 pm EDT — Regular Season Game #30 — Away Game #15

LAST GAME'S STARTERS

PLAYER / 2025-26 REGULAR SEASON AVERAGES

#1	Sug Sutton			G • 5-8 • Texas-Austin/USA • 3rd Season		
GP/GS	PPG	RPG	APG	SPG	BPG	MPG
28/28	7.7	1.7	3.3	0.9	0.1	25.3
#5	Jade Melbourne			G • 5-10 • Cranberra Capitals/Australia • 2nd Season		
GP/GS	PPG	RPG	APG	SPG	BPG	MPG
28/5	6.2	2.0	2.6	0.6	0.1	23.5
#22	Sonia Citron			G • 6-1 • Notre Dame/USA • Rookie		
GP/GS	PPG	RPG	APG	SPG	BPG	MPG
29/29	14.3	4.6	2.2	1.3	0.4	32.8
#44	Kiki Iriafen			PF • 6-3 • Southern California/USA • Rookie		
GP/GS	PPG	RPG	APG	SPG	BPG	MPG
29/29	12.1	8.2	1.4	0.7	0.1	26.4
#0	Shakira Austin			C • 6-5 • Mississippi/USA • 3rd Season		
GP/GS	PPG	RPG	APG	SPG	BPG	MPG
26/18	12.5	6.7	1.8	1.3	1.1	23.0

THE 2025 WASHINGTON MYSTICS MEDIA GUIDE IS AVAILABLE ONLINE AT HOOPSOMG.COM

2025-26 REGULAR SEASON MYSTICS RECORDS

	RECORD	HOME	ROAD	OT
OVERALL	13-16	9-6	4-10	1-0
WESTERN	6-9	4-3	2-6	1-0
EASTERN	7-7	5-3	2-4	--
	13-16	9-6	4-10	1-0
STREAKS OVERALL: LOST 3 WEST: LOST 1 EAST: LOST 3 : LOST 3				

UPCOMING GAMES

DATE	OPPONENT	TIME (ET)	TV
Sun, Aug. 10	at DAL	4:00 pm	--
Wed, Aug. 13	vs. GSV	7:30 pm	--
Fri, Aug. 15	at IND	7:30 pm	--
Sun, Aug. 17	vs. LAS	3:00 pm	--
Tue, Aug. 19	vs. CON	7:30 pm	--

BROADCAST INFORMATION

TV: ION (Marney Gellner, Lea B. Olsen, Allie Mosley)

GAME STATUS REPORT

Jacy Sheldon - NWT
Georgia Amoore - ACL Injury - OUT

UPCOMING MILESTONES

- 🏀 Kiki Iriafen (238) needs nine rebounds to hold the all-time rookie record for rebounds in a single season (Chamique Holdsclaw; 246).
- 🏀 Stefanie Dolson (299) needs one more blocks to total 300 for her career.
- 🏀 Sonia Citron (414) needs 33 points to move past Alana Beard (446) for the third-most points by a Mystics rookie.
- 🏀 Citron (24) needs five more 10+ point outings to hold the rookie franchise record for 10+ point games in a rookie season.
- 🏀 Shakira Austin (969) needs 31 points to reach 1,000 career points.

MYSTICS 2025 REGULAR SEASON SCHEDULE

DATE	OPPONENT	SCORE	RECORD
5/16	vs. Dream	94-90	W 1-0
5/18	@ Sun	90-85	W 2-0
5/21	@ Valkyries	74-76	L 2-1
5/23	@ Aces	72-75	L 2-2
5/25	@ Mercury	62-68	L 2-3
5/28	vs. Fever	83-77	W 3-3
5/30	vs. Liberty	63-85	L 3-4
6/3	@ Fever	76-85	L 3-5
6/5	vs. Liberty	78-86	L 3-6
6/8	vs. Sun	104-67	W 4-6
6/15	vs. Dream	56-89	L 4-7
6/17	@ Sky	79-72	W 5-7
6/20	@ Dream	91-92	L 5-8
6/22	vs. Wings	91-88*	W 6-8
6/24	vs. Lynx	68-64	W 7-8
6/26	@ Aces	94-83	W 8-8
6/28	@ Wings	71-79	L 8-9
7/3	@ Lynx	75-92	L 8-10
7/8	vs. Sky	81-79	W 9-10
7/10	vs. Aces	70-68	W 10-10
7/13	@ Storm	74-69	W 11-10
7/15	@ Sparks	80-99	L 11-11
7/22	vs. Sparks	86-93	L 11-12
7/26	vs. Storm	69-58	W 12-12
7/27	vs. Mercury	72-88	L 12-13
7/29	vs. Sky	103-86	W 13-13
7/31	vs. Valkyries	67-68	L 13-14
8/3	@ Dream	83-99	L 13-15
8/5	@ Sky	64-78	L 13-16
8/8	@ Lynx	7:30 pm	--
8/10	@ Wings	4:00 pm	--
8/13	vs. Valkyries	7:30 pm	--
8/15	@ Fever	7:30 pm	--
8/17	vs. Sparks	3:00 pm	--
8/19	vs. Sun	7:30 pm	--
8/21	@ Sun	7:00 pm	--
8/23	vs. Aces	3:00 pm	--
8/24	vs. Storm	3:00 pm	--
8/28	@ Liberty	7:00 pm	--
8/30	@ Valkyries	8:30 pm	--
8/31	@ Sparks	8:00 pm	--
9/4	vs. Mercury	7:30 pm	--
9/7	vs. Fever	3:00 pm	--
9/9	@ Liberty	7:00 pm	--

QUICK HITS

JADE MELBOURNE

- 🏀 Has started in 5 games this season.
- 🏀 Has totaled 14 games with 3+ assists.

SHAKIRA AUSTIN

- 🏀 Averaging 14.7 points, 7.4 rebounds, 2.3 assists, 1.3 blocks, and 1.6 steals as a starter.
- 🏀 Has totaled three double-doubles on the season (last: 7/26 vs. SEA).
- 🏀 Recorded 10+ points in 17 games, 20+ points in three games, and scored in double figures in eight of her last 11 games.

SONIA CITRON

- 🏀 Has scored in double figures in 24 games this season and recorded four 20+ point games (scored career-best 28 points on 7/29 vs. CHI).
- 🏀 Currently ranks second among rookies in scoring, averaging 14.3 points per game.
- 🏀 Has totaled three double-doubles on the season - second most by a rookie this season.

SUG SUTTON

- 🏀 Has made 28 starts...Her 7.7 points are the second most she has averaged in her career (most since 2023).
- 🏀 Has posted 5+ assists in five games and 10+ points in 10 games.

KIKI IRIAFEN

- 🏀 Has totaled a rookie franchise record eight double-doubles on the season, the most by a rookie this season.
- 🏀 Her 12.1 points per game rank third among rookies...Her 8.2 rebounds are the sixth most in the WNBA.
- 🏀 Has totaled a franchise rookie-best 10 games with 10+ rebounds (last: 7/27 vs. PHX).





NO.	PLAYER	POS.	HT.	BIRTHDATE	PRIOR TO WNBA/HOME COUNTRY	WNBA EXP.
8	Georgia Amoore	G	5-7	04/03/2001	Kentucky/Australia	R
0	Shakira Austin	C	6-5	07/25/2000	Mississippi/USA	3
22	Sonia Citron	G	6-1	10/22/2003	Notre Dame/USA	R
32	Alysha Clark	F	5-11	07/07/1987	Middle Tennessee State University/USA	12
31	Stefanie Dolson	C	6-5	01/08/1992	Connecticut/USA	11
21	Emily Engstler	F	6-1	05/01/2000	Louisville/USA	3
44	Kiki Iriafen	F	6-3	08/26/2003	Southern California/USA	R
5	Jade Melbourne	G	5-10	08/18/2002	Cranberra Capitals/Australia	2
33	Lucy Olsen	G	5-10	05/26/2003	Iowa/USA	R
4	Jacy Sheldon	G	5-10	08/23/2000	Ohio State/USA	1
1	Sug Sutton	G	5-8	12/17/1998	Texas-Austin/USA	3

STAFF

HEAD COACH.....Sydney Johnson (Princeton)
ASSISTANT COACHES.....Emre Vatansever (Marmara), Jessie Miller (Univ. of Illinois Chicago), Barb Turner (Connecticut)
PLAYER DEVELOPMENT LEAD.....Clinton Crouch (Saint Francis)
PHYSIOTHERAPIST.....Derrick Larkins
HEAD ATHLETIC TRAINER.....Regina Parquet
HEAD OF ATHLETE REHABILITATION.....Kala Flagg
DIRECTOR, ATHLETE PHYSICAL HEALTH AND PERFORMANCE.....Ellie Somers

PRONUNCIATION GUIDE

Georgia Amoore (A-more); **Sonia Citron** (Sone-yuh Sih-tron);
Kiki Iriafen (EER-ee-ah-FENN); **Jade Melbourne** (Mel-Bin);
Jacy Sheldon (Jay-cee); **Sug Sutton** (shug (like "sugar"))

STAFF PRONUNCIATIONS:

Emre Vatansever (ehm-RAY vah-TAWN-sehv-er)

NUMERICAL ROSTER

0 Shakira Austin	1 Sug Sutton
4 Jacy Sheldon	5 Jade Melbourne
8 Georgia Amoore	21 Emily Engstler
22 Sonia Citron	31 Stefanie Dolson
32 Alysha Clark	33 Lucy Olsen
44 Kiki Iriafen	





2025-26 REGULAR SEASON	PPG	OPP. PPG	FG%	3FG%	FT%	RPG	APG	SPG	TO	BPG
Mystics	78.3	80.6	.434	.322	.747	34.1	18.7	6.90	15.4	3.14
Lynx	87.3	75.8	.469	.368	.779	34.7	23.9	8.30	13.1	5.10



2025-26 REGULAR SEASON INDIVIDUAL BESTS			2025-26 REGULAR SEASON LYNX BESTS			2025-26 REGULAR SEASON TEAM		
Points	19	Lucy Olsen @ MIN 7/3/25, Shakira Austin vs. MIN 6/24/25	Points	28	Napheesa Collier @ MIN 7/3/25	Biggest Win	4	vs. MIN 6/24/25
Rebounds	11	Kiki Iriafen vs. MIN 6/24/25	Rebounds	15	Jessica Shepard vs. MIN 6/24/25	Biggest Loss	17	@ MIN 7/3/25
Assists	5	Jade Melbourne vs. MIN 6/24/25	Assists	8	Courtney Williams @ MIN 7/3/25			

ALL-TIME SERIES FACTS (MYSTICS, REGULAR SEASON)			ALL-TIME SERIES FACTS (OPPONENT, REGULAR SEASON)		
MYSTICS			LYNX		
Largest Margin of Victory	23, Sep. 5, 2023 (100-77)		Largest Margin of Victory	29, Aug. 17, 2012 (98-69)	
Most Points	107, Jul. 1, 2010		Most Points	99, Aug. 17, 2024	
Low Points	52, Jul. 7, 2001		Low Points	48, Aug. 21, 1999	

2025-26 REGULAR SEASON VS. LYNX			2024-25 REGULAR SEASON VS. LYNX			SERIES HISTORY VS. LYNX			
DATE	SITE	TIME/RESULT	DATE	SITE	RESULT	ALL-TIME	STREAKS	LAST WIN	LAST LOSS
6/24/25	Washington	W, 68-64	7/6/24	Minnesota	L, 67-74	Overall	27-33	Lost 1	6/24/25 7/3/25
7/3/25	Minnesota	L, 75-92	8/15/24	Minnesota	L, 68-79	Home	16-15	Won 1	6/24/25 9/8/24
8/8/25	Minnesota	7:30 pm	8/17/24	Washington	L, 83-99	Road	11-18	Lost 4	6/10/22 7/3/25
			9/8/24	Washington	L, 71-78				

SERIES NOTES

🔊 Washington is 1-1 this season against Minnesota this season. The Mystics earned a 68-64 home win on June 24 and suffered a 92-75 road loss on July 3.

🔊 In their last matchup, Lucy Olsen went 7-10 from the field and led the team with a career-high 19 points. Olsen's 19 points were the most by a Mystics reserve this season.

🔊 Washington's 6/24 game vs. Minnesota, snapped a four game losing streak. Prior to the Mystics' 6/24 win, they last beat Minnesota at home on Aug. 29, 2023.

🔊 On 6/24, Washington held the Lynx to 3-18 (.167) from three-point territory, the third lowest percentage in series history (and their lowest percentage since 2010).

PREVIOUS MEETINGS

LYNX 92, MYSTICS 75 – JULY 3, 2025 – TARGET CENTER – MINNEAPOLIS, MN – GAME #18 (8-10, 3-7 AWAY)

TEAM	1	2	3	4	OT	FINAL	FG	FGA	FG%	3FG%	FT%	OR	DR	TR	A	PF	ST	TO	BS
WAS	24	14	14	23	-	75	27	60	.450	.150	.783	5	30	35	15	12	2	20	2
MIN	16	27	27	22	-	92	37	80	.463	.346	1.000	7	23	30	24	18	8	6	5
TEAM	HIGH PTS			HIGH REB		HIGH AST			TEAM	HIGH PTS			HIGH REB		HIGH AST				
WAS	L. Olsen: 19			K. Iriafen: 7		J. Melbourne: 4			MIN	N. Collier: 28			C. Williams: 6		C. Williams: 8				

AP -- Napheesa Collier scored 28 points, Courtney Williams had 10 points, six rebounds, eight assists and five steals and the Minnesota Lynx beat the Washington Mystics 92-75 on Thursday night for their third straight regular-season victory. Minnesota bounced back from its 74-59 loss to Indiana on Tuesday in the [Commissioner's Cup](#) final that did not count in the standings. Collier, who was scoreless in the first quarter, scored the last seven points of a 12-2 run to begin the second half for a 55-40 lead. Minnesota outscored the Mystics 27-14 in the third for a 70-52 lead. Collier was 11 of 21 from the field and finished with 25 or more points for the eighth time this season. Alanna Smith and Kayla McBride each added 10 points for Minnesota (15-2). The Lynx scored 28 points off 20 Washington turnovers. Rookie Lucy Olsen came off the bench and scored a season-high 19 points for Washington (8-10). Aaliyah Edwards added a season-high 15 points and Shakira Austin scored 10. Brittney Sykes, averaging a team-high 18.6 points, went 2 of 9 from the field and finished with seven points. Minnesota led 43-38 at halftime after closing on a 17-5 run that was capped by Smith's 3-pointer just before the buzzer. The Lynx didn't trail after going up 37-36 in the second quarter. Washington shot 45% from the field, despite going 3 for 20 from 3-point range.

MYSTICS 68, LYNX 64 – JUNE 24, 2025 – CAREFIRST ARENA – WASHINGTON, DC – GAME #15 (7-8, 5-3 HOME)

TEAM	1	2	3	4	OT	FINAL	FG	FGA	FG%	3FG%	FT%	OR	DR	TR	A	PF	ST	TO	BS	
MIN	22	15	18	9	-	64	22	58	.379	.167	.680	9	30	39	15	16	9	19	8	
WAS	20	19	15	14	-	68	27	73	.370	.385	.750	14	26	40	17	18	10	16	1	
TEAM	HIGH PTS			HIGH REB			HIGH AST			TEAM	HIGH PTS			HIGH REB			HIGH AST			
WAS	S. Austin: 19			K. Iriafen: 11			J. Melbourne: 5			MIN	A. Smith: 26			J. Shepard: 15			J. Shepard/C. Williams: 4			

MYSTICS 2025 AVERAGES																						
PLAYER	GP-GS	MIN	MPG	FG-ATT	FG%	3FG-ATT	3FG%	FT-FTA	FT%	OFF	DEF	TOT/AVG	AST	APG	PF-D	STL	SPG	TO	BLK	BPG	PTS	AVG
Citron	29-29	950	32.8	139-307	.453	45-122	.369	91-104	.875	22	112	134/4.6	65	2.2	62-118	37	1.28	53	12	0.41	414	14.3
Sykes	25-25	774	30.9	120-317	.379	21-66	.318	124-158	.785	12	73	85/3.4	109	4.4	67-125	31	1.24	68	8	0.32	385	15.4
Iriafeñ	29-29	766	26.4	134-284	.472	0-3	.000	84-109	.771	76	162	238/8.2	41	1.4	93-86	21	0.72	54	4	0.14	352	12.1
Austin	26-18	598	23.0	131-278	.471	0-9	.000	64-97	.660	48	125	173/6.7	47	1.8	64-81	33	1.27	72	29	1.12	326	12.5
Sutton	28-28	710	25.3	78-173	.451	31-78	.397	28-37	.757	6	41	47/1.7	92	3.3	35-36	25	0.89	49	3	0.11	215	7.7
Melbourne	28-5	659	23.5	61-157	.389	22-69	.319	29-47	.617	12	43	55/2.0	74	2.6	69-56	18	0.64	42	3	0.11	173	6.2
Edwards	21-0	279	13.3	45-94	.479	0-7	.000	35-56	.625	25	44	69/3.3	9	0.4	28-46	10	0.48	23	6	0.29	125	6.0
Olsen	26-0	296	11.4	36-80	.450	14-37	.378	11-14	.786	6	20	26/1.0	29	1.1	28-16	5	0.19	12	2	0.08	97	3.7
Dolson	29-11	443	15.3	35-95	.368	13-51	.255	5-8	.625	10	56	66/2.3	40	1.4	72-17	9	0.31	24	9	0.31	88	3.0
Engstler	25-0	276	11.0	26-68	.382	8-36	.222	12-18	.667	27	51	78/3.1	30	1.2	28-16	11	0.44	22	15	0.60	72	2.9
Koné	11-0	74	6.8	7-18	.389	1-3	.333	8-9	.889	3	15	18/1.6	5	0.5	10-9	0	0.00	6	0	0.00	23	2.1
MYSTICS	29	5,819	200.7	812-1,871	.434	155-481	.322	491-657	.747	247	742	989/34.1	541	18.7	556-606	200	6.90	425	91	3.14	2,270	78.3
OPPONENTS	29	5,819	200.7	836-1,922	.435	221-712	.310	445-557	.799	229	727	956/33.0	558	19.2	606-556	229	7.90	391	127	4.38	2,338	80.6

SINGLE GAME HIGHS																						
PLAYER	MIN	FG	ATT	FG%	3FG	ATT	3FG%	FT	FTA	FT%	OFF	DEF	TOT	AST	PF	FD	STL	TO	BLK	PTS		
Sug Sutton	40	6	12	1.000 (3)	3 (2)	5 (4)	1.000 (3)	4	6	1.000 (9)	2	5	5	6 (3)	3 (2)	5	4	5	1 (3)	17		
Sika Koné	14	2	5	1.000 (3)	1	1 (3)	1.000	2 (3)	2 (4)	1.000 (4)	2	4	5	2	4	2 (2)	--	2 (2)	--	4 (3)		
Jade Melbourne	36	6	11 (2)	1.000	3	5 (4)	1.000	4 (2)	6 (2)	1.000 (7)	2	7	7	7	5 (3)	5 (2)	3	5 (2)	1 (3)	15 (2)		
Brittney Sykes	39	13	24	.615	4	6	1.000	14	15	1.000 (3)	2 (2)	7	9	8	6	11	3 (4)	7	2 (2)	32		
Emily Engstler	20	3	7	1.000 (2)	2	4	1.000 (3)	5	6	1.000 (2)	3 (2)	7	9	4 (2)	4	3	1 (11)	2 (4)	2 (2)	8		
Sonia Citron	41	10	15 (2)	.857	5	8	1.000	7 (3)	8 (2)	1.000 (15)	5	9	11	6 (2)	5 (2)	7 (3)	4	6	2	28		
Stefanie Dolson	29	4	7	1.000	2 (3)	4 (2)	1.000 (2)	2 (2)	3	1.000 (3)	2 (2)	6	7	8	5	2 (4)	1 (9)	3 (3)	2 (2)	8 (3)		
Lucy Olsen	38	7	12	1.000 (6)	3	7	1.000 (3)	4	4	1.000 (4)	1 (6)	4	5	3 (4)	3 (3)	4	1 (5)	3 (2)	1 (2)	19		
Kiki Iriafeñ	37	9 (2)	15	1.000	--	2	--	6 (4)	9	1.000 (8)	6	10 (2)	14	6	6	8	5	7	1 (4)	22 (2)		
Shakira Austin	32	13	18 (2)	1.000	--	2 (2)	--	7	13	1.000 (4)	4 (5)	9 (2)	13	5	5 (3)	9	5	7	4	28		
Aaliyah Edwards	20	6	8 (2)	1.000	--	1 (7)	--	5	6 (2)	1.000 (2)	5	5 (3)	7 (2)	1 (9)	4 (2)	5	1 (10)	4 (2)	2	15		
MYSTICS	225	36	74	.571	10 (3)	24 (3)	.526	28	41	.944	14	36 (2)	54	25 (2)	32	33	14 (2)	27	8 (2)	104		
	(2)																					
OPPONENTS	225	38	80	.563	18	42	.429	26	32	1.000	15	37	51 (2)	28	33	32	15	22	10	99 (2)		





Team:

- The Mystics are set to play 44 regular season games for the first time in league history. The 44-game season is an increase from the WNBA's 40-game season the past two years.
- Washington will appear on national TV (ESPN3, CBSSN, ION, NBA TV) 17 times this season.
- Washington has 10 afternoon games this season, with seven of the 10 games having a 3:00 p.m. tip-time.
- The Mystics will play four games away from CareFirst Arena this season. Washington's annual Camp Day game will be played on Tuesday, July 8 at Eagle Bank Arena in Fairfax, VA. The Mystics will also play two games at CRF Bank Arena in Baltimore, MD.
- Washington's opening night roster has four rookies, the most since 2011 (four rookies).
- Washington holds four international players on their opening night roster (Australia, Mali/Spain, Canada), the second consecutive season the Mystics have held four or more players on their opening night roster.
 - This marks the fourth consecutive year (2022-25) Washington's opening night roster has held an international player.
- The Mystics' opening night roster had an average age of 24-348 which ranked as the youngest in the WNBA. This marked the youngest roster Washington has had on opening night since 2016 (24-183).
- All but two of Washington's players have three or fewer years of experience. Veterans Stefanie Dolson (11 seasons) and Alysha Clark (12 seasons) are the only players on the roster with four-plus years of service.
- The Mystics aim to average 20+ assists per game for the fourth time in franchise history, having previously accomplished the feat in 2024, 2022, and 2019. Washington averaged 21.6 assists per game in 2023.
- The Mystics averaged 7.3 steals per game in 2024 and will look to record seven or more steals per game for the 20th time in franchise history — and for the fifth time since 2020.
- Washington is targeting a top-five finish in pace for the first time since the 2013 season, when they ranked fourth (93.29; 4th).
- The Mystics are looking to average 20.0 free throw attempts per game, the first time since the 2017 season (21.4).

Individual:

- Veteran center **Stefanie Dolson** looks to build on her three-point success from last season. Dolson shot 46.5% from beyond the arc in 2024, the third-highest percentage in the league, and the second consecutive season she has shot at least 40.0% from three-point territory.
 - Her 72 three-point makes in 2024 were the most by any center.
 - Dolson totaled at least 300 points, 150 rebounds, 100 assists, and 50 three-pointers last season, joining T. Catchings (2012) and J. Loyd (2024) as the only players to amass those benchmarks in the 10th or later season of their career.
 - At the age of 33, Dolson would become the oldest player in WNBA history to record those totals in a single season.
- Center **Shakira Austin** is coming off a career-best season, posting career highs in points (11.8), steals (1.3), and both free throw attempts (4.5) and makes (3.0).
 - In 2025, she aims to average at least 12.0 points and 7.0 rebounds, which would make her the seventh Mystic in franchise history to reach those averages.
- **Rookie Watch:**
 - The Mystics aim to have a rookie average at least 8.0 points per game during the 2025 season. If accomplished, it would mark the 13th rookie in franchise history to do so, and the first since Shakira Austin (2022).
 - Only six rookies in Mystics history have averaged 10.0+ points per game, with the last coming in 2018 (A. Atkins).
- Washington is also targeting a rookie average 3.0 assists per game – which would be just the seventh time in team history that a rookie reached that assist mark (last: Natasha Cloud, 2015).
- For the second consecutive season, the Mystics look to have a rookie average 5.0 rebounds per game.
 - Since 2020, Washington has had two rookies achieve this feat. The Mystics would join Chicago and Indiana as the only teams since 2020 to have at least three rookies average 5.0 rebounds in their debut seasons.



ROOKIE RANKS

- Washington’s two rookies, Sonia Citron and Kiki Iriafen, rank at the top of the rookie class in multiple statistical categories:

2025 ROOKIE RANKS - CITRON		
CATEGORY	AVERAGE	RANK
Points	14.3	2nd
Rebounds	4.6	5th
Assists	2.2	6th
FG%	45.3	7th
3P%	36.9	5th

2025 ROOKIE RANKS - IRIAFEN		
CATEGORY	AVERAGE	RANK
Points	12.1	3rd
Rebounds	8.2	1st
FG%	47.2	4th
FTA	109 (total)	1st

- Iriafen and Citron are both averaging 10.0+ points per game, potentially becoming the first rookie duo to average 10+ points in a season in franchise history.
- The last rookie teammates to each average 10.0+ points in a season were Alyssa Thomas and Chiney Ogumike (CON; 2014).
- Iriafen (21) and Citron (24) became the fourth and fifth Mystics rookies to total 20 10+ point games in their debut season.

ROOKIES THAT AVERAGED 12+ PT, 5+ REB, 2+ AST DURING FIRST HALF OF ALL-STAR SEASON

PLAYER	SEASON	PPG	RPG	APG
S. Citron	2025	14.1	5.0	2.0
C. Clark	2024	17.1	5.8	8.2
A. Boston	2023	15.4	8.4	2.3
A. Wilson	2018	20.0	8.6	2.5
T. Catchings	2002	17.8	8.2	3.2
S. Cash	2002	14.6	6.0	2.4
B. Lennox	2000	15.4	5.7	2.1
C. Holdsclaw	1999	18.7	8.9	2.8
S. Sam	1999	12.8	5.3	2.0

ROOKIES THAT AVERAGED 10+ PT, 8+ REB, 45.0+ FG% DURING FIRST HALF OF ALL-STAR SEASON

PLAYER	SEASON	PPG	RPG	FG%
K. Iriafen	2025	11.9	8.5	46.0%
A. Boston	2023	15.4	8.4	61.0%
C. Ogumike	2014	15.3	8.5	53.4%
C. Ford	2003	11.5	11.1	47.9%
T. Williams	2002	10.8	8.0	55.5%
C. Holdsclaw	1999	18.7	8.9	45.3%
Y. Griffith	1999	19.5	12.5	54.8%
N. Williams	1999	19.8	10.2	55.3%

THE STAGE IS HER COURT

- On 7/29 vs. CHI, Citron scored a career-high 28 points (10-15 FG).
- Citron has recorded four 20+ point games this season, with three coming in the first half of the season, the third most 20+ point games by a rookie in a first half of a season in franchise history. All three of her 20+ point games came in the month of June, the first rookie since Alana Beard (September, 2004) to total three or more 20+ point games in a single month (Beard; 6).
- Her four 20+ point games are the second most by a rookie this season.
- Citron is the only rookie in the WNBA this season with multiple games of 20+ points and 10+ rebounds.
- She has also recorded three double-double on the season, becoming just the second rookie in Mystics history with multiple 20+ point, 10+ rebound games in a season.
- She is also the first rookie in franchise history to post a 25+ point, 10+ rebound game and she is the first rookie this season to accomplish this feat.

ROOKIE REPORT

- Iriafen is averaging 8.2 rebounds per game, the sixth most in the WNBA.
- She is also averaging 2.8 second chance points, the most by any rookie this season (sixth most overall).
- Iriafen has totaled 19 games with 10+ points and 5+ rebounds, moving her into second place for the most such games by a rookie in Mystics history.
On 7/27 vs. PHX, Iriafen became the youngest Mystic and the fourth youngest player in WNBA history to reach 200 career rebounds (21y, 334d).
- Sonia Citron has totaled 414 points, 134 rebounds and 65 assists in 29 career games, becoming the second fastest Mystics rookie to amass 300 points, 100 rebounds and 45 assists. Citron is the youngest Mystics rookie to accomplish this feat.

MYSTICS ROOKIES TO REACH 300+ PTS, 100+ REB, 45+ ASTS

PLAYER	SEASON/G REACHED	PTS	REB	AST
C. Holdsclaw	1999/19	525	246	74
S. Citron	2025/22	414	134	65
A. Beard	2004/27	446	143	91
T. Johnson	2005/33	315	104	177

2025; ROOKIE GAMES W/ 10+ PTS/5+ REB

PLAYER	TEAM	GAMES
Kiki Iriafen	WAS	19
Sonia Citron	WAS	10
Paige Bueckers	DAL	9
Janelle Salaun	GSV	6
Aneesah Morrow	CON	6

STEADY SONIA

- Sonia Citron ranks second in scoring among rookies, averaging 14.3 points per game on 45.3% shooting from the field and 36.9% from three-point range.
- Her 14 consecutive games of scoring in double figures ended on 6/24, which ranks as third longest for a rookie in franchise history.
- She has totaled 24 games of 10+ points, and recorded 10+ points the last six consecutive games, including 15+ points in each three of her last four games. Citron’s 24 games are tied for the most by a rookie this season and most by a Mystic.
- Citron is averaging 8.2 points in the second half - the second most by a rookie in the league.
- On 8/5, Citron notched her 12th multi-steal game this season, ranking third among WNBA rookies.

MYSTICS ROOKIES 2ND HALF OF GAME SCORING

SEASON	PLAYER	PT TOTAL
2025	Sonia Citron	239
2025	Kiki Iriafen	168
2024	Julie Vanloo	119
2024	Aaliyah Edwards	111
2023	Li Meng	106

* Top Mystics Rookies since 2023

- Citron finished the first half of the season as the only player in the WNBA averaging at least 12.0+ points, 4.0+ rebounds, 2.0+ assists while holding shooting splits of .450/.360.

1st HALF 2025; PLAYERS AVERAGING 12+ PTS, 4+ REB, 2+ AST ON 45.0+ FG% & 36.0+ 3P%

PLAYER	PTS/G	REB/G	AST/G	FG%	3P%
S. Citron	14.1	5.0	2.0	45.0%	36.5%

MYSTICS: 10+ PT GAME STREAK (ROOKIE)

PLAYER	STREAK
N. McCray	16
C. Holdsclaw	15
S. Citron	14
C. Holdsclaw	12
K. Iriafen	10

2025; ROOKIE 50.0% FG% GAMES

PLAYER	GAMES
S. Citron	12
P. Bueckers	11
K. Iriafen	10
D. Malonga	8
L. Geiselsoder	7
M. Akoa Makani	6

*MIN 7 FGA





CITRON'S JUNE & JULY

- In the month of June, Sonia Citron averaged 15.6 points, 5.7 rebounds, 2.2 assists, and 1.6 steals per game.
- She was the only rookie in the month to average at least 15+ points, 5+ rebounds, and 2+ assists while shooting 45.0% from the field and 37.0% from three-point range. Citron joins Napheesa Collier, Allisha Gray, and Nneka Ogwumike as the only players to hold these averages.
- During the month of July, Citron averaged 12.9 points, 4.4 rebounds, 2.4 assist, and 11 steals per game. Citron was the only rookie to average at least 12.0 points, 4.0 rebounds and 2.0 assists.

LAST 5 ROOKIES TO AVERAGE AT LEAST 15 PTS, 5 REB, 2 AST, 45% FG, 37% IN A MONTH

PLAYER	MONTH	PTS	REB	AST	FG%	3P%
S. Citron	Jun. '25	15.6	5.7	2.2	46.8%	37.0%
N. Collier	Aug. '19	15.9	6.8	3.0	54.3%	40.0%
D. DeShields	Aug. '18	16.3	5.0	2.7	48.9%	38.9%
B. Stewart	Sept. '16	18.3	9.3	3.0	41.5%	40.0%
B. Stewart	Jul. '16	20.0	9.3	4.0	45.0%	41.0%

DOUBLE-DOUBLE KIKI

- On 7/29 vs. CHI, Kiki Iriafen recorded her eighth double-double of the season - posting a career-best 22 points and 10 rebounds.
- Iriafen's eight double-doubles are most by a rookie in franchise history, surpassing Chamique Holdsclaw (6).
- She became the first rookie in franchise history to record four consecutive double-doubles, and joined Caitlin Clark and Angel Reese as the only rookies since 2020 to achieve this feat. Her four consecutive double-doubles tied the second longest streak in franchise history (longest: five; Chamique Holdsclaw).
- She was only the second rookie to accomplish this within her first five career games, following Natalie Williams (Utah Starzz), who did so in 1999.
- Iriafen's eight double-doubles are the most by any rookie this season and are tied for the sixth most overall.
- She has totaled 10+ rebounds in 10 games (last: 7/27 vs. PHX), the most by a rookie in franchise history.

MYSTICS: DBLE-DBLE (ROOKIE)

PLAYER	TOTAL
K. Iriafen	8
C. Holdsclaw	6
S. Austin	4
A. Santos de Oliveira	4
A. Edwards	3

2025: DBLE-DBLE (ROOKIE)

PLAYER	TOTAL
K. Iriafen	8
S. Citron	3
A. Morrow	2
4 Tied	1

A CAREER NIGHT FOR THE ROOKIES

- 7/29 vs. CHI marked the first time in Mystics history that two rookies scored 20+ points in the same game, after Citron scored a career-best 28 points and Iriafen tallied 22 points.
- Iriafen is now the third-fastest rookie this season to reach 300 points, behind Dallas' Paige Bueckers and teammate Sonia Citron
- Citron became the fourth rookie in Mystics history to record multiple 25+ point games in a season, joining Ariel Atkins, Alana Beard & Nikki McCray.
- She also went 5-6 from three point range, the sixth rookie in Mystics history to make 5+ three-pointers in a game, joining Julie Vanloo, Ariel Atkins, Keri Chaconas, Stella Johnson and Laurie Koehn.
- 19 of Citron's 28 points came in the first half - a career-high.

LAST 5 OUTINGS OF ROOKIE TEAMMATES W/ 20+ PTS IN A SINGLE GAME

SEASON	TEAM	# PLAYERS	PLAYERS
2025	WAS	2	K. Iriafen, S. Citron
2025	DAL	2	P. Bueckers, A. James
2020	NYL	2	J. Jones, L. Odom
2015	SEA	2	J. Loyd, R. Tokashiki
2008	MIN	2	N. Anosike, C. Wiggins

SHAKIRA, SHAKIRA

- On 6/20 vs. ATL, Shakira Austin recorded a career-high 28 points and added 10 rebounds for her first double-double of the season.
- She shot 13-17 from the field (.765 FG%), her second-best shooting performance in games with 10+ field goal attempts.
- Austin joins Elena Delle Donne as the only players in franchise history to record 28+ points and 10+ rebounds on 75.0% or better shooting. She's the 13th player in league history to accomplish this feat and the first since A'ja Wilson (Jul. 22, 2023).

PLAYERS TO RECORD 28+ PTS, 10+ REB, 2+ BLK 2+ STL ON 75.0% OR BETTER SHOOTING

PLAYER	DATE	PTS	REB	STL	BLK	FG%
S. Fowles	8/12/11	28	13	2	2	84.6%
L. Cambage	7/3/18	37	10	2	2	80.0%
S. Austin	6/20/25	28	10	3	2	76.5%

SHAKIRA'S STEP

- Since moving into the starting lineup (6/17), Shakira Austin is averaging 14.7 points, 7.4 rebounds, 1.8 assists, 1.3 blocks, and 1.6 steals while shooting 47.6% from the field.
- On 7/27 vs. PHX, she recorded her third 20+ point game of the season, and Austin has posted 10+ points and 5+ rebounds in 13 games this season.
- Her performance on 7/27 vs. PHX marked Austin's eighth game this season with at least 15 points and five rebounds.
- Austin's 12.4 points per game through the first half of the 2025 season are the most she's ever averaged through a half of a season in her career.
- She has recorded 10 game this season with multiple blocks (last: 7/31 vs. GSV), the most games in a single season in her career.
- Austin holds a defensive rating of 95.5, the 11th best defensive rating in the WNBA [min. 18 GP; 18.0 min/pg].

PLAYERS AVERAGING 12+ PTS, 5+ REB, 1+ AST, 1+ STL, 1+ BLK

PLAYER	TEAM
N. Collier	MIN
A. Wilson	LVA
B. Stewart	NYL
A. Boston	IND
A. Stevens	LAS
S. Austin	WAS

2025 1st HALF; DEFRTG

PLAYER	DEFRTG
K. Westbeld	91.4
J. Shepard	91.7
N. Hiedeman	92.4
S. Austin	93.0
K. McBride	93.3

*MIN 15 GP; 18.0 MPG

MILESTONE WATCH

- Sonia Citron and Kiki Iriafen are moving up the rookie franchise record for points in a season.

MYSTICS ROOKIE ALL-TIME POINTS LEADERS

SEASON	PLAYER	PT TOTAL
1999	Chamique Holdsclaw	525
1998	Nikki McCray	512
2004	Alana Beard	446
2025	Sonia Citron	414

MYSTICS ROOKIE ALL-TIME 10+ PT GM LEADERS

SEASON	PLAYER	TOTAL
1999	Chamique Holdsclaw	28
1998	Nikki McCray	27
2025	Sonia Citron	24
2004	Alana Beard	23
2025	Kiki Iriafen	21
2014	Bria Hartley	18





A DASH OF SUG

- Sug Sutton is averaging 7.7 points, 3.3 assists, and 1.7 rebounds per game on 45.1% shooting from the field and 39.7% from three-point range.
- She has scored 10+ points in 10 games this season, the second most of her career (career-best: 15; 2023).
- Sutton 7.7 points per game mark the second highest average of her career. Her 45.1% shooting from the field and 39.7% from three-point territory are both career bests.

GETTING TO THE LINE

- The Mystics are attempting 22.7 free throw attempts, ranking first in the WNBA.
- Washington ranks first in personal fouls drawn (20.9) and has a free throw attempt rate of 0.351.
- The Mystics averaged 24.0 free throw attempts per game through the first half of the season, the most by a team since 2018 (DAL; 25.9 & LVA; 24.1) and are the most in franchise history since 2007 (24.5).
- Washington has attempted 20+ free throws in 21 game this season (last: vs. ATL; 8/3), the most in the league. The Mystics are 8-2 when attempting 25 or more free throws.
- Washington attempted a 2025 league-best 41 free throws on 6/22 vs. DAL, and the Mystics' 28 made free-throws is their highest total since July 7, 2023, vs. Indiana (31).
- The Mystics' 41 attempts are the most since 8/6/22, when Dallas attempted 45, and are the third most attempts in franchise history.
- Over the last five games, Sonia Citron is averaging 5.2 free throw attempts, the most by a rookie in this span.
- Rookie Kiki Iriafen has totaled 109 free throw attempts this season, tied for the fourth most by a rookie in their debut season

MYSTICS FTM/FTA LAST FOUR SEASONS

SEASON	FTM	FTA	LEAGUE RANK
2025	16.9	22.7	1st/1st
2024	11.5	15.0	12th/12th
2023	15.0	18.2	6th/8th
2022	14.0	17.9	8th/8th

LAST 5 TEAMS TO AVERAGE 24.0+ FTA; 1ST HALF OF SEASON

TEAM	FTA/G	YEAR
WAS	24.0	2025
DAL	25.9	2018
LVA	24.1	2018
DAL	27.1	2017
DAL	24.8	2016

DOING WORK IN THE PAINT

- The Mystics are averaging 38.5 points in the paint, the third most in the WNBA.
- Washington's 38.5 points are currently the most the team has averaged in franchise history (since PITP was tracked in 1998).
- Washington has now outscored their opponents in the paint 19 times this season. Washington recorded tied a season-high 52 points in the paint on 7/29 vs. PHX.
- Shakira Austin is averaging 9.1 points in the paint (9th most), and rookie Kiki Iriafen is averaging 7.9 points in the paint (13th most, and the most by a rookie).
- Washington is shooting 63.9% from the restricted area, fifth best in the WNBA.

2025; PITP LEADERS

TEAM	PPG
Los Angeles	40.9
Indiana	39.4
Washington	38.5
Seattle	38.1
Atlanta	35.9

MYSTICS; PITP AVERAGE

SEASON	PITP AVG.	RANK
2025	38.5	3rd
2024	30.2	11th
2023	31.7	12th
2022	34.1	T-6th
2021	29.7	12th
2020	30.7	11th

MYSTICS IN THE FOURTH

- Washington is averaging 20.2 points in the fourth, the sixth most in the WNBA. The Mystics are also attempting 7.1 free throws in that period, the second most.
- The Mystics hold a net rating of 8.3 in the final frame, fourth best in the WNBA. The team also has a defensive rating of 95.8, best in the WNBA and an offensive rating of 104.1, fifth best.
- The Mystics have held an opponent to 20 or fewer points in the fourth quarter in 19 games (last: 8/5 at CHI).
- Washington held Golden State to six points in the final frame on 7/31, the fewest points the Mystics have allowed in a regulation quarter since 5/8/22, (4 points in the 2nd quarter at Minnesota).
- The Mystics are holding opponents to 40.4% shooting in the fourth quarter (fifth best overall) and 24.7% from three-point territory, the best in the WNBA.
- Opponents are also averaging 4.1 assists in the final frame, the second fewest in the WNBA, and totaling 7.5 rebounds per game, the fewest by an opponent.

THE DEFENSIVE END

- The Mystics are holding opponents to 31.0% from three-point territory, the best in the league.
- Opponents are averaging the second fewest rebounds per game (32.9) and fifth fewest assists (19.2).
- The Mystics are holding opponents to 8.3 fast break points per game, the second fewest in the WNBA. Washington opponents are only scoring 35.3 points in the paint, tied for the sixth fewest in the WNBA. The Mystics are also first in opp. second chance points (9.6).
- The Mystics have held an opponent to 25 or fewer points in the paint seven times this season.

2025 1st HALF; OPP FG%

TEAM
GSV
NYL
MIN
PHX
WAS

OPP. FG%
40.1%
41.2%
41.2%
42.2%
42.3%

2025 1st HALF; OPP 3P%

TEAM
MIN
WAS
IND
NYL
SEA

OPP. FG%
30.0%
30.2%
30.6%
32.0%
32.4%

- On 8/3 at ATL, Washington held the Dream without a field goal until 2:54 remaining in the first quarter.
- The Mystics limited the Dream to just three made field goals in the first quarter – the eighth time this season Washington has held an opponent to three or fewer makes in the first quarter.

2025; LONGEST SPANS TO START A GAME HOLDING OPPONENT WITHOUT A FIELD GOAL

TIME
8:02
7:06
4:53
4:11
3:46

GAME
LVA; CON at LVA
WAS; ATL vs. WAS
CON; CHI at CON
NYL; CHI at NYL
WAS; SEA at WAS

DATE
06/25/2025
08/03/2025
06/15/2025
06/10/2025
07/26/2025

*As of 8/5/25





POINTS OFF TURNOVERS

- The Mystics are averaging 16.5 points off turnovers, the sixth most in the WNBA and over the last 7 games have averaged 18.7 points off turnovers, tied for the second most in the league.
- Washington has recored 18+ points off turnovers in 11 games (last: at ATL; 7/31), posting a 8-3 record.
- Over the Mystics' last 5 games, Washington is forcing opponents into 17.0 turnovers per game - the second most in the WNBA.
- On 6/17 at CHI, the Mystics forced Chicago into 25 turnovers - the most by a Mystics opponent since Los Angeles committed 28 on May 21, 2024. Washington converted those into 40 points, a franchise record for points off turnovers. It was also the fourth most recorded in a WNBA game.

MOST POINTS SCORED OFF TURNOVERS

POINTS	TEAM	OPP	DATE
45	IND	DET	8/15/2009
44	CON	NYL	5/17/2022
42	CON	ATL	6/11/2023
40	WAS	CHI	6/17/2025

MYSTICS; 20+ PTS OFF TO GAMES

SEASON	GAMES	RECORD
2025	9	6-3
2024	9	4-5
2023	16	8-8
2022	10	8-2
2021	4	3-1

COMPLETING THE COMEBACK

- On 7/13 at SEA, the Mystics erased a 10-point deficit in the comeback win.
- Washington has won seven games this season in which they trailed by 10+ at any point.
- The Mystics' seven games this season are the most in a single season over the last five years.
- Washington has won five games this season after trailing at the start of the fourth quarter - a league best.

MYSTICS; 10+ PT COMEBACKS BY SEASON

SEASON	COMEBACK WINS
2025	7
2024	4
2023	0
2022	5
2021	3

FIRST HALF OF THE SEASON: QUICK BITS

- The Mystics concluded the first half of the season with a .500 record with 11 wins, tied for the seventh best record in the WNBA.
- Washington finished the first half of the season ranked fourth in pace (96.11).
- Washington entered the All-Star break fifth in rebounds per game, averaging 35.5 per game. The Mystics rank fourth in defensive rebounds per game, averaging 26.7 and fifth in offensive rebounds per game (8.8).
- The Mystics totaled 14 "clutch games" through the first half of the season, tied for the second most in the league. Washington totaled three games with losses by three or fewer points.

REBOUNDING THE BALL

- The Mystics are averaging 34.1 rebounds per game. Washington's 34.1 rebounds per game are the most the team has averaged in a season since 2022 (34.9 rpg) and mark only sixth time in franchise history the team has averaged 34.0+ rebounds in a season.
- On 7/26 vs. SEA, the Mystics recorded a season-high 44 rebounds, the most by Washington in a game since May 31st, 2022, at Indiana.
- For the first time in franchise history, three Mystics players - Shakira Austin (11), Kiki Iriafen (11), and Sonia Citron (10) recorded 10+ rebounds in a single game (7/26 vs. SEA). It is just the 20th occurrence of this feat in WNBA history (last: New York, July 21, 2023, at Washington).

MYSTICS; RPG AVERAGE

SEASON	RPG AVG.	RANK
2025	34.1	8th
2024	31.9	12th
2023	32.3	10th
2022	34.9	5th
2021	33.3	11th
2020	31.5	11th

LAST 5 TEAMS WITH 3 PLAYERS W/ 10+ REB IN A SINGLE GAME

SEASON	TEAM	#PLAYERS	PLAYERS
2025	WAS	3	S. Austin, K. Iriafen, S. Citron
2023	NYL	3	S. Ionescu, J. Jones, B. Stewart
2022	MIN	3	S. Fowles, A. Powers, J. Shepard
2021	PHX	3	B. Griner, D. Taurasi, B. Turner
2020	ATL	3	B. Laney-Hamilton, C. Williams, E. Williams

- Mystics rookie Kiki Iriafen needs just nine rebounds to become the all-time record holder for rookies in a rookie season.

MYSTICS ROOKIE ALL-TIME TOTAL REBOUNDS LEADERS

SEASON	PLAYER	REB TOTAL
1999	Chamique Holdsclaw	246
2025	Kiki Iriafen	238
2022	Shakira Austin	232
1998	Murriel Page	208
2024	Aaliyah Edwards	191

MYSTICS ROOKIE ALL-TIME RPG LEADERS

SEASON	PLAYER	RPG
2025	Kiki Iriafen	8.2
1999	Chamique Holdsclaw	7.9
1998	Murriel Page	6.9
2022	Shakira Austin	6.4
2024	Aaliyah Edwards	5.6

NEW ACQUISITIONS

- On Aug. 5, 2025, the Mystics acquired the Seattle Storm's first-round pick in the 2026 WNBA Draft along with forward Alysha Clark and guard Zia Cooke in exchange for guard Brittney Sykes. In order to complete the trade, the Mystics waived forward Sika Koné...In a subsequent move, Washington waived guard Zia Cooke.
- Clarke returns to Washington after signing with the Mystics in 2021 (she did not make her debut till 2022 due to a foot injury).
- On Aug. 7, 2025, Washington acquired guard Jacy Sheldon and a 2026 first-round pick swap (Minnesota's own with New York's own) in exchange for forward Aaliyah Edwards.
- Sheldon has appeared in 28 games (17 starts) for the Sun this season, averaging 7.5 points (47.0 FG%, 41.2 3PT%), 2.0 assists, 1.9 rebounds, and 1.0 steals in 24.1 minutes per game.





#8 Georgia Amoore

Guard • 5-7 • 3/4/01 • Kentucky/Australia

Rookie

SEASON	GP	GS	PPG	RPG	APG	SPG	BPG	MPG	FG%	3FG%	FT%		2025-26 HIGHS	CAREER HIGHS
** No Games Played 2025-26 Regular Season **												PTS	--	--
	POINTS				REB	AST	BLK	STL				FGM	--	--
	10+		20+	30+	10+	10+	3+	3+	DBL-DBL		TPL-DBL		FGA	--
Career	--		--	--	--	--	--	--	--		--		3FGM	--
												3FGA	--	--
RECENT GAMES												FTM	--	--
OPPONENT	W/L	MIN	FG-A	3P-A	FT-A	OR	DR	TR	A	PF	ST	TO	BS	PTS
8/5 at CHI	L	DND - Injury												
8/3 at ATL	L	Inactive - Injury												
7/31 vs. GSV	L	DND - Injury												
7/29 vs. CHI	W	DND - Injury												
7/27 vs. PHO	L	DND - Injury												
2024 SEASON HIGHLIGHTS:												ASTS	--	--
• 2024-25 Jersey Mike's Naismith Trophy Women's College Player of the Year Semifinalist												STLS	--	--
• 2024-25 All SEC First Team (coaches), 2024-25 All SEC First Team (USA Today), 2024-25												BLKS	--	--
Second Team All- American, 2023-24 Third Team All-American, Two-Time Finalist for												MINS	--	--
Lieberman Award														

2024 SEASON HIGHLIGHTS:

- 2024-25 Jersey Mike’s Naismith Trophy Women’s College Player of the Year Semifinalist
- 2024-25 All SEC First Team (coaches), 2024-25 All SEC First Team (USA Today), 2024-25 Second Team All- American, 2023-24 Third Team All-American, Two-Time Finalist for Lieberman Award
- Third player in Division I women’s history with 2,300+ career points and 800+ assists. The first part of her college stint was spent at Virginia Tech, where she helped her team reach the 2023 Final Four
- 2023 ACC Women’s Basketball Tournament MVP
- Ranks first in career assists (656) at Virginia Tech
- Became the first Virginia Tech Women’s Basketball athlete to record a triple-double with a 24-point, 10-rebound, 11-assist effort vs. Nebraska on Dec. 1, 2022



#0 Shakira Austin

Center • 6-5 • 25/7/00 • Mississippi/USA

3 Years Pro

SEASON	GP	GS	PPG	RPG	APG	SPG	BPG	MPG	FG%	3FG%	FT%			
2025-26	26	18	12.5	6.7	1.8	1.27	1.12	23.0	.471	.000	.660			
	POINTS				REB	AST	BLK	STL						
	10+	20+	30+	10+	10+	3+	3+	DBL-DBL	TPL-DBL					
Career	50	6	--	17	--	3	12	13			--			
RECENT GAMES														
OPPONENT	W/L	MIN	FG-A	3P-A	FT-A	OR	DR	TR	A	PF	ST	TO	BS	PTS
8/5 at CHI	L	26:14	4-11	0-1	0-2	0	5	5	1	3	5	2	0	8
8/3 at ATL	L	29:02	7-11	0-2	2-2	0	3	3	2	4	3	7	1	16
7/31 vs. GSV	L	31:44	3-8	0-0	4-6	3	6	9	3	2	1	2	2	10
7/29 vs. CHI	W	20:20	3-8	0-1	0-0	1	5	6	3	5	0	3	0	6
7/27 vs. PHO	L	27:28	8-18	0-0	4-6	4	4	8	1	1	0	5	2	20

- 2025 SEASON HIGHLIGHTS:
- Made season debut on 5/18 at CON
 - Posted 13 points and three rebounds off the bench on 5/28 vs. IND
 - Contributed 10 points, three rebounds, and two blocks on 6/3 at IND
 - Recorded a season-high 11 rebounds off the bench on 6/5 vs. NYL and added a career-high four assists. It was her 14th career performance with 10+ rebounds. Her 11 boards are the most by a reserve in the WNBA this season
 - Led the bench scoring with a season-high 14 points and five rebounds on 6/8 vs. CON...Marked her first 10 point, 5 rebound game of the season
 - Made first of the season of 6/17 at CHI
 - Has totaled 5+ points, 5+ rebounds in 20 games
 - On 6/20 at ATL, recorded a career-high 28 points and added 10 rebounds for her first double-double of the season
 - Is the youngest player in WNBA history (24 y, 330d) to record at least 28 points, 10 rebounds, 2 steals, and 2 blocks while shooting 75.0% or better in a game
 - Scored 20+ points in consecutive games for the first time in her career (6/20-6/22).
 - Was named Eastern Conference Player of the Week for games played from June 16-22, the first time she has earned this honor in her career
 - Totaled three double-doubles on the season
 - On 7/8 vs. CHI, hit the game-winning free throws with 2.1 seconds remaining, finishing with 15 points, eight rebounds, four assists, two steals, and two blocks
 - Scored in double figures in eight consecutive games (6/22-7/10)
 - Posted 15+ points and 5+ rebounds in eight games (last: 7/27 vs. PHX)
 - Has totaled three 20+ games this season
 - Recorded multiple blocks in 10 games this season (most in a single season in her career)
 - Recorded a career-high five steals on 8/5 at CHI, marking her ninth multi-steal game this season

	2025-26 HIGHS	CAREER HIGHS
PTS	28 at ATL 6/20/25	28 at ATL 6/20/25
FGM	13 at ATL 6/20/25	13 at ATL 6/20/25
FGA	18 2 times (vs. PHO, 7/27/25)	18 2 times (vs. PHO, 7/27/25)
3FGM	--	1 vs. NYL 5/14/24
3FGA	2 2 times (@ ATL, 8/3/25)	2 2 times (@ ATL, 8/3/25)
FTM	7 vs. DAL 6/22/25	10 vs. SEA 8/20/24
FTA	13 vs. CHI 7/8/25	15 vs. SEA 8/20/24
OREB	4 5 times (vs. PHO, 7/27/25)	4 11 times (vs. PHO, 7/27/25)
DREB	9 2 times (vs. SEA, 7/26/25)	10 2 times (@ CHI, 5/26/23)
TREB	13 at LVA 6/26/25	13 2 times (@ LVA, 6/26/25)
ASTS	5 at SEA 7/13/25	5 at SEA 7/13/25
STLS	5 at CHI 8/5/25	5 at CHI 8/5/25
BLKS	4 at CHI 6/17/25	5 vs. NYL 5/14/24
MINS	32 at ATL 6/20/25	35 at MIN 5/8/22



#22 Sonia Citron

Guard • 6-1 • 22/10/03 • Notre Dame/USA

Rookie

SEASON	GP	GS	PPG	RPG	APG	SPG	BPG	MPG	FG%	3FG%	FT%			
2025-26	29	29	14.3	4.6	2.2	1.28	0.41	32.8	.453	.369	.875			
	POINTS				REB	AST	BLK	STL						
	10+	20+	30+	10+	10+	3+	3+	DBL-DBL			TPL-DBL			
Career	24	4	--	3	--	--	3	3			--			
RECENT GAMES														
OPPONENT	W/L	MIN	FG-A	3P-A	FT-A	OR	DR	TR	A	PF	ST	TO	BS	PTS
8/5 at CHI	L	33:32	5-12	1-3	2-4	2	2	4	2	0	4	2	0	13
8/3 at ATL	L	32:35	4-11	1-4	7-8	1	0	1	3	3	2	0	0	16
7/31 vs. GSV	L	32:28	6-14	2-6	2-3	0	2	2	2	1	2	0	1	16
7/29 vs. CHI	W	28:31	10-15	5-6	3-3	0	2	2	2	2	1	3	1	28
7/27 vs. PHO	L	26:32	3-8	0-2	7-8	0	2	2	2	2	1	4	0	13

2025 SEASON HIGHLIGHTS:

- In her rookie debut, finished with 19 points (6-7 FG), two rebounds and two assists (5/16)
- She joins Alana Beard and Shakira Austin as the only Mystics rookies to score at least 17 points on .850+ shooting
- Is the first Mystics rookie since Shakira Austin (8/2/22–8/7/22) to score 15+ points in consecutive games (5/16–5/18)
- Scored 10+ points in 14 consecutive games (5/16–6/22)
- Was the first rookie in the 2025 draft class to reach 100 points

	2025-26 HIGHS	CAREER HIGHS
PTS	28 vs. CHI 7/29/25	28 vs. CHI 7/29/25
FGM	10 vs. CHI 7/29/25	10 vs. CHI 7/29/25
FGA	15 2 times (vs. CHI, 7/29/25)	15 2 times (vs. CHI, 7/29/25)
3FGM	5 vs. CHI 7/29/25	5 vs. CHI 7/29/25
3FGA	8 at DAL 6/28/25	8 at DAL 6/28/25
FTM	7 3 times (@ ATL, 8/3/25)	7 3 times (@ ATL, 8/3/25)
FTA	8 2 times (@ ATL, 8/3/25)	8 2 times (@ ATL, 8/3/25)
OREB	5 at DAL 6/28/25	5 at DAL 6/28/25
DREB	9 vs. DAL 6/22/25	9 vs. DAL 6/22/25
TREB	11 vs. DAL 6/22/25	11 vs. DAL 6/22/25
ASTS	6 2 times (vs. LAS, 7/22/25)	6 2 times (vs. LAS, 7/22/25)
STLS	4 at CHI 8/5/25	4 at CHI 8/5/25
BLKS	2 vs. SEA 7/26/25	2 vs. SEA 7/26/25
MINS	41 vs. DAL 6/22/25	41 vs. DAL 6/22/25

- 2025 SEASON HIGHLIGHTS:**
- In her rookie debut, finished with 19 points (6-7 FG), two rebounds and two assists (5/16)
 - She joins Alana Beard and Shakira Austin as the only Mystics rookies to score at least 17 points on .850+ shooting
 - Is the first Mystics rookie since Shakira Austin (8/2/22–8/7/22) to score 15+ points in consecutive games (5/16-5/18)
 - Scored 10+ points in 14 consecutive games (5/16-6/22)
 - Was the first rookie in the 2025 draft class to reach 100 points
 - Posted 10 career game with 10+ point, 5+ rebounds
 - Shot 50.0% or better in three straight games (6/3–6/8), and 10 times overall
 - Has made multiple three-pointers in 14 games
 - Recorded first career double-double posting a career-high 27 points to go along with a career-high 11 rebounds on 6/22 vs. DAL
 - She became the first rookie in franchise history to post a 25+ point, 10+ rebound game
 - Has recorded three double-doubles on the season
 - Became just the second rookie in Mystics history with multiple 20+ point, 10+ rebound games in a season, joining Chamique Holdsclaw (1999).
 - Scored 20+ points in three of her last four outings (6/22-6/28, becoming the first Mystic to do so since Alana Beard in September 2004
 - Was named an WNBA All-Star reserve on July 6, 2025
 - Has recorded 12 games multiple steals
 - The second fastest Mystics rookie to reach 300+ points, 100+ rebounds, 45+ assits (22 games)
 - Became just the fourth Mystics rookie to score 10+ points in 20 or more games, joining Alana Beard (2004), Nikki McCray (1998), and Chamique Holdsclaw (1999).
 - Totaled four 20+ point outings on the season
 - Became the fourth rookie in Mystics history to record multiple 25+ point games in a season, joining Ariel Atkins, Alana Beard & Nikki McCray.
 - On 7/29 vs. CHI, went 5-6 from three-point territory, becoming the sixth rookie in Mystics history to make 5+ three-pointers in a game



#32 Alysha Clark

Forward • 5-11 • 7/7/87 • Middle Tennessee State University/USA

12 Years Pro

SEASON	GP	GS	PPG	RPG	APG	SPG	BPG	MPG	FG%	3FG%	FT%
2025-26	27	7	3.5	2.4	1.0	0.70	0.07	18.0	.378	.291	.846
	POINTS				REB	AST	BLK	STL	DBL-DBL		TPL-DBL
Career	103	6	--	--	2	--	3	19	--	--	--

RECENT GAMES														
OPPONENT	W/L	MIN	FG-A	3P-A	FT-A	OR	DR	TR	A	PF	ST	TO	BS	PTS
8/5 at CHI	L													
8/3 vs. IND	L	5:42	0-2	0-2	0-0	0	1	1	1	0	0	0	0	0
8/1 vs. LAS	L													
7/28 at CON	W	18:52	2-2	0-0	0-0	1	1	2	3	2	1	1	0	4
7/26 at WAS	L	13:08	0-4	0-2	0-0	0	3	3	1	2	0	1	0	0

- 2025 SEASON HIGHLIGHTS:**
- Was aquired by Washington on Aug. 5 2025, in exchange for Brittney Sykes. In addition, the Mystics acquired a 2026 first round pick and Zia Cooke (who was subsequently waived)
 - Recorded a steal in her first six games, her third-longest such streak to begin a season
 - 1,000th career field goal on 6/22...300th career steal on 6/24...Played her 400th career game on 7/9 at Connecticut
 - Season-high 14 points and tied career high with four made threes on 6/17

	2025-26 HIGHS	CAREER HIGHS
PTS	14 at LAS 6/17/25	23 vs. NYL 6/5/16
FGM	5 at LAS 6/17/25	9 2 times (@ WAS, 9/1/17)
FGA	7 at LAS 6/17/25	14 at LVA 7/23/19
3FGM	4 at LAS 6/17/25	4 7 times (@ LAS, 6/17/25)
3FGA	5 2 times (@ LAS, 6/17/25)	7 5 times (vs. MIN, 5/28/23)
FTM	2 5 times (@ CON, 7/9/25)	8 at LAS 6/7/18
FTA	3 at CON 7/9/25	8 3 times (@ LAS, 6/7/18)
OREB	2 at LVA 6/20/25	6 vs. ATL 6/10/18
DREB	4 3 times (@ CHI, 7/24/25)	9 at CON 8/8/17
TREB	6 at LVA 6/20/25	10 2 times (vs. LAS, 6/21/19)
ASTS	3 2 times (@ CON, 7/28/25)	7 at ATL 9/4/16
STLS	2 3 times (@ NYL, 7/6/25)	5 at LAS 6/7/18
BLKS	1 2 times (@ NYL, 7/6/25)	4 2 times (@ CHI, 6/9/19)
MINS	36 at DAL 5/19/25	41 at LVA 6/25/22



#31 Stefanie Dolson

Center • 6-5 • 8/1/92 • Connecticut/USA


11 Years Pro

SEASON	GP	GS	PPG	RPG	APG	SPG	BPG	MPG	FG%	3FG%	FT%
2025-26	29	11	3.0	2.3	1.4	0.31	0.31	15.3	.368	.255	.625
	POINTS				REB	AST	BLK	STL	DBL-DBL		TPL-DBL
Career	139	19	--	--	17	--	28	2	14	--	--

RECENT GAMES														
OPPONENT	W/L	MIN	FG-A	3P-A	FT-A	OR	DR	TR	A	PF	ST	TO	BS	PTS
8/5 at CHI	L	10:59	1-2	0-0	0-0	0	1	1	0	3	0	1	0	2
8/3 at ATL	L	11:13	1-1	0-0	0-0	0	3	3	0	2	0	2	0	2
7/31 vs. GSV	L	8:48	0-2	0-2	0-0	0	1	1	0	2	0	1	1	0
7/29 vs. CHI	W	12:04	2-3	0-1	0-3	1	1	2	1	4	0	0	0	4
7/27 vs. PHO	L	11:30	2-3	1-2	0-0	0	3	3	2	2	1	0	0	5

- 2025 SEASON HIGHLIGHTS:**
- Recorded a game-high eight assists, along with eight points and six rebounds on 5/23 at LVA...Her eight assists are tied for the second most in a game in her career
 - Reached 3,000 career points on 6/5 vs. NYL
 - On 7/13 at Seattle, made her 100th three-pointer as a Mystics
 - Grabbed a season-high seven rebounds on 7/13 at SEA
 - On 7/22 vs. Los Angeles, paced the Mystics bench with a season-high-tying eight points including two made three-pointers.

	2025-26 HIGHS	CAREER HIGHS
PTS	8 3 times (vs. LAS, 7/22/25)	29 vs. PHO 7/28/17
FGM	4 vs. NYL 6/5/25	13 vs. PHO 7/28/17
FGA	7 at LVA 5/23/25	21 vs. PHO 7/28/17
3FGM	2 3 times (vs. LAS, 7/22/25)	6 2 times (vs. MIN, 8/17/24)
3FGA	4 2 times (@ MIN, 7/3/25)	7 5 times (vs. CON, 6/27/24)
FTM	2 2 times (@ LVA, 6/26/25)	10 at DAL 7/16/17
FTA	3 vs. CHI 7/29/25	12 at DAL 7/16/17
OREB	2 2 times (vs. MIN, 6/24/25)	7 vs. WAS 5/24/17
DREB	6 at SEA 7/13/25	12 vs. NYL 7/9/15
TREB	7 at SEA 7/13/25	13 vs. NYL 7/9/15
ASTS	8 at LVA 5/23/25	9 vs. DAL 8/30/17
STLS	1 9 times (vs. PHO, 7/27/25)	3 2 times (@ LAS, 8/11/19)
BLKS	2 2 times (@ LVA, 5/23/25)	5 2 times (vs. ATL, 7/17/19)
MINS	29 at LVA 5/23/25	44 vs. LAS 8/18/17



#21 Emily Engstler

Forward • 6-1 • 1/5/00 • Louisville/USA

3 Years Pro

SEASON	GP	GS	PPG	RPG	APG	SPG	BPG	MPG	FG%	3FG%	FT%
2025-26	25	0	2.9	3.1	1.2	0.44	0.60	11.0	.382	.222	.667
	POINTS				REB	AST	BLK	STL			
	10+	20+	30+		10+	10+	3+	3+	DBL-DBL	TPL-DBL	
Career	12	1	--		3	--	6	3	2	--	

RECENT GAMES														
OPPONENT	W/L	MIN	FG-A	3P-A	FT-A	OR	DR	TR	A	PF	ST	TO	BS	PTS
8/5 at CHI	L	12:30	2-5	1-3	0-0	1	3	4	0	1	1	1	1	5
8/3 at ATL	L	9:49	2-5	0-2	0-0	1	0	1	1	1	0	1	1	4
7/31 vs. GSV	L	17:39	2-7	1-4	0-0	2	1	3	2	0	0	1	2	5
7/29 vs. CHI	W	17:42	0-3	0-3	5-6	2	4	6	4	1	1	1	1	5
7/27 vs. PHO	L	17:46	3-4	2-3	0-0	1	2	3	1	0	0	1	0	8

2025 SEASON HIGHLIGHTS:

- Recorded nine rebounds off the bench on 6/8 vs. CON
- Grabbed five rebounds on 7/3 at MIN
- Scored a season-high eight points in her 100th career game (7/27 vs. PHX)

	2025-26 HIGHS	CAREER HIGHS
PTS	8 vs. PHO 7/27/25	23 vs. DAL 6/22/24
FGM	3 vs. PHO 7/27/25	8 at DAL 9/3/24
FGA	7 vs. GSV 7/31/25	14 at DAL 9/3/24
3FGM	2 vs. PHO 7/27/25	3 4 times (vs. IND, 9/19/24)
3FGA	4 vs. GSV 7/31/25	6 at DAL 9/3/24
FTM	5 vs. CHI 7/29/25	6 vs. DAL 6/22/24
FTA	6 vs. CHI 7/29/25	6 2 times (vs. CHI, 7/29/25)
OREB	3 2 times (@ IND, 6/3/25)	7 2 times (vs. LAS, 5/27/22)
DREB	7 vs. CON 6/8/25	7 3 times (vs. CON, 6/8/25)
TREB	9 vs. CON 6/8/25	13 at CHI 5/24/22
ASTS	4 2 times (vs. CHI, 7/29/25)	5 vs. CON 6/22/23
STLS	11 11 times (@ CHI, 8/5/25)	3 3 times (@ PHO, 9/5/24)
BLKS	2 2 times (vs. GSV, 7/31/25)	4 2 times (vs. NYL, 9/17/24)
MINS	20 at MIN 7/3/25	35 at CHI 5/24/22





#44 Kiki Iriafen

Forward • 6-3 • 26/8/03 • Southern California/USA

Rookie

SEASON	GP	GS	PPG	RPG	APG	SPG	BPG	MPG	FG%	3FG%	FT%
2025-26	29	29	12.1	8.2	1.4	0.72	0.14	26.4	.472	.000	.771
	POINTS				REB	AST	BLK	STL			
	10+	20+	30+	10+	10+	3+	3+	DBL-DBL	TPL-DBL		
Career	21	3	--	10	--	--	3	8	--		

RECENT GAMES												
OPPONENT	W/L	MIN	FG-A	3P-A	FT-A	OR	DR	TR	A	PF	ST	TO
8/5 at CHI	L	23:37	4-9	0-0	2-2	2	4	6	1	1	1	1
8/3 at ATL	L	26:57	9-15	0-1	4-4	3	2	5	3	3	3	1
7/31 vs. GSV	L	21:49	5-8	0-0	0-0	1	5	6	1	4	0	1
7/29 vs. CHI	W	29:54	8-14	0-0	6-8	3	7	10	4	3	2	1
7/27 vs. PHO	L	23:17	2-7	0-0	2-2	4	6	10	0	2	0	2

2025 SEASON HIGHLIGHTS:

- Scored the 6th most points by a Mystics rookie in her debut (14)
- Recorded her first career double-double with 17 points and 14 rebounds on 5/18 at CON
- Totaled 31 points and 18 rebounds through her first two career games, becoming the first rookie in Mystics history to start a season with at least 30 points and 15 rebounds
- Became the 7th rookie in WNBA history – and the first since Breanna Steward (2016)– to post 30 points and 30 rebounds across their first three games
- Recorded four consecutive double-doubles (5/18-5/25), the first Mystics rookie to accomplish this feat
- Is only the second rookie to total four double-doubles within their first five career games, following Natalie Williams (Utah Starzz), who did so in her first three-career games in 1999
- Was named Kia WNBA Rookie of the Month for games played in May
- Joined teammate Sonia Citron in scoring 10+ points in 10 consecutive games – the longest streak by teammates in WNBA history.
- Became the 13th rookie in WNBA history to post a 20+ point, 8+ rebound game on 80.0% or better shooting (6/3 at IND)
- She was the fastest rookie in Mystics history to total 100+ points and 80+ rebounds (8 games) and the quickest player to do so since Tina Charles in 2010
- Grabbed a season-high five offensive rebounds, the most by a Mystics rookie since Ariel Atkins in 2018 (5 vs Chicago, July 13, 2018)
- Recorded 10+ points, 5+ rebounds in nine consecutive games (ended: 6/15)
- On 6/22, recorded 19 points, seven rebounds, six assists and five steals...She is the first rookie in Mystics history – and the first rookie this season to record 15+ points, 5+ rebounds, 5+ assists, and 5+ steals in a game
- Has totaled eight double-doubles on the season
- Leads all WNBA rookies with 19 games with 10+ points and 5+ rebounds
- Was named an WNBA All-Star reserve on July 6, 2025
- On 7/8 tied Chamique Holdsclaw for the franchise record for most double-doubles by a rookie (6)
- Reached 50 offensive rebounds for the season on 7/8, becoming the fourth rookie in franchise history to do so before her 20th game – and the first in 26 years (joining Chamique Holdsclaw '99, Alessandra Santos de Oliveira '98, Murriel Page '98)
- On 7/13 at SEA, posted her seventh double-double of the season, surpassing Chamique Holdsclaw for the most double-doubles by a Mystics rookie in their debut season
- Became the youngest Mystic and the fourth youngest player in WNBA history to reach 200 career rebounds (21y, 334d)
- Has totaled a rookie franchise-best 10 games with 10+ rebounds
- She became the 10th rookie in Mystics history to score 300 points in a season, surpassing Julie Vanloo (7/29 vs. CHI)
- Has totaled three games with 20+ points

	2025-26 HIGHS	CAREER HIGHS
PTS	22 2 times (@ ATL, 8/3/25)	22 2 times (@ ATL, 8/3/25)
FGM	9 2 times (@ ATL, 8/3/25)	9 2 times (@ ATL, 8/3/25)
FGA	15 at ATL 8/3/25	15 at ATL 8/3/25
3FGM	--	--
3FGA	2 vs. ATL 6/15/25	2 vs. ATL 6/15/25
FTM	6 4 times (vs. CHI, 7/29/25)	6 4 times (vs. CHI, 7/29/25)
FTA	9 vs. DAL 6/22/25	9 vs. DAL 6/22/25
OREB	6 vs. NYL 6/5/25	6 vs. NYL 6/5/25
DREB	10 2 times (@ PHO, 5/25/25)	10 2 times (@ PHO, 5/25/25)
TREB	14 at CON 5/18/25	14 at CON 5/18/25
ASTS	6 vs. DAL 6/22/25	6 vs. DAL 6/22/25
STLS	5 vs. DAL 6/22/25	5 vs. DAL 6/22/25
BLKS	1 4 times (@ CHI, 8/5/25)	1 4 times (@ CHI, 8/5/25)
MINS	37 vs. DAL 6/22/25	37 vs. DAL 6/22/25



#5 Jade Melbourne

Guard • 5-10 • 18/8/02 • Cranberra Capitals/Australia

2 Years Pro

SEASON	GP	GS	PPG	RPG	APG	SPG	BPG	MPG	FG%	3FG%	FT%
2025-26	28	5	6.2	2.0	2.6	0.64	0.11	23.5	.389	.319	.617
	POINTS				REB	AST	BLK	STL			
	10+	20+	30+	10+	10+	3+	3+	DBL-DBL	TPL-DBL		
Career	12	1	--	--	--	--	--	3	--	--	--


RECENT GAMES

OPPONENT	W/L	MIN	FG-A	3P-A	FT-A	OR	DR	TR	A	PF	ST	TO	BS	PTS
8/5 at CHI	L	32:09	4-11	0-3	0-0	1	1	2	3	2	1	1	0	8
8/3 at ATL	L	19:24	0-1	0-0	2-2	1	0	1	2	3	0	1	0	2
7/31 vs. GSV	L	22:04	2-5	1-3	1-1	0	2	2	2	4	1	0	0	6
7/29 vs. CHI	W	25:12	2-4	0-1	2-2	1	1	2	0	1	0	1	0	6
7/27 vs. PHO	L	30:57	4-8	1-3	4-4	0	3	3	4	4	3	0	0	13

2025 SEASON HIGHLIGHTS:

- 5/16 vs. Atlanta marked her second career game with at least 10 points and 5 rebounds
- Scored 15 points off the bench on 5/18, marking the first time in her career she has scored 10+ points in back-to-back games
- First career start on 5/23 vs. LVA...Has started two games this season
- Has scored 10+ points in five games
- Recorded 3+ assists in 14 games
- Has led the bench in scoring seven times this season.
- Totaled 11 points in the first-half on 7/27 vs. PHX, her most in a half this season and second-most in her career (June 9, 2024 at New York)

	2025-26 HIGHS	CAREER HIGHS
PTS	15 2 times (vs. NYL, 6/5/25)	21 at NYL 6/9/24
FGM	6 vs. NYL 6/5/25	8 at NYL 6/9/24
FGA	11 2 times (@ CHI, 8/5/25)	12 at NYL 6/9/24
3FGM	3 at CON 5/18/25	3 2 times (@ CON, 5/18/25)
3FGA	5 4 times (@ MIN, 7/3/25)	6 at NYL 6/9/24
FTM	4 2 times (vs. PHO, 7/27/25)	5 vs. DAL 6/22/24
FTA	6 2 times (@ LVA, 5/23/25)	6 3 times (@ LVA, 5/23/25)
OREB	2 at CHI 6/17/25	2 3 times (@ CHI, 6/17/25)
DREB	7 at GSV 5/21/25	7 at GSV 5/21/25
TREB	7 at GSV 5/21/25	7 at GSV 5/21/25
ASTS	7 at GSV 5/21/25	7 at GSV 5/21/25
STLS	3 vs. PHO 7/27/25	4 2 times (vs. IND, 9/19/24)
BLKS	1 3 times (vs. SEA, 7/26/25)	19 times (vs. SEA, 7/26/25)
MINS	36 vs. MIN 6/24/25	36 vs. MIN 6/24/25



#33 Lucy Olsen

Guard • 5-10 • 26/5/03 • Iowa/USA

Rookie

SEASON	GP	GS	PPG	RPG	APG	SPG	BPG	MPG	FG%	3FG%	FT%
2025-26	26	0	3.7	1.0	1.1	0.19	0.08	11.4	.450	.378	.786
	POINTS				REB	AST	BLK	STL			
	10+	20+	30+	10+	10+	3+	3+	DBL-DBL	TPL-DBL		
Career	2	--	--	--	--	--	--	--	--	--	--

RECENT GAMES

OPPONENT	W/L	MIN	FG-A	3P-A	FT-A	OR	DR	TR	A	PF	ST	TO	BS	PTS
8/5 at CHI	L	22:08	3-5	0-1	1-3	0	1	1	3	1	1	0	0	7
8/3 at ATL	L	15:43	1-1	0-0	0-0	0	1	1	2	3	0	3	0	2
7/31 vs. GSV	L	12:43	2-5	1-3	0-0	0	0	0	1	1	1	0	0	5
7/29 vs. CHI	W	11:05	2-4	2-4	0-0	1	0	1	2	1	0	0	0	6
7/27 vs. PHO	L	16:58	1-4	1-3	0-0	0	0	0	2	3	0	1	0	3

2025 SEASON HIGHLIGHTS:

- Had a then career-best game on 6/8 vs. CON, recording five points and three assists
- On 6/26 at LVA, recorded a then career-high 14 points off the bench, including three three-pointers, while logging a career-best 37 minutes
- Rrecorded a career-best and team-high 19 points on 7/3 at MIN...Went 7-10 from the field and dished three assists

	2025-26 HIGHS	CAREER HIGHS
PTS	19 at MIN 7/3/25	19 at MIN 7/3/25
FGM	7 at MIN 7/3/25	7 at MIN 7/3/25
FGA	12 at LVA 6/26/25	12 at LVA 6/26/25
3FGM	3 at LVA 6/26/25	3 at LVA 6/26/25
3FGA	7 at LVA 6/26/25	7 at LVA 6/26/25
FTM	4 at MIN 7/3/25	4 at MIN 7/3/25
FTA	4 at MIN 7/3/25	4 at MIN 7/3/25
OREB	1 6 times (vs. CHI, 7/29/25)	1 6 times (vs. CHI, 7/29/25)
DREB	4 at LVA 5/23/25	4 at LVA 5/23/25
TREB	5 at LVA 5/23/25	5 at LVA 5/23/25
ASTS	3 4 times (@ CHI, 8/5/25)	3 4 times (@ CHI, 8/5/25)
STLS	1 5 times (@ CHI, 8/5/25)	1 5 times (@ CHI, 8/5/25)
BLKS	1 2 times (vs. SEA, 7/26/25)	1 2 times (vs. SEA, 7/26/25)
MINS	38 at LVA 6/26/25	38 at LVA 6/26/25



#4 Jacy Sheldon

Guard • 5-10 • 23/8/00 • Ohio State/USA

1 Year Pro

SEASON	GP	GS	PPG	RPG	APG	SPG	BPG	MPG	FG%	3FG%	FT%			
2025-26	28	17	7.5	1.9	2.0	0.96	0.21	24.1	.470	.412	.900			
	POINTS				REB	AST	BLK	STL						
	10+	20+	30+	10+	10+	3+	3+	DBL-DBL	TPL-DBL					
Career	18	--	--	--	--	--	--	6	--		--			
RECENT GAMES														
OPPONENT	W/L	MIN	FG-A	3P-A	FT-A	OR	DR	TR	A	PF	ST	TO	BS	PTS
8/5 at PHO	L	21:23	2-6	1-4	2-2	1	3	4	2	2	1	0	0	7
8/3 vs. NYL	L	18:00	2-4	0-1	0-0	0	0	0	1	1	3	0	0	4
8/1 vs. NYL	W	27:09	0-5	0-3	0-0	2	1	3	3	1	1	1	1	0
7/28 vs. SEA	L	25:52	4-6	3-3	0-0	0	3	3	2	3	0	1	0	11
7/27 vs. GSV	W	19:28	5-7	3-4	0-0	0	3	3	2	2	2	1	1	13

2025 SEASON HIGHLIGHTS:

- Was acquired by Washington from the Connecticut Sun on Aug.7 2025, in exchange for Aaliyah Edwards and a 2026 first-round pick swap (Minnesota's own with New York's own).
- Led the Sun in 3PM nine times during the 2025 season
- Made multiple three-pointers in 12 games
- Scored 7+ points in 16 games and 10+ points in 12 games
- Recorded a season-high 16 points on July 9

	2025-26 HIGHS	CAREER HIGHS
PTS	16 vs. SEA 7/9/25	17 vs. ATL 7/5/24
FGM	6 at WAS 6/8/25	6 3 times (@ WAS, 6/8/25)
FGA	11 vs. PHO 6/18/25	12 vs. ATL 7/5/24
3FGM	4 vs. SEA 7/9/25	5 vs. ATL 7/5/24
3FGA	6 3 times (vs. SEA, 7/9/25)	8 vs. ATL 7/5/24
FTM	3 2 times (@ SEA, 6/27/25)	4 2 times (vs. NYL, 9/10/24)
FTA	3 2 times (@ SEA, 6/27/25)	4 2 times (vs. NYL, 9/10/24)
OREB	3 2 times (vs. CHI, 6/15/25)	3 5 times (vs. CHI, 6/15/25)
DREB	4 vs. LVA 7/6/25	4 5 times (vs. LVA, 7/6/25)
TREB	5 vs. LVA 7/6/25	6 at WAS 6/23/24
ASTS	7 vs. DAL 5/27/25	8 vs. LAS 8/25/24
STLS	4 vs. DAL 5/27/25	4 vs. DAL 5/27/25
BLKS	1 6 times (vs. NYL, 8/1/25)	2 2 times (vs. WAS, 9/3/24)
MINS	33 vs. DAL 5/27/25	37 at NYL 8/22/24



#1 Sug Sutton

Guard • 5-8 • 17/12/98 • Texas-Austin/USA

3 Years Pro

SEASON	GP	GS	PPG	RPG	APG	SPG	BPG	MPG	FG%	3FG%	FT%			
2025-26	28	28	7.7	1.7	3.3	0.89	0.11	25.3	.451	.397	.757			
	POINTS				REB	AST	BLK	STL						
	10+	20+	30+	10+	10+	3+	3+	DBL-DBL	TPL-DBL					
Career	27	2	--	1	2	--	4	1	1					
RECENT GAMES														
OPPONENT	W/L	MIN	FG-A	3P-A	FT-A	OR	DR	TR	A	PF	ST	TO	BS	PTS
8/5 at CHI	L	32:11	3-8	0-4	2-2	0	1	1	5	1	1	3	0	8
8/3 at ATL	L	25:59	4-7	2-3	3-3	0	2	2	3	1	0	5	0	13
7/31 vs. GSV	L	26:07	3-8	1-3	0-0	0	3	3	6	2	0	1	0	7
7/29 vs. CHI	W	23:38	3-9	2-5	0-0	0	1	1	3	0	1	0	0	8
7/27 vs. PHO	L	19:57	1-5	0-2	2-2	0	2	2	3	0	0	2	0	4

2025 SEASON HIGHLIGHTS:

- On 5/30 vs. NYL, was a perfect from the field (2-2), three-point range (1-1), and free throw line (2-2)...Became the 11th player in Mystics history to shoot 100% from the field, three, and free-throw line in a game – and the first since Stefanie Dolson (Aug. 19, 2024)
- Scored 10 points (4-7 FG) and dished four assists on 6/8 vs. CON
- Recorded a season-high six assists on 6/17 at CHI
- Totaled seven points, five rebounds, and three assists on 6/20 at ATL
- On 6/22, scored a season-high 15 points on perfect shooting from the field (4-4 FG, 3-3 3PT) and 4-of-6 from the free-throw line
- Surpassed 500 points for her career on 6/22 vs. DAL
- Has scored 10+ points in 10 games
- Recorded four steals on 6/24 vs. MIN
- Has totaled five game this season with five or more assists
- Dished a season-high six assists on 7/31 vs. GSV

	2025-26 HIGHS	CAREER HIGHS
PTS	17 at LVA 6/26/25	21 vs. LVA 6/21/23
FGM	6 at LVA 6/26/25	9 vs. LVA 6/21/23
FGA	12 vs. MIN 6/24/25	18 vs. LVA 9/8/23
3FGM	3 2 times (@ LVA, 6/26/25)	4 at LVA 9/10/23
3FGA	5 4 times (vs. CHI, 7/29/25)	7 at LVA 9/10/23
FTM	4 vs. DAL 6/22/25	6 at DAL 6/9/23
FTA	6 vs. DAL 6/22/25	6 3 times (vs. DAL, 6/22/25)
OREB	2 vs. LAS 7/22/25	2 2 times (vs. LAS, 7/22/25)
DREB	5 at ATL 6/20/25	10 vs. LVA 9/8/23
TREB	5 at ATL 6/20/25	11 vs. LVA 9/8/23
ASTS	6 3 times (vs. GSV, 7/31/25)	11 vs. LVA 9/8/23
STLS	4 vs. MIN 6/24/25	4 vs. MIN 6/24/25
BLKS	1 3 times (vs. NYL, 6/5/25)	17 times (vs. NYL, 6/5/25)
MINS	40 at LVA 6/26/25	40 at LVA 6/26/25



2025 REGULAR SEASON MYSTICS INDIVIDUAL SINGLE-GAME HIGHS				
Points	32	Brittney Sykes	at Sky	6/17
3-Pointers Made	5	Sonia Citron	vs. Sky	7/29
Steals	5	Kiki Iriafen	vs. Wings	6/22
		Shakira Austin	at Sky	8/5
Rebounds	14	Kiki Iriafen	at Sun	5/18
Freethrows Made	14	Brittney Sykes	vs. Sun	6/8
Defensive Rating	99.8	Sika Koné	at Sun	5/18
Offensive Rating	99.8	Aaliyah Edwards	vs. Liberty	6/5

2025 REGULAR SEASON OPPONENTS INDIVIDUAL SINGLE-GAME HIGHS				
Points	32	Allisha Gray	vs. Dream	6/15
3-Pointers Made	6	Allisha Gray	vs. Dream	5/16
		Allisha Gray	vs. Dream	6/15
Steals	5	Courtney Williams	at Lynx	7/3
Rebounds	18	Jonquel Jones	vs. Liberty	5/30
Freethrows Made	12	Angel Reese	vs. Sky	7/8
Defensive Rating	99.6	Chelsea Gray	at Aces	5/23
Offensive Rating	99.8	A'ja Wilson	at Aces	5/23



	WASHINGTON MYSTICS		OPPONENTS	
Points	32	Brittney Sykes at CHI 06/17/2025	32	Allisha Gray vs. ATL 06/15/2025
Points in a Quarter	17	Brittney Sykes (3rd) vs. CON 06/08/2025	14	Brionna Jones (3rd) at ATL 08/03/2025
			14	Nneka Ogumwike (1st) vs. SEA 07/26/2025
			14	Arike Ogunbowale (2nd) vs. DAL 06/22/2025
			14	Veronica Burton (4th) at GSV 05/21/2025
Points in a Half	20	Brittney Sykes (2nd) at CHI 06/17/2025	20	Rickey Jackson (2nd) vs. LAS 07/22/2025
Field Goals	13	Shakira Austin at ATL 06/20/2025	12	Alyssa Thomas vs. PHO 07/27/2025
	13	Brittney Sykes at CHI 06/17/2025		
Field Goal Attempts	24	Brittney Sykes at CHI 06/17/2025	21	Napheesa Collier at MIN 07/03/2025
			21	Marina Mabrey at CON 05/18/2025
Field Goal Percentage	1.000	Kiki Iriafen (4-4) vs. LVA 07/10/2025	1.000	Aliyah Boston (5-5) at IND 06/03/2025
	1.000	Sug Sutton (4-4) vs. DAL 06/22/2025		
3-PT Field Goal	5	Sonia Citron vs. CHI 07/29/2025	6	Allisha Gray vs. ATL 06/15/2025
			6	Allisha Gray vs. ATL 05/16/2025
3-PT FG Attempts	8	Sonia Citron at DAL 06/28/2025	12	Rhyne Howard vs. ATL 05/16/2025
3-PT FG Percentage	1.000	Sug Sutton (3-3) vs. DAL 06/22/2025	1.000	Kennedy Burke (4-4) vs. NYL 06/05/2025
Free Throws	14	Brittney Sykes vs. CON 06/08/2025	12	Angel Reese vs. CHI 07/08/2025
Free Throw Attempts	15	Brittney Sykes vs. CON 06/08/2025	15	Angel Reese vs. CHI 07/08/2025
Free Throw Percentage	1.000	Sonia Citron (7-7) at DAL 06/28/2025	1.000	DeWanna Bonner (9-9) vs. IND 05/28/2025
Offensive Rebounds	6	Kiki Iriafen vs. NYL 06/05/2025	7	Naz Hillmon at ATL 08/03/2025
Defensive Rebounds	10	Kiki Iriafen at PHO 05/25/2025	15	Jonquel Jones vs. NYL 05/30/2025
	10	Kiki Iriafen at CON 05/18/2025		
Total Rebounds	14	Kiki Iriafen at CON 05/18/2025	18	Jonquel Jones vs. NYL 05/30/2025
Assists	8	Brittney Sykes at ATL 06/20/2025	10	Veronica Burton vs. GSV 07/31/2025
	8	Stefanie Dolson at LVA 05/23/2025	10	Julie Allemand at LAS 07/15/2025
Steals	5	Shakira Austin at CHI 08/05/2025	5	Courtney Williams at MIN 07/03/2025
	5	Kiki Iriafen vs. DAL 06/22/2025		
Blocks	4	Shakira Austin at CHI 06/17/2025	6	Alanna Smith vs. MIN 06/24/2025
Minutes	41:14	Sonia Citron vs. DAL 06/22/2025	41:10	Arike Ogunbowale vs. DAL 06/22/2025
Points in Paint	24	Shakira Austin at ATL 06/20/2025	22	Alyssa Thomas vs. PHO 07/27/2025
Second Chance Points	9	Shakira Austin at ATL 06/20/2025	9	Allisha Gray vs. ATL 05/16/2025
Fast Break Points	13	Brittney Sykes at CHI 06/17/2025	8	Rachel Banham vs. CHI 07/08/2025

MYSTICS HIGHS	MYSTICS LOWS	CATEGORY	OPPONENTS HIGHS	OPPONENTS LOWS
104 vs. CON 06/08/2025	56 vs. ATL 06/15/2025	Points	99 (2) at ATL 08/03/2025	58 vs. SEA 07/26/2025
30 vs. CHI 07/29/2025	9 at DAL 06/28/2025	Points/1st Qtr.	30 vs. GSV 07/31/2025	10 at SEA 07/13/2025
28 at CON 05/18/2025	7 at PHO 05/25/2025	Points/2nd Qtr.	33 at LAS 07/15/2025	10 at CHI 08/05/2025
55 vs. CHI 07/29/2025	22 at PHO 05/25/2025	Points/1st Half	59 at LAS 07/15/2025	28 at SEA 07/13/2025
32 vs. LAS 07/22/2025	10 vs. ATL 06/15/2025	Points/3rd Qtr.	31 (2) at ATL 08/03/2025	10 vs. SEA 07/26/2025
31 at ATL 06/20/2025	9 vs. SEA 07/26/2025	Points/4th Qtr.	29 at GSV 05/21/2025	6 vs. GSV 07/31/2025
54 vs. CON 06/08/2025	22 vs. ATL 06/15/2025	Points/2nd Half	59 at ATL 08/03/2025	22 vs. GSV 07/31/2025
36 (2) vs. CHI 07/29/2025	18 vs. ATL 06/15/2025	Field Goals	38 at LAS 07/15/2025	21 at PHO 05/25/2025
74 vs. NYL 05/30/2025	54 at PHO 05/25/2025	Field Goal Attempts	80 at MIN 07/03/2025	57 vs. GSV 07/31/2025
.571 vs. CON 06/08/2025	.284 vs. NYL 05/30/2025	Field Goal Percentage	.563 at ATL 08/03/2025	.319 at GSV 05/21/2025
10 (3) vs. CHI 07/29/2025	1 at IND 06/03/2025	3-PT Field Goal	18 vs. ATL 06/15/2025	3 (4) vs. LVA 07/10/2025
24 (3) vs. GSV 07/31/2025	10 at IND 06/03/2025	3-PT FG Attempts	42 vs. ATL 06/15/2025	10 at CHI 06/17/2025
.526 at LVA 06/26/2025	.100 at IND 06/03/2025	3-PT FG Percentage	.429 vs. ATL 06/15/2025	.120 vs. LVA 07/10/2025
28 vs. DAL 06/22/2025	8 (3) at CHI 08/05/2025	Free Throws	26 vs. DAL 06/22/2025	6 at CHI 08/05/2025
41 vs. DAL 06/22/2025	9 vs. SEA 07/26/2025	Free Throw Attempts	32 vs. DAL 06/22/2025	9 (3) at CHI 08/05/2025
.944 vs. NYL 05/30/2025	.533 at CHI 08/05/2025	Free Throw Percentage	1.000 at MIN 07/03/2025	.609 at IND 06/03/2025
14 vs. MIN 06/24/2025	5 (2) at MIN 07/03/2025	Offensive Rebounds	15 vs. ATL 05/16/2025	1 at IND 06/03/2025
36 (2) vs. SEA 07/26/2025	13 at ATL 08/03/2025	Defensive Rebounds	37 vs. NYL 05/30/2025	16 vs. CON 06/08/2025
44 vs. SEA 07/26/2025	19 at ATL 08/03/2025	Total Rebounds	46 vs. NYL 05/30/2025	19 at IND 06/03/2025
25 (2) vs. CHI 07/29/2025	12 (2) vs. ATL 06/15/2025	Assists	28 at LAS 07/15/2025	12 vs. LVA 07/10/2025
14 (2) at CHI 08/05/2025	2 (3) vs. LVA 07/10/2025	Steals	15 at PHO 05/25/2025	3 vs. GSV 07/31/2025
16 (29) at ATL 06/20/2025	16 (29) at ATL 06/20/2025	Team Fouls	15 (29) at MIN 07/03/2025	15 (29) at MIN 07/03/2025
32 at CON 05/18/2025	12 (2) at CHI 08/05/2025	Personal Fouls	33 vs. DAL 06/22/2025	13 vs. SEA 07/26/2025
27 at PHO 05/25/2025	6 vs. GSV 07/31/2025	Turnovers	22 at CHI 06/17/2025	6 (2) at MIN 07/03/2025
8 (2) vs. GSV 07/31/2025	0 (2) at LVA 06/26/2025	Blocks	10 vs. SEA 07/26/2025	1 at PHO 05/25/2025
56 vs. CON 06/08/2025	22 at PHO 05/25/2025	Points in Paint	58 at LAS 07/15/2025	16 vs. GSV 07/31/2025
19 at ATL 06/20/2025	3 (2) at CHI 06/17/2025	Second Chance Points	23 vs. ATL 05/16/2025	2 (2) vs. SEA 07/26/2025
23 at CON 05/18/2025	0 (2) vs. NYL 06/05/2025	Fast Break Points	17 vs. CON 06/08/2025	0 vs. IND 05/28/2025
38 vs. CON 06/08/2025	1 (2) vs. GSV 07/31/2025	Biggest Lead	35 vs. ATL 06/15/2025	0 vs. CON 06/08/2025
43 (2) at MIN 07/03/2025	1 vs. DAL 06/22/2025	Bench Points	36 at DAL 06/28/2025	7 vs. CHI 07/29/2025
40 at CHI 06/17/2025	3 vs. ATL 06/15/2025	Points Off Turnovers	33 at ATL 08/03/2025	3 (2) vs. GSV 07/31/2025



BY MYSTICS	AN INDIVIDUAL...	BY OPPONENT
32 PTS, Brittney Sykes: (WAS W, 79-72) @ Chicago, 06/17/25	Scored 30+ points	32 PTS, Allisha Gray: (WAS L, 56-89) vs. Atlanta, 06/15/25
* Never Has Happened *	Scored 40+ points	40 PTS, A'ja Wilson: (WAS L, 89-113) @ Las Vegas, 08/11/23
15 REB, Elizabeth Williams: (WAS W, 87-75) @ Indiana, 05/31/22	Had 15+ Rebounds	15 REB, Angel Reese: (WAS W, 81-79) vs. Chicago, 07/08/25
20 REB, Krystal Thomas: (WAS L, 74-76) @ Las Vegas, 08/04/17	Had 20+ Rebounds	22 REB, Jonquel Jones: (WAS L, 76-86) vs. Connecticut, 08/29/17
* Never Has Happened *	Had 10+ Offensive Rebounds	10 OREB, Sylvia Fowles: (WAS L, 85-89) @ Chicago, 07/10/13
15 AST, Natasha Cloud: (WAS L, 75-80) vs. Atlanta, 09/08/23	Had 15+ assists	15 AST, Courtney Vandersloot: (WAS W, 89-85 (OT)) @ Chicago, 07/10/21
5 BLK, Shakira Austin: (WAS L, 80-85) vs. New York, 05/14/24	Had 5+ Blocks	6 BLK, Alanna Smith: (WAS W, 68-64) vs. Minnesota, 06/24/25
5 STL, Shakira Austin: (WAS L, 64-78) @ Chicago, 08/05/25	Had 5+ Steals	5 STL, Courtney Williams: (WAS L, 75-92) @ Minnesota, 07/03/25
10 FGM, Sonia Citron: (WAS W, 103-86) vs. Chicago, 07/29/25	Made 10+ Field Goals	12 FGM, Alyssa Thomas: (WAS L, 72-88) vs. Phoenix, 07/27/25
* Never Has Happened *	Made 15+ Field Goals	17 FGM, A'ja Wilson: (WAS L, 89-113) @ Las Vegas, 08/11/23
* Never Has Happened *	Made 20+ Field Goals	* Never Has Happened *
7 3FGM, Kristi Toliver: (WAS W, 100-96) vs. Atlanta, 07/19/17	Made 7+ 3-Pointers	7 3FGM, Caitlin Clark: (WAS L, 83-85) vs. Indiana, 06/07/24
10 3FGM, Ariel Atkins: (WAS L, 73-76 (OT)) vs. Atlanta, 09/15/24	10+ 3-Pointer Attempts	11 3FGM, Rhyne Howard: (WAS L, 56-89) vs. Atlanta, 06/15/25
16 FTM, Monique Currie: (WAS W, 82-77) vs. Dallas, 07/25/14	Made 15+ Free Throws	15 FTM, Katie Douglas: (WAS L, 81-85) @ Indiana, 07/28/09
7 TO/5 TO, Shakira Austin/Sug Sutton: (WAS L, 83-99) @ Atlanta, 08/03/25	5+ Turnovers	6 TO/5 TO, Naz Hillmon/Jordin Canada: (WAS L, 83-99) @ Atlanta, 08/03/25
11 FD, Brittney Sykes: (WAS W, 90-85) @ Connecticut, 05/18/25	10+ Fouls Drawn	10 FD, Angel Reese: (WAS W, 81-79) vs. Chicago, 07/08/25
10 FGM/10 FGM, Ariel Atkins/Theresa Plaisance: (WAS W, 96-93) vs. Atlanta, 06/17/21	Two Players with 10+ Field Goals Made	12 FGM/10 FGM, Jonquel Jones/Brionna Jones: (WAS L, 75-85) vs. Connecticut, 08/31/21
5 3FGM/5 3FGM, Leilani Mitchell/Tina Charles: (WAS W, 87-83) @ Seattle, 06/22/21	Two Players with 5+ 3-Pointers Made	5 3FGM/5 3FGM, Riquna Williams/Nneka Ogwumike: (WAS L, 81-98) @ Los Angeles, 07/07/19
* Never Has Happened *	Had a triple-double	14 PTS, 11 REB, 10 AST, Satou Sabally: (WAS L, 62-90) @ Dallas, 07/28/23



22 PTS, 24 REB, Chamique Holdsclaw: (WAS W, 74-70) @ Charlotte, 05/23/03	Had a 20/20 game	* Never Has Happened *
3rd period, Karlie Samuelson: (WAS L, 71-87) vs. New York, 09/17/24	Had a four-point play	4th period, Kayla Thornton: (WAS L, 74-76) @ Golden State, 05/21/25
A TEAM...		
* Never Has Happened *	Shot .600+ from the field	.617 (37-60), (WAS L, 69-101) @ Seattle, 05/25/24
37 PTS, (WAS W, 104-67) vs. Connecticut, 06/08/25	Won by 20+ points	33 PTS, (WAS L, 56-89) vs. Atlanta, 06/15/25
37 PTS, (WAS W, 104-67) vs. Connecticut, 06/08/25	Won by 30+ points	33 PTS, (WAS L, 56-89) vs. Atlanta, 06/15/25
43 PTS, (WAS W, 102-59) vs. Connecticut, 06/29/19	Won by 40+ points	* Never Has Happened *
* Never Has Happened *	Won by 50+ points	* Never Has Happened *
71 REB, (WAS W, 85-80) vs. Phoenix, 08/06/17	Had 60+ rebounds	65 REB, (WAS L, 72-89) @ Dallas, 07/02/23
* Never Has Happened *	Had 35+ assists	* Never Has Happened *
30 AST, (WAS W, 101-72) vs. New York, 08/25/19	Had 30+ assists	31 AST, (WAS L, 77-98) @ Las Vegas, 07/04/24
* Never Has Happened *	Made 50+ field goals	* Never Has Happened *
* Never Has Happened *	Made 35+ free throws	* Never Has Happened *
1st OT, (WAS W, 91-88 (OT)) vs. Dallas, 06/22/25	Overtime Win	1st OT, (WAS L, 73-76 (OT)) vs. Atlanta, 09/15/24
* Never Has Happened *	Double-Overtime Win	* Never Has Happened *
THE MYSTICS (SINGLE-SEASON)...		
8/25/2019 — 9/19/2019 (8)	Won 5 straight	--
* Never Has Happened *	Won 10 straight	--
6/16/2023 — 7/11/2023 (5)	Won 5 straight at home	--
7/21/2019 — 9/19/2019 (12)	Won 10 straight at home	--
* Never Has Happened *	Won 15 straight at home	--
8/26/2024 — 9/13/2024 (6)	Won 5 straight on road	--
* Never Has Happened *	Won 10 straight on road	--
* Never Has Happened *	Won 15 straight on road	--
7/14/2024 — 8/20/2024 (5)	Lost 5 straight	--
5/4/2024 — 6/9/2024 (14)	Lost 10 straight	--
6/27/2024 — 8/20/2024 (6)	Lost 5 straight at home	--
5/4/2024 — 6/9/2024 (8)	Lost 5 straight on road	--



DATE	OPPONENT	FORWARD	FORWARD	CENTER	GUARD	GUARD	SCORE	W/L
May 16, 2025	vs. Atlanta	#22 Sonia Citron	#44 Kiki Iriafen	#31 Stefanie Dolson	#1 Sug Sutton	#20 Brittney Sykes	94-90	W
May 18, 2025	@ Connecticut	#22 Sonia Citron	#44 Kiki Iriafen	#31 Stefanie Dolson	#1 Sug Sutton	#20 Brittney Sykes	90-85	W
May 21, 2025	@ Golden State	#22 Sonia Citron	#44 Kiki Iriafen	#31 Stefanie Dolson	#1 Sug Sutton	#20 Brittney Sykes	76-74	L
May 23, 2025	@ Las Vegas	#5 Jade Melbourne	#44 Kiki Iriafen	#31 Stefanie Dolson	#1 Sug Sutton	#22 Sonia Citron	75-72	L
May 25, 2025	@ Phoenix	#22 Sonia Citron	#44 Kiki Iriafen	#31 Stefanie Dolson	#1 Sug Sutton	#20 Brittney Sykes	68-62	L
May 28, 2025	vs. Indiana	#22 Sonia Citron	#44 Kiki Iriafen	#31 Stefanie Dolson	#1 Sug Sutton	#20 Brittney Sykes	83-77	W
May 30, 2025	vs. New York	#22 Sonia Citron	#44 Kiki Iriafen	#31 Stefanie Dolson	#1 Sug Sutton	#20 Brittney Sykes	85-63	L
Jun 3, 2025	@ Indiana	#22 Sonia Citron	#44 Kiki Iriafen	#31 Stefanie Dolson	#20 Brittney Sykes	#1 Sug Sutton	85-76	L
Jun 5, 2025	vs. New York	#22 Sonia Citron	#44 Kiki Iriafen	#31 Stefanie Dolson	#1 Sug Sutton	#20 Brittney Sykes	86-78	L
Jun 8, 2025	vs. Connecticut	#22 Sonia Citron	#44 Kiki Iriafen	#31 Stefanie Dolson	#1 Sug Sutton	#20 Brittney Sykes	104-67	W
Jun 15, 2025	vs. Atlanta	#22 Sonia Citron	#44 Kiki Iriafen	#31 Stefanie Dolson	#1 Sug Sutton	#20 Brittney Sykes	89-56	L
Jun 17, 2025	@ Chicago	#22 Sonia Citron	#44 Kiki Iriafen	#0 Shakira Austin	#1 Sug Sutton	#20 Brittney Sykes	79-72	W
Jun 20, 2025	@ Atlanta	#22 Sonia Citron	#44 Kiki Iriafen	#0 Shakira Austin	#1 Sug Sutton	#20 Brittney Sykes	92-91	L
Jun 22, 2025	vs. Dallas	#22 Sonia Citron	#44 Kiki Iriafen	#0 Shakira Austin	#1 Sug Sutton	#20 Brittney Sykes	91-88	W
Jun 24, 2025	vs. Minnesota	#22 Sonia Citron	#44 Kiki Iriafen	#0 Shakira Austin	#1 Sug Sutton	#5 Jade Melbourne	68-64	W
Jun 26, 2025	@ Las Vegas	#22 Sonia Citron	#44 Kiki Iriafen	#0 Shakira Austin	#1 Sug Sutton	#5 Jade Melbourne	94-83	W
Jun 28, 2025	@ Dallas	#22 Sonia Citron	#44 Kiki Iriafen	#0 Shakira Austin	#1 Sug Sutton	#20 Brittney Sykes	79-71	L
Jul 3, 2025	@ Minnesota	#22 Sonia Citron	#44 Kiki Iriafen	#0 Shakira Austin	#5 Jade Melbourne	#20 Brittney Sykes	92-75	L
Jul 8, 2025	vs. Chicago	#22 Sonia Citron	#44 Kiki Iriafen	#0 Shakira Austin	#1 Sug Sutton	#20 Brittney Sykes	81-79	W
Jul 10, 2025	vs. Las Vegas	#22 Sonia Citron	#44 Kiki Iriafen	#0 Shakira Austin	#1 Sug Sutton	#20 Brittney Sykes	70-68	W
Jul 13, 2025	@ Seattle	#22 Sonia Citron	#44 Kiki Iriafen	#0 Shakira Austin	#1 Sug Sutton	#20 Brittney Sykes	74-69	W
Jul 15, 2025	@ Los Angeles	#22 Sonia Citron	#44 Kiki Iriafen	#0 Shakira Austin	#1 Sug Sutton	#20 Brittney Sykes	99-80	L
Jul 22, 2025	vs. Los Angeles	#22 Sonia Citron	#44 Kiki Iriafen	#0 Shakira Austin	#1 Sug Sutton	#20 Brittney Sykes	93-86	L
Jul 26, 2025	vs. Seattle	#22 Sonia Citron	#44 Kiki Iriafen	#0 Shakira Austin	#1 Sug Sutton	#20 Brittney Sykes	69-58	W
Jul 27, 2025	vs. Phoenix	#22 Sonia Citron	#44 Kiki Iriafen	#0 Shakira Austin	#1 Sug Sutton	#20 Brittney Sykes	88-72	L
Jul 29, 2025	vs. Chicago	#22 Sonia Citron	#44 Kiki Iriafen	#0 Shakira Austin	#1 Sug Sutton	#20 Brittney Sykes	103-86	W
Jul 31, 2025	vs. Golden State	#22 Sonia Citron	#44 Kiki Iriafen	#0 Shakira Austin	#1 Sug Sutton	#20 Brittney Sykes	68-67	L
Aug 3, 2025	@ Atlanta	#22 Sonia Citron	#44 Kiki Iriafen	#0 Shakira Austin	#1 Sug Sutton	#20 Brittney Sykes	99-83	L
Aug 5, 2025	@ Chicago	#22 Sonia Citron	#44 Kiki Iriafen	#0 Shakira Austin	#1 Sug Sutton	#5 Jade Melbourne	78-64	L
Aug 8, 2025	at Minnesota	--	--	--	--	--	--	--
Aug 10, 2025	at Dallas	--	--	--	--	--	--	--
Aug 13, 2025	Golden State	--	--	--	--	--	--	--
Aug 15, 2025	at Indiana	--	--	--	--	--	--	--
Aug 17, 2025	Los Angeles	--	--	--	--	--	--	--
Aug 19, 2025	Connecticut	--	--	--	--	--	--	--
Aug 21, 2025	at Connecticut	--	--	--	--	--	--	--
Aug 23, 2025	Las Vegas	--	--	--	--	--	--	--
Aug 24, 2025	Seattle	--	--	--	--	--	--	--
Aug 28, 2025	at New York	--	--	--	--	--	--	--
Aug 30, 2025	at Golden State	--	--	--	--	--	--	--
Aug 31, 2025	at Los Angeles	--	--	--	--	--	--	--
Sep 4, 2025	Phoenix	--	--	--	--	--	--	--
Sep 7, 2025	Indiana	--	--	--	--	--	--	--
Sep 9, 2025	at New York	--	--	--	--	--	--	--





TEAM TREND	TTL	LAST GAME	TEAM TREND	TTL	LAST GAME
<4 Mystics w/ 10+ pts	5-13	@ CHI 8/5/25	Mystics shoot 50.0% or better	4-2	vs. CHI 7/29/25
4+ Mystics w/ 10+ pts	8-3	@ ATL 8/3/25	Opp shoots 50.0% or better	1-6	@ CHI 8/5/25
5+ Mystics w/ 10+ pts	3-0	@ LVA 6/26/25	Mystics shoot 45.0% or better	7-5	@ ATL 8/3/25
6+ Mystics w/ 10+ pts	1-0	vs. CON 6/8/25	Mystics shoot 44.0% or below	5-11	@ CHI 8/5/25
7+ Mystics w/ 10+ pts	0-0		Mystics shoot 40.0% or below	1-8	vs. GSV 7/31/25
8+ Mystics w/ 10+ pts	0-0		Opp shoots 45.0% or better	4-9	@ CHI 8/5/25
Mystics no 20+ pt scorer	5-9	@ CHI 8/5/25	Opp shoots 40.0% or below	7-4	vs. GSV 7/31/25
Opp no 20+ pt scorer	4-5	@ CHI 8/5/25	Mystics w/10+ 3-pointers made	2-1	vs. CHI 7/29/25
2+ Mystics w/20+ pt scorer	2-2	vs. CHI 7/29/25	Opp w/10+ 3-pointers made	1-7	vs. GSV 7/31/25
2+ Opp w/20+ pt scorer	3-3	@ ATL 8/3/25	Mystics w/15+ 3-pointers made	0-0	
3+ Mystics w/20+ pt scorer	0-0		Opp w/15+ 3-pointers made	0-1	vs. ATL 6/15/25
3+ Opp w/20+ pt scorer	0-1	@ LAS 7/15/25	Mystics 3FG% 40.0% or better	5-2	vs. CHI 7/29/25
Mystics w/30+ pt scorer	1-1	@ CHI 6/17/25	Opp 3FG% 40.0% or better	0-3	vs. GSV 7/31/25
Opp w/30+ pt scorer	0-1	vs. ATL 6/15/25	Mystics FT% 80.0 or better	3-7	@ ATL 8/3/25
All 5 Starters w/10+ pts	0-0		Opp FT% 80.0 or better	8-9	vs. GSV 7/31/25
Opp 5 Starters w/10+ pts	0-1	@ ATL 6/20/25	Mystics FT% below 70.0	4-4	@ CHI 8/5/25
2+ reserves w/10+ pts	1-1	@ MIN 7/3/25	Opp FT% below 70.0	3-4	@ CHI 8/5/25
Opp 2+ reserves w/10+ pts	0-2	@ DAL 6/28/25	Mystics FTM >= Opp FTA	6-5	vs. CHI 7/29/25
3+ reserves w/10+ pts	0-0		Opp FTM >= Mystics FTA	2-5	vs. GSV 7/31/25
Opp 3+ reserves w/10+ pts	0-0		Mystics FG% >= Opp FG%	9-5	vs. CHI 7/29/25
Mystics <20 pts. in 1st qtr	7-8	@ CHI 8/5/25	Opp FG% >= Mystics FG%	3-9	@ CHI 8/5/25
Opp <20 pts. in 1st qtr	4-9	@ ATL 8/3/25	Mystics w/30+ FTA	4-0	vs. CHI 7/8/25
Mystics w/30+ pts in 1st qtr	1-0	vs. CHI 7/29/25	Opp w/30+ FTA	1-1	vs. DAL 6/22/25
Opp w/30+ pts in 1st qtr	0-1	vs. GSV 7/31/25	Mystics w/20+ asts	7-4	vs. CHI 7/29/25
Mystics under 50 pts 1st half	10-16	@ CHI 8/5/25	Opp w/20+ asts	3-11	@ CHI 8/5/25
Opp under 50 pts 1st half	13-15	@ CHI 8/5/25	Mystics w/25+ asts	1-1	vs. CHI 7/29/25
Mystics 50+ pts 1st half	3-0	vs. CHI 7/29/25	Opp w/25+ asts	0-2	@ ATL 8/3/25
Opp 50+ pts 1st half	0-1	@ LAS 7/15/25	Mystics w/30+ asts	0-0	
Mystics 60+ pts in 1st half	0-0		Opp w/30+ asts	0-0	
Opp 60+ pts in 1st half	0-0		Mystics asts >= Opp asts	8-5	vs. CHI 7/29/25
Mystics lead by 10+ pts	7-4	@ ATL 8/3/25	Opp asts >= Mystics asts	3-11	@ CHI 8/5/25
Opp leads by 10+ pts	7-14	@ CHI 8/5/25	Mystics w/12 or fewer TOs	3-3	@ CHI 8/5/25
Games decided by 10+ points	4-7	@ CHI 8/5/25	Opp w/12 or fewer TOs	4-8	vs. CHI 7/29/25
Games decided by 4-9 points	6-5	vs. LAS 7/22/25	Mystics w/20+ TOs	0-3	@ ATL 8/3/25
Games decided by 3 or less points	3-4	vs. GSV 7/31/25	Opp w/20+ TOs	1-1	@ ATL 8/3/25
Both teams score 100+ pts	0-0		Mystics TO >= Opp TO	4-11	@ ATL 8/3/25
Both teams under 100 pts	11-16	@ CHI 8/5/25	Opp TO >= Mystics TO	7-5	@ CHI 8/5/25
Mystics score under 100 pts	11-16	@ CHI 8/5/25	Mystics w/50+ REB	2-2	vs. SEA 7/26/25
Opp scores under 100 pts	13-16	@ CHI 8/5/25	Opp w/50+ REB	2-2	vs. DAL 6/22/25
Mystics score 100+ pts	2-0	vs. CHI 7/29/25	Mystics REB >= Opp REB	8-9	vs. PHO 7/27/25
Opp scores 100+ pts	0-0		Opp REB >= Mystics REB	5-6	@ CHI 8/5/25
Mystics score 110+ pts	0-0		Mystics w/10+ more REB than Opp	3-3	vs. SEA 7/26/25
Opp scores 110+ pts	0-0		Opp w/10+ more REB than WAS	1-3	@ ATL 8/3/25
Mystics tied or lead after the 3rd qtr	8-2	vs. CHI 7/29/25	Mystics w/10+ stls	3-2	@ CHI 8/5/25
Mystics tied or lead at halftime	8-2	vs. CHI 7/29/25	Opp w/10+ stls	1-5	@ ATL 8/3/25
Mystics tied or lead after 1st qtr	7-8	@ ATL 8/3/25	2+ Mystics w/double-double	1-0	vs. SEA 7/26/25
Mystics trailing after the 3rd qtr	5-14	@ CHI 8/5/25	2+ Opp w/double-double	2-1	@ CHI 8/5/25
Mystics trailing at halftime	5-14	@ CHI 8/5/25	3+ Mystics w/double-double	0-0	
Mystics trailing after 1st qtr	6-8	@ CHI 8/5/25	3+ Opp w/double-double	0-0	
1st game Back-to-Back	1-0	vs. SEA 7/26/25	Mystics PITP >= Opp PITP	12-7	vs. GSV 7/31/25
2nd game Back-to-Back	0-1	vs. PHO 7/27/25	Opp PITP >= Mystics PITP	1-8	@ CHI 8/5/25
1st game after a win	5-8	vs. GSV 7/31/25	Mystics 2CP >= Opp 2CP	7-8	@ CHI 8/5/25
1st game after a loss	7-8	@ CHI 8/5/25	Opp 2CP >= Mystics 2CP	6-8	@ ATL 8/3/25
On Monday	0-0		Mystics FB Pts >= Opp FB Pts	11-7	@ CHI 8/5/25
On Tuesday	4-4	@ CHI 8/5/25	Opp FB Pts >= Mystics FB Pts	2-9	@ ATL 8/3/25
On Wednesday	1-1	vs. IND 5/28/25	+3 Blocks	8-7	vs. GSV 7/31/25
On Thursday	2-3	vs. GSV 7/31/25	+5 Blocks	3-3	vs. GSV 7/31/25
On Friday	1-3	@ ATL 6/20/25			
On Saturday	1-1	vs. SEA 7/26/25			
On Sunday	4-4	@ ATL 8/3/25			
May	3-4	vs. NYL 5/30/25			
June	5-5	@ DAL 6/28/25			
July	5-5	vs. GSV 7/31/25			
August	0-2	@ CHI 8/5/25			



MYSTICS RECORD WHEN...	OVERALL	HOME	ROAD	NUMBER OF TIMES RECORDING									
				POINTS			REB AST BLK STL						
				10+	20+	30+	10+	10+	3+	3+	DD	TD	
Outrebounding opponent	8-9	5-2	3-7										
Outrebounded by opponent	5-6	4-3	1-3										
Tied in Rebounding	0-1	0-1	0-0										
Shooting better than opponent	9-6	7-1	2-5										
Shooting worse than opponent	4-10	2-5	2-5										
Shooting same than opponent	0-0	0-0	0-0										
More FTM than opponent	8-8	5-3	3-5										
Less FTM than opponent	5-6	4-2	1-4										
Same FTM than opponent	0-2	0-1	0-1										
More 3FGM than opponent	5-2	2-0	3-2										
Less 3FGM than opponent	8-12	7-5	1-7										
Same 3FGM than opponent	0-2	0-1	0-1										
More assists than opponent	8-5	7-1	1-4										
Less assists than opponent	3-11	2-5	1-6										
Same assists than opponent	2-0	0-0	2-0										
More turnovers than opponent	4-11	3-3	1-8										
Less turnovers than opponent	7-5	6-3	1-2										
Same turnovers than opponent	2-0	0-0	2-0										
Bench outscores opponent bench	8-7	5-2	3-5										
Opponent bench outscores WAS	3-8	2-3	1-5										
Bench scoring equal	2-1	2-1	0-0										
Scoring less than 80 points	5-12	3-5	2-7										
Scoring between 80-89 points	2-3	2-1	0-2										
Scoring between 90-99 points	4-1	2-0	2-1										
Scoring between 100-109	2-0	2-0	0-0										
Scoring 110 or more points	0-0	0-0	0-0										
Opponent scores less than 80	8-6	6-1	2-5										
Opponent scores between 80-89	4-5	2-4	2-1										
Opponent scores between 90-99	1-5	1-1	0-4										
Opponent scores between 100-109	0-0	0-0	0-0										
Opponent scores 110 or more	0-0	0-0	0-0										

NUMBER OF TIMES LEADING TEAM IN... (INCLUDES TIES)

	PTS	REB	AST	BLK	STL	MIN
Georgia Amoore	--	--	--	2	--	--
Shakira Austin	6	9	2	15	10	--
Sonia Citron	9	3	3	8	10	19
Alysha Clark	--	--	--	--	--	--
Stefanie Dolson	--	--	1	5	3	--
Aaliyah Edwards	--	--	--	4	2	--
Emily Engstler	--	2	--	10	4	--
Kiki Iriafen	3	18	2	5	5	--
Sika Koné	--	--	--	2	--	--
Jade Melbourne	--	1	5	4	7	1
Lucy Olsen	1	--	--	3	2	--
Sug Sutton	--	--	8	3	8	2
Brittney Sykes	11	1	14	5	11	7

STARTING LINEUPS

LAST USED	GAME	FORWARD	FORWARD CENTER	GUARD	GUARD	RECORD	
5/23	at Aces	Jade Melbourne	Kiki Iriafen	Stefanie Dolson	Sonia Citron	Sug Sutton	0-1
6/15	vs. Dream	Sonia Citron	Kiki Iriafen	Stefanie Dolson	Brittney Sykes	Sug Sutton	4-6
7/3	at Lynx	Sonia Citron	Kiki Iriafen	Shakira Austin	Brittney Sykes	Jade Melbourne	0-1
8/3	at Dream	Sonia Citron	Kiki Iriafen	Shakira Austin	Brittney Sykes	Sug Sutton	7-7
8/5	at Sky	Sonia Citron	Kiki Iriafen	Shakira Austin	Jade Melbourne	Sug Sutton	2-1





GAMES MISSED DUE TO INJURIES/SUSPENSIONS

NAME	INJURY/ILLNESS	DATES OUT	GAMES MISSED
Georgia Amoore	ACL Injury	5/16; 5/21; 5/30; 6/15 through 6/17/25; 6/22 through 6/24/25; 7/22 through 7/31/25	12
	ACL	5/18; 5/23 through 5/25/25; 6/5 through 6/8/25; 6/20; 6/26; 7/3 through 7/10/25; 12 8/3 through 8/5/25	12
	R. ACL	5/28	1
	OUT	6/28	1
	Knee	7/13	1
	Right ACL	7/15	1
Shakira Austin	Right Leg	5/16	1
	Concussion Protocol	5/23	1
Aaliyah Edwards	Low Back Contusion	5/16	1
	Back	5/18	1
	Lower Back Contusion	5/21 through 5/23/25	2
	Right Wrist	7/26 through 7/31/25	4
Emily Engstler	NWT	6/28	1
Jade Melbourne	OUT	6/28	1
Sug Sutton	Lower Leg	7/3	1
Brittney Sykes	Right Lower Leg	5/23; 6/24 through 6/26/25	3
TOTAL GAMES MISSED			44



			MYSTICS											OPPONENTS										
			BENCH			INTHE	SECOND			FAST		POINTS		BENCH			INTHE	SECOND			FAST		POINTS	
DATE	OPPONENT	W/L	PTS	AVG	PAINT	AVG	CHANCE	AVG	BREAK	AVG	OFFTO	AVG	PTS	AVG	PAINT	AVG	CHANCE	AVG	BREAK	AVG	OFFTO	AVG		
5/16	Atlanta	W	20	20.0	36	36.0	8	8.0	8	8.0	20	20.0	13	13.0	34	34.0	23	23.0	5	5.0	4	4.0		
5/18	at Connecticut	W	22	21.0	46	41.0	7	7.5	23	15.5	21	20.5	16	14.5	44	39.0	9	16.0	4	4.5	20	12.0		
5/21	at Golden State	L	20	20.7	32	38.0	14	9.7	9	13.3	7	16.0	18	15.7	28	35.3	9	13.7	10	6.3	17	13.7		
5/23	at Las Vegas	L	4	16.5	24	34.5	6	8.8	0	10.0	8	14.0	9	14.0	24	32.5	14	13.8	10	7.3	17	14.5		
5/25	at Phoenix	L	25	18.2	22	32.0	18	10.6	7	9.4	10	13.2	21	15.4	18	29.6	5	12.0	8	7.4	14	14.4		
5/28	Indiana	W	29	20.0	48	34.7	17	11.7	11	9.7	10	12.7	29	17.7	32	30.0	11	11.8	0	6.2	14	14.3		
5/30	New York	L	12	18.9	26	33.4	8	11.1	16	10.6	12	12.6	21	18.1	32	30.3	10	11.6	10	6.7	15	14.4		
6/3	at Indiana	L	21	19.1	48	35.3	9	10.9	2	9.5	16	13.0	24	18.9	34	30.8	7	11.0	5	6.5	19	15.0		
6/5	New York	L	31	20.4	46	36.4	12	11.0	0	8.4	9	12.6	31	20.2	24	30.0	8	10.7	9	6.8	14	14.9		
6/8	Connecticut	W	43	22.7	56	38.4	12	11.1	21	9.7	18	13.1	27	20.9	24	29.4	9	10.5	17	7.8	18	15.2		
6/15	Atlanta	L	26	23.0	26	37.3	3	10.4	12	9.9	3	12.2	32	21.9	22	28.7	6	10.1	9	7.9	13	15.0		
6/17	at Chicago	W	10	21.9	34	37.0	3	9.8	20	10.8	40	14.5	17	21.5	50	30.5	8	9.9	8	7.9	3	14.0		
6/20	at Atlanta	L	9	20.9	52	38.2	19	10.5	13	10.9	15	14.5	26	21.8	40	31.2	9	9.8	10	8.1	15	14.1		
6/22	Dallas	W	1	19.5	36	38.0	11	10.5	14	11.1	22	15.1	23	21.9	22	30.6	15	10.2	7	8.0	23	14.7		
6/24	Minnesota	W	12	19.0	34	37.7	11	10.5	6	10.8	26	15.8	10	21.1	32	30.7	10	10.2	11	8.2	16	14.8		
6/26	at Las Vegas	W	29	19.6	38	37.8	9	10.4	6	10.5	19	16.0	20	21.1	36	31.0	2	9.7	3	7.9	12	14.6		
6/28	at Dallas	L	5	18.8	28	37.2	6	10.2	8	10.4	27	16.6	36	21.9	42	31.6	11	9.8	10	8.0	16	14.7		
7/3	at Minnesota	L	43	20.1	36	37.1	11	10.2	10	10.3	9	16.2	26	22.2	52	32.8	13	9.9	12	8.2	28	15.4		
7/8	Chicago	W	22	20.2	46	37.6	16	10.5	20	10.8	14	16.1	11	21.6	30	32.6	4	9.6	8	8.2	10	15.2		
7/10	Las Vegas	W	10	19.7	44	37.9	9	10.5	8	10.7	16	16.1	19	21.5	38	32.9	10	9.7	7	8.2	14	15.1		
7/13	at Seattle	W	17	19.6	48	38.4	12	10.5	10	10.7	17	16.1	12	21.0	30	32.8	11	9.7	6	8.0	15	15.1		
7/15	at Los Angeles	L	26	19.9	34	38.2	12	10.6	8	10.5	9	15.8	13	20.6	58	33.9	6	9.5	7	8.0	24	15.5		
7/22	Los Angeles	L	23	20.0	36	38.1	9	10.5	16	10.8	27	16.3	13	20.3	38	34.1	16	9.8	14	8.3	21	15.7		
7/26	Seattle	W	13	19.7	42	38.3	7	10.4	6	10.6	10	16.0	13	20.0	30	33.9	2	9.5	9	8.3	16	15.8		
7/27	Phoenix	L	29	20.1	32	38.0	7	10.2	2	10.2	14	16.0	17	19.9	50	34.6	4	9.3	11	8.4	22	16.0		
7/29	Chicago	W	21	20.1	52	38.5	7	10.1	6	10.1	26	16.3	7	19.4	40	34.8	12	9.4	3	8.2	10	15.8		
7/31	Golden State	L	16	20.0	32	38.3	10	10.1	13	10.2	17	16.4	28	19.7	16	34.1	11	9.4	6	8.1	3	15.3		
8/3	at Atlanta	L	10	19.6	44	38.5	13	10.2	4	10.0	20	16.5	22	19.8	54	34.8	16	9.7	15	8.4	33	15.9		
8/5	at Chicago	L	17	19.5	42	38.6	9	10.2	11	10.0	17	16.5	12	19.5	52	35.4	8	9.6	8	8.3	11	15.8		
8/8	at Minnesota	--	--	--	--	--	--	--	--	--	--	--	--	--	--	--	--	--	--	--	--	--		
8/10	at Dallas	--	--	--	--	--	--	--	--	--	--	--	--	--	--	--	--	--	--	--	--	--		
8/13	Golden State	--	--	--	--	--	--	--	--	--	--	--	--	--	--	--	--	--	--	--	--	--		
8/15	at Indiana	--	--	--	--	--	--	--	--	--	--	--	--	--	--	--	--	--	--	--	--	--		
8/17	Los Angeles	--	--	--	--	--	--	--	--	--	--	--	--	--	--	--	--	--	--	--	--	--		
8/19	Connecticut	--	--	--	--	--	--	--	--	--	--	--	--	--	--	--	--	--	--	--	--	--		
8/21	at Connecticut	--	--	--	--	--	--	--	--	--	--	--	--	--	--	--	--	--	--	--	--	--		
8/23	Las Vegas	--	--	--	--	--	--	--	--	--	--	--	--	--	--	--	--	--	--	--	--	--		
8/24	Seattle	--	--	--	--	--	--	--	--	--	--	--	--	--	--	--	--	--	--	--	--	--		
8/28	at New York	--	--	--	--	--	--	--	--	--	--	--	--	--	--	--	--	--	--	--	--	--		
8/30	at Golden State	--	--	--	--	--	--	--	--	--	--	--	--	--	--	--	--	--	--	--	--	--		
8/31	at Los Angeles	--	--	--	--	--	--	--	--	--	--	--	--	--	--	--	--	--	--	--	--	--		
9/4	Phoenix	--	--	--	--	--	--	--	--	--	--	--	--	--	--	--	--	--	--	--	--	--		
9/7	Indiana	--	--	--	--	--	--	--	--	--	--	--	--	--	--	--	--	--	--	--	--	--		
9/9	at New York	--	--	--	--	--	--	--	--	--	--	--	--	--	--	--	--	--	--	--	--	--		
	2025-26 TOTALS	13-16	566	19.5	1,120	38.6	295	10.2	290	10.0	479	16.5	566	19.5	1,026	35.4	279	9.6	242	8.3	457	15.8		





				MYSTICS									OPPONENTS									
DATE	OPPONENT	OVERALL REC	W/L	1ST	2ND	1ST HALF	3RD	4TH	2ND HALF	1ST OT	BIGGEST LEAD	TOTAL	1ST	2ND	1ST HALF	3RD	4TH	2ND HALF	1ST OT	BIGGEST LEAD	TOTAL	POINT DIFF.
5/16	Atlanta	1-0	W	20	21	41	30	23	53	--	8	94	24	21	45	25	20	45	--	12	90	4
5/18	at Connecticut	2-0	W	13	28	41	19	30	49	--	5	90	23	23	46	19	20	39	--	15	85	5
5/21	at Golden State	2-1	L	14	16	30	16	28	44	--	9	74	11	20	31	16	29	45	--	7	76	-2
5/23	at Las Vegas	2-2	L	18	24	42	17	13	30	--	12	72	16	17	33	17	25	42	--	3	75	-3
5/25	at Phoenix	2-3	L	15	7	22	22	18	40	--	6	62	13	19	32	14	22	36	--	13	68	-6
5/28	Indiana	3-3	W	19	25	44	16	23	39	--	12	83	23	17	40	13	24	37	--	6	77	6
5/30	New York	3-4	L	17	15	32	16	15	31	--	2	63	27	17	44	22	19	41	--	22	85	-22
6/3	at Indiana	3-5	L	18	16	34	21	21	42	--	5	76	19	19	38	31	16	47	--	16	85	-9
6/5	New York	3-6	L	22	12	34	23	21	44	--	6	78	17	32	49	24	13	37	--	16	86	-8
6/8	Connecticut	4-6	W	28	22	50	28	26	54	--	38	104	21	15	36	17	14	31	--	0	67	37
6/15	Atlanta	4-7	L	13	21	34	10	12	22	--	5	56	16	29	45	23	21	44	--	35	89	-33
6/17	at Chicago	5-7	W	11	21	32	24	23	47	--	7	79	26	18	44	12	16	28	--	16	72	7
6/20	at Atlanta	5-8	L	22	16	38	22	31	53	--	7	91	24	23	47	25	20	45	--	16	92	-1
6/22	Dallas	6-8	W	27	13	40	22	22	44	7	16	91	14	31	45	24	15	39	4	10	88	3
6/24	Minnesota	7-8	W	20	19	39	15	14	29	--	7	68	22	15	37	18	9	27	--	14	64	4
6/26	at Las Vegas	8-8	W	29	24	53	26	15	41	--	22	94	25	19	44	17	22	39	--	1	83	11
6/28	at Dallas	8-9	L	9	22	31	25	15	40	--	2	71	28	17	45	19	15	34	--	24	79	-8
7/3	at Minnesota	8-10	L	24	14	38	14	23	37	--	10	75	16	27	43	27	22	49	--	19	92	-17
7/8	Chicago	9-10	W	22	18	40	16	25	41	--	11	81	19	16	35	19	25	44	--	4	79	2
7/10	Las Vegas	10-10	W	15	12	27	23	20	43	--	5	70	15	25	40	15	13	28	--	15	68	2
7/13	at Seattle	11-10	W	16	15	31	16	27	43	--	8	74	10	18	28	27	14	41	--	10	69	5
7/15	at Los Angeles	11-11	L	22	12	34	23	23	46	--	1	80	26	33	59	20	20	40	--	27	99	-19
7/22	Los Angeles	11-12	L	26	9	35	32	19	51	--	16	86	16	24	40	27	26	53	--	13	93	-7
7/26	Seattle	12-12	W	16	24	40	20	9	29	--	19	69	21	14	35	10	13	23	--	8	58	11
7/27	Phoenix	12-13	L	23	23	46	12	14	26	--	6	72	21	21	42	26	20	46	--	17	88	-16
7/29	Chicago	13-13	W	30	25	55	25	23	48	--	19	103	27	20	47	22	17	39	--	3	86	17
7/31	Golden State	13-14	L	20	14	34	21	12	33	--	1	67	30	16	46	16	6	22	--	17	68	-1
8/3	at Atlanta	13-15	L	23	16	39	21	23	44	--	13	83	12	28	40	31	28	59	--	21	99	-16
8/5	at Chicago	13-16	L	10	18	28	18	18	36	--	2	64	25	10	35	26	17	43	--	19	78	-14
8/8	at Minnesota	--		--	--	--	--	--	--	--	--	--	--	--	--	--	--	--	--	--	--	--
8/10	at Dallas	--		--	--	--	--	--	--	--	--	--	--	--	--	--	--	--	--	--	--	--
8/13	Golden State	--		--	--	--	--	--	--	--	--	--	--	--	--	--	--	--	--	--	--	--
8/15	at Indiana	--		--	--	--	--	--	--	--	--	--	--	--	--	--	--	--	--	--	--	--
8/17	Los Angeles	--		--	--	--	--	--	--	--	--	--	--	--	--	--	--	--	--	--	--	--
8/19	Connecticut	--		--	--	--	--	--	--	--	--	--	--	--	--	--	--	--	--	--	--	--
8/21	at Connecticut	--		--	--	--	--	--	--	--	--	--	--	--	--	--	--	--	--	--	--	--
8/23	Las Vegas	--		--	--	--	--	--	--	--	--	--	--	--	--	--	--	--	--	--	--	--
8/24	Seattle	--		--	--	--	--	--	--	--	--	--	--	--	--	--	--	--	--	--	--	--
8/28	at New York	--		--	--	--	--	--	--	--	--	--	--	--	--	--	--	--	--	--	--	--
8/30	at Golden State	--		--	--	--	--	--	--	--	--	--	--	--	--	--	--	--	--	--	--	--
8/31	at Los Angeles	--		--	--	--	--	--	--	--	--	--	--	--	--	--	--	--	--	--	--	--
9/4	Phoenix	--		--	--	--	--	--	--	--	--	--	--	--	--	--	--	--	--	--	--	--
9/7	Indiana	--		--	--	--	--	--	--	--	--	--	--	--	--	--	--	--	--	--	--	--
9/9	at New York	--		--	--	--	--	--	--	--	--	--	--	--	--	--	--	--	--	--	--	--
	2025-26 TOTALS	13-16	--	562	522	1,084	593	586	1,179	7	--	2,270	587	604	1,191	602	541	1,143	4	--	2,338	-68
	AVG/GAME	--	--	19.4	18.0	37.4	20.4	20.2	40.7	7.0	9.7	78.3	20.2	20.8	41.1	20.8	18.7	39.4	4.0	13.8	80.6	-2.3





PLAYER	MIN	FG	ATT	3FG	ATT	FT	FTA	OR	DR	TOT	AST	PF	PFD	STL	TO	BLK	PTS
Shakira Austin	32	13C	18C(2)	--	2C(2)	7	13	4C(5)	9(2)	13C	5C	5(3)	9	5C	7	4	28C
	Jun. 20 at ATL	Jun. 20 at ATL	Jul. 27 vs. PHO		Aug. 3 at ATL	Jun. 22 vs. DAL	Jul. 8 vs. CHI	Jul. 27 vs. PHO	Jul. 26 vs. SEA	Jun. 26 at LVA	Jul. 13 at SEA	Jul. 29 vs. CHI	Jul. 8 vs. CHI	Aug. 5 at CHI	Aug. 3 at ATL	Jun. 17 at CHI	Jun. 20 at ATL
Sonia Citron	41C	10C	15C(2)	5C	8C	7C(3)	8C(2)	5C	9C	11C	6C(2)	5C(2)	7C(3)	4C	6C	2C	28C
	Jun. 22 vs. DAL	Jul. 29 vs. CHI	Jul. 29 vs. CHI	Jul. 29 vs. CHI	Jun. 28 at DAL	Aug. 3 at ATL	Aug. 3 at ATL	Jun. 28 at DAL	Jun. 22 vs. DAL	Jun. 22 vs. DAL	Jul. 22 vs. LAS	Jul. 22 vs. LAS	Aug. 3 at ATL	Aug. 5 at CHI	May. 25 at PHO	Jul. 26 vs. SEA	Jul. 29 vs. CHI
Stefanie Dolson	29	4	7	2(3)	4(2)	2(2)	3	2(2)	6	7	8	5	2(4)	1(9)	3(3)	2(2)	8(3)
	May. 23 at LVA	Jun. 5 vs. NYL	May. 23 at LVA	Jul. 22 vs. LAS	Jul. 3 at MIN	Jun. 26 at LVA	Jul. 29 vs. CHI	Jun. 24 vs. MIN	Jul. 13 at SEA	Jul. 13 at SEA	May. 23 at LVA	Jun. 22 vs. DAL	Jul. 29 vs. CHI	Jul. 27 vs. PHO	Jun. 5 vs. NYL	May. 23 at LVA	Jul. 22 vs. LAS
Aaliyah Edwards	20	6	8(2)	--	1C(7)	5C	6(2)	5C	5(3)	7(2)	1(9)	4(2)	5	1(10)	4(2)	2	15
	Jun. 8 vs. CON	Jul. 3 at MIN	Jul. 15 at LAS		Jul. 15 at LAS	Jul. 22 vs. LAS	Jul. 22 vs. LAS	Jun. 8 vs. CON	Jul. 10 vs. LVA	Jun. 8 vs. CON	Aug. 5 at CHI	Jul. 8 vs. CHI	Jul. 22 vs. LAS	Jul. 8 vs. CHI	Jul. 3 at MIN	Jul. 10 vs. LVA	Jul. 3 at MIN
Emily Engstler	20	3	7	2	4	5	6C	3(2)	7C	9	4(2)	4	3	1(11)	2(4)	2(2)	8
	Jul. 3 at MIN	Jul. 27 vs. PHO	Jul. 31 vs. GSV	Jul. 27 vs. PHO	Jul. 31 vs. GSV	Jul. 29 vs. CHI	Jul. 29 vs. CHI	Jun. 3 at IND	Jun. 8 vs. CON	Jun. 8 vs. CON	Jul. 29 vs. CHI	May. 25 at PHO	Jul. 29 vs. CHI	Aug. 5 at CHI	Jun. 20 at ATL	Jul. 31 vs. GSV	Jul. 27 vs. PHO
Kiki Iriafe	37C	9C(2)	15C	--	2C	6C(4)	9C	6C	10C(2)	14C	6C	6C	8C	5C	7C	1C(4)	22C(2)
	Jun. 22 vs. DAL	Aug. 3 at ATL	Aug. 3 at ATL		Jun. 15 vs. ATL	Jul. 29 vs. CHI	Jun. 22 vs. DAL	Jun. 5 vs. NYL	May. 25 at PHO	May. 18 at CON	Jun. 22 vs. DAL	May. 16 vs. ATL	Jun. 22 vs. DAL	Jun. 22 vs. DAL	May. 25 at PHO	Aug. 5 at CHI	Aug. 3 at ATL
Sika Koné	14	2	5	1	1(3)	2(3)	2(4)	2	4	5	2	4	2(2)	--	2(2)	--	4(3)
	May. 21 at GSV	May. 25 at PHO	May. 21 at GSV	Jun. 26 at LVA	Jul. 15 at LAS	Jul. 15 at LAS	Jul. 15 at LAS	Jun. 8 vs. CON	May. 25 at PHO	May. 25 at PHO	May. 21 at GSV	May. 23 at LVA	Jun. 8 vs. CON		May. 21 at GSV		Jun. 26 at LVA
Jade Melbourne	36C	6	11(2)	3C	5(4)	4(2)	6C(2)	2C	7C	7C	7C	5C(3)	5C(2)	3	5C(2)	1C(3)	15(2)
	Jun. 24 vs. MIN	Jun. 5 vs. NYL	Aug. 5 at CHI	May. 18 at CON	Jul. 3 at MIN	Jul. 27 vs. PHO	May. 23 at LVA	Jun. 17 at CHI	May. 21 at GSV	May. 21 at GSV	May. 21 at GSV	Jun. 20 at ATL	Jun. 3 at IND	Jul. 27 vs. PHO	Jun. 24 vs. MIN	Jul. 26 vs. SEA	Jun. 5 vs. NYL
Lucy Olsen	38C	7C	12C	3C	7C	4C	4C	1C(6)	4C	5C	3C(4)	3C(3)	4C	1C(5)	3C(2)	1C(2)	19C
	Jun. 26 at LVA	Jul. 3 at MIN	Jun. 26 at LVA	Jun. 26 at LVA	Jun. 26 at LVA	Jul. 3 at MIN	Jul. 3 at MIN	Jul. 29 vs. CHI	May. 23 at LVA	May. 23 at LVA	Aug. 5 at CHI	Aug. 3 at ATL	Aug. 5 at CHI	Aug. 5 at CHI	Aug. 3 at ATL	Jul. 26 vs. SEA	Jul. 3 at MIN
Sug Sutton	40C	6	12	3(2)	5(4)	4	6C	2C	5	5	6(3)	3(2)	5	4C	5	1C(3)	17
	Jun. 26 at LVA	Jun. 26 at LVA	Jun. 24 vs. MIN	Jun. 26 at LVA	Jul. 29 vs. CHI	Jun. 22 vs. DAL	Jun. 22 vs. DAL	Jul. 22 vs. LAS	Jun. 20 at ATL	Jun. 20 at ATL	Jul. 31 vs. GSV	Jul. 26 vs. SEA	Jun. 22 vs. DAL	Jun. 24 vs. MIN	Aug. 3 at ATL	Jun. 5 vs. NYL	Jun. 26 at LVA
Brittney Sykes	39	13C	24C	4	6	14C	15C	2(2)	7	9	8	6C	11C	3(4)	7	2(2)	32
	Jun. 22 vs. DAL	Jun. 17 at CHI	Jun. 17 at CHI	Jun. 17 at CHI	May. 16 vs. ATL	Jun. 8 vs. CON	Jun. 8 vs. CON	Jun. 17 at CHI	May. 28 vs. IND	May. 28 vs. IND	Jun. 20 at ATL	May. 18 at CON	May. 18 at CON	Aug. 3 at ATL	May. 28 vs. IND	Jul. 31 vs. GSV	Jun. 17 at CHI
Mystics High Games	225.0	36(2)	74	10(3)	24(3)	28	41	14	36(2)	54	25(2)	32	33	14(2)	27	8(2)	104
	Jun. 22 vs. DAL	Jul. 29 vs. CHI	May. 30 vs. NYL	Jul. 29 vs. CHI	Jul. 31 vs. GSV	Jun. 22 vs. DAL	Jun. 22 vs. DAL	Jun. 24 vs. MIN	Jul. 26 vs. SEA	Jun. 8 vs. CON	Jul. 29 vs. CHI	May. 18 at CON	Jun. 22 vs. DAL	Aug. 5 at CHI	May. 25 at PHO	Jul. 31 vs. GSV	Jun. 8 vs. CON
Mystics Low Games	200.0(28)	18	54	1	10	8(3)	9	5(2)	13	26	12(2)	12(2)	13	2(3)	6	1(3)	56
	Aug. 5 at CHI	Jun. 15 vs. ATL	May. 25 at PHO	Jun. 3 at IND	Jun. 3 at IND	Aug. 5 at CHI	Jul. 26 vs. SEA	Jul. 3 at MIN	Aug. 3 at ATL	Aug. 3 at ATL	Jun. 15 vs. ATL	Aug. 5 at CHI	Jul. 26 vs. SEA	Jul. 10 vs. LVA	Jul. 31 vs. GSV	Jun. 24 vs. MIN	Jun. 15 vs. ATL
Opponents High Games	225.0	38	80	18	42	26	32	15	37	51(2)	28	33	32	15	22	10	99(2)
	Jun. 22 vs. DAL	Jul. 15 at LAS	Jul. 3 at MIN	Jun. 15 vs. ATL	Jun. 15 vs. ATL	Jun. 22 vs. DAL	Jun. 22 vs. DAL	May. 16 vs. ATL	May. 30 vs. NYL	Jun. 22 vs. DAL	Jul. 15 at LAS	Jun. 22 vs. DAL	May. 18 at CON	May. 25 at PHO	Jun. 17 at CHI	Jul. 26 vs. SEA	Aug. 3 at ATL
Opponents Low Games	200.0(28)	21	57	3(4)	10	6	9(3)	1	16	25	12	13	12(2)	3	6(2)	1	58
	Aug. 5 at CHI	May. 25 at PHO	Jul. 31 vs. GSV	Jul. 10 vs. LVA	Jun. 17 at CHI	Aug. 5 at CHI	Aug. 5 at CHI	Jun. 3 at IND	Jun. 8 vs. CON	Jun. 8 vs. CON	Jul. 10 vs. LVA	Jul. 26 vs. SEA	Aug. 5 at CHI	Jul. 31 vs. GSV	Jul. 3 at MIN	May. 25 at PHO	Jul. 26 vs. SEA

"C" INDICATES A NEW CAREER-HIGH, "T" A TIED CAREER-HIGH.

NUMBERS IN PARENTHESES INDICATE THE NUMBER OF GAMES IN WHICH A PLAYER OR TEAM HAS REACHED A GIVEN TOTAL (IF MORE THAN ONE).



WNBA														
	PPG	FGM/G	FG%	3FGM/G	3FG%	FT%	ORPG	DRPG	RPG	APG	SPG	TOV/G	BPG	PF/G
Aces	9	9	10	8	9	2	10	11	11	12	8	5	4	9
Dream	4	8	6	3	4	10	5	*1	2	4	12	3	5	13
Fever	5	2	4	7	5	9	9	10	9	7	6	8	12	3
Liberty	2	5	3	*1	3	*1	13	2	7	2	2	6	2	11
Lynx	*1	*1	*1	2	*1	8	7	5	5 T	*1	3	2	*1	12
Mercury	6	6	7	5	6	6	4	6	5 T	5	4	4	9	7
Mystics	10	11	8	13	10	13	6	7	8	10	10 T	11	11	4
Sky	12	10	9	10 T	8	11	2	4	4	9	13	13	6 T	6
Sparks	3	4	2	6	2	12	11	9	10	6	9	12	10	8
Storm	8	3	5	9	7	7	12	12	12	3	*1	*1	3	10
Sun	13	12	12	12	13	4	8	13	13	13	5	9	8	*1
Valkyries	11	13	13	4	12	3	3	3	3	11	10 T	10	13	5
Wings	7	7	11	10 T	11	5	*1	8	*1	8	7	7	6 T	2

EASTERN CONFERENCE														
	PPG	FGM/G	FG%	3FGM/G	3FG%	FT%	ORPG	DRPG	RPG	APG	SPG	TOV/G	BPG	PF/G
Dream	2	3	3	2	2	4	2	*1	*1	2	5	*1	2	6
Fever	3	*1	2	3	3	3	5	5	5	3	3	3	6	2
Liberty	*1	2	*1	*1	*1	*1	6	2	3	*1	*1	2	*1	5
Mystics	4	5	4	6	5	6	3	4	4	5	4	5	5	3
Sky	5	4	5	4	4	5	*1	3	2	4	6	6	3	4
Sun	6	6	6	5	6	2	4	6	6	6	2	4	4	*1

WESTERN CONFERENCE														
	PPG	FGM/G	FG%	3FGM/G	3FG%	FT%	ORPG	DRPG	RPG	APG	SPG	TOV/G	BPG	PF/G
Aces	6	6	5	5	5	*1	5	6	6	7	5	4	3	5
Lynx	*1	*1	*1	*1	*1	6	4	2	3 T	*1	2	2	*1	7
Mercury	3	4	4	3	3	4	3	3	3 T	3	3	3	5	3
Sparks	2	3	2	4	2	7	6	5	5	4	6	7	6	4
Storm	5	2	3	6	4	5	7	7	7	2	*1	*1	2	6
Valkyries	7	7	7	2	7	2	2	*1	2	6	7	6	7	2
Wings	4	5	6	7	6	3	*1	4	*1	5	4	5	4	*1

OPPONENTS														
	PPG	FGM/G	FG%	3FGM/G	3FG%	FT%	ORPG	DRPG	RPG	APG	SPG	TOV/G	BPG	PF/G
Aces	9	10	9	6	9	12	12	10	10	9	2	8	*1	8
Dream	3	7	6	*1	8	5	*1	2	*1	3	3	12	4	10
Fever	8	6	8	3	3	8	4	5	4	2	4	7	6	12
Liberty	7	8	3	9	4	*1	13	9	13	8	7	5 T	3	5
Lynx	*1	3	2	4	2	4	9	3	5	*1	*1	3	2	4
Mercury	5	2	4	7	7	11	5	11	9	7	6	*1	5	2
Mystics	6	4	7	5	*1	10	2	6	2	5	10	5 T	10	13
Sky	10	12	10	13	12	2	10	4	7	11	13	13	13	*1
Sparks	13	13	11	12	10	13	11	*1	3	12	12	10	12	11
Storm	4	5	5	2	5	7	6 T	13	11	6	5	2	8	3
Sun	12	11	13	8	11	9	8	12	12	10	9	4	7	6
Valkyries	2	*1	*1	11	6	6	3	7	6	4	11	11	9	9
Wings	11	9	12	10	13	3	6 T	8	8	13	8	9	11	7

* = WNBA leader | T = Tied for position





DATE	TRANSACTION
AUGUST	
Aug. 7, 2025.....	Acquired Jacy Sheldon and a 2026 first-round pick swap (Minnesota's own with New York's own) in exchange for forward Aaliyah Edwards.
Aug. 5, 2025	Acquired the Seattle Storm's first-round pick in the 2026 WNBA Draft along with forward Alysha Clark and guard Zia Cooke in exchange for guard Brittney Sykes. In order to complete the trade, the Mystics waived forward Sika Koné...In a subsequent move, Washington waived guard Zia Cooke.
JULY	
July 18, 2025	Suspended (Partial Season) the contract of Sika Koné
MAY	
May 14, 2025	Waived Lauren Jensen, Ashten Prechtel, Zaay Green, and Khadijah Cave
May 7, 2025.....	Signed Lauren Jensen to a training camp contract
May 4, 2025.....	Waived Morgan Jones
May 4, 2025.....	Waived JoJo Lacey
APRIL	
April 14, 2025.....	Traded Karlie Samuelson to the Minnesota Lynx for a 2026 first round pick (their own)
April 14, 2025.....	Selected Sonia Citron with the 3 rd overall pick
April 14, 2025.....	Selected Kiki Iriafen with the 4 th overall pick
April 14, 2025.....	Selected Georgia Amoore with the 6 th overall pick
April 14, 2025.....	Selected Lucy Olsen with the 23 rd overall pick
April 14, 2025.....	Selected Zaay Green with the 32 nd overall pick
April 19, 2025.....	Signed Ashten Prechtel to a training camp contract
April 19, 2025.....	Signed Khadijah Cave to a training camp contract
April 19, 2025.....	Signed Morgan Jones to a training camp contract
April 19, 2025.....	Signed JoJo Lacey to a training camp contract



#8 GEORGIA AMOORE
GUARD




#0 SHAKIRA AUSTIN
CENTER




#22 SONIA CITRON
GUARD



#32 ALYSHA CLARK
FORWARD



#31 STEFANIE DOLSON
CENTER




#21 EMILY ENGSTLER
FORWARD



#44 KIKI IRIAFEN
FORWARD




#5 JADE MELBOURNE
GUARD



#33 LUCY OLSEN
GUARD



#4 JACY SHELDON
GUARD



#1 SUG SUTTON
GUARD

COACHING STAFF



SYDNEY JOHNSON
HEAD COACH



EMRE VATANSEVER
ASSISTANT COACH



JESSIE MILLER
ASSISTANT COACH



BARB TURNER
ASSISTANT COACH



CLINTON CROUCH
PLAYER DEVELOPMENT
LEAD