



Washington Mystics (13-14) @ Atlanta Dream (17-11)



Sunday, August 3rd, 2025 — Gateway Center Arena @ College Park — 3:00 pm EDT — Regular Season Game #28 — Away Game #13

LAST GAME'S STARTERS

PLAYER / 2025-26 REGULAR SEASON AVERAGES

#1	Sug Sutton			G • 5-8 • Texas-Austin/USA • 3rd Season		
	GP/GS	PPG	RPG	APG	SPG	BPG
26/26		7.5	1.7	3.2	0.9	0.1
	MPG					
						25.1
#20	Brittney Sykes			G • 5-9 • Syracuse/USA • 8th Season		
	GP/GS	PPG	RPG	APG	SPG	BPG
24/24		15.8	3.5	4.4	1.2	0.3
	MPG					
						31.1
#22	Sonia Citron			G • 6-1 • Notre Dame/USA • Rookie		
	GP/GS	PPG	RPG	APG	SPG	BPG
27/27		14.3	4.8	2.2	1.1	0.4
	MPG					
						32.7
#44	Kiki Iriafen			PF • 6-3 • Southern California/USA • Rookie		
	GP/GS	PPG	RPG	APG	SPG	BPG
27/27		11.9	8.4	1.4	0.6	0.1
	MPG					
						26.5
#0	Shakira Austin			C • 6-5 • Mississippi/USA • 3rd Season		
	GP/GS	PPG	RPG	APG	SPG	BPG
24/16		12.6	6.9	1.8	1.0	1.2
	MPG					
						22.6

THE 2025 WASHINGTON MYSTICS MEDIA GUIDE IS AVAILABLE ONLINE AT HOOPSOMG.COM

2025-26 REGULAR SEASON MYSTICS RECORDS

	RECORD	HOME	ROAD	OT
OVERALL	13-14	9-6	4-8	1-0
WESTERN	6-9	4-3	2-6	1-0
EASTERN	7-5	5-3	2-2	--
	13-14	9-6	4-8	1-0
STREAKS OVERALL: LOST 1 WEST: LOST 1 EAST: LOST 1 : LOST 1				

UPCOMING GAMES

DATE	OPPONENT	TIME (ET)	TV
Tue, Aug. 5	at CHI	8:00 pm	--
Fri, Aug. 8	at MIN	7:30 pm	--
Sun, Aug. 10	at DAL	4:00 pm	--
Wed, Aug. 13	vs. GSV	7:30 pm	--
Fri, Aug. 15	at IND	7:30 pm	--

BROADCAST INFORMATION

TV: MNMT (Meghan McPeak, Christy Winters Scott)
RADIO: TEAM 980

GAME STATUS REPORT

Aaliyah Edwards - Right Wrist - QUESTIONABLE
Georgia Amoore - ACL Injury - OUT

UPCOMING MILESTONES

- 🏀 **Kiki Iriafen** (227) needs 20 rebounds to hold the all-time rookie record for rebounds in a single season (Chamique Holdclaw; 246).
- 🏀 **Stefanie Dolson** (299) needs one more blocks to total 300 for her career.
- 🏀 **Sonia Citron** (385) needs 62 points to move past Alana Beard (446) for the third-most points by a Mystics rookie.
- 🏀 **Citron** (22) needs seven more 10+ point outings to hold the rookie franchise record for 10+ point games in a rookie season.

MYSTICS 2025 REGULAR SEASON SCHEDULE

DATE	OPPONENT	SCORE	RECORD
5/16	vs. Dream	94-90	W 1-0
5/18	@ Sun	90-85	W 2-0
5/21	@ Valkyries	74-76	L 2-1
5/23	@ Aces	72-75	L 2-2
5/25	@ Mercury	62-68	L 2-3
5/28	vs. Fever	83-77	W 3-3
5/30	vs. Liberty	63-85	L 3-4
6/3	@ Fever	76-85	L 3-5
6/5	vs. Liberty	78-86	L 3-6
6/8	vs. Sun	104-67	W 4-6
6/15	vs. Dream	56-89	L 4-7
6/17	@ Sky	79-72	W 5-7
6/20	@ Dream	91-92	L 5-8
6/22	vs. Wings	91-88*	W 6-8
6/24	vs. Lynx	68-64	W 7-8
6/26	@ Aces	94-83	W 8-8
6/28	@ Wings	71-79	L 8-9
7/3	@ Lynx	75-92	L 8-10
7/8	vs. Sky	81-79	W 9-10
7/10	vs. Aces	70-68	W 10-10
7/13	@ Storm	74-69	W 11-10
7/15	@ Sparks	80-99	L 11-11
7/22	vs. Sparks	86-93	L 11-12
7/26	vs. Storm	69-58	W 12-12
7/27	vs. Mercury	72-88	L 12-13
7/29	vs. Sky	103-86	W 13-13
7/31	vs. Valkyries	67-68	L 13-14
8/3	@ Dream	3:00 pm	--
8/5	@ Sky	8:00 pm	--
8/8	@ Lynx	7:30 pm	--
8/10	@ Wings	4:00 pm	--
8/13	vs. Valkyries	7:30 pm	--
8/15	@ Fever	7:30 pm	--
8/17	vs. Sparks	3:00 pm	--
8/19	vs. Sun	7:30 pm	--
8/21	@ Sun	7:00 pm	--
8/23	vs. Aces	3:00 pm	--
8/24	vs. Storm	3:00 pm	--
8/28	@ Liberty	7:00 pm	--
8/30	@ Valkyries	8:30 pm	--
8/31	@ Sparks	8:00 pm	--
9/4	vs. Mercury	7:30 pm	--
9/7	vs. Fever	3:00 pm	--
9/9	@ Liberty	7:00 pm	--

QUICK HITS

BRITTNEY SYKES

- 🏀 Her 15.8 points per game are a career-best (averaged 12.2 points during the 2024 season) and has recorded 18+ points in 13 games this season.
- 🏀 Is averaging a career-best 4.4 apg, and has totaled 5+ assists in 11 games (tied for the most games in a single season in her career).

SHAKIRA AUSTIN

- 🏀 Averaging 15.4 points, 7.9 rebounds, 2.4 assists, 1.4 blocks, and 1.3 steals as a starter.
- 🏀 Has totaled three double-doubles on the season (last: 7/26 vs. SEA).
- 🏀 Recorded 10+ points in 16 games, 20+ points in three games, and scored in double figures in seven of her last nine games.

SONIA CITRON

- 🏀 Has scored in double figures in 22 games this season and recorded four 20+ point games (scored career-best 28 points on 7/29 vs. CHI).
- 🏀 Currently ranks second among rookies in scoring, averaging 14.3 points per game.
- 🏀 Has totaled three double-doubles on the season - second most by a rookie this season.

SUG SUTTON

- 🏀 Has made 26 starts...Her 7.5 points are the second most she has averaged in her career (most since 2023).
- 🏀 Has posted 5+ assists in four games and 10+ points in nine games.

KIKI IRIAFEN

- 🏀 Has totaled a rookie franchise record eight double-doubles on the season, the most by a rookie this season.
- 🏀 Her 11.9 points per game rank third among rookies...Her 8.4 rebounds are the fourth most in the WNBA.
- 🏀 Has totaled a franchise rookie-best 10 games with 10+ rebounds (last: 7/27 vs. PHX).





NO.	PLAYER	POS.	HT.	BIRTHDATE	PRIOR TO WNBA/HOME COUNTRY	WNBA EXP.
8	Georgia Amoore	G	5-7	04/03/2001	Kentucky/Australia	R
0	Shakira Austin	C	6-5	07/25/2000	Mississippi/USA	3
22	Sonia Citron	G	6-1	10/22/2003	Notre Dame/USA	R
31	Stefanie Dolson	C	6-5	01/08/1992	Connecticut/USA	11
24	Aaliyah Edwards	F	6-3	07/09/2002	Connecticut/Canada	1
21	Emily Engstler	F	6-1	05/01/2000	Louisville/USA	3
44	Kiki Iriafen	F	6-3	08/26/2003	Southern California/USA	R
5	Jade Melbourne	G	5-10	08/18/2002	Cranberra Capitals/Australia	2
33	Lucy Olsen	G	5-10	05/26/2003	Iowa/USA	R
1	Sug Sutton	G	5-8	12/17/1998	Texas-Austin/USA	3
20	Brittney Sykes	G	5-9	02/07/1994	Syracuse/USA	8

STAFF

HEAD COACH.....Sydney Johnson (Princeton)

ASSISTANT COACHES.....Emre Vatansever (Marmara), Jessie Miller (Univ. of Illinois Chicago), Barb Turner (Connecticut)

PLAYER DEVELOPMENT LEAD.....Clinton Crouch (Saint Francis)

PHYSIOTHERAPIST.....Derrick Larkins

HEAD ATHLETIC TRAINER.....Regina Parquet

HEAD OF ATHLETE REHABILITATION.....Kala Flagg

DIRECTOR, ATHLETE PHYSICAL HEALTH AND PERFORMANCE.....Ellie Somers

PRONUNCIATION GUIDE

Georgia Amoore (A-more); **Sonia Citron** (Sone-yuh Sih-tron); **Kiki Iriafen** (EER-ee-ah-FENN); **Jade Melbourne** (Mel-Bin); **Sug Sutton** (shug (like "sugar"))

STAFF PRONUNCIATIONS:

Emre Vatansever (ehm-RAY vah-TAWN-sehv-er)

NUMERICAL ROSTER	
0	Shakira Austin
5	Jade Melbourne
20	Brittney Sykes
22	Sonia Citron
31	Stefanie Dolson
44	Kiki Iriafen
1	Sug Sutton
8	Georgia Amoore
21	Emily Engstler
24	Aaliyah Edwards
33	Lucy Olsen



2025-26 REGULAR SEASON	PPG	OPP. PPG	FG%	3FG%	FT%	RPG	APG	SPG	TO	BPG
Mystics	78.6	80.0	.433	.330	.748	35.0	18.7	6.48	15.4	3.22
Dream	84.0	78.9	.438	.337	.763	36.3	21.2	6.50	12.8	4.36



2025-26 REGULAR SEASON INDIVIDUAL BESTS			2025-26 REGULAR SEASON DREAM BESTS			2025-26 REGULAR SEASON TEAM		
Points	28	Shakira Austin @ ATL 6/20/25	Points	32	Allisha Gray vs. ATL 6/15/25	Biggest Win	4	vs. ATL 5/16/25
Rebounds	10	Shakira Austin @ ATL 6/20/25	Rebounds	11	Naz Hillmon vs. ATL 6/15/25	Biggest Loss	33	vs. ATL 6/15/25
Assists	8	Brittney Sykes @ ATL 6/20/25	Assists	7	Allisha Gray vs. ATL 5/16/25			

ALL-TIME SERIES FACTS (MYSTICS, REGULAR SEASON)			ALL-TIME SERIES FACTS (OPPONENT, REGULAR SEASON)		
MYSTICS			DREAM		
Largest Margin of Victory	30, June 18, 2016 (95-65)		Largest Margin of Victory	33, June 15, 2025 (89-56)	
Most Points	109, June 28, 2023		Most Points	106, July 11, 2018	
Low Points	56, June 15, 2025		Low Points	50, May 24, 2022	

2025-26 REGULAR SEASON VS. DREAM			2024-25 REGULAR SEASON VS. DREAM			SERIES HISTORY VS. DREAM				
DATE	SITE	TIME/RESULT	DATE	SITE	RESULT		ALL-TIME	STREAKS	LAST WIN	LAST LOSS
5/16/25	Washington	W, 94-90	5/29/24	Washington	L, 67-73	Overall	34-31	Lost 2	5/16/25	6/20/25
6/15/25	Washington	L, 56-89	6/11/24	Atlanta	W, 87-68	Home	20-14	Lost 1	5/16/25	6/15/25
6/20/25	Atlanta	L, 91-92	9/13/24	Atlanta	W, 72-69	Road	14-17	Lost 1	9/13/24	6/20/25
8/3/25	Atlanta	3:00 pm	9/15/24	Washington	L, 73-76 (OT)					

SERIES NOTES

🔥 In the season opener against Atlanta, the Mystics shot 50.8% from the floor, marking their fifth-best performance against the Dream in the series' history. Washington also shot 50.0% from three-point range - marking the fourth time in series history that the Mystics have shot at least 50.0% from the field and three-point range.

🔥 The Mystics' 91 points on 6/20 13th time the Mystics have scored 90+ points against the Dream. Washington has scored 90+ points twice this season versus the Dream.

🔥 Washington lost 92-91 on 6/20 at Atlanta, with five of the team's last eight meetings decided by five or fewer points.

🔥 On 6/20 at ATL, Shakira Austin recorded a career-high 28 points and added 10 rebounds for her first double-double of the season.

🔥 Over the last 5:29 of the game on 6/20 at ATL (87-74), the Mystics outscored the Dream 17-5, holding Atlanta to just one made field goal during that span.

🔥 The Mystics have won three of the last six matchups versus Atlanta.

PREVIOUS MEETINGS

DREAM 92, MYSTICS 91 – JUNE 20, 2025 – GATEWAY CENTER ARENA @ COLLEGE PARK – ATLANTA, GA – GAME #13 (5-8, 2-5 AWAY)

TEAM	1	2	3	4	OT	FINAL	FG	FGA	FG%	3FG%	FT%	OR	DR	TR	A	PF	ST	TO	BS
WAS	22	16	22	31	-	91	34	64	.531	.286	.792	9	24	33	25	24	8	14	4
ATL	24	23	25	20	-	92	31	63	.492	.364	.917	4	20	24	23	19	5	10	4
TEAM	HIGH PTS			HIGH REB			HIGH AST			TEAM	HIGH PTS			HIGH REB			HIGH AST		
WAS	S. Austin: 28			S. Austin: 10			B. Sykes: 8			ATL	A. Gray: 18			B. Griner: 7			R. Howard/B. Jones: 6		

AP -- Allisha Gray scored 18 points to lead all five Washington starters in double figures and the Mystics beat the Atlanta Dream 92-91 on Friday night. Brionna Jones scored 14 points for Atlanta (9-4) and Rhyne Howard had 13 points and six assists. Jordin Canada added 11 points and Brittney Griner scored 10. Emily Engstler made a basket in the lane with 31.7 seconds remaining and, after Jones missed a layup, Brittney Sykes was fouled on a 3-point shot with 0.1 seconds left but missed the second of three free throws. Sykes — who went into the game shooting 80% on 9.5 foul shots per game, most in the WNBA — finished 10 of 11 from the free-throw line. Shakira Austin made 13 of 17 from the field and finished with a career-high 28 points and 10 rebounds for Washington (5-8). Sykes had 21 points and eight assists and Sonia Citron scored 17. Citron and Austin each scored four points in an 10-0 run that cut the Mystics' deficit to 87-84 with two minutes to play. Jones made 1 of 2 from the free-throw line before Sykes found Austin for a layup and the ensuing free throw made it a one-point game. Gray made a shot in the lane, then stole a pass near midcourt, was fouled and hit two free throws to make it 92-87 with 47.4 seconds to go. Griner made a fadeaway jumper in the lane that gave Atlanta the lead for good and sparked an 11-2 run. Gray capped the spurt with 3-pointer that made it 41-32 with 3:17 left in the first half. The Mystics beat Atlanta [94-90](#) at home in the season opener and the Dream beat Washington [89-56](#) on Sunday.

DREAM 89, MYSTICS 56 – JUNE 15, 2025 – CAREFIRST ARENA – WASHINGTON, DC – GAME #11 (4-7, 3-3 HOME)

TEAM	1	2	3	4	OT	FINAL	FG	FGA	FG%	3FG%	FT%	OR	DR	TR	A	PF	ST	TO	BS
ATL	16	29	23	21	-	89	31	70	.443	.429	.692	7	34	41	24	19	8	10	2
WAS	13	21	10	12	-	56	18	61	.295	.176	.739	8	27	35	12	14	5	14	2
TEAM	HIGH PTS			HIGH REB			HIGH AST			TEAM	HIGH PTS			HIGH REB			HIGH AST		
WAS	S. Citron: 10			K. Iriafen: 8			S. Sutton: 4			ATL	A. Gray: 32			N. Hillmon: 11			N. Hillmon/T. Paopao: 5		

MYSTICS 2025 AVERAGES																							
PLAYER	GP-GS	MIN	MPG	FG-ATT	FG%	3FG-ATT	3FG%	FT-FTA	FT%	OFF	DEF	TOT/AVG	AST	APG	PF-D	STL	SPG	TO	BLK	BPG	PTS	AVG	
Citron	27-27	884	32.7	130-284	.458	43-115	.374	82-92	.891	19	110	129/4.8	60	2.2	59-105	31	1.15	51	12	0.44	385	14.3	
Sykes	24-24	747	31.1	117-308	.380	21-66	.318	124-157	.790	12	71	83/3.5	106	4.4	65-124	28	1.17	66	8	0.33	379	15.8	
Iriafen	27-27	716	26.5	121-260	.465	0-2	.000	78-103	.757	71	156	227/8.4	37	1.4	89-81	17	0.63	52	3	0.11	320	11.9	
Austin	24-16	542	22.6	120-256	.469	0-6	.000	62-93	.667	48	117	165/6.9	44	1.8	57-77	25	1.04	63	28	1.17	302	12.6	
Sutton	26-26	651	25.1	71-158	.449	29-71	.408	23-32	.719	6	38	44/1.7	84	3.2	33-33	24	0.92	41	3	0.12	194	7.5	
Melbourne	26-4	607	23.4	57-145	.393	22-66	.333	27-45	.600	10	42	52/2.0	69	2.7	64-54	17	0.65	40	3	0.12	163	6.3	
Edwards	19-0	270	14.2	44-90	.489	0-7	.000	34-54	.630	24	44	68/3.6	8	0.4	28-45	10	0.53	23	6	0.32	122	6.4	
Olsen	24-0	259	10.8	32-74	.432	14-36	.389	10-11	.909	6	18	24/1.0	24	1.0	24-11	4	0.17	9	2	0.08	88	3.7	
Dolson	27-11	421	15.6	33-92	.359	13-51	.255	5-8	.625	10	52	62/2.3	40	1.5	67-17	9	0.33	21	9	0.33	84	3.1	
Engstler	23-0	254	11.0	22-58	.379	7-31	.226	12-18	.667	25	48	73/3.2	29	1.3	26-15	10	0.43	20	13	0.57	63	2.7	
Koné	11-0	74	6.8	7-18	.389	1-3	.333	8-9	.889	3	15	18/1.6	5	0.5	10-9	0	0.00	6	0	0.00	23	2.1	
MYSTICS	27	5,420	200.7	754-1,743	.433	150-454	.330	465-622	.748	234	711	945/35.0	506	18.7	522-571	175	6.48	392	87	3.22	2,123	78.6	
OPPONENTS	27	5,420	200.7	766-1,795	.427	208-674	.309	421-525	.802	211	679	890/33.0	510	18.9	571-522	211	7.81	352	122	4.52	2,161	80.0	

SINGLE GAME HIGHS																							
PLAYER	MIN	FG	ATT	FG%	3FG	ATT	3FG%	FT	FTA	FT%	OFF	DEF	TOT	AST	PF	FD	STL	TO	BLK	PTS			
Sug Sutton	40	6	12	1.000 (3)	3 (2)	5 (4)	1.000 (3)	4	6	1.000 (7)	2	5	5	6 (3)	3 (2)	5	4	3 (5)	1 (3)	17			
Sika Koné	14	2	5	1.000 (3)	1	1 (3)	1.000	2 (3)	2 (4)	1.000 (4)	2	4	5	2	4	2 (2)	--	2 (2)	--	4 (3)			
Jade Melbourne	36	6	11	1.000	3	5 (4)	1.000	4 (2)	6 (2)	1.000 (6)	2	7	7	7	5 (3)	5 (2)	3	5 (2)	1 (3)	15 (2)			
Brittney Sykes	39	13	24	.615	4	6	1.000	14	15	1.000 (3)	2 (2)	7	9	8	6	11	3 (3)	7	2 (2)	32			
Emily Engstler	20	3	7	1.000 (2)	2	4	1.000 (3)	5	6	1.000 (2)	3 (2)	7	9	4 (2)	4	3	1 (10)	2 (4)	2 (2)	8			
Sonia Citron	41	10	15 (2)	.857	5	8	1.000	7 (2)	8	1.000 (15)	5	9	11	6 (2)	5 (2)	7 (2)	3 (2)	6	2	28			
Stefanie Dolson	29	4	7	.750	2 (3)	4 (2)	1.000 (2)	2 (2)	3	1.000 (3)	2 (2)	6	7	8	5	2 (4)	1 (9)	3 (3)	2 (2)	8 (3)			
Lucy Olsen	38	7	12	1.000 (5)	3	7	1.000 (3)	4	4	1.000 (4)	1 (6)	4	5	3 (3)	3 (2)	3	1 (4)	3	1 (2)	19			
Kiki Iriafen	37	9	14 (3)	1.000	--	2	--	6 (4)	9	1.000 (6)	6	10 (2)	14	6	6	8	5	7	1 (3)	22			
Shakira Austin	32	13	18 (2)	1.000	--	2	--	7	13	1.000 (3)	4 (5)	9 (2)	13	5	5 (3)	9	4	5 (4)	4	28			
Aaliyah Edwards	20	6	8 (2)	1.000	--	1 (7)	--	5	6 (2)	1.000 (2)	5	5 (3)	7 (2)	1 (8)	4 (2)	5	1 (10)	4 (2)	2	15			
MYSTICS	225	36	74	.571	10 (3)	24 (3)	.526	28	41	.944	14	36 (2)	54	25 (2)	32	33	14	27	8 (2)	104			
	(2)																						
OPPONENTS	225	38	80	.535	18	42	.429	26	32	1.000	15	37	51 (2)	28	33	32	15	22	10	99			



Team:

- The Mystics are set to play 44 regular season games for the first time in league history. The 44-game season is an increase from the WNBA's 40-game season the past two years.
- Washington will appear on national TV (ESPN3, CBSSN, ION, NBA TV) 17 times this season.
- Washington has 10 afternoon games this season, with seven of the 10 games having a 3:00 p.m. tip-time.
- The Mystics will play four games away from CareFirst Arena this season. Washington's annual Camp Day game will be played on Tuesday, July 8 at Eagle Bank Arena in Fairfax, VA. The Mystics will also play two games at CRF Bank Arena in Baltimore, MD.
- Washington's opening night roster has four rookies, the most since 2011 (four rookies).
- Washington holds four international players on their opening night roster (Australia, Mali/Spain, Canada), the second consecutive season the Mystics have held four or more players on their opening night roster.
 - This marks the fourth consecutive year (2022-25) Washington's opening night roster has held an international player.
- The Mystics' opening night roster had an average age of 24-348 which ranked as the youngest in the WNBA. This marked the youngest roster Washington has had on opening night since 2016 (24-183).
- All but two of Washington's players have three or fewer years of experience. Veterans Stefanie Dolson (11 seasons) and Brittney Sykes (8 seasons) are the only players on the roster with four-plus years of service.
- The Mystics aim to average 20+ assists per game for the fourth time in franchise history, having previously accomplished the feat in 2024, 2022, and 2019. Washington averaged 21.6 assists per game in 2023.
- The Mystics averaged 7.3 steals per game in 2024 and will look to record seven or more steals per game for the 20th time in franchise history — and for the fifth time since 2020.
- Washington is targeting a top-five finish in pace for the first time since the 2013 season, when they ranked fourth (93.29; 4th).
- The Mystics are looking to average 20.0 free throw attempts per game, the first time since the 2017 season (21.4).

Individual:

- Veteran center **Stefanie Dolson** looks to build on her three-point success from last season. Dolson shot 46.5% from beyond the arc in 2024, the third-highest percentage in the league, and the second consecutive season she has shot at least 40.0% from three-point territory.
 - Her 72 three-point makes in 2024 were the most by any center.
 - Dolson totaled at least 300 points, 150 rebounds, 100 assists, and 50 three-pointers last season, joining T. Catchings (2012) and J. Loyd (2024) as the only players to amass those benchmarks in the 10th or later season of their career.
 - At the age of 33, Dolson would become the oldest player in WNBA history to record those totals in a single season.
- Veteran guard **Brittney Sykes** aims to finish top five in steals per game. Sykes has averaged at least 1.5 steals per game in four seasons.



- Since 2020, only A. Ogunbowale (DAL), B. Stewart (NYL), and A. Thomas (PHX) have also averaged 1.5+ steals per game in four seasons.
 - Sykes averaged 12.2 points per game during the 2024 season, marking her third consecutive season averaging double digits.
 - She looks to become the third Mystic to average at least 10.0 points and 3.0 assists in three or more seasons, joining Alana Beard (4) and Kristi Toliver (3).
- Center **Shakira Austin** is coming off a career-best season, posting career highs in points (11.8), steals (1.3), and both free throw attempts (4.5) and makes (3.0).
 - In 2025, she aims to average at least 12.0 points and 7.0 rebounds, which would make her the seventh Mystic in franchise history to reach those averages.
- Forward **Aaliyah Edwards** averaged 7.6 points and 5.6 rebounds per game on .490 shooting during her rookie campaign.
 - She aims to become just the third Mystic (joining Shakira Austin, 2022-2023 and Murriel Page, 1998-1999) to average at least 7.0 points and 5.0 rebounds while shooting at least 47.5% in each of her first two seasons.
 - Edwards also looks to finish among the top five rebounders in her sophomore class.
- Rookie Watch:
 - The Mystics aim to have a rookie average at least 8.0 points per game during the 2025 season. If accomplished, it would mark the 13th rookie in franchise history to do so, and the first since Shakira Austin (2022).
 - Only six rookies in Mystics history have averaged 10.0+ points per game, with the last coming in 2018 (A. Atkins).
- Washington is also targeting a rookie average 3.0 assists per game – which would be just the seventh time in team history that a rookie reached that assist mark (last: Natasha Cloud, 2015).
- For the second consecutive season, the Mystics look to have a rookie average 5.0 rebounds per game.
 - Since 2020, Washington has had two rookies achieve this feat. The Mystics would join Chicago and Indiana as the only teams since 2020 to have at least three rookies average 5.0 rebounds in their debut seasons.



A TRIO OF ALL-STARS

- The WNBA announced that Washington Mystics guard Sonia Citron and forward Kiki Iriafen had been named reserves for the 2025 AT&T WNBA All-Star Game. This marks just the second time in league history, and the first time since 1999, that rookie teammates have been selected as All-Stars.
- With their selection, Citron and Iriafen become the third and fourth rookies in franchise history to earn All-Star honors.
- This also marks the 11th time Washington has had multiple All-Star selections.
- They become just the fourth rookie duo in WNBA or NBA history to earn All-Star recognition in the same season, following Taj McWilliams-Franklin, Shannon Johnson, and Nykesha Sales (WNBA: Orlando Miracle; 1999), Isiah Thomas and Kelly Tripucka (NBA: Detroit Pistons; 1981-82), and Frank Selvy and Bob Pettit (NBA: Milwaukee Hawks; 1954-55).

ROOKIE RANKS

- Washington's two rookies, Sonia Citron and Kiki Iriafen, rank at the top of the rookie class in multiple statistical categories:

2025 ROOKIE RANKS - CITRON		
CATEGORY	AVERAGE	RANK
Points	14.3	2nd
Rebounds	4.8	5th
Assists	2.2	5th
FG%	45.8	5th
3P%	37.4	5th

2025 ROOKIE RANKS - IRIAFEN		
CATEGORY	AVERAGE	RANK
Points	11.9	3rd
Rebounds	8.4	1st
FG%	46.5	4th
FTA	103 (total)	1st

- Iriafen and Citron are both averaging 10.0+ points per game, potentially becoming the first rookie duo to average 10+ points in a season in franchise history.
- The last rookie teammates to each average 10.0+ points in a season were Alyssa Thomas and Chiney Ogwumike (CON; 2014).
- Iriafen (19) looks to become the fifth Mystics rookies to total 20 10+ point games in their debut season.

ROOKIES THAT AVERAGED 12+ PT, 5+ REB, 2+ AST DURING FIRST HALF OF ALL-STAR SEASON

PLAYER	SEASON	PPG	RPG	APG
S. Citron	2025	14.1	5.0	2.0
C. Clark	2024	17.1	5.8	8.2
A. Boston	2023	15.4	8.4	2.3
A. Wilson	2018	20.0	8.6	2.5
T. Catchings	2002	17.8	8.2	3.2
S. Cash	2002	14.6	6.0	2.4
B. Lennox	2000	15.4	5.7	2.1
C. Holdsclaw	1999	18.7	8.9	2.8
S. Sam	1999	12.8	5.3	2.0

ROOKIES THAT AVERAGED 10+ PT, 8+ REB, 45.0+ FG% DURING FIRST HALF OF ALL-STAR SEASON

PLAYER	SEASON	PPG	RPG	FG%
K. Iriafen	2025	11.9	8.5	46.0%
A. Boston	2023	15.4	8.4	61.0%
C. Ogumike	2014	15.3	8.5	53.4%
C. Ford	2003	11.5	11.1	47.9%
T. Williams	2002	10.8	8.0	55.5%
C. Holdsclaw	1999	18.7	8.9	45.3%
Y. Griffith	1999	19.5	12.5	54.8%
N. Williams	1999	19.8	10.2	55.3%

ROOKIE TEAMMATES NAMED ALL-STARS; NBA +WNBA

LEAGUE/TEAM	YEAR	TEAMMATES
WNBA/Washington	2025	Sonia Citron & Kiki Iriafen
WNBA/Orlando	1999	Taj McWilliams-Franklin, Shannon Johnson, & Nykesha Sales
NBA/Detroit	1981-82	Isiah Thomas & Kelly Tripucka
NBA/Milwaukee	1954-55	Frank Selvy and Bob Pettit

- On July 17, the WNBA announced that Brittney Sykes has been selected as an injury replacement on Team Clark. This marked Sykes' first All-Star selection.
- The Mystics' three All-Stars mark the first time in franchise history that the team has had three All-Star selections. The only prior time the Mystics had three players compete in a WNBA organized event was in 2010, when the league held an exhibition game (Team USA vs. Team WNBA) instead of an All-Star game, with Monique Currie, Crystal Langhorne, and Lindsey Harding competing for Team WNBA.
- Washington joined Atlanta, Seattle, Minnesota, and Indiana as the only teams to have three All-Star selections.
- Head Coach Sydney Johnson, joins Karl Smesko (ATL; 2025), Nate Tibbets (PHX; 2024), Becky Hammon (LVA; 2022) and Noelle Quinn (SEA; 2021) as first time head coaches who have had three or more All-Star selections [last five seasons].
- During the 2025 AT&T All-Star game, Kiki Iriafen recorded 17 points and 10 rebounds, becoming just the second rookie in WNBA history to record a double-double in an All-Star game, and the youngest player to do so.



ROOKIE REPORT

- Iriafen is averaging 8.4 rebounds per game, the fourth most in the WNBA.
- She is also averaging 2.6 second chance points, the most by any rookie this season (ninth most overall).
- Iriafen has totaled 17 games with 10+ points and 5+ rebounds, moving her into second place for the most such games by a rookie in Mystics history.
- On 7/27 vs. PHX, Iriafen became the youngest Mystic and the fourth youngest player in WNBA history to reach 200 career rebounds (21y, 334d).
- Sonia Citron has totaled 385 points, 129 rebounds and 60 assists in 27 career games, becoming the second fastest Mystics rookie to amass 300 points, 100 rebounds and 45 assists. Citron is the youngest Mystics rookie to accomplish this feat.

MYSTICS ROOKIES TO REACH 300+ PTS, 100+ REB, 45+ ASTS

PLAYER	SEASON/G REACHED	PTS	REB	AST
C. Holdsclaw	1999/19	525	246	74
S. Citron	2025/22	385	129	60
A. Beard	2004/27	446	143	91
T. Johnson	2005/33	315	104	177

2025: ROOKIE GAMES W/ 10+ PTS/5+ REB

PLAYER	TEAM	GAMES
Kiki Iriafen	WAS	17
Sonia Citron	WAS	10
Paige Bueckers	DAL	8
Janelle Salaun	GSV	6
Aneesah Morrow	CON	5





STEADY SONIA

- Sonia Citron ranks second in scoring among rookies, averaging 14.3 points per game on 45.8% shooting from the field and 37.4% from three-point range.
- Her 14 consecutive games of scoring in double figures ended on 6/24, which ranks as third longest for a rookie in franchise history.
- She has totaled 22 games of 10+ points, the second most by a rookie this season and most by a Mystic.
- Citron is averaging 8.0 points in the second half - the second most by a rookie in the league.

MYSTICS ROOKIES 2ND HALF OF GAME SCORING

SEASON	PLAYER	PT TOTAL
2025	Sonia Citron	216
2025	Kiki Iriafen	152
2024	Julie Vanloo	119
2024	Aaliyah Edwards	111
2023	Li Meng	106
2022	Shakira Austin	139

* Top Mystics Rookies since 2022

- Citron finished the first half of the season as the only player in the WNBA averaging at least 12.0+ points, 4.0+ rebounds, 2.0+ assists while holding shooting splits of .450/.360.

1st HALF 2025: PLAYERS AVERAGING 12+ PTS, 4+ REB, 2+ AST ON 45.0+ FG% & 36.0+ 3P%

PLAYER	PTS/G	REB/G	AST/G	FG%	3P%
S. Citron	14.1	5.0	2.0	45.0%	36.5%

MYSTICS: 10+ PT GAME STREAK (ROOKIE) 2025: ROOKIE 50.0% FG% GAMES

PLAYER	STREAK	PLAYER	GAMES
N. McCray	16	S. Citron	12
C. Holdsclaw	15	P. Bueckers	10
S. Citron	14	K. Iriafen	9
C. Holdsclaw	12	L. Geiselsoder	7
K. Iriafen	10	D. Malonga	6
		M. Akoa Makani	6

*MIN 7 FG%

THE STAGE IS HER COURT

- On 7/29 vs. CHI, Citron scored a career-high 28 points (10-15 FG).
- Citron has recorded four 20+ point games this season, with three coming in the first half of the season, the third most 20+ point games by a rookie in a first half of a season in franchise history. All three of her 20+ point games came in the month of June, the first rookie since Alana Beard (September, 2004) to total three or more 20+ point games in a single month (Beard; 6).
- Her four 20+ point games are the second most by a rookie this season.
- Citron is the only rookie in the WNBA this season with multiple games of 20+ points and 10+ rebounds.
- She has also recorded three double-double on the season, becoming just the second rookie in Mystics history with multiple 20+ point, 10+ rebound games in a season.
- She is also the first rookie in franchise history to post a 25+ point, 10+ rebound game and she is the first rookie this season to accomplish this feat.

CITRON'S JUNE & JULY

- In the month of June, Sonia Citron averaged 15.6 points, 5.7 rebounds, 2.2 assists, and 1.6 steals per game.
- She was the only rookie in the month to average at least 15+ points, 5+ rebounds, and 2+ assists while shooting 45.0% from the field and 37.0% from three-point range. Citron joins Napheesa Collier, Allisha Gray, and Nneka Ogumike as the only players to hold these averages.
- During the month of July, Citron averaged 12.9 points, 4.4 rebounds, 2.4 assist, and 11 steals per game. Citron was the only rookie to average at least 12.0 points, 4.0 rebounds and 2.0 assists.

LAST 5 ROOKIES TO AVERAGE AT LEAST 15 PTS, 5 REB, 2 AST, 45% FG, 37% IN A MONTH

PLAYER	MONTH	PTS	REB	AST	FG%	3P%
S. Citron	Jun. '25	15.6	5.7	2.2	46.8%	37.0%
N. Collier	Aug. '19	15.9	6.8	3.0	54.3%	40.0%
D. Shields	Aug. '18	16.3	5.0	2.7	48.9%	38.9%
B. Stewart	Sept. '16	18.3	9.3	3.0	41.5%	40.0%
B. Stewart	Jul. '16	20.0	9.3	4.0	45.0%	41.0%

DOUBLE-DOUBLE KIKI

- On 7/29 vs. CHI, Kiki Iriafen recorded her eighth double-double of the season - posting a career-best 22 points and 10 rebounds.
- Iriafen's eight double-doubles are most by a rookie in franchise history, surpassing Chamique Holdsclaw (6).
- She became the first rookie in franchise history to record four consecutive double-doubles, and joined Caitlin Clark and Angel Reese as the only rookies since 2020 to achieve this feat. Her four consecutive double-doubles tied the second longest streak in franchise history (longest: five; Chamique Holdsclaw).
- She was only the second rookie to accomplish this within her first five career games, following Natalie Williams (Utah Starzz), who did so in 1999.
- Iriafen's eight double-doubles are the most by any rookie this season and are tied for the fifth most overall.
- She has totaled 10+ rebounds in 10 games (last: 7/27 vs. PHX), the most by a rookie in franchise history.

MYSTICS: DBLE-DBLE (ROOKIE)

PLAYER	TOTAL
K. Iriafen	8
C. Holdsclaw	6
S. Austin	4
A. Santos de Oliveira	4
A. Edwards	3

2025: DBLE-DBLE (ROOKIE)

PLAYER	TOTAL
K. Iriafen	8
S. Citron	3
A. Morrow	2
4 Tied	1

A CAREER-YEAR FOR SYKES

- Brittney Sykes is averaging career-bests in points (15.8), free throw makes (5.2), free throw attempts (6.5), and assists (4.4).
- She has scored 18+ points in 13 games (the most in a single season) and nine 20+ games, marking the second most in a single season, and the most through a first half in her career (high 11; 2023).
- Sykes totaled a season-high best 32 points on 6/17 at CHI, her second 30+ point outing this season. She is one of 11 players to total a 30+ point, 5+ assist game this season.
- On 7/29 vs. CHI, Sykes totaled six assists, marking her 11th game with 5+ assists this season - tied for the most in a single season in her career.

1ST HALF OF 2025: 20+ PT GAME LEADERS

PLAYER	GAMES
N. Collier	15
K. Plum	12
S. Diggins	11
A. Wilson	11
K. Mitchell	11
S. Sabally	10
B. Stewart	10
B. Sykes	9
S. Ionescu	9
N. Ogumike	9
P. Bueckers	9

1st HALF OF 2025: SCORING LEADERS

PLAYER	PPG
N. Collier	23.2
A. Wilson	22.3
K. Plum	20.1
B. Stewart	19.7
K. Mitchell	19.1
S. Sabally	19.1
S. Ionescu	18.7
P. Bueckers	18.4
A. Gray	18.4
S. Diggins	17.5
D. Hamby	17.2
N. Ogumike	17.1
B. Sykes	17.1

SYKES PPG AVERAGE LAST FOUR SEASONS

SEASON	PPG	RPG	APG	SPG
2025	15.8	3.5	4.4	1.2
2024	12.2	4.1	3.1	0.9
2023	15.9	5.0	3.8	2.1
2022	12.7	3.7	3.7	2.0

- Sykes is the only player in Mystics history to average at least 17.0 point, 4.0 assists, and 3.0 rebounds in a first half of a season.

2025: PLAYERS AVERAGING 15+ PTS, 4+ AST, 3+ REB

PLAYER	PTS/G	REB/G	AST/G
Kelsey Plum	20.3	3.3	6.0
Sabrina Ionescu	19.8	4.7	5.7
Paige Bueckers	18.5	3.9	5.5
Jackie Young	16.6	4.1	4.4
Alyssa Thomas	16.2	8.4	9.0
Brittney Sykes	15.8	3.5	4.4





SHAKIRA, SHAKIRA

- On 6/20 vs. ATL, Shakira Austin recorded a career-high 28 points and added 10 rebounds for her first double-double of the season.
- She shot 13-17 from the field (.765 FG%), her second-best shooting performance in games with 10+ field goal attempts.
- Austin joins Elena Delle Donne as the only players in franchise history to record 28+ points and 10+ rebounds on 75.0% or better shooting. She's the 13th player in league history to accomplish this feat and the first since A'ja Wilson (Jul. 22, 2023).

PLAYERS TO RECORD 28+ PTS, 10+ REB, 2+ BLK 2+ STL ON 75.0% OR BETTER SHOOTING

PLAYER	DATE	PTS	REB	STL	BLK	FG%
S. Fowles	8/12/11	28	13	2	2	84.6%
L. Cambage	7/3/18	37	10	2	2	80.0%
S. Austin	6/20/25	28	10	3	2	76.5%

FINDING HER FORM

- Over the last seven games, Aaliyah Edwards is averaging 8.7 points and 4.1 rebounds while shooting 59.5% from the field.
- Edwards' leads the Mystics reserves in scoring and rebounding, averaging 6.4 points and 3.6 rebounds per game.
- On 7/22 vs. LAS, she recorded seven points and four rebounds, recording 7+ points in five of her last six outings.
- She has recorded 5+ rebounds in six games (last: 7/10 vs. LVA).

EDWARDS; AVERAGES BY MONTH

MONTH	PPG	RPG	FG%
May	4.0	5.3	26.7%
June	5.2	2.7	43.9%
July	9.7	4.2	64.7%

GETTING TO THE LINE

- The Mystics are attempting 23.0 free throw attempts, ranking first in the WNBA.
- Washington ranks first in personal fouls drawn (21.1) and has a free throw attempt rate of 0.357.
- The Mystics averaged 24.0 free throw attempts per game through the first half of the season, the most by a team since 2018 (DAL; 25.9 & LVA; 24.1) and are the most in franchise history since 2007 (24.5).
- Washington has attempted 20+ free throws in 20 game this season (last: vs. CHI; 7/29), the most in the league. The Mystics are 8-2 when attempting 25 or more free throws.
- Washington attempted a 2025 league-best 41 free throws on 6/22 vs. DAL, and the Mystics' 28 made free-throws is their highest total since July 7, 2023, vs. Indiana (31).
- The Mystics' 41 attempts are the most since 8/6/22, when Dallas attempted 45, and are the third most attempts in franchise history.
- Brittney Sykes is averaging 6.5 free throws per game (second most in the WNBA), with 4.5 attempts coming in the second half (most in WNBA).

MYSTICS FTM/FTA LAST FOUR SEASONS

SEASON	FTM	FTA	LEAGUE RANK
2025	17.2	23.0	1st/1st
2024	11.5	15.0	12th/12th
2023	15.0	18.2	6th/8th
2022	14.0	17.9	8th/8th

LAST 5 TEAMS TO AVERAGE 24.0+ FTA; 1ST HALF OF SEASON

TEAM	FTA/G	YEAR
WAS	24.0	2025
DAL	25.9	2018
LVA	24.1	2018
DAL	27.1	2017
DAL	24.8	2016

SHAKIRA'S STEP

- Since moving into the starting lineup (6/17), Shakira Austin is averaging 15.1 points, 7.9 rebounds, 2.4 assists, 1.4 blocks, and 1.3 steals while shooting 47.3% from the field.
- On 7/27 vs. PHX, she recorded her third 20+ point game of the season, and Austin has posted 10+ points and 5+ rebounds in 13 games this season.
- Her performance on 7/27 vs. PHX marked Austin's eighth game this season with at least 15 points and five rebounds.
- Austin's 12.4 points per game through the first half of the 2025 season are the most she's ever averaged through a half of a season in her career.
- She has recorded 10 game this season with multiple blocks (last: 7/31 vs. GSV), the most games in a single season in her career.
- Austin holds a defensive rating of 93.8, the fourth best defensive rating in the WNBA [min. 18 GP; 18.0 min/pg].

PLAYERS AVERAGING 12+ PTS, 5+ REB, 1+ AST, 1+ STL, 1+ BLK 2025 1st HALF; DEFRTG

PLAYER	TEAM
N. Collier	MIN
A. Wilson	LVA
B. Stewart	NYL
A. Stevens	LAS
S. Austin	WAS

PLAYER	DEFRTG
K. Westbeld	91.4
J. Shepard	91.7
N. Hiedeman	92.4
S. Austin	93.0
K. McBride	93.3

*MIN: 15 GP; 18.0 MPG

MYSTICS IN THE FOURTH

- Washington is averaging 20.2 points in the fourth, the fifth most in the WNBA. The Mystics are also attempting a league-best 7.3 free throws in that period.
- The Mystics hold a net rating of 9.7 in the final frame, fourth best in the WNBA. The team also has a defensive rating of 94.3, best in the WNBA and an offensive rating of 104.0, fifth best.
- The Mystics have held an opponent to 20 or fewer points in the fourth quarter in 18 games (last: 7/31 vs. GSV).
- Washington held Golden State to six points in the final frame on 7/31, the fewest points the Mystics have allowed in a regulation quarter since 5/8/22, (4 points in the 2nd quarter at Minnesota).
- The Mystics are holding opponents to 39.1% shooting in the fourth quarter (second best overall) and 23.1% from three-point territory, the best in the WNBA.
- Opponents are also averaging 3.9 assists in the final frame, the second fewest in the WNBA, and totaling 7.6 rebounds per game, tied for the fewest by an opponent.

DOING WORK IN THE PAINT

- The Mystics are averaging 38.2 points in the paint, the third most in the WNBA.
- Washington's 38.2 points are currently the most the team has averaged in franchise history (since PITP was tracked in 1998).
- Washington has now outscored their opponents in the paint 19 times this season. Washington recorded tied a season-high 52 points in the paint on 7/29 vs. PHX.
- Shakira Austin is averaging 9.2 points in the paint (8th most), and rookie Kiki Iriafen is averaging 7.6 points in the paint (15th most, and the most by a rookie).
- Washington is shooting 63.9% from the restricted area, fifth best in the WNBA.

2025; PITP LEADERS MYSTICS; PITP AVERAGE

TEAM	PPG
Los Angeles	40.4
Indiana	39.4
Washington	38.2
Seattle	37.6
Dallas	35.9

SEASON	PITP AVG.	RANK
2025	38.2	3rd
2024	30.2	11th
2023	31.7	12th
2022	34.1	T-6th
2021	29.7	12th
2020	30.7	11th





POINTS OFF TURNOVERS

- The Mystics are averaging 16.3 points off turnovers, the sixth most in the WNBA and over the last 5 games have averaged 18.4 points off turnovers, tied for the third best in the league.
- Washington has recored 18+ points off turnovers in 10 games (last: vs CHI; 7/29), posting a 8-2 record.
- Over the Mystics' last 5 games, Washington is forcing opponents into 15.6 turnovers per game - the fourth most in the WNBA.
- On 6/17 at CHI, the Mystics forced Chicago into 25 turnovers - the most by a Mystics opponent since Los Angeles committed 28 on May 21, 2024. Washington converted those into 40 points, a franchise record for points off turnovers. It was also the fourth most recorded in a WNBA game.

MOST POINTS SCORED OFF TURNOVERS

POINTS	TEAM	OPP	DATE
45	IND	DET	8/15/2009
44	CON	NYL	5/17/2022
42	CON	ATL	6/11/2023
40	WAS	CHI	6/17/2025

MYSTICS; 20+ PTS OFF TO GAMES

SEASON	GAMES	RECORD
2025	8	6-2
2024	9	4-5
2023	16	8-8
2022	10	8-2
2021	4	3-1

THE DEFENSIVE END

- The Mystics are holding opponents to 42.7% shooting, ranked fourth in the WNBA. The Mystics are also holding opponents to 30.9% from three-point territory, the best in the league.
- Opponents are averaging the second fewest rebounds per game (32.9) and third fewest assists (18.9).
- The Mystics are holding opponents to 8.1 fast break points per game, the fewest in the WNBA. Washington opponents are only scoring 34.0 points in the paint, the third fewest in the WNBA. The Mystics are also second in opp. second chance points (9.4).
- The Mystics have held an opponent to 25 or fewer points in the paint seven times this season.

2025 1st HALF; OPP FG% 2025 1st HALF; OPP 3P%

TEAM	OPP. FG%	TEAM	OPP. FG%
GSV	40.1%	MIN	30.0%
NYL	41.2%	WAS	30.2%
MIN	41.2%	IND	30.6%
PHX	42.2%	NYL	32.0%
WAS	42.3%	SEA	32.4%

COMPLETING THE COMEBACK

- On 7/13 at SEA, the Mystics erased a 10-point deficit in the comeback win.
- Washington has won seven games this season in which they trailed by 10+ at any point.
- The Mystics' seven games this season are the most in a single season over the last five years.
- Washington has won five games this season after trailing at the start of the fourth quarter - a league best.

MYSTICS; 10+ PT COMEBACKS BY SEASON

SEASON	COMEBACK WINS
2025	7
2024	4
2023	0
2022	5
2021	3

A DASH OF SUG

- Sug Sutton is averaging 7.5 points, 3.2 assists, and 1.7 rebounds per game on 44.9% shooting from the field and 40.8% from three-point range.
- She has scored 10+ points in nine games this season, the second most of her career (career-best: 15; 2023).
- Sutton 7.5 points per game mark the second highest average of her career. Her 44.9% shooting from the field and 40.8% from three-point territory are both career bests.

REBOUNDING THE BALL

- The Mystics are averaging 35.0 rebounds per game, ranked fifth in the WNBA.
- Washington's 35.0 rebounds per game are the most the team has averaged in a season since 2017 (36.3 rpg), and only the fifth time in franchise history the team has averaged 35.0+ rebounds in a season.
- On 7/26 vs. SEA, the Mystics recorded a season-high 44 rebounds, the most by Washington in a game since May 31st, 2022, at Indiana.
- For the first time in franchise history, three Mystics players - Shakira Austin (11), Kiki Iriafen (11), and Sonia Citron (10) recorded 10+ rebounds in a single game (7/26 vs. SEA). It is just the 20th occurrence of this feat in WNBA history (last: New York, July 21, 2023, at Washington).

MYSTICS; RPG AVERAGE

SEASON	RPG AVG.	RANK
2025	35.0	5th
2024	31.9	12th
2023	32.3	10th
2022	34.9	5th
2021	33.3	11th
2020	31.5	11th

LAST 5 TEAMS WITH 3 PLAYERS W/ 10+ REB IN A SINGLE GAME

SEASON	TEAM	#PLAYERS	PLAYERS
2025	WAS	3	S. Austin, K. Iriafen, S. Citron
2023	NYL	3	S. Ionescu, J. Jones, B. Stewart
2022	MIN	3	S. Fowles, A. Powers, J. Shepard
2021	PHX	3	B. Griner, D. Taurasi, B. Turner
2020	ATL	3	B. Laney-Hamilton, C. Williams, E. Williams

- Mystics rookie Kiki Iriafen needs just 20 rebounds to become the all-time record holder for rookies in a rookie season.

MYSTICS ROOKIE ALL-TIME TOTAL REBOUNDS LEADERS

SEASON	PLAYER	REB TOTAL
1999	Chamique Holdsclaw	246
2022	Shakira Austin	232
2025	Kiki Iriafen	227
1998	Murriel Page	208
2024	Aaliyah Edwards	191

MYSTICS ROOKIE ALL-TIME RPG LEADERS

SEASON	PLAYER	RPG
2025	Kiki Iriafen	8.4
1999	Chamique Holdsclaw	7.9
1998	Murriel Page	6.9
2022	Shakira Austin	6.4
2024	Aaliyah Edwards	5.6



A CAREER NIGHT FOR THE ROOKIES

- 7/29 vs. CHI marked the first time in Mystics history that two rookies scored 20+ points in the same game, after Citron scored a career-best 28 points and Iriafen tallied 22 points.
- Iriafen is now the third-fastest rookie this season to reach 300 points, behind Dallas' Paige Bueckers and teammate Sonia Citron
- Citron became the fourth rookie in Mystics history to record multiple 25+ point games in a season, joining Ariel Atkins, Alana Beard & Nikki McCray.
- She also went 5-6 from three point range, the sixth rookie in Mystics history to make 5+ three-pointers in a game, joining Julie Vanloo, Ariel Atkins, Keri Chaconas, Stella Johnson and Laurie Koehn.
- 19 of Citron's 28 points came in the first half - a career-high.

LAST 5 OUTINGS OF ROOKIE TEAMMATES W/ 20+ PTS IN A SINGLE GAME

SEASON	TEAM	# PLAYERS	PLAYERS
2025	WAS	2	K. Iriafen, S. Citron
2025	DAL	2	P. Bueckers, A. James
2020	NYL	2	J. Jones, L. Odom
2015	SEA	2	J. Loyd, R. Tokashiki
2008	MIN	2	N. Anosike, C. Wiggins

MILESTONE WATCH

- Sonia Citron and Kiki Iriafen are moving up the rookie franchise record for points in a season.

MYSTICS ROOKIE ALL-TIME POINTS LEADERS

SEASON	PLAYER	PT TOTAL
1999	Chamique Holdsclaw	525
1998	Nikki McCray	512
2004	Alana Beard	446
2025	Sonia Citron	385

MYSTICS ROOKIE ALL-TIME 10+ PT GM LEADERS

SEASON	PLAYER	TOTAL
1999	Chamique Holdsclaw	28
1998	Nikki McCray	27
2004	Alana Beard	23
2025	Sonia Citron	22
2025	Kiki Iriafen	19
2014	Bria Hartley	18

FIRST HALF OF THE SEASON: QUICK BITS

- The Mystics concluded the first half of the season with a .500 record with 11 wins, tied for the seventh best record in the WNBA.
- Washington finished the first half of the season ranked fourth in pace (96.11).
- Washington entered the All-Star break fifth in rebounds per game, averaging 35.5 per game. The Mystics rank fourth in defensive rebounds per game, averaging 26.7 and fifth in offensive rebounds per game (8.8).
- The Mystics totaled 14 "clutch games" through the first half of the season, tied for the second most in the league. Washington totaled three games with losses by three or fewer points.



#8 Georgia Amoore

Guard • 5-7 • 3/4/01 • Kentucky/Australia

Rookie

SEASON	GP	GS	PPG	RPG	APG	SPG	BPG	MPG	FG%	3FG%	FT%
** No Games Played 2025-26 Regular Season **											
	POINTS				REB	AST	BLK	STL			
	10+	20+	30+	10+	10+	3+	3+	DBL-DBL	TPL-DBL		
Career	--	--	--	--	--	--	--	--	--	--	--

RECENT GAMES													
OPPONENT	W/L	MIN	FG-A	3P-A	FT-A	OR	DR	TR	A	PF	ST	TO	BS
7/31 vs. GSV	L												
7/29 vs. CHI	W												
7/27 vs. PHO	L												
7/26 vs. SEA	W												
7/22 vs. LAS	L												

2024 SEASON HIGHLIGHTS:

- 2024-25 Jersey Mike’s Naismith Trophy Women’s College Player of the Year Semifinalist
- 2024-25 All SEC First Team (coaches), 2024-25 All SEC First Team (USA Today), 2024-25 Second Team All- American, 2023-24 Third Team All-American, Two-Time Finalist for Lieberman Award
- Third player in Division I women’s history with 2,300+ career points and 800+ assists. The first part of her college stint was spent at Virginia Tech, where she helped her team reach the 2023 Final Four
- 2023 ACC Women’s Basketball Tournament MVP
- Ranks first in career assists (656) at Virginia Tech
- Became the first Virginia Tech Women’s Basketball athlete to record a triple-double with a 24-point, 10-rebound, 11-assist effort vs. Nebraska on Dec. 1, 2022

	2025-26 HIGHS	CAREER HIGHS
PTS	--	--
FGM	--	--
FGA	--	--
3FGM	--	--
3FGA	--	--
FTM	--	--
FTA	--	--
OREB	--	--
DREB	--	--
TREB	--	--
ASTS	--	--
STLS	--	--
BLKS	--	--
MINS	--	--





#0 Shakira Austin

Center • 6-5 • 25/7/00 • Mississippi/USA

3 Years Pro

SEASON	GP	GS	PPG	RPG	APG	SPG	BPG	MPG	FG%	3FG%	FT%
2025-26	24	16	12.6	6.9	1.8	1.04	1.17	22.6	.469	.000	.667
	POINTS				REB	AST	BLK	STL			
	10+	20+	30+	10+	10+	3+	3+	DBL-DBL	TPL-DBL		
Career	49	6	--	17	--	3	10	13	--		

RECENT GAMES												
OPPONENT	W/L	MIN	FG-A	3P-A	FT-A	OR	DR	TR	A	PF	ST	TO
7/31 vs. GSV	L	31:44	3-8	0-0	4-6	3	6	9	3	2	1	2
7/29 vs. CHI	W	20:20	3-8	0-1	0-0	1	5	6	3	5	0	3
7/27 vs. PHO	L	27:28	8-18	0-0	4-6	4	4	8	1	1	0	5
7/26 vs. SEA	W	24:36	5-12	0-0	4-4	2	9	11	1	1	0	3
7/22 vs. LAS	L	28:05	8-14	0-0	1-2	3	3	6	2	3	4	4

2025 SEASON HIGHLIGHTS:

- Made season debut on 5/18 at CON
- Posted 13 points and three rebounds off the bench on 5/28 vs. IND
- Contributed 10 points, three rebounds, and two blocks on 6/3 at IND
- Recorded a season-high 11 rebounds off the bench on 6/5 vs. NYL and added a career-high four assists. It was her 14th career performance with 10+ rebounds. Her 11 boards are the most by a reserve in the WNBA this season
- Led the bench scoring with a season-high 14 points and five rebounds on 6/8 vs. CON...Marked her first 10 point, 5 rebound game of the season
- Made first of the season of 6/17 at CHI
- Has totaled 5+ points, 5+ rebounds in 18 games
- On 6/20 at ATL, recorded a career-high 28 points and added 10 rebounds for her first double-double of the season
- Is the youngest player in WNBA history (24 y, 330d) to record at least 28 points, 10 rebounds, 2 steals, and 2 blocks while shooting 75.0% or better in a game
- Scored 20+ points in consecutive games for the first time in her career (6/20-6/22).
- Was named Eastern Conference Player of the Week for games played from June 16-22, the first time she has earned this honor in her career
- Totaled three double-doubles on the season
- On 7/8 vs. CHI, hit the game-winning free throws with 2.1 seconds remaining, finishing with 15 points, eight rebounds, four assists, two steals, and two blocks
- Scored in double figures in eight consecutive games (6/22-7/10)
- Posted 15+ points and 5+ rebounds in eight games (last: 7/27 vs. PHX)
- Has totaled three 20+ games this season
- Recorded multiple blocks in 10 games this season (most in a single season in her career)

	2025-26 HIGHS	CAREER HIGHS
PTS	28 at ATL 6/20/25	28 at ATL 6/20/25
FGM	13 at ATL 6/20/25	13 at ATL 6/20/25
FGA	18 2 times (vs. PHO, 7/27/25)	18 2 times (vs. PHO, 7/27/25)
3FGM	--	1 vs. NYL 5/14/24
3FGA	2 vs. NYL 6/5/25	2 vs. NYL 6/5/25
FTM	7 vs. DAL 6/22/25	10 vs. SEA 8/20/24
FTA	13 vs. CHI 7/8/25	15 vs. SEA 8/20/24
OREB	4 5 times (vs. PHO, 7/27/25)	4 11 times (vs. PHO, 7/27/25)
DREB	9 2 times (vs. SEA, 7/26/25)	10 2 times (@ CHI, 5/26/23)
TREB	13 at LVA 6/26/25	13 2 times (@ LVA, 6/26/25)
ASTS	5 at SEA 7/13/25	5 at SEA 7/13/25
STLS	4 vs. LAS 7/22/25	4 vs. LAS 7/22/25
BLKS	4 at CHI 6/17/25	5 vs. NYL 5/14/24
MINS	32 at ATL 6/20/25	35 at MIN 5/8/22



#22 Sonia Citron

Guard • 6-1 • 22/10/03 • Notre Dame/USA

Rookie

SEASON	GP	GS	PPG	RPG	APG	SPG	BPG	MPG	FG%	3FG%	FT%
2025-26	27	27	14.3	4.8	2.2	1.15	0.44	32.7	.458	.374	.891
	POINTS				REB	AST	BLK	STL			
	10+	20+	30+	10+	10+	3+	3+	DBL-DBL	TPL-DBL		
Career	22	4	--	3	--	--	2	3	--		

RECENT GAMES													
OPPONENT	W/L	MIN	FG-A	3P-A	FT-A	OR	DR	TR	A	PF	ST	TO	BS
7/31 vs. GSV	L	32:28	6-14	2-6	2-3	0	2	2	2	1	2	0	1
7/29 vs. CHI	W	28:31	10-15	5-6	3-3	0	2	2	2	2	1	3	1
7/27 vs. PHO	L	26:32	3-8	0-2	7-8	0	2	2	2	2	1	4	0
7/26 vs. SEA	W	30:25	5-9	0-2	1-1	2	8	10	3	1	1	1	2
7/22 vs. LAS	L	29:31	2-7	1-3	2-2	0	4	4	6	5	3	0	1

2025 SEASON HIGHLIGHTS:

- In her rookie debut, finished with 19 points (6-7 FG), two rebounds and two assists (5/16)
- She joins Alana Beard and Shakira Austin as the only Mystics rookies to score at least 17 points on .850+ shooting
- Is the first Mystics rookie since Shakira Austin (8/2/22–8/7/22) to score 15+ points in consecutive games (5/16-5/18)
- Scored 10+ points in 14 consecutive games (5/16-6/22)
- Was the first rookie in the 2025 draft class to reach 100 points
- Posted 10 career game with 10+ point, 5+ rebounds
- Shot 50.0% or better in three straight games (6/3-6/8), and 10 times overall
- Has made multiple three-pointers in 14 games
- Recorded first career double-double posting a career-high 27 points to go along with a career-high 11 rebounds on 6/22 vs. DAL
- She became the first rookie in franchise history to post a 25+ point, 10+ rebound game
- Has recorded three double-doubles on the season
- Became just the second rookie in Mystics history with multiple 20+ point, 10+ rebound games in a season, joining Chamique Holdsclaw (1999).
- Scored 20+ points in three of her last four outings (6/22-6/28, becoming the first Mystic to do so since Alana Beard in September 2004
- Was named an WNBA All-Star reserve on July 6, 2025
- Has recorded 10 games multiple steals
- The second fastest Mystics rookie to reach 300+ points, 100+ rebounds, 45+ assits (22 games)
- Became just the fourth Mystics rookie to score 10+ points in 20 or more games, joining Alana Beard (2004), Nikki McCray (1998), and Chamique Holdsclaw (1999).
- Totaled four 20+ point outings on the season
- Became the fourth rookie in Mystics history to record multiple 25+ point games in a season, joining Ariel Atkins, Alana Beard & Nikki McCray.
- On 7/29 vs. CHI, went 5-6 from three-point territory, becoming the sixth rookie in Mystics history to make 5+ three-pointers in a game

	2025-26 HIGHS	CAREER HIGHS
PTS	28 vs. CHI 7/29/25	28 vs. CHI 7/29/25
FGM	10 vs. CHI 7/29/25	10 vs. CHI 7/29/25
FGA	15 2 times (vs. CHI, 7/29/25)	15 2 times (vs. CHI, 7/29/25)
3FGM	5 vs. CHI 7/29/25	5 vs. CHI 7/29/25
3FGA	8 at DAL 6/28/25	8 at DAL 6/28/25
FTM	7 2 times (vs. PHO, 7/27/25)	7 2 times (vs. PHO, 7/27/25)
FTA	8 vs. PHO 7/27/25	8 vs. PHO 7/27/25
OREB	5 at DAL 6/28/25	5 at DAL 6/28/25
DREB	9 vs. DAL 6/22/25	9 vs. DAL 6/22/25
TREB	11 vs. DAL 6/22/25	11 vs. DAL 6/22/25
ASTS	6 2 times (vs. LAS, 7/22/25)	6 2 times (vs. LAS, 7/22/25)
STLS	3 2 times (vs. LAS, 7/22/25)	3 2 times (vs. LAS, 7/22/25)
BLKS	2 vs. SEA 7/26/25	2 vs. SEA 7/26/25
MINS	41 vs. DAL 6/22/25	41 vs. DAL 6/22/25





#31 Stefanie Dolson

Center • 6-5 • 8/1/92 • Connecticut/USA

11 Years Pro

SEASON	GP	GS	PPG	RPG	APG	SPG	BPG	MPG	FG%	3FG%	FT%
2025-26	27	11	3.1	2.3	1.5	0.33	0.33	15.6	.359	.255	.625
	POINTS				REB	AST	BLK	STL			
	10+	20+	30+	10+	10+	3+	3+	DBL-DBL	TPL-DBL		
Career	139	19	--	17	--	28	2	14	--		

RECENT GAMES

OPPONENT	W/L	MIN	FG-A	3P-A	FT-A	OR	DR	TR	A	PF	ST	TO	BS	PTS
7/31 vs. GSV	L	8:48	0-2	0-2	0-0	0	1	1	0	2	0	1	1	0
7/29 vs. CHI	W	12:04	2-3	0-1	0-3	1	1	2	1	4	0	0	0	4
7/27 vs. PHO	L	11:30	2-3	1-2	0-0	0	3	3	2	2	1	0	0	5
7/26 vs. SEA	W	15:13	2-3	0-1	0-0	0	2	2	3	1	1	1	1	4
7/22 vs. LAS	L	16:46	3-4	2-2	0-0	0	0	0	1	3	0	0	0	8

2025 SEASON HIGHLIGHTS:

- Recorded a game-high eight assists, along with eight points and six rebounds on 5/23 at LVA...Her eight assists are tied for the second most in a game in her career
- Reached 3,000 career points on 6/5 vs. NYL
- On 7/13 at Seattle, made her 100th three-pointer as a Mystics
- Grabbed a season-high seven rebounds on 7/13 at SEA
- On 7/22 vs. Los Angeles, paced the Mystics bench with a season-high-tying eight points including two made three-pointers.

	2025-26 HIGHS	CAREER HIGHS
PTS	8 3 times (vs. LAS, 7/22/25)	29 vs. PHO 7/28/17
FGM	4 vs. NYL 6/5/25	13 vs. PHO 7/28/17
FGA	7 at LVA 5/23/25	21 vs. PHO 7/28/17
3FGM	2 3 times (vs. LAS, 7/22/25)	6 2 times (vs. MIN, 8/17/24)
3FGA	4 2 times (@ MIN, 7/3/25)	7 5 times (vs. CON, 6/27/24)
FTM	2 2 times (@ LVA, 6/26/25)	10 at DAL 7/16/17
FTA	3 vs. CHI 7/29/25	12 at DAL 7/16/17
OREB	2 2 times (vs. MIN, 6/24/25)	7 vs. WAS 5/24/17
DREB	6 at SEA 7/13/25	12 vs. NYL 7/9/15
TREB	7 at SEA 7/13/25	13 vs. NYL 7/9/15
ASTS	8 at LVA 5/23/25	9 vs. DAL 8/30/17
STLS	19 times (vs. PHO, 7/27/25)	3 2 times (@ LAS, 8/11/19)
BLKS	2 2 times (@ LVA, 5/23/25)	5 2 times (vs. ATL, 7/17/19)
MINS	29 at LVA 5/23/25	44 vs. LAS 8/18/17



#24 Aaliyah Edwards

Forward • 6-3 • 9/7/02 • Connecticut/Canada

1 Year Pro

SEASON	GP	GS	PPG	RPG	APG	SPG	BPG	MPG	FG%	3FG%	FT%
2025-26	19	0	6.4	3.6	0.4	0.53	0.32	14.2	.489	.000	.630
	POINTS				REB	AST	BLK	STL			
	10+	20+	30+	10+	10+	3+	3+	DBL-DBL	TPL-DBL		
Career	12	1	--	4	--	4	1	3	--		


RECENT GAMES

OPPONENT	W/L	MIN	FG-A	3P-A	FT-A	OR	DR	TR	A	PF	ST	TO	BS	PTS
7/31 vs. GSV	L													
7/29 vs. CHI	W													
7/27 vs. PHO	L													
7/26 vs. SEA	W													
7/22 vs. LAS	L	10:15	1-3	0-0	5-6	1	3	4	0	0	0	2	1	7

2025 SEASON HIGHLIGHTS:

- Made season debut on 5/25 at PHX - recording six points and seven rebounds off the bench
- Has totaled 5+ rebounds off the bench in five games
- Contributed 13 points and seven rebounds on 6/8 vs. CON
- Scored a season-high 15 points on 6-7 shooting on 7/3 at MIN
- Has totaled 10+ points in three games

	2025-26 HIGHS	CAREER HIGHS
PTS	15 at MIN 7/3/25	23 vs. CHI 6/6/24
FGM	6 at MIN 7/3/25	10 vs. CHI 6/6/24
FGA	8 2 times (@ LAS, 7/15/25)	12 vs. CHI 6/6/24
3FGM	--	--
3FGA	1 7 times (@ LAS, 7/15/25)	114 times (@ LAS, 7/15/25)
FTM	5 vs. LAS 7/22/25	5 2 times (vs. LAS, 7/22/25)
FTA	6 2 times (vs. LAS, 7/22/25)	8 vs. IND 6/7/24
OREB	5 vs. CON 6/8/25	5 vs. CON 6/8/25
DREB	5 3 times (vs. LVA, 7/10/25)	13 vs. CHI 6/6/24
TREB	7 2 times (vs. CON, 6/8/25)	14 vs. CHI 6/6/24
ASTS	1 8 times (@ LVA, 6/26/25)	4 2 times (@ DAL, 9/3/24)
STLS	1 10 times (vs. CHI, 7/8/25)	3 at LAS 5/21/24
BLKS	2 vs. LVA 7/10/25	4 vs. CHI 6/6/24
MINS	20 vs. CON 6/8/25	36 vs. CHI 6/6/24



#21 Emily Engstler

Forward • 6-1 • 1/5/00 • Louisville/USA

3 Years Pro

SEASON	GP	GS	PPG	RPG	APG	SPG	BPG	MPG	FG%	3FG%	FT%
2025-26	23	0	2.7	3.2	1.3	0.43	0.57	11.0	.379	.226	.667
	POINTS				REB	AST	BLK	STL			
	10+	20+	30+		10+	10+	3+	3+	DBL-DBL	TPL-DBL	
Career	12	1	--		3	--	6	3	2	--	

RECENT GAMES														
OPPONENT	W/L	MIN	FG-A	3P-A	FT-A	OR	DR	TR	A	PF	ST	TO	BS	PTS
7/31 vs. GSV	L	17:39	2-7	1-4	0-0	2	1	3	2	0	0	1	2	5
7/29 vs. CHI	W	17:42	0-3	0-3	5-6	2	4	6	4	1	1	1	1	5
7/27 vs. PHO	L	17:46	3-4	2-3	0-0	1	2	3	1	0	0	1	0	8
7/26 vs. SEA	W	12:38	1-4	0-1	0-0	1	1	2	0	3	1	1	1	2
7/22 vs. LAS	L													

- 2025 SEASON HIGHLIGHTS:
- Recorded nine rebounds off the bench on 6/8 vs. CON
 - Grabbed five rebounds on 7/3 at MIN
 - Scored a season-high eight points in her 100th career game (7/27 vs. PHX)

	2025-26 HIGHS	CAREER HIGHS
PTS	8 vs. PHO 7/27/25	23 vs. DAL 6/22/24
FGM	3 vs. PHO 7/27/25	8 at DAL 9/3/24
FGA	7 vs. GSV 7/31/25	14 at DAL 9/3/24
3FGM	2 vs. PHO 7/27/25	3 4 times (vs. IND, 9/19/24)
3FGA	4 vs. GSV 7/31/25	6 at DAL 9/3/24
FTM	5 vs. CHI 7/29/25	6 vs. DAL 6/22/24
FTA	6 vs. CHI 7/29/25	6 2 times (vs. CHI, 7/29/25)
OREB	3 2 times (@ IND, 6/3/25)	7 2 times (vs. LAS, 5/27/22)
DREB	7 vs. CON 6/8/25	7 3 times (vs. CON, 6/8/25)
TREB	9 vs. CON 6/8/25	13 at CHI 5/24/22
ASTS	4 2 times (vs. CHI, 7/29/25)	5 vs. CON 6/22/23
STLS	1 10 times (vs. CHI, 7/29/25)	3 3 times (@ PHO, 9/5/24)
BLKS	2 2 times (vs. GSV, 7/31/25)	4 2 times (vs. NYL, 9/17/24)
MINS	20 at MIN 7/3/25	35 at CHI 5/24/22



#44 Kiki Iriafen

Forward • 6-3 • 26/8/03 • Southern California/USA

Rookie

SEASON	GP	GS	PPG	RPG	APG	SPG	BPG	MPG	FG%	3FG%	FT%
2025-26	27	27	11.9	8.4	1.4	0.63	0.11	26.5	.465	.000	.757
	POINTS				REB	AST	BLK	STL			
	10+	20+	30+	10+	10+	3+	3+	DBL-DBL	TPL-DBL		
Career	19	2	--	10	--	--	2	8	--		

RECENT GAMES												
OPPONENT	W/L	MIN	FG-A	3P-A	FT-A	OR	DR	TR	A	PF	ST	TO
7/31 vs. GSV	L	21:49	5-8	0-0	0-0	1	5	6	1	4	0	10
7/29 vs. CHI	W	29:54	8-14	0-0	6-8	3	7	10	4	3	2	1
7/27 vs. PHO	L	23:17	2-7	0-0	2-2	4	6	10	0	2	0	2
7/26 vs. SEA	W	27:33	3-9	0-0	1-2	2	9	11	1	2	0	3
7/22 vs. LAS	L	24:54	4-7	0-0	5-8	0	4	4	1	5	0	2

	2025-26 HIGHS	CAREER HIGHS
PTS	22 vs. CHI 7/29/25	22 vs. CHI 7/29/25
FGM	9 at IND 6/3/25	9 at IND 6/3/25
FGA	14 3 times (vs. CHI, 7/29/25)	14 3 times (vs. CHI, 7/29/25)
3FGM	--	--
3FGA	2 vs. ATL 6/15/25	2 vs. ATL 6/15/25
FTM	6 4 times (vs. CHI, 7/29/25)	6 4 times (vs. CHI, 7/29/25)
FTA	9 vs. DAL 6/22/25	9 vs. DAL 6/22/25
OREB	6 vs. NYL 6/5/25	6 vs. NYL 6/5/25
DREB	10 2 times (@ PHO, 5/25/25)	10 2 times (@ PHO, 5/25/25)
TREB	14 at CON 5/18/25	14 at CON 5/18/25
ASTS	6 vs. DAL 6/22/25	6 vs. DAL 6/22/25
STLS	5 vs. DAL 6/22/25	5 vs. DAL 6/22/25
BLKS	1 3 times (vs. CHI, 7/8/25)	1 3 times (vs. CHI, 7/8/25)
MINS	37 vs. DAL 6/22/25	37 vs. DAL 6/22/25

2025 SEASON HIGHLIGHTS:

- Scored the 6th most points by a Mystics rookie in her debut (14)
- Recorded her first career double-double with 17 points and 14 rebounds on 5/18 at CON
- Totaled 31 points and 18 rebounds through her first two career games, becoming the first rookie in Mystics history to start a season with at least 30 points and 15 rebounds
- Became the 7th rookie in WNBA history – and the first since Breanna Steward (2016)– to post 30 points and 30 rebounds across their first three games
- Recorded four consecutive double-doubles (5/18-5/25), the first Mystics rookie to accomplish this feat
- Is only the second rookie to total four double-doubles within their first five career games, following Natalie Williams (Utah Starzz), who did so in her first three-career games in 1999
- Was named Kia WNBA Rookie of the Month for games played in May
- Joined teammate Sonia Citron in scoring 10+ points in 10 consecutive games - the longest streak by teammates in WNBA history.
- Became the 13th rookie in WNBA history to post a 20+ point, 8+ rebound game on 80.0% or better shooting (6/3 at IND)
- She was the fastest rookie in Mystics history to total 100+ points and 80+ rebounds (8 games) and the quickest player to do so since Tina Charles in 2010
- Grabbed a season-high five offensive rebounds, the most by a Mystics rookie since Ariel Atkins in 2018 (5 vs Chicago, July 13, 2018)
- Recorded 10+ points, 5+ rebounds in nine consecutive games (ended: 6/15)
- On 6/22, recorded 19 points, seven rebounds, six assists and five steals...She is the first rookie in Mystics history – and the first rookie this season to record 15+ points, 5+ rebounds, 5+ assists, and 5+ steals in a game
- Has totaled eight double-doubles on the season
- Leads all WNBA rookies with 17 games with 10+ points and 5+ rebounds
- Was named an WNBA All-Star reserve on July 6, 2025
- On 7/8 tied Chamique Holdsclaw for the franchise record for most double-doubles by a rookie (6)
- Reached 50 offensive rebounds for the season on 7/8, becoming the fourth rookie in franchise history to do so before her 20th game – and the first in 26 years (joining Chamique Holdsclaw '99, Alessandra Santos de Oliveira '98, Murriel Page '98)
- On 7/13 at SEA, posted her seventh double-double of the season, surpassing Chamique Holdsclaw for the most double-doubles by a Mystics rookie in their debut season
- Became the youngest Mystic and the fourth youngest player in WNBA history to reach 200 career rebounds (21y, 334d)
- Has totaled a rooke franchise-best 10 games with 10+ rebounds
- She became the 10th rookie in Mystics history to score 300 points in a season, surpassing Julie Vanloo (7/29 vs. CHI)



#5 Jade Melbourne

Guard • 5-10 • 18/8/02 • Cranberra Capitals/Australia

2 Years Pro

SEASON	GP	GS	PPG	RPG	APG	SPG	BPG	MPG	FG%	3FG%	FT%
2025-26	26	4	6.3	2.0	2.7	0.65	0.12	23.4	.393	.333	.600
	POINTS				REB	AST	BLK	STL	DBL-DBL		TPL-DBL
	10+	20+	30+	10+	10+	3+	3+		DBL-DBL		TPL-DBL
Career	12	1	--	--	--	--	--	3	--		--


RECENT GAMES

OPPONENT	W/L	MIN	FG-A	3P-A	FT-A	OR	DR	TR	A	PF	ST	TO	BS	PTS
7/31 vs. GSV	L	22:04	2-5	1-3	1-1	0	2	2	2	4	1	0	0	6
7/29 vs. CHI	W	25:12	2-4	0-1	2-2	1	1	2	0	1	0	1	0	6
7/27 vs. PHO	L	30:57	4-8	1-3	4-4	0	3	3	4	4	3	0	0	13
7/26 vs. SEA	W	27:13	2-4	1-2	0-0	0	0	0	4	2	1	3	1	5
7/22 vs. LAS	L	17:42	1-3	1-1	3-4	0	2	2	3	0	0	0	0	6

2025 SEASON HIGHLIGHTS:

- 5/16 vs. Atlanta marked her second career game with at least 10 points and 5 rebounds
- Scored 15 points off the bench on 5/18, marking the first time in her career she has scored 10+ points in back-to-back games
- First career start on 5/23 vs. LVA...Has started two games this season
- Has scored 10+ points in five games
- Recorded 3+ assists in 13 games
- Has led the bench in scoring seven times this season.
- Totaled 11 points in the first-half on 7/27 vs. PHX, her most in a half this season and second-most in her career (June 9, 2024 at New York)

	2025-26 HIGHS	CAREER HIGHS
PTS	15 2 times (vs. NYL, 6/5/25)	21 at NYL 6/9/24
FGM	6 vs. NYL 6/5/25	8 at NYL 6/9/24
FGA	11 at LVA 5/23/25	12 at NYL 6/9/24
3FGM	3 at CON 5/18/25	3 2 times (@ CON, 5/18/25)
3FGA	5 4 times (@ MIN, 7/3/25)	6 at NYL 6/9/24
FTM	4 2 times (vs. PHO, 7/27/25)	5 vs. DAL 6/22/24
FTA	6 2 times (@ LVA, 5/23/25)	6 3 times (@ LVA, 5/23/25)
OREB	2 at CHI 6/17/25	2 3 times (@ CHI, 6/17/25)
DREB	7 at GSV 5/21/25	7 at GSV 5/21/25
TREB	7 at GSV 5/21/25	7 at GSV 5/21/25
ASTS	7 at GSV 5/21/25	7 at GSV 5/21/25
STLS	3 vs. PHO 7/27/25	4 2 times (vs. IND, 9/19/24)
BLKS	1 3 times (vs. SEA, 7/26/25)	1 9 times (vs. SEA, 7/26/25)
MINs	36 vs. MIN 6/24/25	36 vs. MIN 6/24/25



#33 Lucy Olsen

Guard • 5-10 • 26/5/03 • Iowa/USA

Rookie

[illegible]

RECENT GAMES

OPPONENT	W/L	MIN	FG-A	3P-A	FT-A	OR	DR	TR	A	PF	ST	TO	BS	PTS
7/31 vs. GSV	L	12:43	2-5	1-3	0-0	0	0	0	1	1	1	0	0	5
7/29 vs. CHI	W	11:05	2-4	2-4	0-0	1	0	1	2	1	0	0	0	6
7/27 vs. PHO	L	16:58	1-4	1-3	0-0	0	0	0	2	3	0	1	0	3
7/26 vs. SEA	W	12:46	1-3	0-1	0-0	1	0	1	1	1	1	1	1	2
7/22 vs. LAS	L	5:33	1-1	0-0	0-0	0	1	1	0	0	0	0	0	2

2025 SEASON HIGHLIGHTS:

- Had a then career-best game on 6/8 vs. CON, recording five points and three assists
- On 6/26 at LVA, recorded a then career-high 14 points off the bench, including three three-pointers, while logging a career-best 37 minutes
- Rerecorded a career-best and team-high 19 points on 7/3 at MIN...Went 7-10 from the field and dished three assists

	2025-26 HIGHS	CAREER HIGHS
PTS	19 at MIN 7/3/25	19 at MIN 7/3/25
FGM	7 at MIN 7/3/25	7 at MIN 7/3/25
FGA	12 at LVA 6/26/25	12 at LVA 6/26/25
3FGM	3 at LVA 6/26/25	3 at LVA 6/26/25
3FGA	7 at LVA 6/26/25	7 at LVA 6/26/25
FTM	4 at MIN 7/3/25	4 at MIN 7/3/25
FTA	4 at MIN 7/3/25	4 at MIN 7/3/25
OREB	16 times (vs. CHI, 7/29/25)	16 times (vs. CHI, 7/29/25)
DREB	4 at LVA 5/23/25	4 at LVA 5/23/25
TREB	5 at LVA 5/23/25	5 at LVA 5/23/25
ASTS	3 3 times (@ MIN, 7/3/25)	3 3 times (@ MIN, 7/3/25)
STLS	14 times (vs. GSV, 7/31/25)	14 times (vs. GSV, 7/31/25)
BLKS	12 times (vs. SEA, 7/26/25)	12 times (vs. SEA, 7/26/25)
MINs	38 at LVA 6/26/25	38 at LVA 6/26/25



#1 Sug Sutton

Guard • 5-8 • 17/12/98 • Texas-Austin/USA

3 Years Pro

SEASON	GP	GS	PPG	RPG	APG	SPG	BPG	MPG	FG%	3FG%	FT%
2025-26	26	26	7.5	1.7	3.2	0.92	0.12	25.1	.449	.408	.719
	POINTS				REB	AST	BLK	STL			
	10+	20+	30+		10+	10+	3+	3+	DBL-DBL	TPL-DBL	
Career	26	2	--		1	2	--	4	1	1	

RECENT GAMES														
OPPONENT	W/L	MIN	FG-A	3P-A	FT-A	OR	DR	TR	A	PF	ST	TO	BS	PTS
7/31 vs. GSV	L	26:07	3-8	1-3	0-0	0	3	3	6	2	0	1	0	7
7/29 vs. CHI	W	23:38	3-9	2-5	0-0	0	1	1	3	0	1	0	0	8
7/27 vs. PHO	L	19:57	1-5	0-2	2-2	0	2	2	3	0	0	2	0	4
7/26 vs. SEA	W	24:56	5-9	1-2	2-2	0	3	3	2	3	1	3	0	13
7/22 vs. LAS	L	34:31	3-6	2-4	0-0	2	0	2	4	0	0	3	0	8

2025 SEASON HIGHLIGHTS:

- On 5/30 vs. NYL, was a perfect from the field (2-2), three-point range (1-1), and free throw line (2-2)...Became the 11th player in Mystics history to shoot 100% from the field, three, and free-throw line in a game – and the first since Stefanie Dolson (Aug. 19, 2024)
- Scored 10 points (4-7 FG) and dished four assists on 6/8 vs. CON
- Recorded a season-high six assists on 6/17 at CHI
- Totaled seven points, five rebounds, and three assists on 6/20 at ATL
- On 6/22, scored a season-high 15 points on perfect shooting from the field (4-4 FG, 3-3 3PT) and 4-of-6 from the free-throw line
- Surpassed 500 points for her career on 6/22 vs. DAL
- Has scored 10+ points in nine games
- Recorded four steals on 6/24 vs. MIN
- Has totaled four game this season with five or more assists
- Dished a season-high six assists on 7/31 vs. GSV

	2025-26 HIGHS	CAREER HIGHS
PTS	17 at LVA 6/26/25	21 vs. LVA 6/21/23
FGM	6 at LVA 6/26/25	9 vs. LVA 6/21/23
FGA	12 vs. MIN 6/24/25	18 vs. LVA 9/8/23
3FGM	3 2 times (@ LVA, 6/26/25)	4 at LVA 9/10/23
3FGA	5 4 times (vs. CHI, 7/29/25)	7 at LVA 9/10/23
FTM	4 vs. DAL 6/22/25	6 at DAL 6/9/23
FTA	6 vs. DAL 6/22/25	6 3 times (vs. DAL, 6/22/25)
OREB	2 vs. LAS 7/22/25	2 2 times (vs. LAS, 7/22/25)
DREB	5 at ATL 6/20/25	10 vs. LVA 9/8/23
TREB	5 at ATL 6/20/25	11 vs. LVA 9/8/23
ASTS	6 3 times (vs. GSV, 7/31/25)	11 vs. LVA 9/8/23
STLS	4 vs. MIN 6/24/25	4 vs. MIN 6/24/25
BLKS	1 3 times (vs. NYL, 6/5/25)	17 times (vs. NYL, 6/5/25)
MINS	40 at LVA 6/26/25	40 at LVA 6/26/25





#20 Brittney Sykes

Guard • 5-9 • 7/2/94 • Syracuse/USA

8 Years Pro

SEASON	GP	GS	PPG	RPG	APG	SPG	BPG	MPG	FG%	3FG%	FT%	2025-26 HIGHS		CAREER HIGHS	
2025-26	24	24	15.8	3.5	4.4	1.17	0.33	31.1	.380	.318	.790	PTS	32 at CHI 6/17/25	35 vs. DAL 8/14/22	
		POINTS			REB	AST	BLK	STL							
		10+	20+	30+	10+	10+	3+	3+	DBL-DBL			TPL-DBL			
Career	156		37	6	8	1	4	40	7				--		
RECENT GAMES															
OPPONENT	W/L	MIN	FG-A	3P-A	FT-A	OR	DR	TR	A	PF	ST	TO	BS	PTS	
7/31 vs. GSV	L	26:39	3-11	1-3	1-2	1	3	4	2	2	1	0	2	8	
7/29 vs. CHI	W	31:34	6-11	1-3	5-5	0	2	2	6	0	2	1	0	18	
7/27 vs. PHO	L	25:36	0-6	0-1	0-0	0	1	1	4	1	3	2	0	0	
7/26 vs. SEA	W	24:40	5-13	1-4	0-0	0	4	4	5	5	1	1	0	11	
7/22 vs. LAS	L	32:43	7-16	1-4	3-3	1	2	3	5	0	2	4	0	18	
2025 SEASON HIGHLIGHTS:															
• On 5/16 vs. ATL, totaled 22 points and five assists...marked Sykes’ ninth career game with 20+ points and 5+ assists...Her 22 points on 5/16 marked the most points she has scored in a season opener in her career															
• Recorded 27 points on 5/18 at CON, marking the first time in her career she has posted 20+ points and 5+ assists in back-to-back games (5/16/25 and 5/18/25)															
• Attempted 13 (5/16) and 12 (5/18) free throws during the first two games of the season - joining Chamique Holdsclaw (6/20/04–6/22/04) as the only players in Mystics history to attempt 12+ free throws in consecutive games															
• Is the first player since Yolanda Griffith (6/10/99–6/12/99) to attempt at least 25 free throws in the first two games of a WNBA season															
• Scored 20+ points in three consecutive games (5/16-5/21) and scored 30 points on 5/21, her fifth career 30+ point performance															
• Has tallied 15+ points in 13 games, totaled nine 20+ point games and two 30+ point outings															
• Her 55 made free throws through six games were the most in WNBA history over that span, breaking Cynthia Cooper's 1999 record of 50...Her 67 attempts were also the most by any player in league history through the first six game															
• Reached 3,000-career points on 5/30 vs. NYL															
• Attempted a career-best 15 free throw attempts on 6/8 vs. CON															
• Has recorded 5+ assists in 11 games															
• Dished out 27 assists over her last five games (6/5-6/20), averaging 5.4 APG, tied for the second-best five-game stretch of her career (best: 5.6 APG, Aug. 4 -13, 2023)															
• On 7/10 vs. LVA, knocked down 1-of-2 free throws with 4.3 seconds remaining to give Washington a two-point lead															
• Was named a replacement player in the 2025 AT&T WNBA All-Star, marking her first career All-Star nod															
• Has recorded seven games this season with 15+ points and 5+ assists.															
2025-26 HIGHS															
PTS	32 at CHI 6/17/25													CAREER HIGHS	35 vs. DAL 8/14/22
FGM	13 at CHI 6/17/25													13	2 times (@ CHI, 6/17/25)
FGA	24 at CHI 6/17/25													24	2 times (@ CHI, 6/17/25)
3FGM	4 at CHI 6/17/25													5	2 times (vs. ATL, 9/8/23)
3FGA	6 vs. ATL 5/16/25													13	vs. ATL 9/8/23
FTM	14 vs. CON 6/8/25													14	vs. CON 6/8/25
FTA	15 vs. CON 6/8/25													15	vs. CON 6/8/25
OREB	2 2 times (@ CHI, 6/17/25)													5	vs. PHO 6/16/21
DREB	7 vs. IND 5/28/25													9	7 times (vs. NYL, 5/14/24)
TREB	9 vs. IND 5/28/25													13	vs. PHO 7/25/17
ASTS	8 at ATL 6/20/25													10	vs. ATL 6/28/23
STLS	3 3 times (vs. PHO, 7/27/25)													7	vs. NYL 6/20/21
BLKS	2 2 times (vs. GSV, 7/31/25)													3	4 times (vs. CON, 8/22/23)
MINs	39 vs. DAL 6/22/25													40	vs. ATL 8/17/21



2025 REGULAR SEASON MYSTICS INDIVIDUAL SINGLE-GAME HIGHS

Points	32	Brittney Sykes	at Sky	6/17
3-Pointers Made	5	Sonia Citron	vs. Sky	7/29
Steals	5	Kiki Iriafen	vs. Wings	6/22
Rebounds	14	Kiki Iriafen	at Sun	5/18
Freethrows Made	14	Brittney Sykes	vs. Sun	6/8
Defensive Rating	99.8	Sika Koné	at Sun	5/18
Offensive Rating	99.8	Aaliyah Edwards	vs. Liberty	6/5

2025 REGULAR SEASON OPPONENTS INDIVIDUAL SINGLE-GAME HIGHS

Points	32	Allisha Gray	vs. Dream	6/15
3-Pointers Made	6	Allisha Gray	vs. Dream	5/16
		Allisha Gray	vs. Dream	6/15
Steals	5	Courtney Williams	at Lynx	7/3
Rebounds	18	Jonquel Jones	vs. Liberty	5/30
Freethrows Made	12	Angel Reese	vs. Sky	7/8
Defensive Rating	99.6	Chelsea Gray	at Aces	5/23
Offensive Rating	99.8	A'ja Wilson	at Aces	5/23





	WASHINGTON MYSTICS		OPPONENTS	
Points	32	Brittney Sykes at CHI 06/17/2025	32	Allisha Gray vs. ATL 06/15/2025
Points in a Quarter	17	Brittney Sykes (3rd) vs. CON 06/08/2025	14	Nneka Ogumike (1st) vs. SEA 07/26/2025
			14	Arike Ogunbowale (2nd) vs. DAL 06/22/2025
			14	Veronica Burton (4th) at GSV 05/21/2025
Points in a Half	20	Brittney Sykes (2nd) at CHI 06/17/2025	20	Rickey Jackson (2nd) vs. LAS 07/22/2025
Field Goals	13	Shakira Austin at ATL 06/20/2025	12	Alyssa Thomas vs. PHO 07/27/2025
	13	Brittney Sykes at CHI 06/17/2025		
Field Goal Attempts	24	Brittney Sykes at CHI 06/17/2025	21	Napheesa Collier at MIN 07/03/2025
			21	Marina Mabrey at CON 05/18/2025
Field Goal Percentage	1.000	Kiki Iriafen (4-4) vs. LVA 07/10/2025	1.000	Aliyah Boston (5-5) at IND 06/03/2025
	1.000	Sug Sutton (4-4) vs. DAL 06/22/2025		
3-PT Field Goal	5	Sonia Citron vs. CHI 07/29/2025	6	Allisha Gray vs. ATL 06/15/2025
			6	Allisha Gray vs. ATL 05/16/2025
3-PT FG Attempts	8	Sonia Citron at DAL 06/28/2025	12	Rhyne Howard vs. ATL 05/16/2025
3-PT FG Percentage	1.000	Sug Sutton (3-3) vs. DAL 06/22/2025	1.000	Kennedy Burke (4-4) vs. NYL 06/05/2025
Free Throws	14	Brittney Sykes vs. CON 06/08/2025	12	Angel Reese vs. CHI 07/08/2025
Free Throw Attempts	15	Brittney Sykes vs. CON 06/08/2025	15	Angel Reese vs. CHI 07/08/2025
Free Throw Percentage	1.000	Sonia Citron (7-7) at DAL 06/28/2025	1.000	DeWanna Bonner (9-9) vs. IND 05/28/2025
Offensive Rebounds	6	Kiki Iriafen vs. NYL 06/05/2025	6	Dearica Hamby vs. LAS 07/22/2025
			6	Jessica Shepard vs. MIN 06/24/2025
			6	Kamilla Cardoso at CHI 06/17/2025
			6	Brionna Jones vs. ATL 05/16/2025
Defensive Rebounds	10	Kiki Iriafen at PHO 05/25/2025	15	Jonquel Jones vs. NYL 05/30/2025
	10	Kiki Iriafen at CON 05/18/2025		
Total Rebounds	14	Kiki Iriafen at CON 05/18/2025	18	Jonquel Jones vs. NYL 05/30/2025
Assists	8	Brittney Sykes at ATL 06/20/2025	10	Veronica Burton vs. GSV 07/31/2025
	8	Stefanie Dolson at LVA 05/23/2025	10	Julie Allemand at LAS 07/15/2025
Steals	5	Kiki Iriafen vs. DAL 06/22/2025	5	Courtney Williams at MIN 07/03/2025
Blocks	4	Shakira Austin at CHI 06/17/2025	6	Alanna Smith vs. MIN 06/24/2025
Minutes	41:14	Sonia Citron vs. DAL 06/22/2025	41:10	Arike Ogunbowale vs. DAL 06/22/2025
Points in Paint	24	Shakira Austin at ATL 06/20/2025	22	Alyssa Thomas vs. PHO 07/27/2025
Second Chance Points	9	Shakira Austin at ATL 06/20/2025	9	Allisha Gray vs. ATL 05/16/2025
Fast Break Points	13	Brittney Sykes at CHI 06/17/2025	8	Rachel Banham vs. CHI 07/08/2025

MYSTICS HIGHS	MYSTICS LOWS	CATEGORY	OPPONENTS HIGHS	OPPONENTS LOWS
104 vs. CON 06/08/2025	56 vs. ATL 06/15/2025	Points	99 at LAS 07/15/2025	58 vs. SEA 07/26/2025
30 vs. CHI 07/29/2025	9 at DAL 06/28/2025	Points/1st Qtr.	30 vs. GSV 07/31/2025	10 at SEA 07/13/2025
28 at CON 05/18/2025	7 at PHO 05/25/2025	Points/2nd Qtr.	33 at LAS 07/15/2025	14 vs. SEA 07/26/2025
55 vs. CHI 07/29/2025	22 at PHO 05/25/2025	Points/1st Half	59 at LAS 07/15/2025	28 at SEA 07/13/2025
32 vs. LAS 07/22/2025	10 vs. ATL 06/15/2025	Points/3rd Qtr.	31 at IND 06/03/2025	10 vs. SEA 07/26/2025
31 at ATL 06/20/2025	9 vs. SEA 07/26/2025	Points/4th Qtr.	29 at GSV 05/21/2025	6 vs. GSV 07/31/2025
54 vs. CON 06/08/2025	22 vs. ATL 06/15/2025	Points/2nd Half	53 vs. LAS 07/22/2025	22 vs. GSV 07/31/2025
36 (2) vs. CHI 07/29/2025	18 vs. ATL 06/15/2025	Field Goals	38 at LAS 07/15/2025	21 at PHO 05/25/2025
74 vs. NYL 05/30/2025	54 at PHO 05/25/2025	Field Goal Attempts	80 at MIN 07/03/2025	57 vs. GSV 07/31/2025
571 vs. CON 06/08/2025	284 vs. NYL 05/30/2025	Field Goal Percentage	.535 at LAS 07/15/2025	.319 at GSV 05/21/2025
10 (3) vs. CHI 07/29/2025	1 at IND 06/03/2025	3-PT Field Goal	18 vs. ATL 06/15/2025	3 (4) vs. LVA 07/10/2025
24 (3) vs. GSV 07/31/2025	10 at IND 06/03/2025	3-PT FG Attempts	42 vs. ATL 06/15/2025	10 at CHI 06/17/2025
526 at LVA 06/26/2025	.100 at IND 06/03/2025	3-PT FG Percentage	.429 vs. ATL 06/15/2025	.120 vs. LVA 07/10/2025
28 vs. DAL 06/22/2025	8 (2) vs. GSV 07/31/2025	Free Throws	26 vs. DAL 06/22/2025	8 vs. CON 06/08/2025
41 vs. DAL 06/22/2025	9 vs. SEA 07/26/2025	Free Throw Attempts	32 vs. DAL 06/22/2025	9 (2) at MIN 07/03/2025
944 vs. NYL 05/30/2025	.548 vs. CHI 07/08/2025	Free Throw Percentage	1.000 at MIN 07/03/2025	.609 at IND 06/03/2025
14 vs. MIN 06/24/2025	5 (2) at MIN 07/03/2025	Offensive Rebounds	15 vs. ATL 05/16/2025	1 at IND 06/03/2025
36 (2) vs. SEA 07/26/2025	18 at DAL 06/28/2025	Defensive Rebounds	37 vs. NYL 05/30/2025	16 vs. CON 06/08/2025
44 vs. SEA 07/26/2025	26 (3) vs. LAS 07/22/2025	Total Rebounds	46 vs. NYL 05/30/2025	19 at IND 06/03/2025
25 (2) vs. CHI 07/29/2025	12 (2) vs. ATL 06/15/2025	Assists	28 at LAS 07/15/2025	12 vs. LVA 07/10/2025
14 at CHI 06/17/2025	2 (3) vs. LVA 07/10/2025	Steals	15 at PHO 05/25/2025	3 vs. GSV 07/31/2025
16 (27) at ATL 06/20/2025	16 (27) at ATL 06/20/2025	Team Fouls	15 (27) at MIN 07/03/2025	15 (27) at MIN 07/03/2025
32 at CON 05/18/2025	12 at MIN 07/03/2025	Personal Fouls	33 vs. DAL 06/22/2025	13 vs. SEA 07/26/2025
27 at PHO 05/25/2025	6 vs. GSV 07/31/2025	Turnovers	22 at CHI 06/17/2025	6 (2) at MIN 07/03/2025
8 (2) vs. GSV 07/31/2025	0 (2) at LVA 06/26/2025	Blocks	10 vs. SEA 07/26/2025	1 at PHO 05/25/2025
56 vs. CON 06/08/2025	22 at PHO 05/25/2025	Points in Paint	58 at LAS 07/15/2025	16 vs. GSV 07/31/2025
19 at ATL 06/20/2025	3 (2) at CHI 06/17/2025	Second Chance Points	23 vs. ATL 05/16/2025	2 (2) vs. SEA 07/26/2025
23 at CON 05/18/2025	0 (2) vs. NYL 06/05/2025	Fast Break Points	17 vs. CON 06/08/2025	0 vs. IND 05/28/2025
38 vs. CON 06/08/2025	1 (2) vs. GSV 07/31/2025	Biggest Lead	35 vs. ATL 06/15/2025	0 vs. CON 06/08/2025
43 (2) at MIN 07/03/2025	1 vs. DAL 06/22/2025	Bench Points	36 at DAL 06/28/2025	7 vs. CHI 07/29/2025
40 at CHI 06/17/2025	3 vs. ATL 06/15/2025	Points Off Turnovers	28 at MIN 07/03/2025	3 (2) vs. GSV 07/31/2025





BY MYSTICS	AN INDIVIDUAL...	BY OPPONENT
32 PTS, Brittney Sykes: (WAS W, 79-72) @ Chicago, 06/17/25	Scored 30+ points	32 PTS, Allisha Gray: (WAS L, 56-89) vs. Atlanta, 06/15/25
* Never Has Happened *	Scored 40+ points	40 PTS, A'ja Wilson: (WAS L, 89-113) @ Las Vegas, 08/11/23
15 REB, Elizabeth Williams: (WAS W, 87-75) @ Indiana, 05/31/22	Had 15+ Rebounds	15 REB, Angel Reese: (WAS W, 81-79) vs. Chicago, 07/08/25
20 REB, Krystal Thomas: (WAS L, 74-76) @ Las Vegas, 08/04/17	Had 20+ Rebounds	22 REB, Jonquel Jones: (WAS L, 76-86) vs. Connecticut, 08/29/17
* Never Has Happened *	Had 10+ Offensive Rebounds	10 OREB, Sylvia Fowles: (WAS L, 85-89) @ Chicago, 07/10/13
15 AST, Natasha Cloud: (WAS L, 75-80) vs. Atlanta, 09/08/23	Had 15+ assists	15 AST, Courtney Vandersloot: (WAS W, 89-85 (OT)) @ Chicago, 07/10/21
5 BLK, Shakira Austin: (WAS L, 80-85) vs. New York, 05/14/24	Had 5+ Blocks	6 BLK, Alanna Smith: (WAS W, 68-64) vs. Minnesota, 06/24/25
5 STL, Kiki Iriafen: (WAS W, 91-88 (OT)) vs. Dallas, 06/22/25	Had 5+ Steals	5 STL, Courtney Williams: (WAS L, 75-92) @ Minnesota, 07/03/25
10 FGM, Sonia Citron: (WAS W, 103-86) vs. Chicago, 07/29/25	Made 10+ Field Goals	12 FGM, Alyssa Thomas: (WAS L, 72-88) vs. Phoenix, 07/27/25
* Never Has Happened *	Made 15+ Field Goals	17 FGM, A'ja Wilson: (WAS L, 89-113) @ Las Vegas, 08/11/23
* Never Has Happened *	Made 20+ Field Goals	* Never Has Happened *
7 3FGM, Kristi Toliver: (WAS W, 100-96) vs. Atlanta, 07/19/17	Made 7+ 3-Pointers	7 3FGM, Caitlin Clark: (WAS L, 83-85) vs. Indiana, 06/07/24
10 3FGM, Ariel Atkins: (WAS L, 73-76 (OT)) vs. Atlanta, 09/15/24	10+ 3-Pointer Attempts	11 3FGM, Rhyne Howard: (WAS L, 56-89) vs. Atlanta, 06/15/25
16 FTM, Monique Currie: (WAS W, 82-77) vs. Dallas, 07/25/14	Made 15+ Free Throws	15 FTM, Katie Douglas: (WAS L, 81-85) @ Indiana, 07/28/09
5 TO, Shakira Austin: (WAS L, 72-88) vs. Phoenix, 07/27/25	5+ Turnovers	5 TO, Erica Wheeler: (WAS W, 69-58) vs. Seattle, 07/26/25
11 FD, Brittney Sykes: (WAS W, 90-85) @ Connecticut, 05/18/25	10+ Fouls Drawn	10 FD, Angel Reese: (WAS W, 81-79) vs. Chicago, 07/08/25
10 FGM/10 FGM, Theresa Plaisance/Ariel Atkins: (WAS W, 96-93) vs. Atlanta, 06/17/21	Two Players with 10+ Field Goals Made	12 FGM/10 FGM, Jonquel Jones/Brionna Jones: (WAS L, 75-85) vs. Connecticut, 08/31/21
5 3FGM/5 3FGM, Leilani Mitchell/Tina Charles: (WAS W, 87-83) @ Seattle, 06/22/21	Two Players with 5+ 3-Pointers Made	5 3FGM/5 3FGM, Riquna Williams/Nneka Ogumike: (WAS L, 81-98) @ Los Angeles, 07/07/19
* Never Has Happened *	Had a triple-double	14 PTS, 11 REB, 10 AST, Satou Sabally: (WAS L, 62-90) @ Dallas, 07/28/23



22 PTS, 24 REB, Chamique Holdsclaw: (WAS W, 74-70) @ Charlotte, 05/23/03	Had a 20/20 game	* Never Has Happened *
3rd period, Karlie Samuelson: (WAS L, 71-87) vs. New York, 09/17/24	Had a four-point play	4th period, Kayla Thornton: (WAS L, 74-76) @ Golden State, 05/21/25
A TEAM...		
* Never Has Happened *	Shot .600+ from the field	.617 (37-60), (WAS L, 69-101) @ Seattle, 05/25/24
37 PTS, (WAS W, 104-67) vs. Connecticut, 06/08/25	Won by 20+ points	33 PTS, (WAS L, 56-89) vs. Atlanta, 06/15/25
37 PTS, (WAS W, 104-67) vs. Connecticut, 06/08/25	Won by 30+ points	33 PTS, (WAS L, 56-89) vs. Atlanta, 06/15/25
43 PTS, (WAS W, 102-59) vs. Connecticut, 06/29/19	Won by 40+ points	* Never Has Happened *
* Never Has Happened *	Won by 50+ points	* Never Has Happened *
71 REB, (WAS W, 85-80) vs. Phoenix, 08/06/17	Had 60+ rebounds	65 REB, (WAS L, 72-89) @ Dallas, 07/02/23
* Never Has Happened *	Had 35+ assists	* Never Has Happened *
30 AST, (WAS W, 101-72) vs. New York, 08/25/19	Had 30+ assists	31 AST, (WAS L, 77-98) @ Las Vegas, 07/04/24
* Never Has Happened *	Made 50+ field goals	* Never Has Happened *
* Never Has Happened *	Made 35+ free throws	* Never Has Happened *
1st OT, (WAS W, 91-88 (OT)) vs. Dallas, 06/22/25	Overtime Win	1st OT, (WAS L, 73-76 (OT)) vs. Atlanta, 09/15/24
* Never Has Happened *	Double-Overtime Win	* Never Has Happened *
THE MYSTICS (SINGLE-SEASON)...		
8/25/2019 — 9/19/2019 (8)	Won 5 straight	--
* Never Has Happened *	Won 10 straight	--
6/16/2023 — 7/11/2023 (5)	Won 5 straight at home	--
7/21/2019 — 9/19/2019 (12)	Won 10 straight at home	--
* Never Has Happened *	Won 15 straight at home	--
8/26/2024 — 9/13/2024 (6)	Won 5 straight on road	--
* Never Has Happened *	Won 10 straight on road	--
* Never Has Happened *	Won 15 straight on road	--
7/14/2024 — 8/20/2024 (5)	Lost 5 straight	--
5/4/2024 — 6/9/2024 (14)	Lost 10 straight	--
6/27/2024 — 8/20/2024 (6)	Lost 5 straight at home	--
5/4/2024 — 6/9/2024 (8)	Lost 5 straight on road	--



DATE	OPPONENT	FORWARD	FORWARD	CENTER	GUARD	GUARD	SCORE	W/L
May 16, 2025	vs. Atlanta	#22 Sonia Citron	#44 Kiki Iriafen	#31 Stefanie Dolson	#1 Sug Sutton	#20 Brittney Sykes	94-90	W
May 18, 2025	@ Connecticut	#22 Sonia Citron	#44 Kiki Iriafen	#31 Stefanie Dolson	#1 Sug Sutton	#20 Brittney Sykes	90-85	W
May 21, 2025	@ Golden State	#22 Sonia Citron	#44 Kiki Iriafen	#31 Stefanie Dolson	#1 Sug Sutton	#20 Brittney Sykes	76-74	L
May 23, 2025	@ Las Vegas	#5 Jade Melbourne	#44 Kiki Iriafen	#31 Stefanie Dolson	#1 Sug Sutton	#22 Sonia Citron	75-72	L
May 25, 2025	@ Phoenix	#22 Sonia Citron	#44 Kiki Iriafen	#31 Stefanie Dolson	#1 Sug Sutton	#20 Brittney Sykes	68-62	L
May 28, 2025	vs. Indiana	#22 Sonia Citron	#44 Kiki Iriafen	#31 Stefanie Dolson	#1 Sug Sutton	#20 Brittney Sykes	83-77	W
May 30, 2025	vs. New York	#22 Sonia Citron	#44 Kiki Iriafen	#31 Stefanie Dolson	#1 Sug Sutton	#20 Brittney Sykes	85-63	L
Jun 3, 2025	@ Indiana	#22 Sonia Citron	#44 Kiki Iriafen	#31 Stefanie Dolson	#20 Brittney Sykes	#1 Sug Sutton	85-76	L
Jun 5, 2025	vs. New York	#22 Sonia Citron	#44 Kiki Iriafen	#31 Stefanie Dolson	#1 Sug Sutton	#20 Brittney Sykes	86-78	L
Jun 8, 2025	vs. Connecticut	#22 Sonia Citron	#44 Kiki Iriafen	#31 Stefanie Dolson	#1 Sug Sutton	#20 Brittney Sykes	104-67	W
Jun 15, 2025	vs. Atlanta	#22 Sonia Citron	#44 Kiki Iriafen	#31 Stefanie Dolson	#1 Sug Sutton	#20 Brittney Sykes	89-56	L
Jun 17, 2025	@ Chicago	#22 Sonia Citron	#44 Kiki Iriafen	#0 Shakira Austin	#1 Sug Sutton	#20 Brittney Sykes	79-72	W
Jun 20, 2025	@ Atlanta	#22 Sonia Citron	#44 Kiki Iriafen	#0 Shakira Austin	#1 Sug Sutton	#20 Brittney Sykes	92-91	L
Jun 22, 2025	vs. Dallas	#22 Sonia Citron	#44 Kiki Iriafen	#0 Shakira Austin	#1 Sug Sutton	#20 Brittney Sykes	91-88	W
Jun 24, 2025	vs. Minnesota	#22 Sonia Citron	#44 Kiki Iriafen	#0 Shakira Austin	#1 Sug Sutton	#5 Jade Melbourne	68-64	W
Jun 26, 2025	@ Las Vegas	#22 Sonia Citron	#44 Kiki Iriafen	#0 Shakira Austin	#1 Sug Sutton	#5 Jade Melbourne	94-83	W
Jun 28, 2025	@ Dallas	#22 Sonia Citron	#44 Kiki Iriafen	#0 Shakira Austin	#1 Sug Sutton	#20 Brittney Sykes	79-71	L
Jul 3, 2025	@ Minnesota	#22 Sonia Citron	#44 Kiki Iriafen	#0 Shakira Austin	#5 Jade Melbourne	#20 Brittney Sykes	92-75	L
Jul 8, 2025	vs. Chicago	#22 Sonia Citron	#44 Kiki Iriafen	#0 Shakira Austin	#1 Sug Sutton	#20 Brittney Sykes	81-79	W
Jul 10, 2025	vs. Las Vegas	#22 Sonia Citron	#44 Kiki Iriafen	#0 Shakira Austin	#1 Sug Sutton	#20 Brittney Sykes	70-68	W
Jul 13, 2025	@ Seattle	#22 Sonia Citron	#44 Kiki Iriafen	#0 Shakira Austin	#1 Sug Sutton	#20 Brittney Sykes	74-69	W
Jul 15, 2025	@ Los Angeles	#22 Sonia Citron	#44 Kiki Iriafen	#0 Shakira Austin	#1 Sug Sutton	#20 Brittney Sykes	99-80	L
Jul 22, 2025	vs. Los Angeles	#22 Sonia Citron	#44 Kiki Iriafen	#0 Shakira Austin	#1 Sug Sutton	#20 Brittney Sykes	93-86	L
Jul 26, 2025	vs. Seattle	#22 Sonia Citron	#44 Kiki Iriafen	#0 Shakira Austin	#1 Sug Sutton	#20 Brittney Sykes	69-58	W
Jul 27, 2025	vs. Phoenix	#22 Sonia Citron	#44 Kiki Iriafen	#0 Shakira Austin	#1 Sug Sutton	#20 Brittney Sykes	88-72	L
Jul 29, 2025	vs. Chicago	#22 Sonia Citron	#44 Kiki Iriafen	#0 Shakira Austin	#1 Sug Sutton	#20 Brittney Sykes	103-86	W
Jul 31, 2025	vs. Golden State	#22 Sonia Citron	#44 Kiki Iriafen	#0 Shakira Austin	#1 Sug Sutton	#20 Brittney Sykes	68-67	L
Aug 3, 2025	at Atlanta	--	--	--	--	--	--	--
Aug 5, 2025	at Chicago	--	--	--	--	--	--	--
Aug 8, 2025	at Minnesota	--	--	--	--	--	--	--
Aug 10, 2025	at Dallas	--	--	--	--	--	--	--
Aug 13, 2025	Golden State	--	--	--	--	--	--	--
Aug 15, 2025	at Indiana	--	--	--	--	--	--	--
Aug 17, 2025	Los Angeles	--	--	--	--	--	--	--
Aug 19, 2025	Connecticut	--	--	--	--	--	--	--
Aug 21, 2025	at Connecticut	--	--	--	--	--	--	--
Aug 23, 2025	Las Vegas	--	--	--	--	--	--	--
Aug 24, 2025	Seattle	--	--	--	--	--	--	--
Aug 28, 2025	at New York	--	--	--	--	--	--	--
Aug 30, 2025	at Golden State	--	--	--	--	--	--	--
Aug 31, 2025	at Los Angeles	--	--	--	--	--	--	--
Sep 4, 2025	Phoenix	--	--	--	--	--	--	--
Sep 7, 2025	Indiana	--	--	--	--	--	--	--
Sep 9, 2025	at New York	--	--	--	--	--	--	--





TEAM TREND	TTL	LAST GAME	TEAM TREND	TTL	LAST GAME
<4 Mystics w/ 10+ pts	5-12	vs. GSV 7/31/25	Mystics shoot 50.0% or better	4-2	vs. CHI 7/29/25
4+ Mystics w/ 10+ pts	8-2	vs. SEA 7/26/25	Opp shoots 50.0% or better	1-4	vs. PHO 7/27/25
5+ Mystics w/ 10+ pts	3-0	@ LVA 6/26/25	Mystics shoot 45.0% or better	7-4	vs. CHI 7/29/25
6+ Mystics w/ 10+ pts	1-0	vs. CON 6/8/25	Mystics shoot 44.0% or below	5-10	vs. GSV 7/31/25
7+ Mystics w/ 10+ pts	0-0		Mystics shoot 40.0% or below	1-8	vs. GSV 7/31/25
8+ Mystics w/ 10+ pts	0-0		Opp shoots 45.0% or better	4-7	vs. CHI 7/29/25
Mystics no 20+ pt scorer	5-8	vs. GSV 7/31/25	Opp shoots 40.0% or below	7-4	vs. GSV 7/31/25
Opp no 20+ pt scorer	4-4	vs. GSV 7/31/25	Mystics w/10+ 3-pointers made	2-1	vs. CHI 7/29/25
2+ Mystics w/20+ pt scorer	2-2	vs. CHI 7/29/25	Opp w/10+ 3-pointers made	1-7	vs. GSV 7/31/25
2+ Opp w/20+ pt scorer	3-2	vs. CHI 7/29/25	Mystics w/15+ 3-pointers made	0-0	
3+ Mystics w/20+ pt scorer	0-0		Opp w/15+ 3-pointers made	0-1	vs. ATL 6/15/25
3+ Opp w/20+ pt scorer	0-1	@ LAS 7/15/25	Mystics 3FG% 40.0% or better	5-2	vs. CHI 7/29/25
Mystics w/30+ pt scorer	1-1	@ CHI 6/17/25	Opp 3FG% 40.0% or better	0-3	vs. GSV 7/31/25
Opp w/30+ pt scorer	0-1	vs. ATL 6/15/25	Mystics FT% 80.0 or better	3-6	vs. PHO 7/27/25
All 5 Starters w/10+ pts	0-0		Opp FT% 80.0 or better	8-9	vs. GSV 7/31/25
Opp 5 Starters w/10+ pts	0-1	@ ATL 6/20/25	Mystics FT% below 70.0	4-3	vs. GSV 7/31/25
2+ reserves w/10+ pts	1-1	@ MIN 7/3/25	Opp FT% below 70.0	3-3	@ LAS 7/15/25
Opp 2+ reserves w/10+ pts	0-2	@ DAL 6/28/25	Mystics FTM >= Opp FTA	6-5	vs. CHI 7/29/25
3+ reserves w/10+ pts	0-0		Opp FTM >= Mystics FTA	2-5	vs. GSV 7/31/25
Opp 3+ reserves w/10+ pts	0-0		Mystics FG% >= Opp FG%	9-5	vs. CHI 7/29/25
Mystics <20 pts. in 1st qtr	7-7	vs. SEA 7/26/25	Opp FG% >= Mystics FG%	3-7	vs. PHO 7/27/25
Opp <20 pts. in 1st qtr	4-8	vs. LAS 7/22/25	Mystics w/30+ FTA	4-0	vs. CHI 7/8/25
Mystics w/30+ pts in 1st qtr	1-0	vs. CHI 7/29/25	Opp w/30+ FTA	1-1	vs. DAL 6/22/25
Opp w/30+ pts in 1st qtr	0-1	vs. GSV 7/31/25	Mystics w/20+ asts	7-4	vs. CHI 7/29/25
Mystics under 50 pts 1st half	10-14	vs. GSV 7/31/25	Opp w/20+ asts	3-9	vs. GSV 7/31/25
Opp under 50 pts 1st half	13-13	vs. GSV 7/31/25	Mystics w/25+ asts	1-1	vs. CHI 7/29/25
Mystics 50+ pts 1st half	3-0	vs. CHI 7/29/25	Opp w/25+ asts	0-1	@ LAS 7/15/25
Opp 50+ pts 1st half	0-1	@ LAS 7/15/25	Mystics w/30+ asts	0-0	
Mystics 60+ pts in 1st half	0-0		Opp w/30+ asts	0-0	
Opp 60+ pts in 1st half	0-0		Mystics asts >= Opp asts	8-5	vs. CHI 7/29/25
Mystics lead by 10+ pts	7-3	vs. CHI 7/29/25	Opp asts >= Mystics asts	3-9	vs. GSV 7/31/25
Opp leads by 10+ pts	7-12	vs. GSV 7/31/25	Mystics w/12 or fewer TOs	3-2	vs. GSV 7/31/25
Games decided by 10+ points	4-5	vs. CHI 7/29/25	Opp w/12 or fewer TOs	4-8	vs. CHI 7/29/25
Games decided by 4-9 points	6-5	vs. LAS 7/22/25	Mystics w/20+ TOs	0-2	@ MIN 7/3/25
Games decided by 3 or less points	3-4	vs. GSV 7/31/25	Opp w/20+ TOs	1-0	@ CHI 6/17/25
Both teams score 100+ pts	0-0		Mystics TO >= Opp TO	4-10	vs. PHO 7/27/25
Both teams under 100 pts	11-14	vs. GSV 7/31/25	Opp TO >= Mystics TO	7-4	vs. GSV 7/31/25
Mystics score under 100 pts	11-14	vs. GSV 7/31/25	Mystics w/50+ REB	2-2	vs. SEA 7/26/25
Opp scores under 100 pts	13-14	vs. GSV 7/31/25	Opp w/50+ REB	2-2	vs. DAL 6/22/25
Mystics score 100+ pts	2-0	vs. CHI 7/29/25	Mystics REB >= Opp REB	8-9	vs. PHO 7/27/25
Opp scores 100+ pts	0-0		Opp REB >= Mystics REB	5-4	vs. GSV 7/31/25
Mystics score 110+ pts	0-0		Mystics w/10+ more REB than Opp	3-3	vs. SEA 7/26/25
Opp scores 110+ pts	0-0		Opp w/10+ more REB than WAS	1-2	vs. LAS 7/22/25
Mystics tied or lead after the 3rd qtr	8-2	vs. CHI 7/29/25	Mystics w/10+ stls	3-0	vs. MIN 6/24/25
Mystics tied or lead at halftime	8-2	vs. CHI 7/29/25	Opp w/10+ stls	1-4	vs. PHO 7/27/25
Mystics tied or lead after 1st qtr	7-7	vs. CHI 7/29/25	2+ Mystics w/double-double	1-0	vs. SEA 7/26/25
Mystics trailing after the 3rd qtr	5-12	vs. GSV 7/31/25	2+ Opp w/double-double	2-0	vs. CHI 7/29/25
Mystics trailing at halftime	5-12	vs. GSV 7/31/25	3+ Mystics w/double-double	0-0	
Mystics trailing after 1st qtr	6-7	vs. GSV 7/31/25	3+ Opp w/double-double	0-0	
1st game Back-to-Back	1-0	vs. SEA 7/26/25	Mystics PITP >= Opp PITP	12-7	vs. GSV 7/31/25
2nd game Back-to-Back	0-1	vs. PHO 7/27/25	Opp PITP >= Mystics PITP	1-6	vs. PHO 7/27/25
1st game after a win	5-8	vs. GSV 7/31/25	Mystics 2CP >= Opp 2CP	7-7	vs. PHO 7/27/25
1st game after a loss	7-6	vs. CHI 7/29/25	Opp 2CP >= Mystics 2CP	6-7	vs. GSV 7/31/25
On Monday	0-0		Mystics FB Pts >= Opp FB Pts	11-6	vs. GSV 7/31/25
On Tuesday	4-3	vs. CHI 7/29/25	Opp FB Pts >= Mystics FB Pts	2-8	vs. PHO 7/27/25
On Wednesday	1-1	vs. IND 5/28/25	+3 Blocks	8-7	vs. GSV 7/31/25
On Thursday	2-3	vs. GSV 7/31/25	+5 Blocks	3-3	vs. GSV 7/31/25
On Friday	1-3	@ ATL 6/20/25			
On Saturday	1-1	vs. SEA 7/26/25			
On Sunday	4-3	vs. PHO 7/27/25			
May	3-4	vs. NYL 5/30/25			
June	5-5	@ DAL 6/28/25			
July	5-5	vs. GSV 7/31/25			



MYSTICS RECORD WHEN...	OVERALL	HOME	ROAD	NUMBER OF TIMES RECORDING	POINTS	REB	AST	BLK	STL	
Outrebounding opponent	8-9	5-2	3-7		10+	20+	30+	10+	10+	3+
Outrebounded by opponent	5-4	4-3	1-1							3+
Tied in Rebounding	0-1	0-1	0-0							DD
										TD
Shooting better than opponent	9-6	7-1	2-5	Georgia Amoore	--	--	--	--	--	--
Shooting worse than opponent	4-8	2-5	2-3	Shakira Austin	16	3	--	4	--	2
Shooting same than opponent	0-0	0-0	0-0	Sonia Citron	22	4	--	3	--	3
				Stefanie Dolson	--	--	--	--	--	--
More FTM than opponent	8-7	5-3	3-4	Aaliyah Edwards	3	--	--	--	--	--
Less FTM than opponent	5-6	4-2	1-4	Emily Engstler	--	--	--	--	--	--
Same FTM than opponent	0-1	0-1	0-0	Kiki Iriafen	19	2	--	10	--	2
				Sika Koné	--	--	--	--	--	8
More 3FGM than opponent	5-2	2-0	3-2	Jade Melbourne	5	--	--	--	--	--
Less 3FGM than opponent	8-10	7-5	1-5	Lucy Olsen	2	--	--	--	--	--
Same 3FGM than opponent	0-2	0-1	0-1	Sug Sutton	9	--	--	--	--	2
				Brittney Sykes	16	9	2	--	--	3
More assists than opponent	8-5	7-1	1-4							--
Less assists than opponent	3-9	2-5	1-4							--
Same assists than opponent	2-0	0-0	2-0							--
										--
More turnovers than opponent	4-10	3-3	1-7	Georgia Amoore	--	--	--	2	--	--
Less turnovers than opponent	7-4	6-3	1-1	Shakira Austin	6	9	2	14	8	--
Same turnovers than opponent	2-0	0-0	2-0	Sonia Citron	8	3	2	8	10	17
				Stefanie Dolson	--	--	1	5	3	--
Bench outscores opponent bench	8-6	5-2	3-4	Aaliyah Edwards	--	--	--	4	2	--
Opponent bench outscores WAS	3-7	2-3	1-4	Emily Engstler	--	2	--	8	4	--
Bench scoring equal	2-1	2-1	0-0	Kiki Iriafen	2	16	1	4	4	--
				Sika Koné	--	--	--	2	--	--
Scoring less than 80 points	5-11	3-5	2-6	Jade Melbourne	--	1	5	4	7	1
Scoring between 80-89 points	2-2	2-1	0-1	Lucy Olsen	1	--	--	3	2	--
Scoring between 90-99 points	4-1	2-0	2-1	Sug Sutton	--	--	6	3	8	2
Scoring between 100-109	2-0	2-0	0-0	Brittney Sykes	11	1	13	5	10	7
Scoring 110 or more points	0-0	0-0	0-0							
Opponent scores less than 80	8-5	6-1	2-4							
Opponent scores between 80-89	4-5	2-4	2-1							
Opponent scores between 90-99	1-4	1-1	0-3							
Opponent scores between 100-109	0-0	0-0	0-0							
Opponent scores 110 or more	0-0	0-0	0-0							

STARTING LINEUPS							
LAST USED	GAME	FORWARD	FORWARD CENTER	GUARD	GUARD	RECORD	
5/23	at Aces	Jade Melbourne	Kiki Iriafen	Stefanie Dolson	Sonia Citron	Sug Sutton	0-1
6/15	vs. Dream	Sonia Citron	Kiki Iriafen	Stefanie Dolson	Brittney Sykes	Sug Sutton	4-6
6/26	at Aces	Sonia Citron	Kiki Iriafen	Shakira Austin	Jade Melbourne	Sug Sutton	2-0
7/3	at Lynx	Sonia Citron	Kiki Iriafen	Shakira Austin	Brittney Sykes	Jade Melbourne	0-1
7/31	vs. Valkyries	Sonia Citron	Kiki Iriafen	Shakira Austin	Brittney Sykes	Sug Sutton	7-6





GAMES MISSED DUE TO INJURIES/SUSPENSIONS

NAME	INJURY/ILLNESS	DATES OUT	GAMES MISSED
Georgia Amoore	ACL Injury	5/16; 5/21; 5/30; 6/15 through 6/17/25; 6/22 through 6/24/25; 7/22 through 7/31/25	12
	ACL	5/18; 5/23 through 5/25/25; 6/5 through 6/8/25; 6/20; 6/26; 7/3 through 7/10/25	10
	R. ACL	5/28	1
	OUT	6/28	1
	Knee	7/13	1
	Right ACL	7/15	1
Shakira Austin	Right Leg	5/16	1
	Concussion Protocol	5/23	1
Aaliyah Edwards	Low Back Contusion	5/16	1
	Back	5/18	1
	Lower Back Contusion	5/21 through 5/23/25	2
	Right Wrist	7/26 through 7/31/25	4
Emily Engstler	NWT	6/28	1
Jade Melbourne	OUT	6/28	1
Sug Sutton	Lower Leg	7/3	1
Brittney Sykes	Right Lower Leg	5/23; 6/24 through 6/26/25	3
TOTAL GAMES MISSED			42



			MYSTICS											OPPONENTS										
			BENCH		INTHE		SECOND		FAST		POINTS		BENCH		INTHE		SECOND		FAST		POINTS			
DATE	OPPONENT	W/L	PTS	AVG	PAINT	AVG	CHANCE	AVG	BREAK	AVG	OFFTO	AVG	PTS	AVG	PAINT	AVG	CHANCE	AVG	BREAK	AVG	OFFTO	AVG		
5/16	Atlanta	W	20	20.0	36	36.0	8	8.0	8	8.0	20	20.0	13	13.0	34	34.0	23	23.0	5	5.0	4	4.0		
5/18	at Connecticut	W	22	21.0	46	41.0	7	7.5	23	15.5	21	20.5	16	14.5	44	39.0	9	16.0	4	4.5	20	12.0		
5/21	at Golden State	L	20	20.7	32	38.0	14	9.7	9	13.3	7	16.0	18	15.7	28	35.3	9	13.7	10	6.3	17	13.7		
5/23	at Las Vegas	L	4	16.5	24	34.5	6	8.8	0	10.0	8	14.0	9	14.0	24	32.5	14	13.8	10	7.3	17	14.5		
5/25	at Phoenix	L	25	18.2	22	32.0	18	10.6	7	9.4	10	13.2	21	15.4	18	29.6	5	12.0	8	7.4	14	14.4		
5/28	Indiana	W	29	20.0	48	34.7	17	11.7	11	9.7	10	12.7	29	17.7	32	30.0	11	11.8	0	6.2	14	14.3		
5/30	New York	L	12	18.9	26	33.4	8	11.1	16	10.6	12	12.6	21	18.1	32	30.3	10	11.6	10	6.7	15	14.4		
6/3	at Indiana	L	21	19.1	48	35.3	9	10.9	2	9.5	16	13.0	24	18.9	34	30.8	7	11.0	5	6.5	19	15.0		
6/5	New York	L	31	20.4	46	36.4	12	11.0	0	8.4	9	12.6	31	20.2	24	30.0	8	10.7	9	6.8	14	14.9		
6/8	Connecticut	W	43	22.7	56	38.4	12	11.1	21	9.7	18	13.1	27	20.9	24	29.4	9	10.5	17	7.8	18	15.2		
6/15	Atlanta	L	26	23.0	26	37.3	3	10.4	12	9.9	3	12.2	32	21.9	22	28.7	6	10.1	9	7.9	13	15.0		
6/17	at Chicago	W	10	21.9	34	37.0	3	9.8	20	10.8	40	14.5	17	21.5	50	30.5	8	9.9	8	7.9	3	14.0		
6/20	at Atlanta	L	9	20.9	52	38.2	19	10.5	13	10.9	15	14.5	26	21.8	40	31.2	9	9.8	10	8.1	15	14.1		
6/22	Dallas	W	1	19.5	36	38.0	11	10.5	14	11.1	22	15.1	23	21.9	22	30.6	15	10.2	7	8.0	23	14.7		
6/24	Minnesota	W	12	19.0	34	37.7	11	10.5	6	10.8	26	15.8	10	21.1	32	30.7	10	10.2	11	8.2	16	14.8		
6/26	at Las Vegas	W	29	19.6	38	37.8	9	10.4	6	10.5	19	16.0	20	21.1	36	31.0	2	9.7	3	7.9	12	14.6		
6/28	at Dallas	L	5	18.8	28	37.2	6	10.2	8	10.4	27	16.6	36	21.9	42	31.6	11	9.8	10	8.0	16	14.7		
7/3	at Minnesota	L	43	20.1	36	37.1	11	10.2	10	10.3	9	16.2	26	22.2	52	32.8	13	9.9	12	8.2	28	15.4		
7/8	Chicago	W	22	20.2	46	37.6	16	10.5	20	10.8	14	16.1	11	21.6	30	32.6	4	9.6	8	8.2	10	15.2		
7/10	Las Vegas	W	10	19.7	44	37.9	9	10.5	8	10.7	16	16.1	19	21.5	38	32.9	10	9.7	7	8.2	14	15.1		
7/13	at Seattle	W	17	19.6	48	38.4	12	10.5	10	10.7	17	16.1	12	21.0	30	32.8	11	9.7	6	8.0	15	15.1		
7/15	at Los Angeles	L	26	19.9	34	38.2	12	10.6	8	10.5	9	15.8	13	20.6	58	33.9	6	9.5	7	8.0	24	15.5		
7/22	Los Angeles	L	23	20.0	36	38.1	9	10.5	16	10.8	27	16.3	13	20.3	38	34.1	16	9.8	14	8.3	21	15.7		
7/26	Seattle	W	13	19.7	42	38.3	7	10.4	6	10.6	10	16.0	13	20.0	30	33.9	2	9.5	9	8.3	16	15.8		
7/27	Phoenix	L	29	20.1	32	38.0	7	10.2	2	10.2	14	16.0	17	19.9	50	34.6	4	9.3	11	8.4	22	16.0		
7/29	Chicago	W	21	20.1	52	38.5	7	10.1	6	10.1	26	16.3	7	19.4	40	34.8	12	9.4	3	8.2	10	15.8		
7/31	Golden State	L	16	20.0	32	38.3	10	10.1	13	10.2	17	16.4	28	19.7	16	34.1	11	9.4	6	8.1	3	15.3		
8/3	at Atlanta	--	--	--	--	--	--	--	--	--	--	--	--	--	--	--	--	--	--	--	--	--		
8/5	at Chicago	--	--	--	--	--	--	--	--	--	--	--	--	--	--	--	--	--	--	--	--	--		
8/8	at Minnesota	--	--	--	--	--	--	--	--	--	--	--	--	--	--	--	--	--	--	--	--	--		
8/10	at Dallas	--	--	--	--	--	--	--	--	--	--	--	--	--	--	--	--	--	--	--	--	--		
8/13	Golden State	--	--	--	--	--	--	--	--	--	--	--	--	--	--	--	--	--	--	--	--	--		
8/15	at Indiana	--	--	--	--	--	--	--	--	--	--	--	--	--	--	--	--	--	--	--	--	--		
8/17	Los Angeles	--	--	--	--	--	--	--	--	--	--	--	--	--	--	--	--	--	--	--	--	--		
8/19	Connecticut	--	--	--	--	--	--	--	--	--	--	--	--	--	--	--	--	--	--	--	--	--		
8/21	at Connecticut	--	--	--	--	--	--	--	--	--	--	--	--	--	--	--	--	--	--	--	--	--		
8/23	Las Vegas	--	--	--	--	--	--	--	--	--	--	--	--	--	--	--	--	--	--	--	--	--		
8/24	Seattle	--	--	--	--	--	--	--	--	--	--	--	--	--	--	--	--	--	--	--	--	--		
8/28	at New York	--	--	--	--	--	--	--	--	--	--	--	--	--	--	--	--	--	--	--	--	--		
8/30	at Golden State	--	--	--	--	--	--	--	--	--	--	--	--	--	--	--	--	--	--	--	--	--		
8/31	at Los Angeles	--	--	--	--	--	--	--	--	--	--	--	--	--	--	--	--	--	--	--	--	--		
9/4	Phoenix	--	--	--	--	--	--	--	--	--	--	--	--	--	--	--	--	--	--	--	--	--		
9/7	Indiana	--	--	--	--	--	--	--	--	--	--	--	--	--	--	--	--	--	--	--	--	--		
9/9	at New York	--	--	--	--	--	--	--	--	--	--	--	--	--	--	--	--	--	--	--	--	--		
	2025-26 TOTALS	13-14	539	20.0	1,034	38.3	273	10.1	275	10.2	442	16.4	532	19.7	920	34.1	255	9.4	219	8.1	413	15.3		





				MYSTICS									OPPONENTS									
DATE	OPPONENT	OVERALL REC	W/L	1ST	2ND	1ST HALF	3RD	4TH	2ND HALF	1ST OT	BIGGEST LEAD	TOTAL	1ST	2ND	1ST HALF	3RD	4TH	2ND HALF	1ST OT	BIGGEST LEAD	TOTAL	POINT DIFF.
5/16	Atlanta	1-0	W	20	21	41	30	23	53	--	8	94	24	21	45	25	20	45	--	12	90	4
5/18	at Connecticut	2-0	W	13	28	41	19	30	49	--	5	90	23	23	46	19	20	39	--	15	85	5
5/21	at Golden State	2-1	L	14	16	30	16	28	44	--	9	74	11	20	31	16	29	45	--	7	76	-2
5/23	at Las Vegas	2-2	L	18	24	42	17	13	30	--	12	72	16	17	33	17	25	42	--	3	75	-3
5/25	at Phoenix	2-3	L	15	7	22	22	18	40	--	6	62	13	19	32	14	22	36	--	13	68	-6
5/28	Indiana	3-3	W	19	25	44	16	23	39	--	12	83	23	17	40	13	24	37	--	6	77	6
5/30	New York	3-4	L	17	15	32	16	15	31	--	2	63	27	17	44	22	19	41	--	22	85	-22
6/3	at Indiana	3-5	L	18	16	34	21	21	42	--	5	76	19	19	38	31	16	47	--	16	85	-9
6/5	New York	3-6	L	22	12	34	23	21	44	--	6	78	17	32	49	24	13	37	--	16	86	-8
6/8	Connecticut	4-6	W	28	22	50	28	26	54	--	38	104	21	15	36	17	14	31	--	0	67	37
6/15	Atlanta	4-7	L	13	21	34	10	12	22	--	5	56	16	29	45	23	21	44	--	35	89	-33
6/17	at Chicago	5-7	W	11	21	32	24	23	47	--	7	79	26	18	44	12	16	28	--	16	72	7
6/20	at Atlanta	5-8	L	22	16	38	22	31	53	--	7	91	24	23	47	25	20	45	--	16	92	-1
6/22	Dallas	6-8	W	27	13	40	22	22	44	7	16	91	14	31	45	24	15	39	4	10	88	3
6/24	Minnesota	7-8	W	20	19	39	15	14	29	--	7	68	22	15	37	18	9	27	--	14	64	4
6/26	at Las Vegas	8-8	W	29	24	53	26	15	41	--	22	94	25	19	44	17	22	39	--	1	83	11
6/28	at Dallas	8-9	L	9	22	31	25	15	40	--	2	71	28	17	45	19	15	34	--	24	79	-8
7/3	at Minnesota	8-10	L	24	14	38	14	23	37	--	10	75	16	27	43	27	22	49	--	19	92	-17
7/8	Chicago	9-10	W	22	18	40	16	25	41	--	11	81	19	16	35	19	25	44	--	4	79	2
7/10	Las Vegas	10-10	W	15	12	27	23	20	43	--	5	70	15	25	40	15	13	28	--	15	68	2
7/13	at Seattle	11-10	W	16	15	31	16	27	43	--	8	74	10	18	28	27	14	41	--	10	69	5
7/15	at Los Angeles	11-11	L	22	12	34	23	23	46	--	1	80	26	33	59	20	20	40	--	27	99	-19
7/22	Los Angeles	11-12	L	26	9	35	32	19	51	--	16	86	16	24	40	27	26	53	--	13	93	-7
7/26	Seattle	12-12	W	16	24	40	20	9	29	--	19	69	21	14	35	10	13	23	--	8	58	11
7/27	Phoenix	12-13	L	23	23	46	12	14	26	--	6	72	21	21	42	26	20	46	--	17	88	-16
7/29	Chicago	13-13	W	30	25	55	25	23	48	--	19	103	27	20	47	22	17	39	--	3	86	17
7/31	Golden State	13-14	L	20	14	34	21	12	33	--	1	67	30	16	46	16	6	22	--	17	68	-1
8/3	at Atlanta	--		--	--	--	--	--	--	--	--	--	--	--	--	--	--	--	--	--	--	--
8/5	at Chicago	--		--	--	--	--	--	--	--	--	--	--	--	--	--	--	--	--	--	--	--
8/8	at Minnesota	--		--	--	--	--	--	--	--	--	--	--	--	--	--	--	--	--	--	--	--
8/10	at Dallas	--		--	--	--	--	--	--	--	--	--	--	--	--	--	--	--	--	--	--	--
8/13	Golden State	--		--	--	--	--	--	--	--	--	--	--	--	--	--	--	--	--	--	--	--
8/15	at Indiana	--		--	--	--	--	--	--	--	--	--	--	--	--	--	--	--	--	--	--	--
8/17	Los Angeles	--		--	--	--	--	--	--	--	--	--	--	--	--	--	--	--	--	--	--	--
8/19	Connecticut	--		--	--	--	--	--	--	--	--	--	--	--	--	--	--	--	--	--	--	--
8/21	at Connecticut	--		--	--	--	--	--	--	--	--	--	--	--	--	--	--	--	--	--	--	--
8/23	Las Vegas	--		--	--	--	--	--	--	--	--	--	--	--	--	--	--	--	--	--	--	--
8/24	Seattle	--		--	--	--	--	--	--	--	--	--	--	--	--	--	--	--	--	--	--	--
8/28	at New York	--		--	--	--	--	--	--	--	--	--	--	--	--	--	--	--	--	--	--	--
8/30	at Golden State	--		--	--	--	--	--	--	--	--	--	--	--	--	--	--	--	--	--	--	--
8/31	at Los Angeles	--		--	--	--	--	--	--	--	--	--	--	--	--	--	--	--	--	--	--	--
9/4	Phoenix	--		--	--	--	--	--	--	--	--	--	--	--	--	--	--	--	--	--	--	--
9/7	Indiana	--		--	--	--	--	--	--	--	--	--	--	--	--	--	--	--	--	--	--	--
9/9	at New York	--		--	--	--	--	--	--	--	--	--	--	--	--	--	--	--	--	--	--	--
	2025-26 TOTALS	13-14	--	529	488	1,017	554	545	1,099	7	--	2,123	550	566	1,116	545	496	1,041	4	--	2,161	-38
	AVG/GAME	--	--	19.6	18.1	37.7	20.5	20.2	40.7	7.0	9.8	78.6	20.4	21.0	41.3	20.2	18.4	38.6	4.0	13.3	80.0	-1.4





PLAYER	MIN	FG	ATT	3FG	ATT	FT	FTA	OR	DR	TOT	AST	PF	PFD	STL	TO	BLK	PTS
Shakira Austin	32	13C	18C(2)	--	2C	7	13	4C(5)	9(2)	13C	5C	5(3)	9	4C	5(4)	4	28C
	Jun. 20	Jun. 20	Jul. 27		Jun. 5	Jun. 22	Jul. 8	Jul. 27	Jul. 26	Jun. 26	Jul. 13	Jul. 29	Jul. 8	Jul. 22	Jul. 27	Jun. 17	Jun. 20
	at ATL	at ATL	vs. PHO		vs. NYL	vs. DAL	vs. CHI	vs. PHO	vs. SEA	at LVA	at SEA	vs. CHI	vs. CHI	vs. LAS	vs. PHO	at CHI	at ATL
Sonia Citron	41C	10C	15C(2)	5C	8C	7C(2)	8C	5C	9C	11C	6C(2)	5C(2)	7C(2)	3C(2)	6C	2C	28C
	Jun. 22	Jul. 29	Jul. 29	Jul. 29	Jun. 28	Jul. 27	Jul. 27	Jun. 28	Jun. 22	Jun. 22	Jul. 22	Jul. 22	Jul. 31	Jul. 22	May. 25	Jul. 26	Jul. 29
	vs. DAL	vs. CHI	vs. CHI	vs. CHI	at DAL	vs. PHO	vs. PHO	at DAL	vs. DAL	vs. DAL	vs. LAS	vs. LAS	vs. GSV	vs. LAS	at PHO	vs. SEA	vs. CHI
Stefanie Dolson	29	4	7	2(3)	4(2)	2(2)	3	2(2)	6	7	8	5	2(4)	1(9)	3(3)	2(2)	8(3)
	May. 23	Jun. 5	May. 23	Jul. 22	Jul. 3	Jun. 26	Jul. 29	Jun. 24	Jul. 13	Jul. 13	May. 23	Jun. 22	Jul. 29	Jul. 27	Jun. 5	May. 23	Jul. 22
	at LVA	vs. NYL	at LVA	vs. LAS	at MIN	at LVA	vs. CHI	vs. MIN	at SEA	at SEA	at LVA	vs. DAL	vs. CHI	vs. PHO	vs. NYL	at LVA	vs. LAS
Aaliyah Edwards	20	6	8(2)	--	1C(7)	5C	6(2)	5C	5(3)	7(2)	1(8)	4(2)	5	1(10)	4(2)	2	15
	Jun. 8	Jul. 3	Jul. 15		Jul. 15	Jul. 22	Jul. 22	Jun. 8	Jul. 10	Jun. 8	Jun. 26	Jul. 8	Jul. 22	Jul. 8	Jul. 3	Jul. 10	Jul. 3
	vs. CON	at MIN	at LAS		at LAS	vs. LAS	vs. LAS	vs. CON	vs. LVA	vs. CON	at LVA	vs. CHI	vs. LAS	vs. CHI	at MIN	vs. LVA	at MIN
Emily Engstler	20	3	7	2	4	5	6C	3(2)	7C	9	4(2)	4	3	1(10)	2(4)	2(2)	8
	Jul. 3	Jul. 27	Jul. 31	Jul. 27	Jul. 31	Jul. 29	Jul. 29	Jun. 3	Jun. 8	Jun. 8	Jul. 29	May. 25	Jul. 29	Jul. 29	Jun. 20	Jul. 31	Jul. 27
	at MIN	vs. PHO	vs. GSV	vs. PHO	vs. GSV	vs. CHI	vs. CHI	at IND	vs. CON	vs. CON	vs. CHI	at PHO	vs. CHI	vs. CHI	at ATL	vs. GSV	vs. PHO
Kiki Iriafen	37C	9C	14C(3)	--	2C	6C(4)	9C	6C	10C(2)	14C	6C	6C	8C	5C	7C	1C(3)	22C
	Jun. 22	Jun. 3	Jul. 29		Jun. 15	Jul. 29	Jun. 22	Jun. 5	May. 25	May. 18	Jun. 22	May. 16	Jun. 22	Jun. 22	May. 25	Jul. 8	Jul. 29
	vs. DAL	at IND	vs. CHI		vs. ATL	vs. CHI	vs. DAL	vs. NYL	at PHO	at CON	vs. DAL	vs. ATL	vs. DAL	vs. DAL	at PHO	vs. CHI	vs. CHI
Sika Koné	14	2	5	1	1(3)	2(3)	2(4)	2	4	5	2	4	2(2)	--	2(2)	--	4(3)
	May. 21	May. 25	May. 21	Jun. 26	Jul. 15	Jul. 15	Jul. 15	Jun. 8	May. 25	May. 25	May. 21	May. 23	Jun. 8		May. 21		Jun. 26
	at GSV	at PHO	at GSV	at LVA	at LAS	at LAS	at LAS	vs. CON	at PHO	at PHO	at GSV	at LVA	vs. CON		at GSV		at LVA
Jade Melbourne	36C	6	11	3C	5(4)	4(2)	6C(2)	2C	7C	7C	7C	5C(3)	5C(2)	3	5C(2)	1C(3)	15(2)
	Jun. 24	Jun. 5	May. 23	May. 18	Jul. 3	Jul. 27	May. 23	Jun. 17	May. 21	May. 21	May. 21	Jun. 20	Jun. 3	Jul. 27	Jun. 24	Jul. 26	Jun. 5
	vs. MIN	vs. NYL	at LVA	at CON	at MIN	vs. PHO	at LVA	at CHI	at GSV	at GSV	at GSV	at ATL	at IND	vs. PHO	vs. MIN	vs. SEA	vs. NYL
Lucy Olsen	38C	7C	12C	3C	7C	4C	4C	1C(6)	4C	5C	3C(3)	3C(2)	3C	1C(4)	3C	1C(2)	19C
	Jun. 26	Jul. 3	Jun. 26	Jun. 26	Jun. 26	Jul. 3	Jul. 3	Jul. 29	May. 23	May. 23	Jul. 3	Jul. 27	Jul. 3	Jul. 31	May. 23	Jul. 26	Jul. 3
	at LVA	at MIN	at LVA	at LVA	at LVA	at MIN	at MIN	vs. CHI	at LVA	at LVA	at MIN	vs. PHO	at MIN	vs. GSV	at LVA	vs. SEA	at MIN
Sug Sutton	40C	6	12	3(2)	5(4)	4	6C	2C	5	5	6(3)	3(2)	5	4C	3(5)	1C(3)	17
	Jun. 26	Jun. 26	Jun. 24	Jun. 26	Jul. 29	Jun. 22	Jun. 22	Jul. 22	Jun. 20	Jun. 20	Jul. 31	Jul. 26	Jun. 22	Jun. 24	Jul. 26	Jun. 5	Jun. 26
	at LVA	at LVA	vs. MIN	at LVA	vs. CHI	vs. DAL	vs. DAL	vs. LAS	at ATL	at ATL	vs. GSV	vs. SEA	vs. DAL	vs. MIN	vs. SEA	vs. NYL	at LVA
Brittney Sykes	39	13C	24C	4	6	14C	15C	2(2)	7	9	8	6C	11C	3(3)	7	2(2)	32
	Jun. 22	Jun. 17	Jun. 17	Jun. 17	May. 16	Jun. 8	Jun. 8	Jun. 17	May. 28	May. 28	Jun. 20	May. 18	May. 18	Jul. 27	May. 28	Jul. 31	Jun. 17
	vs. DAL	at CHI	at CHI	at CHI	vs. ATL	vs. CON	vs. CON	at CHI	vs. IND	vs. IND	at ATL	at CON	at CON	vs. PHO	vs. IND	vs. GSV	at CHI
Mystics High Games	225.0	36(2)	74	10(3)	24(3)	28	41	14	36(2)	54	25(2)	32	33	14	27	8(2)	104
	Jun. 22	Jul. 29	May. 30	Jul. 29	Jul. 31	Jun. 22	Jun. 22	Jun. 24	Jul. 26	Jun. 8	Jul. 29	May. 18	Jun. 22	Jun. 17	May. 25	Jul. 31	Jun. 8
	vs. DAL	vs. CHI	vs. NYL	vs. CHI	vs. GSV	vs. DAL	vs. DAL	vs. MIN	vs. SEA	vs. CON	vs. CHI	at CON	vs. DAL	at CHI	at PHO	vs. GSV	vs. CON
Mystics Low Games	200.0(26)	18	54	1	10	8(2)	9	5(2)	18	32	12(2)	12	13	2(3)	6	1(3)	56
	Jul. 31	Jun. 15	May. 25	Jun. 3	Jun. 3	Jul. 31	Jul. 26	Jul. 3	Jun. 28	Jul. 22	Jun. 15	Jul. 3	Jul. 26	Jul. 10	Jul. 31	Jun. 24	Jun. 15
	vs. GSV	vs. ATL	at PHO	at IND	at IND	vs. GSV	vs. SEA	at MIN	at DAL	vs. LAS	vs. ATL	at MIN	vs. SEA	vs. LVA	vs. GSV	vs. MIN	vs. ATL
Opponents High Games	225.0	38	80	18	42	26	32	15	37	51(2)	28	33	32	15	22	10	99
	Jun. 22	Jul. 15	Jul. 3	Jun. 15	Jun. 15	Jun. 22	Jun. 22	May. 16	May. 30	Jun. 22	Jul. 15	Jun. 22	May. 18	May. 25	Jun. 17	Jul. 26	Jul. 15
	vs. DAL	at LAS	at MIN	vs. ATL	vs. ATL	vs. DAL	vs. DAL	vs. ATL	vs. NYL	vs. DAL	at LAS	vs. DAL	at CON	at PHO	at CHI	vs. SEA	at LAS
Opponents Low Games	200.0(26)	21	57	3(4)	10	8	9(2)	1	16	25	12	13	12	3	6(2)	1	58
	Jul. 31	May. 25	Jul. 31	Jul. 10	Jun. 17	Jun. 8	Jul. 3	Jun. 3	Jun. 8	Jun. 8	Jul. 10	Jul. 26	Jul. 3	Jul. 31	Jul. 3	May. 25	Jul. 26
	vs. GSV	at PHO	vs. GSV	vs. LVA	at CHI	vs. CON	at MIN	at IND	vs. CON	vs. CON	vs. LVA	vs. SEA	at MIN	vs. GSV	at MIN	at PHO	vs. SEA

"C" INDICATES A NEW CAREER-HIGH, "T" A TIED CAREER-HIGH.

NUMBERS IN PARENTHESES INDICATE THE NUMBER OF GAMES IN WHICH A PLAYER OR TEAM HAS REACHED A GIVEN TOTAL (IF MORE THAN ONE).



WNBA														
	PPG	FGM/G	FG%	3FGM/G	3FG%	FT%	ORPG	DRPG	RPG	APG	SPG	TOV/G	BPG	PF/G
Aces	9	10	11	8	11	2	11	11	11	12	9	5	4	9
Dream	5	8	6	3	6	11	5	*1	*1	4	12	*1	5	13
Fever	4	2	2	7	4	9	8	7	8	7	5	8	12	2
Liberty	2	4 T	4	*1	2	*1	13	2	7	2	*1	6	3	12
Lynx	*1	*1	*1	2	*1	6	7	6	6	*1	4	3	*1	11
Mercury	6	6	7	5	7	8	6	10	9	5	3	4	9	5
Mystics	10	11	8	13	9	13	4	4	5	9	13	11	10	4
Sky	12	9	10	10	8	10	2	5	2	10	11	13	7	6
Sparks	3	4 T	3	6	3	12	10	9	10	6	8	12	11	7
Storm	8	3	5	9	5	7	12	12	12	3	2	2	2	10
Sun	13	12	12	12	13	3	9	13	13	13	6	9	8	*1
Valkyries	11	13	13	4	12	5	3	3	3	11	10	10	13	8
Wings	7	7	9	11	10	4	*1	8	4	8	7	7	6	3

EASTERN CONFERENCE														
	PPG	FGM/G	FG%	3FGM/G	3FG%	FT%	ORPG	DRPG	RPG	APG	SPG	TOV/G	BPG	PF/G
Dream	3	3	3	2	3	5	3	*1	*1	2	5	*1	2	6
Fever	2	*1	*1	3	2	3	4	5	5	3	2	3	6	2
Liberty	*1	2	2	*1	*1	*1	6	2	4	*1	*1	2	*1	5
Mystics	4	5	4	6	5	6	2	3	3	4	6	5	5	3
Sky	5	4	5	4	4	4	*1	4	2	5	4	6	3	4
Sun	6	6	6	5	6	2	5	6	6	6	3	4	4	*1

WESTERN CONFERENCE														
	PPG	FGM/G	FG%	3FGM/G	3FG%	FT%	ORPG	DRPG	RPG	APG	SPG	TOV/G	BPG	PF/G
Aces	6	6	6	5	6	*1	6	6	6	7	6	4	3	5
Lynx	*1	*1	*1	*1	*1	4	4	2	3	*1	3	2	*1	7
Mercury	3	4	4	3	4	6	3	5	4	3	2	3	5	2
Sparks	2	3	2	4	2	7	5	4	5	4	5	7	6	3
Storm	5	2	3	6	3	5	7	7	7	2	*1	*1	2	6
Valkyries	7	7	7	2	7	3	2	*1	*1	6	7	6	7	4
Wings	4	5	5	7	5	2	*1	3	2	5	4	5	4	*1

OPPONENTS														
	PPG	FGM/G	FG%	3FGM/G	3FG%	FT%	ORPG	DRPG	RPG	APG	SPG	TOV/G	BPG	PF/G
Aces	9	11	9	6	11	11	9	10	10	9	2	9	2	6
Dream	4	7	7	3	8	5	*1	5	*1	5	4	13	4	7
Fever	6	6	8	*1	3	7	5	4	3	2	6 T	5	6	12
Liberty	7	9	3	9	4	*1	13	9	13	8	5	4	3	4
Lynx	*1	2	2	4	2	4	12	3	7	*1	*1	3	*1	5
Mercury	8	3	5	7	9	12	4	12	9	7	6 T	*1	5	3
Mystics	5	4	4	5	*1	10	2 T	6	2	3	8	7	10	13
Sky	12	12	10	13	13	2	10	2	6	12	13	12	13	*1
Sparks	13	13	12	12	7	13	8	*1	4	11	12	10	12	11
Storm	3	5	6	2	5	9	6	13	11	4	3	2	9	2
Sun	11	10	13	8	10	8	11	11	12	10	11	6	7	8
Valkyries	2	*1	*1	11	6	6	2 T	7	5	6	10	11	8	10
Wings	10	8	11	10	12	3	7	8	8	13	9	8	11	9

* = WNBA leader | T = Tied for position





DATE TRANSACTION

JULY

July 18, 2025 Suspended (Partial Season) the contract of Sika Koné

MAY

May 14, 2025 Waived Lauren Jensen, Ashten Prectel, Zaay Green, and Khadijiah Cave

May 7, 2025..... Signed Lauren Jensen to a training camp contract

May 4, 2025..... Waived Morgan Jones

May 4, 2025..... Waived JoJo Lacey

APRIL

April 14, 2025..... Traded Karlie Samuelson to the Minnesota Lynx for a 2026 first round pick (their own)

April 14, 2025..... Selected Sonia Citron with the 3rd overall pick

April 14, 2025..... Selected Kiki Iriafen with the 4th overall pick

April 14, 2025..... Selected Georgia Amoore with the 6th overall pick

April 14, 2025..... Selected Lucy Olsen with the 23rd overall pick

April 14, 2025..... Selected Zaay Green with the 32nd overall pick

April 19, 2025..... Signed Ashten Prectel to a training camp contract

April 19, 2025..... Signed Khadijiah Cave to a training camp contract

April 19, 2025..... Signed Morgan Jones to a training camp contract

April 19, 2025..... Signed JoJo Lacey to a training camp contract





#8 GEORGIA AMOORE
GUARD



#0 SHAKIRA AUSTIN
CENTER




#22 SONIA CITRON
GUARD



#31 STEFANIE DOLSON
CENTER



#24 AALIYAH EDWARDS
FORWARD




#21 EMILY ENGSTLER
FORWARD



#44 KIKI IRIAFEN
FORWARD



#5 JADE MELBOURNE
GUARD



#33 LUCY OLSEN
GUARD



#1 SUG SUTTON
GUARD



#20 BRITTNEY SYKES
GUARD

COACHING STAFF



SYDNEY JOHNSON
HEAD COACH



EMRE VATANSEVER
ASSISTANT COACH



JESSIE MILLER
ASSISTANT COACH



BARB TURNER
ASSISTANT COACH



CLINTON CROUCH
PLAYER DEVELOPMENT
LEAD