



Washington Mystics (12-13) vs. Chicago Sky (7-18)



Tuesday, July 29th, 2025 — CareFirst Arena — 7:30 pm EDT — Regular Season Game #26 — Home Game #14

LAST GAME'S STARTERS

PLAYER / 2025-26 REGULAR SEASON AVERAGES

#1 Sug Sutton		G • 5-8 • Texas-Austin/USA • 3rd Season					
GP/GS	PPG	RPG	APG	SPG	BPG	MPG	
24/24	7.5	1.7	3.1	1.0	0.1	25.1	
#20 Brittney Sykes		G • 5-9 • Syracuse/USA • 8th Season					
GP/GS	PPG	RPG	APG	SPG	BPG	MPG	
22/22	16.0	3.5	4.5	1.1	0.3	31.3	
#22 Sonia Citron		G • 6-1 • Notre Dame/USA • Rookie					
GP/GS	PPG	RPG	APG	SPG	BPG	MPG	
25/25	13.6	5.0	2.2	1.1	0.4	32.9	
#44 Kiki Iriafen		PF • 6-3 • Southern California/USA • Rookie					
GP/GS	PPG	RPG	APG	SPG	BPG	MPG	
25/25	11.5	8.4	1.3	0.6	0.1	26.6	
#0 Shakira Austin		C • 6-5 • Mississippi/USA • 3rd Season					
GP/GS	PPG	RPG	APG	SPG	BPG	MPG	
22/14	13.0	6.8	1.7	1.1	1.2	22.3	

THE 2025 WASHINGTON MYSTICS MEDIA GUIDE IS AVAILABLE ONLINE AT HOOPSOMG.COM

2025-26 REGULAR SEASON MYSTICS RECORDS

	RECORD	HOME	ROAD	OT
OVERALL	12-13	8-5	4-8	1-0
WESTERN	6-8	4-2	2-6	1-0
EASTERN	6-5	4-3	2-2	--
	12-13	8-5	4-8	1-0
STREAKS OVERALL: LOST 1 WEST: LOST 1 EAST: LOST 1 : LOST 1				

UPCOMING GAMES

DATE	OPPONENT	TIME (ET)	TV
Thu, Jul. 31	vs. GSV	7:30 pm	--
Sun, Aug. 3	at ATL	3:00 pm	--
Tue, Aug. 5	at CHI	8:00 pm	--
Fri, Aug. 8	at MIN	7:30 pm	--
Sun, Aug. 10	at DAL	4:00 pm	--

BROADCAST INFORMATION

TV: MNMT (Meghan McPeak, Christy Winters Scott, Ariana Prather)  
RADIO: TEAM 980

GAME STATUS REPORT

Aaliyah Edwards - R. Wrist - OUT  
Georgia Amoore - ACL Injury - OUT

UPCOMING MILESTONES

- 🏀 **Kiki Iriafen** (211) needs 36 rebounds to hold the all-time rookie record for rebounds in a single season (Chamique Holdclaw; 246).
- 🏀 **Stefanie Dolson** (298) needs two more blocks to total 300 for her career.
- 🏀 **Sonia Citron** (341) needs 106 points to move past Alana Beard (446) for the third-most points by a Mystics rookie.
- 🏀 **Citron** (20) needs nine more 10+ point outings to hold the rookie franchise record for 10+ point games in a rookie season.

MYSTICS 2025 REGULAR SEASON SCHEDULE

DATE	OPPONENT	SCORE	RECORD
5/16	vs. Dream	94-90 W	1-0
5/18	@ Sun	90-85 W	2-0
5/21	@ Valkyries	74-76 L	2-1
5/23	@ Aces	72-75 L	2-2
5/25	@ Mercury	62-68 L	2-3
5/28	vs. Fever	83-77 W	3-3
5/30	vs. Liberty	63-85 L	3-4
6/3	@ Fever	76-85 L	3-5
6/5	vs. Liberty	78-86 L	3-6
6/8	vs. Sun	104-67 W	4-6
6/15	vs. Dream	56-89 L	4-7
6/17	@ Sky	79-72 W	5-7
6/20	@ Dream	91-92 L	5-8
6/22	vs. Wings	91-88* W	6-8
6/24	vs. Lynx	68-64 W	7-8
6/26	@ Aces	94-83 W	8-8
6/28	@ Wings	71-79 L	8-9
7/3	@ Lynx	75-92 L	8-10
7/8	vs. Sky	81-79 W	9-10
7/10	vs. Aces	70-68 W	10-10
7/13	@ Storm	74-69 W	11-10
7/15	@ Sparks	80-99 L	11-11
7/22	vs. Sparks	86-93 L	11-12
7/26	vs. Storm	69-58 W	12-12
7/27	vs. Mercury	72-88 L	12-13
7/29	vs. Sky	7:30 pm	--
7/31	vs. Valkyries	7:30 pm	--
8/3	@ Dream	3:00 pm	--
8/5	@ Sky	8:00 pm	--
8/8	@ Lynx	7:30 pm	--
8/10	@ Wings	4:00 pm	--
8/13	vs. Valkyries	7:30 pm	--
8/15	@ Fever	7:30 pm	--
8/17	vs. Sparks	3:00 pm	--
8/19	vs. Sun	7:30 pm	--
8/21	@ Sun	7:00 pm	--
8/23	vs. Aces	3:00 pm	--
8/24	vs. Storm	3:00 pm	--
8/28	@ Liberty	7:00 pm	--
8/30	@ Valkyries	8:30 pm	--
8/31	@ Sparks	8:00 pm	--
9/4	vs. Mercury	7:30 pm	--
9/7	vs. Fever	3:00 pm	--
9/9	@ Liberty	7:00 pm	--

QUICK HITS

BRITTNEY SYKES

- 🏀 Her 16.0 points per game are a career-best (averaged 12.2 points during the 2024 season) and has recorded 20+ points in nine games this season.
- 🏀 Is averaging a career-best 4.5 apg, and has totaled 5+ assists in 10 games (tied for the second-most games in a single season in her career).

SHAKIRA AUSTIN

- 🏀 Averaging 16.1 points, 7.9 rebounds, 2.4 assists, 1.5 blocks, and 1.4 steals as a starter.
- 🏀 Has totaled three double-doubles on the season (last: 7/26 vs. SEA).
- 🏀 Recorded 10+ points in 15 games, 20+ points in three games, and scored in double figures in six of her last seven games.

SONIA CITRON

- 🏀 Has scored in double figures in 20 games this season and recorded three 20+ point games.
- 🏀 Currently ranks second among rookies in scoring, averaging 13.6 points per game.
- 🏀 Has totaled three double-doubles on the season - second most by a rookie this season.

SUG SUTTON

- 🏀 Has made 24 starts...Her 7.5 points are the second most she has averaged in her career (most since 2023).
- 🏀 Has posted 5+ assists in three games and 10+ points in nine games.

KIKI IRIAFEN

- 🏀 Has totaled a rookie franchise record seven double-doubles on the season, the most by a rookie this season.
- 🏀 Her 11.5 points per game rank third among rookies...Her 8.4 rebounds are the fourth most in the WNBA.
- 🏀 Has totaled a franchise rookie-best nine games with 10+ rebounds (last 7/27 vs. PHX).





NO.	PLAYER	POS.	HT.	BIRTHDATE	PRIOR TO WNBA/HOME COUNTRY	WNBA EXP.
8	Georgia Amoore	G	5-7	04/03/2001	Kentucky/Australia	R
0	Shakira Austin	C	6-5	07/25/2000	Mississippi/USA	3
22	Sonia Citron	G	6-1	10/22/2003	Notre Dame/USA	R
31	Stefanie Dolson	C	6-5	01/08/1992	Connecticut/USA	11
24	Aaliyah Edwards	F	6-3	07/09/2002	Connecticut/Canada	1
21	Emily Engstler	F	6-1	05/01/2000	Louisville/USA	3
44	Kiki Iriafen	F	6-3	08/26/2003	Southern California/USA	R
5	Jade Melbourne	G	5-10	08/18/2002	Cranberra Capitals/Australia	2
33	Lucy Olsen	G	5-10	05/26/2003	Iowa/USA	R
1	Sug Sutton	G	5-8	12/17/1998	Texas-Austin/USA	3
20	Brittney Sykes	G	5-9	02/07/1994	Syracuse/USA	8

**STAFF**

**HEAD COACH**.....Sydney Johnson (Princeton)

**ASSISTANT COACHES**.....Emre Vatansever (Marmara), Jessie Miller (Univ. of Illinois Chicago), Barb Turner (Connecticut)

**PLAYER DEVELOPMENT LEAD**.....Clinton Crouch (Saint Francis)

**PHYSIOTHERAPIST**.....Derrick Larkins

**HEAD ATHLETIC TRAINER**.....Regina Parquet

**HEAD OF ATHLETE REHABILITATION**.....Kala Flagg

**DIRECTOR, ATHLETE PHYSICAL HEALTH AND PERFORMANCE**.....Ellie Somers

**PRONUNCIATION GUIDE**

**Georgia Amoore** (A-more); **Sonia Citron** (Sone-yuh Sih-tron); **Kiki Iriafen** (EER-ee-ah-FENN); **Jade Melbourne** (Mel-Bin); **Sug Sutton** (shug (like "sugar"))

**STAFF PRONUNCIATIONS:**

**Emre Vatansever** (ehm-RAY vah-TAWN-sehv-er)

NUMERICAL ROSTER	
0	Shakira Austin
5	Jade Melbourne
20	Brittney Sykes
22	Sonia Citron
31	Stefanie Dolson
44	Kiki Iriafen
1	Sug Sutton
8	Georgia Amoore
21	Emily Engstler
24	Aaliyah Edwards
33	Lucy Olsen

2025-26 REGULAR SEASON	PPG	OPP. PPG	FG%	3FG%	FT%	RPG	APG	SPG	TO	BPG
Sky	76.8	87.1	.417	.338	.770	36.2	18.7	6.76	17.5	4.08
Mystics	78.1	80.3	.431	.328	.748	35.3	18.5	6.48	15.9	3.08



2025-26 REGULAR SEASON INDIVIDUAL BESTS				2025-26 REGULAR SEASON SKY BESTS				2025-26 REGULAR SEASON TEAM			
Points	32	Brittney Sykes @ CHI 6/17/25		Points	22	Angel Reese vs. CHI 7/8/25		Biggest Win	7	@ CHI 6/17/25	
Rebounds	10	Kiki Iriafen vs. CHI 7/8/25		Rebounds	15	Angel Reese vs. CHI 7/8/25		** No Biggest Loss **			
Assists	6	Sug Sutton @ CHI 6/17/25		Assists	7	Ariel Atkins @ CHI 6/17/25					

ALL-TIME SERIES FACTS (MYSTICS, REGULAR SEASON)				ALL-TIME SERIES FACTS (OPPONENT, REGULAR SEASON)			
MYSTICS				SKY			
Largest Margin of Victory	37, Sep. 7, 2016 (118-81)			Largest Margin of Victory	26, June 3, 2016 (98-72)		
Most Points	118, Sep. 7, 2016			Most Points	98, June 3, 2016		
Low Points	56, May 15, 2021			Low Points	57, June 13, 2008		

2025-26 REGULAR SEASON VS. SKY			2024-25 REGULAR SEASON VS. SKY			SERIES HISTORY VS. SKY				
DATE	SITE	TIME/RESULT	DATE	SITE	RESULT		ALL-TIME	STREAKS	LAST WIN	LAST LOSS
6/17/25	Chicago	W, 79-72	6/6/24	Washington	L, 71-79	Overall	39-34	Won 5	7/8/25	6/6/24
7/8/25	Washington	W, 81-79	6/14/24	Washington	W, 83-81	Home	21-14	Won 2	7/8/25	6/6/24
7/29/25	Washington	7:30 pm	8/28/24	Chicago	W, 74-70	Road	18-20	Won 5	6/17/25	8/5/22
8/5/25	Chicago	8:00 pm	9/11/24	Chicago	W, 89-58					

SERIES NOTES

16 of the last 19 meetings between these teams have been decided by 10-or-fewer points, including Washington’s 81-79 win on July 8 and the team’s 79-72 win on June 17. Since the 2016 season, the Mystics have won the season series six of eight seasons (including the 2024 season), falling to the Sky in 2022 and tying the series in 2020.

On June 17, 2025, Brittney Sykes scored a season-high 32 points – tied for the second most by a Mystics player in series history, and the most since Tina Charles (34) in 2021. Sykes has scored 30+ points in two of her last four games against Chicago.

On June 17 at Chicago, the Mystics forced the Sky into 25 turnovers – the most by a Mystics opponent since Los Angeles committed 28 on May 21, 2024. Washington converted those into 40 points, a franchise record for points off turnovers. It was also the fourth most recorded in a WNBA game.

In their most recent matchup on July 8, four Mystics scored in double figures: Shakira Austin (15), Sonia Citron (13), Brittney Sykes (11) and Kiki Iriafen (11).

Washington has won their last five games against Chicago dating back to June 14, 2024. This season, the Mystics are 2-0 against Chicago. The Mystics earned a 79-72 road win against the Sky on June 17 and recorded a 81-79 win at home on July 8.

PREVIOUS MEETINGS

MYSTICS 81, SKY 79 – JULY 8, 2025 – EAGLEBANK ARENA – FAIRFAX, VA – GAME #19 (9-10, 6-3 HOME)

TEAM	1	2	3	4	OT	FINAL	FG	FGA	FG%	3FG%	FT%	OR	DR	TR	A	PF	ST	TO	BS
CHI	19	16	19	25	-	79	27	60	.450	.316	.760	7	32	39	19	26	8	16	5
WAS	22	18	16	25	-	81	30	71	.423	.267	.548	13	25	38	18	21	8	13	4

TEAM	HIGH PTS	HIGH REB	HIGH AST	TEAM	HIGH PTS	HIGH REB	HIGH AST
WAS	S. Austin: 15	K. Iriafen: 10	S. Austin/B. Sykes: 4	CHI	A. Reese: 22	A. Reese: 15	A. Atkins: 5

AP -- Shakira Austin scored 15 points, including two free throws with 2.8 seconds left, and the Washington Mystics beat the Chicago Sky 81-79 on the campus of George Mason University on Tuesday. Austin missed two free throws with 31.8 seconds left but Washington secured the offensive rebound and she made a driving layup for a 79-77 lead. After Angel Reese made two free throws with 14.9 seconds left to tie it at 79, Austin was fouled on a drive to the basket and converted both for the lead. Rachel Banham was off the mark on a half-court shot at the buzzer. Sonia Citron scored eight of her 13 points in the fourth quarter for Washington (9-10). Kiki Iriafen had 11 points and 10 rebounds for her sixth double-double this season, tying Chamique Holdsclaw’s Mystics rookie record. Brittney Sykes also scored 11. Reese finished with 22 points and 15 rebounds for Chicago (5-13) to extend her WNBA record to six straight games with 15-plus rebounds. The Baltimore native secured her sixth straight double-double in the first half with 10 points and 10 rebounds. Elizabeth Williams added 20 points for Chicago, Banham had 13 and Ariel Atkins, who spent her first seven seasons with Washington, scored 11.

MYSTICS 79, SKY 72 – JUNE 17, 2025 – WINTRUST ARENA – CHICAGO, IL – GAME #12 (5-7, 2-4 AWAY)

TEAM	1	2	3	4	OT	FINAL	FG	FGA	FG%	3FG%	FT%	OR	DR	TR	A	PF	ST	TO	BS
WAS	11	21	24	23	-	79	29	64	.453	.467	.636	12	20	32	21	17	14	16	5
CHI	26	18	12	16	-	72	30	61	.492	.300	.692	9	22	31	21	22	10	25	6

TEAM	HIGH PTS	HIGH REB	HIGH AST	TEAM	HIGH PTS	HIGH REB	HIGH AST
WAS	B. Sykes: 32	S. Austin/S. Citron: 9	S. Sutton: 6	CHI	K. Cardoso: 18	K. Cardoso/A. Reese: 10	A. Atkins: 7

MYSTICS 2025 AVERAGES																						
PLAYER	GP-GS	MIN	MPG	FG-ATT	FG%	3FG-ATT	3FG%	FT-FTA	FT%	OFF	DEF	TOT/AVG	AST	APG	PF-D	STL	SPG	TO	BLK	BPG	PTS	AVG
Sykes	22-22	689	31.3	108-286	.378	19-60	.317	118-150	.787	11	66	77/3.5	98	4.5	63-120	25	1.14	65	6	0.27	353	16.0
Citron	25-25	823	32.9	114-255	.447	36-103	.350	77-86	.895	19	106	125/5.0	56	2.2	56-94	28	1.12	48	10	0.40	341	13.6
Iriafen	25-25	664	26.6	108-238	.454	0-2	.000	72-95	.758	67	144	211/8.4	32	1.3	82-74	15	0.60	50	3	0.12	288	11.5
Austin	22-14	490	22.3	114-240	.475	0-5	.000	58-87	.667	44	106	150/6.8	38	1.7	50-73	24	1.09	58	26	1.18	286	13.0
Sutton	24-24	602	25.1	65-141	.461	26-63	.413	23-32	.719	6	34	40/1.7	75	3.1	31-33	23	0.96	40	3	0.13	179	7.5
Melbourne	24-4	560	23.3	53-136	.390	21-62	.339	24-42	.571	9	39	48/2.0	67	2.8	59-50	16	0.67	39	3	0.13	151	6.3
Edwards	19-0	270	14.2	44-90	.489	0-7	.000	34-54	.630	24	44	68/3.6	8	0.4	28-45	10	0.53	23	6	0.32	122	6.4
Dolson	25-11	400	16.0	31-87	.356	13-48	.271	5-5	1.000	9	50	59/2.4	39	1.6	61-15	9	0.36	20	8	0.32	80	3.2
Olsen	22-0	235	10.7	28-65	.431	11-29	.379	10-11	.909	5	18	23/1.0	21	1.0	22-11	3	0.14	9	2	0.09	77	3.5
Engstler	21-0	218	10.4	20-48	.417	6-24	.250	7-12	.583	21	43	64/3.0	23	1.1	25-12	9	0.43	18	10	0.48	53	2.5
Koné	11-0	74	6.8	7-18	.389	1-3	.333	8-9	.889	3	15	18/1.6	5	0.5	10-9	0	0.00	6	0	0.00	23	2.1
MYSTICS	25	5,021	200.8	692-1,604	.431	133-406	.328	436-583	.748	218	665	883/35.3	462	18.5	487-536	162	6.48	376	77	3.08	1,953	78.1
OPPONENTS	25	5,021	200.8	712-1,667	.427	191-629	.304	392-492	.797	194	621	815/32.6	473	18.9	536-487	200	8.00	326	116	4.64	2,007	80.3

SINGLE GAME HIGHS																						
PLAYER	MIN	FG	ATT	FG%	3FG	ATT	3FG%	FT	FTA	FT%	OFF	DEF	TOT	AST	PF	FD	STL	TO	BLK	PTS		
Sug Sutton	40	6	12	1.000 (3)	3 (2)	5 (3)	1.000 (3)	4	6	1.000 (7)	2	5	5	6 (2)	3 (2)	5	4	3 (5)	1 (3)	17		
Sika Koné	14	2	5	1.000 (3)	1	1 (3)	1.000	2 (3)	2 (4)	1.000 (4)	2	4	5	2	4	2 (2)	--	2 (2)	--	4 (3)		
Jade Melbourne	36	6	11	1.000	3	5 (4)	1.000	4 (2)	6 (2)	1.000 (4)	2	7	7	7	5 (3)	5 (2)	3	5 (2)	1 (3)	15 (2)		
Brittney Sykes	39	13	24	.615	4	6	1.000	14	15	1.000 (2)	2 (2)	7	9	8	6	11	3 (3)	7	2	32		
Emily Engstler	20	3	6	1.000 (2)	2	3 (3)	1.000 (3)	2 (2)	2 (5)	1.000 (2)	3 (2)	7	9	4	4	2	1 (9)	2 (4)	2	8		
Sonia Citron	41	9	15	.857	4 (2)	8	1.000	7 (2)	8	1.000 (14)	5	9	11	6 (2)	5 (2)	7	3 (2)	6	2	27		
Stefanie Dolson	29	4	7	.750	2 (3)	4 (2)	1.000 (2)	2 (2)	2 (2)	1.000 (3)	2 (2)	6	7	8	5	2 (3)	1 (9)	3 (3)	2 (2)	8 (3)		
Lucy Olsen	38	7	12	1.000 (5)	3	7	1.000 (3)	4	4	1.000 (4)	1 (5)	4	5	3 (3)	3 (2)	3	1 (3)	3	1 (2)	19		
Kiki Iriafen	37	9	14 (2)	1.000	--	2	--	6 (3)	9	1.000 (6)	6	10 (2)	14	6	6	8	5	7	1 (3)	20		
Shakira Austin	32	13	18 (2)	1.000	--	2	--	7	13	1.000 (3)	4 (5)	9 (2)	13	5	5 (2)	9	4	5 (4)	4	28		
Aaliyah Edwards	20	6	8 (2)	1.000	--	1 (7)	--	5	6 (2)	1.000 (2)	5	5 (3)	7 (2)	1 (8)	4 (2)	5	1 (10)	4 (2)	2	15		
MYSTICS	225	36	74	.571	10 (2)	24	.526	28	41	.944	14	36 (2)	54	25	32	33	14	27	8	104		
OPPONENTS	225	38	80	.535	18	42	.429	26	32	1.000	15	37	51 (2)	28	33	32	15	22	10	99		



### Team:

- The Mystics are set to play 44 regular season games for the first time in league history. The 44-game season is an increase from the WNBA's 40-game season the past two years.
- Washington will appear on national TV (ESPN3, CBSSN, ION, NBA TV) 17 times this season.
- Washington has 10 afternoon games this season, with seven of the 10 games having a 3:00 p.m. tip-time.
- The Mystics will play four games away from CareFirst Arena this season. Washington's annual Camp Day game will be played on Tuesday, July 8 at Eagle Bank Arena in Fairfax, VA. The Mystics will also play two games at CRF Bank Arena in Baltimore, MD.
- Washington's opening night roster has four rookies, the most since 2011 (four rookies).
- Washington holds four international players on their opening night roster (Australia, Mali/Spain, Canada), the second consecutive season the Mystics have held four or more players on their opening night roster.
  - This marks the fourth consecutive year (2022-25) Washington's opening night roster has held an international player.
- The Mystics' opening night roster had an average age of 24-348 which ranked as the youngest in the WNBA. This marked the youngest roster Washington has had on opening night since 2016 (24-183).
- All but two of Washington's players have three or fewer years of experience. Veterans Stefanie Dolson (11 seasons) and Brittney Sykes (8 seasons) are the only players on the roster with four-plus years of service.
- The Mystics aim to average 20+ assists per game for the fourth time in franchise history, having previously accomplished the feat in 2024, 2022, and 2019. Washington averaged 21.6 assists per game in 2023.
- The Mystics averaged 7.3 steals per game in 2024 and will look to record seven or more steals per game for the 20th time in franchise history — and for the fifth time since 2020.
- Washington is targeting a top-five finish in pace for the first time since the 2013 season, when they ranked fourth (93.29; 4<sup>th</sup>).
- The Mystics are looking to average 20.0 free throw attempts per game, the first time since the 2017 season (21.4).

### Individual:

- Veteran center **Stefanie Dolson** looks to build on her three-point success from last season. Dolson shot 46.5% from beyond the arc in 2024, the third-highest percentage in the league, and the second consecutive season she has shot at least 40.0% from three-point territory.
  - Her 72 three-point makes in 2024 were the most by any center.
  - Dolson totaled at least 300 points, 150 rebounds, 100 assists, and 50 three-pointers last season, joining T. Catchings (2012) and J. Loyd (2024) as the only players to amass those benchmarks in the 10<sup>th</sup> or later season of their career.
  - At the age of 33, Dolson would become the oldest player in WNBA history to record those totals in a single season.
- Veteran guard **Brittney Sykes** aims to finish top five in steals per game. Sykes has averaged at least 1.5 steals per game in four seasons.



- Since 2020, only A. Ogunbowale (DAL), B. Stewart (NYL), and A. Thomas (PHX) have also averaged 1.5+ steals per game in four seasons.
  - Sykes averaged 12.2 points per game during the 2024 season, marking her third consecutive season averaging double digits.
  - She looks to become the third Mystic to average at least 10.0 points and 3.0 assists in three or more seasons, joining Alana Beard (4) and Kristi Toliver (3).
- Center **Shakira Austin** is coming off a career-best season, posting career highs in points (11.8), steals (1.3), and both free throw attempts (4.5) and makes (3.0).
  - In 2025, she aims to average at least 12.0 points and 7.0 rebounds, which would make her the seventh Mystic in franchise history to reach those averages.
- Forward **Aaliyah Edwards** averaged 7.6 points and 5.6 rebounds per game on .490 shooting during her rookie campaign.
  - She aims to become just the third Mystic (joining Shakira Austin, 2022-2023 and Murriel Page, 1998-1999) to average at least 7.0 points and 5.0 rebounds while shooting at least 47.5% in each of her first two seasons.
  - Edwards also looks to finish among the top five rebounders in her sophomore class.
- Rookie Watch:
  - The Mystics aim to have a rookie average at least 8.0 points per game during the 2025 season. If accomplished, it would mark the 13<sup>th</sup> rookie in franchise history to do so, and the first since Shakira Austin (2022).
  - Only six rookies in Mystics history have averaged 10.0+ points per game, with the last coming in 2018 (A. Atkins).
- Washington is also targeting a rookie average 3.0 assists per game – which would be just the seventh time in team history that a rookie reached that assist mark (last: Natasha Cloud, 2015).
- For the second consecutive season, the Mystics look to have a rookie average 5.0 rebounds per game.
  - Since 2020, Washington has had two rookies achieve this feat. The Mystics would join Chicago and Indiana as the only teams since 2020 to have at least three rookies average 5.0 rebounds in their debut seasons.





A TRIO OF ALL-STARS

- The WNBA announced that Washington Mystics guard Sonia Citron and forward Kiki Iriafen had been named reserves for the 2025 AT&T WNBA All-Star Game. This marks just the second time in league history, and the first time since 1999, that rookie teammates have been selected as All-Stars.
- With their selection, Citron and Iriafen become the third and fourth rookies in franchise history to earn All-Star honors.
- This also marks the 11th time Washington has had multiple All-Star selections.
- They become just the fourth rookie duo in WNBA or NBA history to earn All-Star recognition in the same season, following Taj McWilliams-Franklin, Shannon Johnson, and Nykesha Sales (WNBA: Orlando Miracle; 1999), Isiah Thomas and Kelly Tripucka (NBA: Detroit Pistons; 1981-82), and Frank Selvy and Bob Pettit (NBA: Milwaukee Hawks; 1954-55).

ROOKIE RANKS

- Washington's two rookies, Sonia Citron and Kiki Iriafen, rank at the top of the rookie class in multiple statistical categories:

2025 ROOKIE RANKS - CITRON		
CATEGORY	AVERAGE	RANK
Points	13.6	2nd
Rebounds	5.0	3rd
Assists	2.2	5th
FG%	44.7	7th
3P%	35.0	7th

2025 ROOKIE RANKS - IRIAFEN		
CATEGORY	AVERAGE	RANK
Points	11.5	3rd
Rebounds	8.4	1st
FG%	45.4	5th
FTA	95 (total)	1st

- Iriafen and Citron are both averaging 10.0+ points per game, potentially becoming the first rookie duo to average 10+ points in a season in franchise history.
- The last rookie teammates to each average 10.0+ points in a season were Alyssa Thomas and Chiney Ogwumike (CON; 2014).
- Citron (20) and Iriafen (17) look to become the fourth and fifth Mystics rookies to total 20 10+ point games in their debut season.

ROOKIES THAT AVERAGED 12+ PT, 5+ REB, 2+ AST DURING FIRST HALF OF ALL-STAR SEASON

PLAYER	SEASON	PPG	RPG	APG
S. Citron	2025	14.1	5.0	2.0
C. Clark	2024	17.1	5.8	8.2
A. Boston	2023	15.4	8.4	2.3
A. Wilson	2018	20.0	8.6	2.5
T. Catchings	2002	17.8	8.2	3.2
S. Cash	2002	14.6	6.0	2.4
B. Lennox	2000	15.4	5.7	2.1
C. Holdsclaw	1999	18.7	8.9	2.8
S. Sam	1999	12.8	5.3	2.0

ROOKIES THAT AVERAGED 10+ PT, 8+ REB, 45.0+ FG% DURING FIRST HALF OF ALL-STAR SEASON

PLAYER	SEASON	PPG	RPG	FG%
K. Iriafen	2025	11.9	8.5	46.0%
A. Boston	2023	15.4	8.4	61.0%
C. Ogumike	2014	15.3	8.5	53.4%
C. Ford	2003	11.5	11.1	47.9%
T. Williams	2002	10.8	8.0	55.5%
C. Holdsclaw	1999	18.7	8.9	45.3%
Y. Griffith	1999	19.5	12.5	54.8%
N. Williams	1999	19.8	10.2	55.3%

ROOKIE TEAMMATES NAMED ALL-STARS; NBA +WNBA

LEAGUE/TEAM	YEAR	TEAMMATES
WNBA/Washington	2025	Sonia Citron & Kiki Iriafen
WNBA/Orlando	1999	Taj McWilliams-Franklin, Shannon Johnson, & Nykesha Sales
NBA/Detroit	1981-82	Isiah Thomas & Kelly Tripucka
NBA/Milwaukee	1954-55	Frank Selvy and Bob Pettit

- On July 17, the WNBA announced that Brittney Sykes has been selected as an injury replacement on Team Clark. This marked Sykes' first All-Star selection.
- The Mystics' three All-Stars mark the first time in franchise history that the team has had three All-Star selections. The only prior time the Mystics had three players compete in a WNBA organized event was in 2010, when the league held an exhibition game (Team USA vs. Team WNBA) instead of an All-Star game, with Monique Currie, Crystal Langhorne, and Lindsey Harding competing for Team WNBA.
- Washington joined Atlanta, Seattle, Minnesota, and Indiana as the only teams to have three All-Star selections.
- Head Coach Sydney Johnson, joins Karl Smesko (ATL; 2025), Nate Tibbets (PHX; 2024), Becky Hammon (LVA; 2022) and Noelle Quinn (SEA; 2021) as first time head coaches who have had three or more All-Star selections [last five seasons].
- During the 2025 AT&T All-Star game, Kiki Iriafen recorded 17 points and 10 rebounds, becoming just the second rookie in WNBA history to record a double-double in an All-Star game, and the youngest player to do so.



ROOKIE REPORT

- Iriafen is averaging 8.4 rebounds per game, the fourth most in the WNBA.
- She is also averaging 2.6 second chance points, the most by any rookie this season (t-eighth most overall).
- Iriafen has totaled 15 games with 10+ points and 5+ rebounds, moving her into second place for the most such games by a rookie in Mystics history.
- On 7/27 vs. PHX, Iriafen became the youngest Mystic and the fourth youngest player in WNBA history to reach 200 career rebounds (21y, 334d).
- Sonia Citron has totaled 341 points, 125 rebounds and 56 assists in 24 career games, becoming the second fastest Mystics rookie to

MYSTICS ROOKIES TO REACH 300+ PTS, 100+ REB, 45+ ASTS

PLAYER	SEASON/G REACHED PTS	PTS	REB	AST
C. Holdsclaw	1999/19	525	246	74
S. Citron	2025/22	341	125	56
A. Beard	2004/27	446	143	91
T. Johnson	2005/33	315	104	177

2025; ROOKIE GAMES W/ 10+ PTS/5+ REB

PLAYER	TEAM	GAMES
Kiki Iriafen	WAS	15
Sonia Citron	WAS	10
Paige Bueckers	DAL	8
Aneesah Morrow	CON	5
Janelle Salaun	GSV	5
2 Tied		4





STEADY SONIA

- Sonia Citron ranks second in scoring among rookies, averaging 13.6 points per game on 44.7% shooting from the field and 35.0% from three-point range.
- Her 14 consecutive games of scoring in double figures ended on 6/24, which ranks as third longest for a rookie in franchise history.
- She has totaled 20 games of 10+ points, tied for the most by a rookie this season and most by a Mystic.
- Citron is averaging 7.9 points in the second half - the second most by a rookie in the league.

MYSTICS ROOKIES 2ND HALF OF GAME SCORING

SEASON	PLAYER	PT TOTAL
2025	Sonia Citron	197
2025	Kiki Iriafen	139
2024	Julie Vanloo	119
2024	Aaliyah Edwards	111
2023	Li Meng	106
2022	Shakira Austin	139

\* Top Mystics Rookies since 2022

- Citron finished the first half of the season as the only player in the WNBA averaging at least 12.0+ points, 4.0+ rebounds, 2.0+ assists while holding shooting splits of .450/.360.

1st HALF 2025: PLAYERS AVERAGING 12+ PTS, 4+ REB, 2+ AST ON 45.0+ FG% & 36.0+ 3P%

PLAYER	PTS/G	REB/G	AST/G	FG%	3P%
S. Citron	14.1	5.0	2.0	45.0%	36.5%

MYSTICS: 10+ PT GAME STREAK (ROOKIE) 2025: ROOKIE 50.0% FG% GAMES

PLAYER	STREAK	PLAYER	GAMES
N. McCray	16	S. Citron	11
C. Holdsclaw	15	P. Bueckers	9
S. Citron	14	K. Iriafen	7
C. Holdsclaw	12	D. Malonga	6
K. Iriafen	10	L. Geiselsoder	6
		M. Akoka Makani	5

\* MIN 7 FGA

THE STAGE IS HER COURT

- Citron has recorded three 20+ point games this season, tied for the third most 20+ point games by a rookie in a first half of a season in franchise history. All three of her 20+ point games came in the month of June, the first rookie since Alana Beard (September, 2004) to total three or more 20+ point games in a single month (Beard; 6).
- Her three 20+ point games are the second most by a rookie this season.
- Citron is the only rookie in the WNBA this season with multiple games of 20+ points and 10+ rebounds.
- She has also recorded three double-double on the season, becoming just the second rookie in Mystics history with multiple 20+ point, 10+ rebound games in a season.
- On 6/22 vs. DAL, she scored 27 points, tied for the second most by a Mystics rookie, alongside Alanna Beard and Nikki McCray.
- She is also the first rookie in franchise history to post a 25+ point, 10+ rebound game and she is the first rookie this season to accomplish this feat.

CITRON'S JUNE

- In the month of June, Sonia Citron averaged 15.6 points, 5.7 rebounds, 2.2 assists, and 16 steals per game.
- She was the only rookie in the month to average at least 15+ points, 5+ rebounds, and 2+ assists while shooting 45.0% from the field and 37.0% from three-point range. Citron joins Napheesa Collier, Allisha Gray, and Nneka Ogumike as the only players to hold these averages.

LAST 5 ROOKIES TO AVERAGE AT LEAST 15 PTS, 5 REB, 2 AST, 45% FG, 37% IN A MONTH

PLAYER	MONTH	PTS	REB	AST	FG%	3P%
S. Citron	Jun. '25	15.6	5.7	2.2	46.8%	37.0%
N. Collier	Aug. '19	15.9	6.8	3.0	54.3%	40.0%
D. DeShields	Aug. '18	16.3	5.0	2.7	48.9%	38.9%
B. Stewart	Sept. '16	18.3	9.3	3.0	41.5%	40.0%
B. Stewart	Jul. '16	20.0	9.3	4.0	45.0%	41.0%

DOUBLE-DOUBLE KIKI

- On 7/3 at SEA, Kiki Iriafen recorded her seventh double-double of the season - posting 10 points and 10 rebounds.
- Iriafen's seven double-doubles are most by a rookie in franchise history, surpassing Chamique Holdsclaw (6).
- She became the first rookie in franchise history to record four consecutive double-doubles, and joined Caitlin Clark and Angel Reese as the only rookies since 2020 to achieve this feat. Her four consecutive double-doubles tied the second longest streak in franchise history (longest: five; Chamique Holdsclaw).
- She was only the second rookie to accomplish this within her first five career games, following Natalie Williams (Utah Starzz), who did so in 1999.
- Iriafen's seven double-doubles are the most by any rookie this season and are tied for the eighth most overall.
- She has totaled 10+ rebounds in nine games (last: 727 vs. PHX), the most by a rookie in franchise history.

MYSTICS: DBLE-DBLE (ROOKIE)

PLAYER	TOTAL
K. Iriafen	7
C. Holdsclaw	6
S. Austin	4
A. Santos de Oliveira	4
A. Edwards	3

2025: DBLE-DBLE (ROOKIE)

PLAYER	TOTAL
K. Iriafen	7
S. Citron	3
A. Morrow	2
4 Tied	1

A CAREER-YEAR FOR SYKES

- Brittney Sykes is averaging career-bests in points (16.0), free throw makes (5.4), free throw attempts (6.8), and assists (4.5).
- She has scored 20+ points in nine games, marking the second most in a single season, and the most through a first half in her career (high 11; 2023).
- Sykes totaled a season-high best 32 points on 6/17 at CHI, her second 30+ point outing this season. She is one of 11 players to total a 30+ point, 5+ assist game this season.
- On 7/26 vs. SEA, Sykes totaled five assists, marking her 10th game with 5+ assists this season - tied for the second-most in a single season in her career.

1ST HALF OF 2025: 20+ PT GAME LEADERS

PLAYER	GAMES
N. Collier	15
K. Plum	12
S. Diggins	11
A. Wilson	11
K. Mitchell	11
S. Sabally	10
B. Stewart	10
B. Sykes	9
S. Ionescu	9
N. Ogumike	9
P. Bueckers	9

1st HALF OF 2025: SCORING LEADERS

PLAYER	PPG
N. Collier	23.2
A. Wilson	22.3
K. Plum	20.1
B. Stewart	19.7
K. Mitchell	19.1
S. Sabally	19.1
S. Ionescu	18.7
P. Bueckers	18.4
A. Gray	18.4
S. Diggins	17.5
D. Hamby	17.2
N. Ogumike	17.1
B. Sykes	17.1

SYKES PPG AVERAGE LAST FOUR SEASONS

SEASON	PPG	RPG	APG	SPG
2025	16.0	3.5	4.5	1.1
2024	12.2	4.1	3.1	0.9
2023	15.9	5.0	3.8	2.1
2022	12.7	3.7	3.7	2.0

- Sykes is the only player in Mystics history to average at least 17.0 point, 4.0 assists, and 3.0 rebounds in a first half of a season.

2025: PLAYERS AVERAGING 16+ PTS, 4+ AST, 3+ REB

PLAYER	PTS/G	REB/G	AST/G
Kelsey Plum	20.1	3.2	5.9
Sabrina Ionescu	19.3	4.6	5.8
Paige Bueckers	18.2	4.0	5.5
Jackie Young	16.9	4.0	4.2
Rhyné Howard	16.5	5.0	4.5
Brittney Sykes	16.0	3.5	4.5







## SHAKIRA, SHAKIRA

- On 6/20 vs. ATL, Shakira Austin recorded a career-high 28 points and added 10 rebounds for her first double-double of the season.
- She shot 13-17 from the field (.765 FG%), her second-best shooting performance in games with 10+ field goal attempts.
- Austin joins Elena Delle Donne as the only players in franchise history to record 28+ points and 10+ rebounds on 75.0% or better shooting. She's the 13th player in league history to accomplish this feat and the first since A'ja Wilson (Jul. 22, 2023).

## PLAYERS TO RECORD 28+ PTS, 10+ REB, 2+ BLK 2+ STL ON 75.0% OR BETTER SHOOTING

PLAYER	DATE	PTS	REB	STL	BLK	FG%
S. Fowles	8/12/11	28	13	2	2	84.6%
L. Cambage	7/3/18	37	10	2	2	80.0%
S. Austin	6/20/25	28	10	3	2	76.5%

## FINDING HER FORM

- Over the last seven games, Aaliyah Edwards is averaging 8.7 points and 4.1 rebounds while shooting 59.5% from the field.
- Edwards' leads the Mystics reserves in scoring and rebounding, averaging 6.4 points and 3.6 rebounds per game.
- On 7/22 vs. LAS, she recorded seven points and four rebounds, recording 7+ points in five of her last six outings.
- She has recorded 5+ rebounds in six games (last: 7/10 vs. LVA).

## EDWARDS; AVERAGES BY MONTH

MONTH	PPG	RPG	FG%
May	4.0	5.3	26.7%
June	5.2	2.7	43.9%
July	9.7	4.2	64.7%

## GETTING TO THE LINE

- The Mystics are attempting 23.3 free throw attempts, ranking first in the WNBA.
- Washington ranks first in personal fouls drawn (21.4) and has a free throw attempt rate of 0.363.
- The Mystics averaged 24.0 free throw attempts per game through the first half of the season, the most by a team since 2018 (DAL; 25.9 & LVA; 24.1) and are the most in franchise history since 2007 (24.5)
- Washington has attempted 20+ free throws in 19 game this season (last: vs. PHX; 7/27), the most in the league. The Mystics are 7-2 when attempting 25 or more free throws.
- Washington attempted a 2025 league-best 41 free throws on 6/22 vs. DAL, and the Mystics' 28 made free-throws is their highest total since July 7, 2023, vs. Indiana (31).
- The Mystics' 41 attempts are the most since 8/6/22, when Dallas attempted 45, and are the third most attempts in franchise history.
- Brittney Sykes is averaging 7.1 free throws per game (second most in the WNBA), with 4.9 attempts coming in the second half (most in WNBA).

## MYSTICS FTM/FTA LAST FOUR SEASONS

SEASON	FTM	FTA	LEAGUE RANK
2025	17.4	23.3	1st/1st
2024	11.5	15.0	12th/12th
2023	15.0	18.2	6th/8th
2022	14.0	17.9	8th/8th

## LAST 5 TEAMS TO AVERAGE 24.0+ FTA; 1ST HALF OF SEASON

TEAM	FTA/G	YEAR
WAS	24.0	2025
DAL	25.9	2018
LVA	24.1	2018
DAL	27.1	2017
DAL	24.8	2016

## SHAKIRA'S STEP

- Since moving into the starting lineup (6/17), Shakira Austin is averaging 16.1 points, 7.9 rebounds, 2.4 assists, 1.5 blocks, and 1.4 steals while shooting 48.1% from the field.
- On 7/27 vs. PHX, she recorded her third 20+ point game of the season, and Austin has posted 10+ points and 5+ rebounds in 12 games this season.
- Her performance on 7/27 vs. PHX marked Austin's eighth game this season with at least 15 points and five rebounds.
- Austin's 12.4 points per game through the first half of the 2025 season are the most she's ever averaged through a half of a season in her career.
- She has recorded nine game this season with multiple blocks (last: 7/26 vs. SEA), the most games in a single season in her career. She's also recorded a block in 7 consecutive games, tied for the longest span in her career (7/8-present).
- Austin holds a defensive rating of 93.3, the fourth best defensive rating in the WNBA [min. 17 GP; 18.0 min/pg].

## PLAYERS AVERAGING 12+ PTS, 5+ REB, 1+ AST, 1+ STL, 1+ BLK

PLAYER	TEAM
N. Collier	MIN
A. Wilson	LVA
B. Stewart	NYL
A. Stevens	LAS
S. Austin	WAS

## 2025 1st HALF; DEFRTG

PLAYER	DEFRTG
K. Westbeld	91.4
J. Shepard	91.7
N. Hiedeman	92.4
S. Austin	93.0
K. McBride	93.3

\*MIN 15 GP; 18.0 MPG

## MYSTICS IN THE FOURTH

- Washington is averaging 20.4 points in the fourth, the third most in the WNBA. The Mystics are also attempting a league-best 7.7 free throws in that period.
- The Mystics hold a net rating of 8.2 in the final frame, fourth best in the WNBA. The team also has a defensive rating of 96.1 third in the WNBA and an offensive rating of 104.3, fifth best.
- The Mystics have held an opponent to 20 or fewer points in the fourth quarter in 16 games (last: 7/27 vs. PHX).
- The Mystics are holding opponents to 39.6% shooting in the fourth quarter (best overall) and 23.4% from three-point territory, the best in the WNBA.
- Opponents are also averaging 3.9 assists in the final frame, the fewest in the WNBA, and totaling 7.5 rebounds per game, the fewest by an opponent.
- Sykes is averaging 5.5 points in the fourth, the third most in the WNBA.

## DOING WORK IN THE PAINT

- The Mystics are averaging 37.9 points in the paint, the third most in the WNBA.
- Washington's 37.9 points are currently the most the team has averaged in franchise history (since P1TP was tracked in 1998).
- Washington has now outscored their opponents in the paint 17 times this season. Washington recorded a season-high 52 points in the paint on 6/20 at ATL.
- Shakira Austin is averaging 9.5 points in the paint (7th most), and rookie Kiki Iriafen is averaging 7.3 points in the paint (16th most, and the most by a rookie).
- Washington is shooting 63.8% from the restricted area, sixth best in the WNBA.

## 2025; P1TP LEADERS

TEAM	PPG
Indiana	39.6
Los Angeles	39.5
Washington	37.9
Seattle	37.1
Dallas	35.9

## MYSTICS; P1TP AVERAGE

SEASON	P1TP AVG.	RANK
2025	37.9	3rd
2024	30.2	11th
2023	31.7	12th
2022	34.1	T-6th
2021	29.7	12th
2020	30.7	11th





## POINTS OFF TURNOVERS

- The Mystics are averaging 16.0 points off turnovers, the seventh most in the WNBA and over the last 10 games have averaged 16.4 points off turnovers, fifth best in the league.
- Washington has recored 18+ points off turnovers in nine games (last: vs LAS; 7/22), posting a 7-2 record.
- Over the Mystics' last 10 games, Washington is forcing opponents into 14.1 turnovers per game - sixth most in the WNBA.
- On 6/17 at CHI, the Mystics forced Chicago into 25 turnovers - the most by a Mystics opponent since Los Angeles committed 28 on May 21, 2024. Washington converted those into 40 points, a franchise record for points off turnovers. It was also the fourth most recorded in a WNBA game.

## MOST POINTS SCORED OFF TURNOVERS

POINTS	TEAM	OPP	DATE
45	IND	DET	8/15/2009
44	CON	NYL	5/17/2022
42	CON	ATL	6/11/2023
<b>40</b>	<b>WAS</b>	<b>CHI</b>	<b>6/17/2025</b>

## MYSTICS; 20+ PTS OFF TO GAMES

SEASON	GAMES	RECORD
2025	7	5-2
2024	9	4-5
2023	16	8-8
2022	10	8-2
2021	4	3-1

## THE DEFENSIVE END

- The Mystics are holding opponents to 42.7% shooting, ranked fifth in the WNBA. The Mystics are also holding opponents to 30.4% from three-point territory, the best in the league.
- Opponents are averaging the second fewest rebounds per game (32.8) and fourth fewest assists (18.9).
- The Mystics are holding opponents to 8.4 fast break points per game, the fewest in the WNBA. Washington opponents are only scoring 34.6 points in the paint, the t-fourth fewest in the WNBA. The Mystics are also second in opp. second chance points (9.3).
- The Mystics have held an opponent to 25 or fewer points in the paint six times this season.

## 2025 1st HALF; OPP FG%

TEAM  
GSV  
NYL  
MIN  
PHX

OPP. FG%  
40.1%  
41.2%  
41.2%  
42.2%

## 2025 1st HALF; OPP 3P%

TEAM  
MIN  
**WAS**  
IND  
NYL

OPP. FG%  
30.0%  
**30.2%**  
30.6%  
32.0%

## COMPLETING THE COMEBACK

- On 7/13 at SEA, the Mystics erased a 10-point deficit in the comeback win.
- Washington has won seven games this season in which they trailed by 10+ at any point, tied for the most in the WNBA.
- The Mystics' seven games this season are the most in a single season over the last five years.
- Washington has won five games this season after trailing at the start of the fourth quarter - a league best.

## MYSTICS; 10+ PT COMEBACKS BY SEASON

SEASON	COMEBACK WINS
2025	7
2024	4
2023	0
2022	5
2021	3

## A DASH OF SUG

- Sug Sutton is averaging 7.5 points, 3.1 assists, 1.7 rebounds and 1.0 steals per game on 46.1% shooting from the field and 41.3% from three-point range.
- Over the last 10 games Sug Sutton is averaging 9.3 points, 3.7 assists, and 1.7 rebounds while shooting .484 from the field and .444 from three point range.
- Sutton joins Natasha Cloud as the only players to average at least 8.0 points and 3.0 assists while shooting 47.0% or better from the field and 40.0% three-point range during that span [min. 8 GP; min. 1 3PA/g].
- She has scored 10+ points in nine games this season, the second most of her career (career-best: 15; 2023).
- Sutton 7.5 points per game mark the second highest average of her career. Her 46.1% shooting from the field and 41.3% from three-point territory are both career bests.

## REBOUNDING THE BALL

- The Mystics are averaging 35.3 rebounds per game, ranked fifth in the WNBA.
- Washington's 35.3 rebounds per game are the most the team has averaged in a season since 2017 (36.3 rpg), and only the fifth time in franchise history the team has averaged 35.0+ rebounds in a season.
- On 7/26 vs. SEA, the Mystics recorded a season-high 44 rebounds, the most by Washington in a game since May 31st, 2022, at Indiana.
- For the first time in franchise history, three Mystics players - Shakira Austin (11), Kiki Iriafen (11), and Sonia Citron (10) recorded 10+ rebounds in a single game (7/26 vs. SEA). It is just the 20th occurrence of this feat in WNBA history (last: New York, July 21, 2023, at Washington).

## MYSTICS; RPG AVERAGE

SEASON	RPG AVG.	RANK
2025	35.3	5th
2024	31.9	12th
2023	32.3	10th
2022	34.9	5th
2021	33.3	11th
2020	31.5	11th

## LAST 5 TEAMS WITH 3 PLAYERS W/ 10+ REB IN A SINGLE GAME

SEASON	TEAM	#PLAYERS	PLAYERS
2025	WAS	3	S. Austin, K. Iriafen, S. Citron
2023	NYL	3	S. Ionescu, J. Jones, B. Stewart
2022	MIN	3	S. Fowles, A. Powers, J. Shepard
2021	PHX	3	B. Griner, D. Taurasi, B. Turner
2020	ATL	3	B. Laney-Hamilton, C. Williams, E. Williams

- Mystics rookie Kiki Iriafen needs just 36 rebounds to become the all-time record holder for rookies in a rookie season.

## MYSTICS ROOKIE ALL-TIME TOTAL REBOUNDS LEADERS

SEASON	PLAYER	REB TOTAL
1999	Chamique Holdsclaw	246
2022	Shakira Austin	232
<b>2025</b>	<b>Kiki Iriafen</b>	<b>211</b>
1998	Murriel Page	208
2024	Aaliyah Edwards	191

## MYSTICS ROOKIE ALL-TIME RPG LEADERS

SEASON	PLAYER	RPG
<b>2025</b>	<b>Kiki Iriafen</b>	<b>8.4</b>
1999	Chamique Holdsclaw	7.9
1998	Murriel Page	6.9
2022	Shakira Austin	6.4
2024	Aaliyah Edwards	5.6



### FIRST HALF OF THE SEASON: QUICK BITS

- The Mystics concluded the first half of the season with a .500 record with 11 wins, tied for the seventh best record in the WNBA.
- Washington finished the first half of the season ranked fourth in pace (96.11).
- Washington entered the All-Star break fifth in rebounds per game, averaging 35.5 per game. The Mystics rank fourth in defensive rebounds per game, averaging 26.7 and fifth in offensive rebounds per game (8.8).
- The Mystics totaled 14 “clutch games” through the first half of the season, tied for the second most in the league. Washington totaled three games with losses by three or fewer points.



#8 Georgia Amoore

Guard • 5-7 • 3/4/01 • Kentucky/Australia

Rookie

SEASON	GP	GS	PPG	RPG	APG	SPG	BPG	MPG	FG%	3FG%	FT%
** No Games Played 2025-26 Regular Season **											
	POINTS				REB	AST	BLK	STL			
	10+	20+	30+	10+	10+	3+	3+	DBL-DBL	TPL-DBL		
Career	--	--	--	--	--	--	--	--	--	--	--

RECENT GAMES													
OPPONENT	W/L	MIN	FG-A	3P-A	FT-A	OR	DR	TR	A	PF	ST	TO	BS
7/27 vs. PHO	L												
7/26 vs. SEA	W												
7/22 vs. LAS	L												
7/15 at LAS	L												
7/13 at SEA	W												

2024 SEASON HIGHLIGHTS:

- 2024-25 Jersey Mike’s Naismith Trophy Women’s College Player of the Year Semifinalist
- 2024-25 All SEC First Team (coaches), 2024-25 All SEC First Team (USA Today), 2024-25 Second Team All- American, 2023-24 Third Team All-American, Two-Time Finalist for Lieberman Award
- Third player in Division I women’s history with 2,300+ career points and 800+ assists. The first part of her college stint was spent at Virginia Tech, where she helped her team reach the 2023 Final Four
- 2023 ACC Women’s Basketball Tournament MVP
- Ranks first in career assists (656) at Virginia Tech
- Became the first Virginia Tech Women’s Basketball athlete to record a triple-double with a 24-point, 10-rebound, 11-assist effort vs. Nebraska on Dec. 1, 2022

	2025-26 HIGHS	CAREER HIGHS
PTS	--	--
FGM	--	--
FGA	--	--
3FGM	--	--
3FGA	--	--
FTM	--	--
FTA	--	--
OREB	--	--
DREB	--	--
TREB	--	--
ASTS	--	--
STLS	--	--
BLKS	--	--
MINS	--	--





#0 Shakira Austin

Center • 6-5 • 25/7/00 • Mississippi/USA

3 Years Pro

SEASON	GP	GS	PPG	RPG	APG	SPG	BPG	MPG	FG%	3FG%	FT%			
2025-26	22	14	13.0	6.8	1.7	1.09	1.18	22.3	.475	.000	.667			
	POINTS				REB	AST	BLK	STL						
	10+	20+	30+	10+	10+	3+	3+	DBL-DBL	TPL-DBL					
Career	48	6	--	17	--	3	10	13			--			
RECENT GAMES														
OPPONENT	W/L	MIN	FG-A	3P-A	FT-A	OR	DR	TR	A	PF	ST	TO	BS	PTS
7/27 vs. PHO	L	27:28	8-18	0-0	4-6	4	4	8	1	1	0	5	2	20
7/26 vs. SEA	W	24:36	5-12	0-0	4-4	2	9	11	1	1	0	3	2	14
7/22 vs. LAS	L	28:05	8-14	0-0	1-2	3	3	6	2	3	4	4	2	17
7/15 at LAS	L	26:53	8-15	0-0	0-0	1	7	8	2	2	3	3	3	16
7/13 at SEA	W	23:08	4-10	0-0	1-2	1	6	7	5	2	1	4	1	9

2024 SEASON HIGHLIGHTS:

- Appeared in 12 games (11 starts) for Washington
- Averaged career bests in points (11.8), rebounds (6.8), steals (1.3), free-throw makes (3.0), and free-throw attempts (4.5)
- Scored in double-figures in nine of her 12 appearances and scored a season-best 24 points on Aug. 20 vs. Seattle
- Totaled seven or more rebounds in six games
- Grabbed 10+ rebounds on two occasions
- Attempted a career-best 15 free-throw attempts on Aug. 20
- Totaled one double-double on the season...Had a career-high five blocks on 5/14 vs. NYL...Missed 28 games due to injury
- During the 2024-25 offseason, played for the Lunar Owls in the inaugural season of Unrivaled (2025)...In 14 games, averaged 8.4 points and 4.1 rebounds in 9.2 minutes of action...Scored a season-high 17 points on Mar. 7 vs. Rose and totaled 10+ points in four games

2025 SEASON HIGHLIGHTS:

- Made season debut on 5/18 at CON
- Posted 13 points and three rebounds off the bench on 5/28 vs. IND
- Contributed 10 points, three rebounds, and two blocks on 6/3 at IND
- Recorded a season-high 11 rebounds off the bench on 6/5 vs. NYL and added a career-high four assists. It was her 14th career performance with 10+ rebounds. Her 11 boards are the most by a reserve in the WNBA this season
- Led the bench scoring with a season-high 14 points and five rebounds on 6/8 vs. CON...Marked her first 10 point, 5 rebound game of the season
- Made first of the season of 6/17 at CHI
- Has totaled 5+ points, 5+ rebounds in 16 games
- On 6/20 at ATL, recorded a career-high 28 points and added 10 rebounds for her first double-double of the season
- Is the youngest player in WNBA history (24 y, 330d) to record at least 28 points, 10 rebounds, 2 steals, and 2 blocks while shooting 75.0% or better in a game
- Scored 20+ points in consecutive games for the first time in her career (6/20-6/22).
- Was named Eastern Conference Player of the Week for games played from June 16-22, the first time she has earned this honor in her career
- Totaled three double-doubles on the season
- On 7/8 vs. CHI, hit the game-winning free throws with 2.1 seconds remaining, finishing with 15 points, eight rebounds, four assists, two steals, and two blocks
- Scored in double figures in eight consecutive games (6/22-7/10)
- Posted 15+ points and 5+ rebounds in eight games (last: 7/27 vs. PHX)
- Has totaled three 20+ games this season
- Recorded multiple blocks in nine games this season (most in a single season in her career)

	2025-26 HIGHS	CAREER HIGHS
PTS	28 at ATL 6/20/25	28 at ATL 6/20/25
FGM	13 at ATL 6/20/25	13 at ATL 6/20/25
FGA	18 2 times (vs. PHO, 7/27/25)	18 2 times (vs. PHO, 7/27/25)
3FGM	--	1 vs. NYL 5/14/24
3FGA	2 vs. NYL 6/5/25	2 vs. NYL 6/5/25
FTM	7 vs. DAL 6/22/25	10 vs. SEA 8/20/24
FTA	13 vs. CHI 7/8/25	15 vs. SEA 8/20/24
OREB	4 5 times (vs. PHO, 7/27/25)	4 11 times (vs. PHO, 7/27/25)
DREB	9 2 times (vs. SEA, 7/26/25)	10 2 times (@ CHI, 5/26/23)
TREB	13 at LVA 6/26/25	13 2 times (@ LVA, 6/26/25)
ASTS	5 at SEA 7/13/25	5 at SEA 7/13/25
STLS	4 vs. LAS 7/22/25	4 vs. LAS 7/22/25
BLKS	4 at CHI 6/17/25	5 vs. NYL 5/14/24
MINS	32 at ATL 6/20/25	35 at MIN 5/8/22





#22 Sonia Citron

Guard • 6-1 • 22/10/03 • Notre Dame/USA

Rookie

SEASON	GP	GS	PPG	RPG	APG	SPG	BPG	MPG	FG%	3FG%	FT%			
2025-26	25	25	13.6	5.0	2.2	1.12	0.40	32.9	.447	.350	.895	PTS	2025-26 HIGHS	CAREER HIGHS
	POINTS				REB	AST	BLK	STL						
	10+	20+	30+	10+	10+	3+	3+	DBL-DBL	TPL-DBL					
Career	20	3	--	3	--	--	2	3	--					
RECENT GAMES														
OPPONENT	W/L	MIN	FG-A	3P-A	FT-A	OR	DR	TR	A	PF	ST	TO	BS	PTS
7/27 vs. PHO	L	26:32	3-8	0-2	7-8	0	2	2	2	2	1	4	0	13
7/26 vs. SEA	W	30:25	5-9	0-2	1-1	2	8	10	3	1	1	1	2	11
7/22 vs. LAS	L	29:31	2-7	1-3	2-2	0	4	4	6	5	3	0	1	7
7/15 at LAS	L	31:42	3-9	2-5	0-0	0	6	6	6	3	2	5	1	8
7/13 at SEA	W	35:59	5-11	1-4	6-6	1	0	1	0	3	0	4	0	17
2024 SEASON HIGHLIGHTS:														
• One of just three ACC players to rank in the conference's top 20 in both blocks (0.9; 16th) and steals (1.9; 12th).														
• 2025 Cheryl Miller Award finalist, given to the best small forward in college basketball annually														
• First Team All-ACC honors and was named to the 2024-25 All-ACC Defensive Team														
• Set Notre Dame's single-season program record in free-throw percentage (91.2%) during her														

**2024 SEASON HIGHLIGHTS:**

- One of just three ACC players to rank in the conference's top 20 in both blocks (0.9; 16th) and steals (1.9; 12th).
- 2025 Cheryl Miller Award finalist, given to the best small forward in college basketball annually
- First Team All-ACC honors and was named to the 2024-25 All-ACC Defensive Team
- Set Notre Dame's single-season program record in free-throw percentage (91.2%) during her senior campaign (2024-25). Her 173 career three-pointers are the eighth-most in program history
- Led Notre Dame to the 2024 ACC Tournament Championship and made the NCAA Tournament all four years, reaching the Sweet 16 each season

**2025 SEASON HIGHLIGHTS:**

- In her rookie debut, finished with 19 points (6-7 FG), two rebounds and two assists (5/16)
- She joins Alana Beard and Shakira Austin as the only Mystics rookies to score at least 17 points on .850+ shooting
- Is the first Mystics rookie since Shakira Austin (8/2/22-8/7/22) to score 15+ points in consecutive games (5/16-5/18)
- Scored 10+ points in 14 consecutive games (5/16-6/22)
- Was the first rookie in the 2025 draft class to reach 100 points
- Posted 10 career game with 10+ point, 5+ rebounds
- Shot 50.0% or better in three straight games (6/3-6/8), and 10 times overall
- Has made multiple three-pointers in 11 games – second-most among rookies
- Recorded first career double-double posting a career-high 27 points to go along with a career-high 11 rebounds on 6/22 vs. DAL
- She became the first rookie in franchise history to post a 25+ point, 10+ rebound game
- Has recorded three double-doubles on the season
- Became just the second rookie in Mystics history with multiple 20+ point, 10+ rebound games in a season, joining Chamique Holdsclaw (1999).
- Scored 20+ points in three of her last four outings (6/22-6/28, becoming the first Mystic to do so since Alana Beard in September 2004
- Was named an WNBA All-Star reserve on July 6, 2025
- Has recorded nine games multiple steals
- The second fastest Mystics rookie to reach 300+ points, 100+ rebounds, 45+ assits (22 games)
- Became just the fourth Mystics rookie to score 10+ points in 20 or more games, joining Alana Beard (2004), Nikki McCray (1998), and Chamique Holdsclaw (1999).



#31 Stefanie Dolson

Center • 6-5 • 8/1/92 • Connecticut/USA

11 Years Pro

SEASON	GP	GS	PPG	RPG	APG	SPG	BPG	MPG	FG%	3FG%	FT%
2025-26	25	11	3.2	2.4	1.6	0.36	0.32	16.0	.356	.271	1.000
	POINTS				REB	AST	BLK	STL			
	10+		20+	30+	10+	10+	3+	3+	DBL-DBL	TPL-DBL	
Career	139		19	--	17	--	28	2	14	--	

RECENT GAMES														
OPPONENT	W/L	MIN	FG-A	3P-A	FT-A	OR	DR	TR	A	PF	ST	TO	BS	PTS
7/27 vs. PHO	L	11:30	2-3	1-2	0-0	0	3	3	2	2	1	0	0	5
7/26 vs. SEA	W	15:13	2-3	0-1	0-0	0	2	2	3	1	1	1	1	4
7/22 vs. LAS	L	16:46	3-4	2-2	0-0	0	0	0	1	3	0	0	0	8
7/15 at LAS	L	10:32	1-2	1-2	0-0	0	2	2	2	0	0	0	1	3
7/13 at SEA	W	18:14	2-5	1-2	0-0	1	6	7	1	0	0	1	0	5

2024 SEASON HIGHLIGHTS:

- Saw action in 39 games (all starts) for Washington
- Averaged 9.5 points, 4.9 rebounds, and 2.6 assists per game
- Averaged the most points per game since the 2018 season, most rebounds since the 2019 season, and most assists since the 2018 season
- Averaged a career-best 1.8 three-point makes on a career-high 4.0 three-point attempts per game
- Shot .465 from three-point range, her best three-point percentage since 2020
- Made 3+ 3PM in 10 games, the most in a single season in her career
- Finished the 2024 season third in 3P%
- Scored 10+ points in 16 games and 20+ points once
- Had 10+ rebounds in two games
- During the 2024-25 offseason, played for Laces in the inaugural season of Unrivaled where she posted averages of 8.5 points, 4.6 rebounds, and 1.2 assists in 13.0 minutes of action

2025 SEASON HIGHLIGHTS:

- Recorded a game-high eight assists, along with eight points and six rebounds on 5/23 at LVA...Her eight assists are tied for the second most in a game in her career
- Reached 3,000 career points on 6/5 vs. NYL
- On 7/13 at Seattle, made her 100th three-pointer as a Mystics
- Grabbed a season-high seven rebounds on 7/13 at SEA
- On 7/22 vs. Los Angeles, paced the Mystics bench with a season-high-tying eight points including two made three-pointers.

	2025-26 HIGHS	CAREER HIGHS
PTS	8 3 times (vs. LAS, 7/22/25)	29 vs. PHO 7/28/17
FGM	4 vs. NYL 6/5/25	13 vs. PHO 7/28/17
FGA	7 at LVA 5/23/25	21 vs. PHO 7/28/17
3FGM	2 3 times (vs. LAS, 7/22/25)	6 2 times (vs. MIN, 8/17/24)
3FGA	4 2 times (@ MIN, 7/3/25)	7 5 times (vs. CON, 6/27/24)
FTM	2 2 times (@ LVA, 6/26/25)	10 at DAL 7/16/17
FTA	2 2 times (@ LVA, 6/26/25)	12 at DAL 7/16/17
OREB	2 2 times (vs. MIN, 6/24/25)	7 vs. WAS 5/24/17
DREB	6 at SEA 7/13/25	12 vs. NYL 7/9/15
TREB	7 at SEA 7/13/25	13 vs. NYL 7/9/15
ASTS	8 at LVA 5/23/25	9 vs. DAL 8/30/17
STLS	1 9 times (vs. PHO, 7/27/25)	3 2 times (@ LAS, 8/11/19)
BLKS	2 2 times (@ LVA, 5/23/25)	5 2 times (vs. ATL, 7/17/19)
MINS	29 at LVA 5/23/25	44 vs. LAS 8/18/17





#24 Aaliyah Edwards

Forward • 6-3 • 9/7/02 • Connecticut/Canada

1 Year Pro

SEASON	GP	GS	PPG	RPG	APG	SPG	BPG	MPG	FG%	3FG%	FT%
2025-26	19	0	6.4	3.6	0.4	0.53	0.32	14.2	.489	.000	.630
	POINTS				REB	AST	BLK	STL			
	10+		20+	30+	10+	10+	3+	3+	DBL-DBL	TPL-DBL	
Career	12		1	--	4	--	4	1	3	--	

RECENT GAMES														
OPPONENT	W/L	MIN	FG-A	3P-A	FT-A	OR	DR	TR	A	PF	ST	TO	BS	PTS
7/27 vs. PHO	L	DND - Injury												
7/26 vs. SEA	W	DND - Injury												
7/22 vs. LAS	L	10:15	1-3	0-0	5-6	1	3	4	0	0	0	2	1	7
7/15 at LAS	L	13:37	5-8	0-1	3-4	1	2	3	0	1	0	0	0	13
7/13 at SEA	W	12:08	3-4	0-0	3-6	1	2	3	0	2	0	0	0	9


**2024 SEASON HIGHLIGHTS:**

- In 34 games (17 starts) averaged 7.6 points, 5.6 rebounds, 1.4 steals, 0.8 blocks per game
- Shot .490 from the field
- Scored in 10+ points in nine games and recorded 10+ rebounds in four games
- Totaled three double-doubles on the season
- Finished the 2024 campaign ranked second in field goal percentage, fifth in points per game, seventh in steals, and third in blocks per game among rookies
- During the 2024-25 offseason, played for Team Mist in the inaugural season of Unrivaled where she averaged 7.6 points, 5.3 rebounds, and 1.1 assists in 14 games...Made it to the finals in the 1v1 tournament, falling short to Napheesa Collier

**2025 SEASON HIGHLIGHTS:**

- Made season debut on 5/25 at PHX - recording six points and seven rebounds off the bench
- Has totaled 5+ rebounds off the bench in five games
- Contributed 13 points and seven rebounds on 6/8 vs. CON
- Scored a season-high 15 points on 6-7 shooting on 7/3 at MIN
- Has totaled 10+ points in three games

	2025-26 HIGHS	CAREER HIGHS
PTS	15 at MIN 7/3/25	23 vs. CHI 6/6/24
FGM	6 at MIN 7/3/25	10 vs. CHI 6/6/24
FGA	8 2 times (@ LAS, 7/15/25)	12 vs. CHI 6/6/24
3FGM	--	--
3FGA	17 times (@ LAS, 7/15/25)	114 times (@ LAS, 7/15/25)
FTM	5 vs. LAS 7/22/25	5 2 times (vs. LAS, 7/22/25)
FTA	6 2 times (vs. LAS, 7/22/25)	8 vs. IND 6/7/24
OREB	5 vs. CON 6/8/25	5 vs. CON 6/8/25
DREB	5 3 times (vs. LVA, 7/10/25)	13 vs. CHI 6/6/24
TREB	7 2 times (vs. CON, 6/8/25)	14 vs. CHI 6/6/24
ASTS	18 times (@ LVA, 6/26/25)	4 2 times (@ DAL, 9/3/24)
STLS	110 times (vs. CHI, 7/8/25)	3 at LAS 5/21/24
BLKS	2 vs. LVA 7/10/25	4 vs. CHI 6/6/24
MINS	20 vs. CON 6/8/25	36 vs. CHI 6/6/24



#21 Emily Engstler

Forward • 6-1 • 1/5/00 • Louisville/USA

3 Years Pro

SEASON	GP	GS	PPG	RPG	APG	SPG	BPG	MPG	FG%	3FG%	FT%	2025-26 HIGHS		CAREER HIGHS
2025-26	21	0	2.5	3.0	1.1	0.43	0.48	10.4	.417	.250	.583	PTS	8 vs. PHO 7/27/25	23 vs. DAL 6/22/24
												FGM	3 vs. PHO 7/27/25	8 at DAL 9/3/24
												FGA	6 at PHO 5/25/25	14 at DAL 9/3/24
												3FGM	2 vs. PHO 7/27/25	3 4 times (vs. IND, 9/19/24)
												3FGA	3 3 times (vs. PHO, 7/27/25)	6 at DAL 9/3/24
												FTM	2 2 times (@ MIN, 7/3/25)	6 vs. DAL 6/22/24
												FTA	2 5 times (@ MIN, 7/3/25)	6 vs. DAL 6/22/24
												OREB	3 2 times (@ IND, 6/3/25)	7 2 times (vs. LAS, 5/27/22)
												DREB	7 vs. CON 6/8/25	7 3 times (vs. CON, 6/8/25)
												TREB	9 vs. CON 6/8/25	13 at CHI 5/24/22
												ASTS	4 vs. IND 5/28/25	5 vs. CON 6/22/23
												STLS	1 9 times (vs. SEA, 7/26/25)	3 3 times (@ PHO, 9/5/24)
												BLKS	2 vs. DAL 6/22/25	4 2 times (vs. NYL, 9/17/24)
												MINS	20 at MIN 7/3/25	35 at CHI 5/24/22

RECENT GAMES														
OPPONENT	W/L	MIN	FG-A	3P-A	FT-A	OR	DR	TR	A	PF	ST	TO	BS	PTS
7/27 vs. PHO	L	17:46	3-4	2-3	0-0	1	2	3	1	0	0	1	0	8
7/26 vs. SEA	W	12:38	1-4	0-1	0-0	1	1	2	0	3	1	1	1	2
7/22 vs. LAS	L													
7/15 at LAS	L	6:21	0-1	0-1	0-0	0	1	1	1	2	0	1	0	0
7/13 at SEA	W	1:50	0-1	0-1	0-0	0	0	0	0	0	0	0	0	0

2024 SEASON HIGHLIGHTS:

- Saw action in 32 games (three starts) for Washington
- Averaged a career-best 6.2 points per game
- Averaged 4.0 rebounds and 1.5 assists per game
- Attempted a career-best 1.8 three-pointers per game
- Shot .494 from the field and .474 from three-point range
- Ranked first in the WNBA in three-point percentage
- Totaled 10+ points in eight games
- Grabbed five-plus rebounds in 10 games
- Totaled 111 rebounds off the bench, the fourth most among reserve players (min. 20 games)

2025 SEASON HIGHLIGHTS:

- Recorded nine rebounds off the bench on 6/8 vs. CON
- Grabbed five rebounds on 7/3 at MIN
- Scored a season-high eight points in her 100th career game (7/27 vs. PHX)



#44 Kiki Iriafen

Forward • 6-3 • 26/8/03 • Southern California/USA

Rookie

SEASON	GP	GS	PPG	RPG	APG	SPG	BPG	MPG	FG%	3FG%	FT%
2025-26	25	25	11.5	8.4	1.3	0.60	0.12	26.6	.454	.000	.758
	POINTS				REB	AST	BLK	STL			
	10+	20+	30+	10+	10+	3+	3+	DBL-DBL	TPL-DBL		
Career	17	1	--	9	--	--	2	7	--		
RECENT GAMES											
OPPONENT	W/L	MIN	FG-A	3P-A	FT-A	OR	DR	TR	A	PF	ST
7/27 vs. PHO	L	23:17	2-7	0-0	2-2	4	6	10	0	2	0
7/26 vs. SEA	W	27:33	3-9	0-0	1-2	2	9	11	1	2	0
7/22 vs. LAS	L	24:54	4-7	0-0	5-8	0	4	4	1	5	0
7/15 at LAS	L	25:40	4-10	0-0	0-0	3	5	8	1	2	0
7/13 at SEA	W	24:40	5-9	0-0	0-0	3	7	10	1	4	1

2024 SEASON HIGHLIGHTS:

- Was a unanimous selection to 2025 All-Big Ten First Team and an AP All-America Third Team pick
- Averaged 18 points per game, 8.4 rebounds per game and shot 49% from the floor to help USC win the Big Ten title and reach the Elite 8
- Totaled 12 double-doubles and ranked 15<sup>th</sup> in the nation in offensive rebounds per game (4.1)
- Prior to USC, spent three seasons with Stanford, where she totaled 1,071 points and 601 rebounds in 104 games. Won the Katrina McClain Award and was named to the All-Pac-12 team for the 2023-24 season where she posted career-highs in points per game (19.4) and rebounds per game (11.0)

2025 SEASON HIGHLIGHTS:

- Scored the 6th most points by a Mystics rookie in her debut (14)
- Recorded her first career double-double with 17 points and 14 rebounds on 5/18 at CON
- Totaled 31 points and 18 rebounds through her first two career games, becoming the first rookie in Mystics history to start a season with at least 30 points and 15 rebounds
- Became the 7th rookie in WNBA history – and the first since Breanna Steward (2016)– to post 30 points and 30 rebounds across their first three games
- Recorded four consecutive double-doubles (5/18-5/25), the first Mystics rookie to accomplish this feat
- Is only the second rookie to total four double-doubles within their first five career games, following Natalie Williams (Utah Starzz), who did so in her first three-career games in 1999
- Was named Kia WNBA Rookie of the Month for games played in May
- Joined teammate Sonia Citron in scoring 10+ points in 10 consecutive games - the longest streak by teammates in WNBA history.
- Became the 13<sup>th</sup> rookie in WNBA history to post a 20+ point, 8+ rebound game on 80.0% or better shooting (6/3 at IND)
- She was the fastest rookie in Mystics history to total 100+ points and 80+ rebounds (8 games) and the quickest player to do so since Tina Charles in 2010
- Grabbed a season-high five offensive rebounds, the most by a Mystics rookie since Ariel Atkins in 2018 (5 vs Chicago, July 13, 2018)
- Recorded 10+ points, 5+ rebounds in nine consecutive games (ended: 6/15)
- On 6/22, recorded 19 points, seven rebounds, six assists and five steals...She is the first rookie in Mystics history – and the first rookie this season to record 15+ points, 5+ rebounds, 5+ assists, and 5+ steals in a game
- Has totaled seven double-doubles on the season
- Leads all WNBA rookies with 15 games with 10+ points and 5+ rebounds
- Was named an WNBA All-Star reserve on July 6, 2025
- On 7/8 tied Chamique Holdsclaw for the franchise record for most double-doubles by a rookie (6)
- Reached 50 offensive rebounds for the season on 7/8, becoming the fourth rookie in franchise history to do so before her 20th game – and the first in 26 years (joining Chamique Holdsclaw '99, Alessandra Santos de Oliveira '98, Murriel Page '98)
- On 7/13 at SEA, posted her seventh double-double of the season, surpassing Chamique Holdsclaw for the most double-doubles by a Mystics rookie in their debut season
- Became the youngest Mystic and the fourth youngest player in WNBA history to reach 200 career rebounds (21y, 334d)
- Has totaled a rooke franchise-best nine games with 10+ rebounds

	2025-26 HIGHS	CAREER HIGHS
PTS	20 at IND 6/3/25	20 at IND 6/3/25
FGM	9 at IND 6/3/25	9 at IND 6/3/25
FGA	14 2 times (vs. NYL, 5/30/25)	14 2 times (vs. NYL, 5/30/25)
3FGM	--	--
3FGA	2 vs. ATL 6/15/25	2 vs. ATL 6/15/25
FTM	6 3 times (@ DAL, 6/28/25)	6 3 times (@ DAL, 6/28/25)
FTA	9 vs. DAL 6/22/25	9 vs. DAL 6/22/25
OREB	6 vs. NYL 6/5/25	6 vs. NYL 6/5/25
DREB	10 2 times (@ PHO, 5/25/25)	10 2 times (@ PHO, 5/25/25)
TREB	14 at CON 5/18/25	14 at CON 5/18/25
ASTS	6 vs. DAL 6/22/25	6 vs. DAL 6/22/25
STLS	5 vs. DAL 6/22/25	5 vs. DAL 6/22/25
BLKS	1 3 times (vs. CHI, 7/8/25)	1 3 times (vs. CHI, 7/8/25)
MINS	37 vs. DAL 6/22/25	37 vs. DAL 6/22/25






#5 Jade Melbourne

Guard • 5-10 • 18/8/02 • Cranberra Capitals/Australia

2 Years Pro

SEASON	GP	GS	PPG	RPG	APG	SPG	BPG	MPG	FG%	3FG%	FT%			
2025-26	24	4	6.3	2.0	2.8	0.67	0.13	23.3	.390	.339	.571	PTS	15 2 times (vs. NYL, 6/5/25)	21 at NYL 6/9/24
	POINTS				REB	AST	BLK	STL						
	10+	20+	30+	10+	10+	3+	3+	DBL-DBL			TPL-DBL			
Career	12	1	--	--	--	--	3	--			--			
RECENT GAMES														
OPPONENT	W/L	MIN	FG-A	3P-A	FT-A	OR	DR	TR	A	PF	ST	TO	BS	PTS
7/27 vs. PHO	L	30:57	4-8	1-3	4-4	0	3	3	4	4	3	0	0	13
7/26 vs. SEA	W	27:13	2-4	1-2	0-0	0	0	0	4	2	1	3	1	5
7/22 vs. LAS	L	17:42	1-3	1-1	3-4	0	2	2	3	0	0	0	0	6
7/15 at LAS	L	16:58	1-5	1-3	0-0	0	0	0	1	1	1	1	0	3
7/13 at SEA	W	25:40	1-5	1-4	0-0	1	2	3	4	4	2	1	1	3
2024 SEASON HIGHLIGHTS:														
<ul style="list-style-type: none"><li>• Appeared in 37 games off the bench for the Mystics</li><li>• Averaged career-highs in points (5.4), assists (1.6), rebounds (1.5), minutes (14.2), field goals (1.9), field goal attempts (4.5), and free-throw attempts (1.3) per game</li><li>• Scored 10+ points in six games...Scored a career-best 21 points on 8-12 shooting on June 9 at NYL</li><li>• Led the Mystics bench in scoring in five games this season</li></ul>														
2025 SEASON HIGHLIGHTS:														
<ul style="list-style-type: none"><li>• 5/16 vs. Atlanta marked her second career game with at least 10 points and 5 rebounds</li><li>• Scored 15 points off the bench on 5/18, marking the first time in her career she has scored 10+ points in back-to-back games</li><li>• First career start on 5/23 vs. LVA. Has started two games this season</li><li>• Has scored 10+ points in five games</li><li>• Recorded 3+ assists in 13 games</li><li>• Has led the bench in scoring six times this season.</li><li>• Totaled 11 points in the first-half on 7/27 vs. PHX, her most in a half this season and second-most in her career (June 9, 2024 at New York)</li></ul>														
		2025-26 HIGHS					CAREER HIGHS							
FGM	6	vs. NYL 6/5/25					8 at NYL 6/9/24							
FGA	11	at LVA 5/23/25					12 at NYL 6/9/24							
3FGM	3	at CON 5/18/25					3 2 times (@ CON, 5/18/25)							
3FGA	5	4 times (@ MIN, 7/3/25)					6 at NYL 6/9/24							
FTM	4	2 times (vs. PHO, 7/27/25)					5 vs. DAL 6/22/24							
FTA	6	2 times (@ LVA, 5/23/25)					6 3 times (@ LVA, 5/23/25)							
OREB	2	at CHI 6/17/25					2 3 times (@ CHI, 6/17/25)							
DREB	7	at GSV 5/21/25					7 at GSV 5/21/25							
TREB	7	at GSV 5/21/25					7 at GSV 5/21/25							
ASTS	7	at GSV 5/21/25					7 at GSV 5/21/25							
STLS	3	vs. PHO 7/27/25					4 2 times (vs. IND, 9/19/24)							
BLKS	1	3 times (vs. SEA, 7/26/25)					19 times (vs. SEA, 7/26/25)							
MINS	36	vs. MIN 6/24/25					36 vs. MIN 6/24/25							



#33 Lucy Olsen

Guard • 5-10 • 26/5/03 • Iowa/USA

Rookie

SEASON	GP	GS	PPG	RPG	APG	SPG	BPG	MPG	FG%	3FG%	FT%
2025-26	22	0	3.5	1.0	1.0	0.14	0.09	10.7	.431	.379	.909
	POINTS				REB	AST	BLK	STL			
	10+	20+	30+	10+	10+	3+	3+		DBL-DBL	TPL-DBL	
Career	2	--	--	--	--	--	--	--	--	--	

RECENT GAMES														
OPPONENT	W/L	MIN	FG-A	3P-A	FT-A	OR	DR	TR	A	PF	ST	TO	BS	PTS
7/27 vs. PHO	L	16:58	1-4	1-3	0-0	0	0	0	2	3	0	1	0	3
7/26 vs. SEA	W	12:46	1-3	0-1	0-0	1	0	1	1	1	1	1	1	2
7/22 vs. LAS	L	5:33	1-1	0-0	0-0	0	1	1	0	0	0	0	0	2
7/15 at LAS	L	13:11	1-2	1-2	2-2	1	1	2	2	1	0	1	0	5
7/13 at SEA	W													

**2024 SEASON HIGHLIGHTS:**

- Transferred to Iowa for her senior season after three years at Villanova
- 2024 and 2025 honorable mention All-American, 2022 BIG EAST All-Rookie Team selection, twotime All-BIG EAST selection, and 2025 All-Big Ten First-Team selection
- Averaged 17.9 points, 3.6 rebounds, and 5.1 assists for the Hawkeyes during the 2024-25 season
- Became just the third Hawkeye since 2009 to record more than 10 or more assists in a game (joining Caitlin Clark, Sam Logic).
- Finished her collegiate career with 2,077 points, 524 rebounds, and 548 assists
- Scored 20+ points in 42 career games and led Iowa with 12 such games in 2025
- Joined Caitlin Clark as only the second Hawkeye since 2009 to record a 30+ point, 5+ rebound, 5+ assist game (32/6/7 at Nebraska on Feb. 10, 2025)
- Recorded a 12-point, 12-assist double-double in the NCAA Tournament First Round against Murray State, becoming the third Hawkeye since 2009 to have a 10+ assist double-double in an NCAA Tournament game

**2025 SEASON HIGHLIGHTS:**

- Had a then career-best game on 6/8 vs. CON, recording five points and three assists
- On 6/26 at LVA, recorded a then career-high 14 points off the bench, including three three-pointers, while logging a career-best 37 minutes
- Rrecorded a career-best and team-high 19 points on 7/3 at MIN...Went 7-10 from the field and dished three assists

	2025-26 HIGHS	CAREER HIGHS
PTS	19 at MIN 7/3/25	19 at MIN 7/3/25
FGM	7 at MIN 7/3/25	7 at MIN 7/3/25
FGA	12 at LVA 6/26/25	12 at LVA 6/26/25
3FGM	3 at LVA 6/26/25	3 at LVA 6/26/25
3FGA	7 at LVA 6/26/25	7 at LVA 6/26/25
FTM	4 at MIN 7/3/25	4 at MIN 7/3/25
FTA	4 at MIN 7/3/25	4 at MIN 7/3/25
OREB	15 times (vs. SEA, 7/26/25)	15 times (vs. SEA, 7/26/25)
DREB	4 at LVA 5/23/25	4 at LVA 5/23/25
TREB	5 at LVA 5/23/25	5 at LVA 5/23/25
ASTS	3 3 times (@ MIN, 7/3/25)	3 3 times (@ MIN, 7/3/25)
STLS	13 times (vs. SEA, 7/26/25)	13 times (vs. SEA, 7/26/25)
BLKS	12 times (vs. SEA, 7/26/25)	12 times (vs. SEA, 7/26/25)
MINS	38 at LVA 6/26/25	38 at LVA 6/26/25



#1 Sug Sutton

Guard • 5-8 • 17/12/98 • Texas-Austin/USA

3 Years Pro

SEASON	GP	GS	PPG	RPG	APG	SPG	BPG	MPG	FG%	3FG%	FT%	2025-26 HIGHS		CAREER HIGHS
2025-26	24	24	7.5	1.7	3.1	0.96	0.13	25.1	.461	.413	.719	PTS	17 at LVA 6/26/25	21 vs. LVA 6/21/23
												FGM	6 at LVA 6/26/25	9 vs. LVA 6/21/23
												FGA	12 vs. MIN 6/24/25	18 vs. LVA 9/8/23
												3FGM	3 2 times (@ LVA, 6/26/25)	4 at LVA 9/10/23
												3FGA	5 3 times (@ DAL, 6/28/25)	7 at LVA 9/10/23
												FTM	4 vs. DAL 6/22/25	6 at DAL 6/9/23
												FTA	6 vs. DAL 6/22/25	6 3 times (vs. DAL, 6/22/25)
												OREB	2 vs. LAS 7/22/25	2 2 times (vs. LAS, 7/22/25)
												DREB	5 at ATL 6/20/25	10 vs. LVA 9/8/23
												TREB	5 at ATL 6/20/25	11 vs. LVA 9/8/23
												ASTS	6 2 times (vs. LVA, 7/10/25)	11 vs. LVA 9/8/23
												STLS	4 vs. MIN 6/24/25	4 vs. MIN 6/24/25
												BLKS	1 3 times (vs. NYL, 6/5/25)	17 times (vs. NYL, 6/5/25)
												MINS	40 at LVA 6/26/25	40 at LVA 6/26/25

- 2024 SEASON HIGHLIGHTS:
- Appeared in 29 games off the bench for Phoenix and Washington
  - Was acquired by Washington on August 20
  - Appeared in 22 games for the Mercury and In seven games for Washington, averaged 1.4 assists in 7.3 minutes per game
  - Scored in double figures twice
  - Scored a season-high 12 points on May 21, 2024
  - Totaled three-plus assists in eight games.
- 2025 SEASON HIGHLIGHTS:
- On 5/30 vs. NYL, was a perfect from the field (2-2), three-point range (1-1), and free throw line (2-2)...Became the 11th player in Mystics history to shoot 100% from the field, three, and free-throw line in a game – and the first since Stefanie Dolson (Aug. 19, 2024)
  - Scored 10 points (4-7 FG) and dished four assists on 6/8 vs. CON
  - Recorded a season-high six assists on 6/17 at CHI
  - Totaled seven points, five rebounds, and three assists on 6/20 at ATL
  - On 6/22, scored a season-high 15 points on perfect shooting from the field (4-4 FG, 3-3 3PT) and 4-of-6 from the free-throw line
  - Surpassed 500 points for her career on 6/22 vs. DAL
  - Has scored 10+ points in nine games
  - Recorded four steals on 6/24 vs. MIN
  - Has totaled three game this season with five or more assists



#20 Brittney Sykes

Guard • 5-9 • 7/2/94 • Syracuse/USA

8 Years Pro

SEASON	GP	GS	PPG	RPG	APG	SPG	BPG	MPG	FG%	3FG%	FT%
2025-26	22	22	16.0	3.5	4.5	1.14	0.27	31.3	.378	.317	.787
	POINTS				REB	AST	BLK	STL			
	10+	20+	30+	10+	10+	3+	3+	DBL-DBL	TPL-DBL		
Career	155	37	6	8	1	4	40	7	--		

RECENT GAMES												
OPPONENT	W/L	MIN	FG-A	3P-A	FT-A	OR	DR	TR	A	PF	ST	TO
7/27 vs. PHO	L	25:36	0-6	0-1	0-0	0	1	1	4	1	3	2
7/26 vs. SEA	W	24:40	5-13	1-4	0-0	0	4	4	5	5	1	1
7/22 vs. LAS	L	32:43	7-16	1-4	3-3	1	2	3	5	0	2	4
7/15 at LAS	L	24:28	2-7	1-4	3-3	0	1	1	3	4	0	2
7/13 at SEA	W	32:38	7-13	0-2	5-6	1	3	4	4	3	1	2

2024 SEASON HIGHLIGHTS:

- Saw action in 18 games (all starts) for Washington
- Averaged 12.2 points, 4.1 rebounds, 3.1 assists, and 0.9 steals per game
- Scored a season-high 28 points (12-20 FG) on Aug.23 vs. LA Sparks
- Scored in double figures on 11 occasions
- Scored 20+ points three times
- Third consecutive year that she has averaged double figure scoring
- Totaled one double-double on the seasons
- Dished five-plus assists in five games
- Was named to the 2024 FIBA 3x3 Women's AmeriCup Team that won a silver medal in San Juan, Puerto Rico
- During the 2024-25 offseason, played for Rose in the inaugural season of Unrivaled (2025)...Won a championship with the team, beating the Vinyl 62-54...Averaged 11.6 points, 3.9 rebounds, 1.8 assists in 12 games

2025 SEASON HIGHLIGHTS:

- On 5/16 vs. ATL, totaled 22 points and five assists...marked Sykes' ninth career game with 20+ points and 5+ assists...Her 22 points on 5/16 marked the most points she has scored in a season opener in her career
- Recorded 27 points on 5/18 at CON, marking the first time in her career she has posted 20+ points and 5+ assists in back-to-back games (5/16/25 and 5/18/25)
- Attempted 13 (5/16) and 12 (5/18) free throws during the first two games of the season - joining Chamique Holdsclaw (6/20/04-6/22/04) as the only players in Mystics history to attempt 12+ free throws in consecutive games
- Is the first player since Yolanda Griffith (6/10/99-6/12/99) to attempt at least 25 free throws in the first two games of a WNBA season
- Scored 20+ points in three consecutive games (5/16-5/21) and scored 30 points on 5/21, her fifth career 30+ point performance
- Has tallied 15+ points in 12 games, totaled nine 20+ point games and two 30+ point outings
- Her 55 made free throws through six games were the most in WNBA history over that span, breaking Cynthia Cooper's 1999 record of 50...Her 67 attempts were also the most by any player in league history through the first six game
- Reached 3,000-career points on 5/30 vs. NYL
- Attempted a career-best 15 free throw attempts on 6/8 vs. CON
- Has recorded 5+ assists in 10 games
- Dished out 27 assists over her last five games (6/5-6/20), averaging 5.4 APG, tied for the second-best five-game stretch of her career (best: 5.6 APG, Aug. 4 -13, 2023)
- On 7/10 vs. LVA, knocked down 1-of-2 free throws with 4.3 seconds remaining to give Washington a two-point lead
- Was named a replacement player in the 2025 AT&T WNBA All-Star, marking her first career All-Star nod
- Has recorded six games this season with 15+ points and 5+ assists.

	2025-26 HIGHS	CAREER HIGHS
PTS	32 at CHI 6/17/25	35 vs. DAL 8/14/22
FGM	13 at CHI 6/17/25	13 2 times (@ CHI, 6/17/25)
FGA	24 at CHI 6/17/25	24 2 times (@ CHI, 6/17/25)
3FGM	4 at CHI 6/17/25	5 2 times (vs. ATL, 9/8/23)
3FGA	6 vs. ATL 5/16/25	13 vs. ATL 9/8/23
FTM	14 vs. CON 6/8/25	14 vs. CON 6/8/25
FTA	15 vs. CON 6/8/25	15 vs. CON 6/8/25
OREB	2 2 times (@ CHI, 6/17/25)	5 vs. PHO 6/16/21
DREB	7 vs. IND 5/28/25	9 7 times (vs. NYL, 5/14/24)
TREB	9 vs. IND 5/28/25	13 vs. PHO 7/25/17
ASTS	8 at ATL 6/20/25	10 vs. ATL 6/28/23
STLS	3 3 times (vs. PHO, 7/27/25)	7 vs. NYL 6/20/21
BLKS	2 vs. IND 5/28/25	3 4 times (vs. CON, 8/22/23)
MINS	39 vs. DAL 6/22/25	40 vs. ATL 8/17/21





2025 REGULAR SEASON MYSTICS INDIVIDUAL SINGLE-GAME HIGHS				
Points	32	Brittney Sykes	at Sky	6/17
3-Pointers Made	4	Sonia Citron	at Aces	5/23
		Brittney Sykes	at Sky	6/17
		Sonia Citron	vs. Wings	6/22
Steals	5	Kiki Iriafen	vs. Wings	6/22
Rebounds	14	Kiki Iriafen	at Sun	5/18
Freethrows Made	14	Brittney Sykes	vs. Sun	6/8
Defensive Rating	99.8	Sika Koné	at Sun	5/18
Offensive Rating	99.8	Aaliyah Edwards	vs. Liberty	6/5

2025 REGULAR SEASON OPPONENTS INDIVIDUAL SINGLE-GAME HIGHS				
Points	32	Allisha Gray	vs. Dream	6/15
3-Pointers Made	6	Allisha Gray	vs. Dream	5/16
		Allisha Gray	vs. Dream	6/15
Steals	5	Courtney Williams	at Lynx	7/3
Rebounds	18	Jonquel Jones	vs. Liberty	5/30
Freethrows Made	12	Angel Reese	vs. Sky	7/8
Defensive Rating	99.6	Chelsea Gray	at Aces	5/23
Offensive Rating	99.8	A'ja Wilson	at Aces	5/23





	WASHINGTON MYSTICS		OPPONENTS	
<b>Points</b>	32	Brittney Sykes at CHI 06/17/2025	32	Allisha Gray vs. ATL 06/15/2025
<b>Points in a Quarter</b>	17	Brittney Sykes (3rd) vs. CON 06/08/2025	14	Nneka Ogumike (1st) vs. SEA 07/26/2025
			14	Arike Ogunbowale (2nd) vs. DAL 06/22/2025
			14	Veronica Burton (4th) at GSV 05/21/2025
<b>Points in a Half</b>	20	Brittney Sykes (2nd) at CHI 06/17/2025	20	Rickey Jackson (2nd) vs. LAS 07/22/2025
<b>Field Goals</b>	13	Shakira Austin at ATL 06/20/2025	12	Alyssa Thomas vs. PHO 07/27/2025
	13	Brittney Sykes at CHI 06/17/2025		
<b>Field Goal Attempts</b>	24	Brittney Sykes at CHI 06/17/2025	21	Napheesa Collier at MIN 07/03/2025
			21	Marina Mabrey at CON 05/18/2025
<b>Field Goal Percentage</b>	1.000	Kiki Iriafen (4-4) vs. LVA 07/10/2025	1.000	Aliyah Boston (5-5) at IND 06/03/2025
	1.000	Sug Sutton (4-4) vs. DAL 06/22/2025		
<b>3-PT Field Goal</b>	4	Sonia Citron vs. DAL 06/22/2025	6	Allisha Gray vs. ATL 06/15/2025
	4	Brittney Sykes at CHI 06/17/2025	6	Allisha Gray vs. ATL 05/16/2025
	4	Sonia Citron at LVA 05/23/2025		
<b>3-PT FG Attempts</b>	8	Sonia Citron at DAL 06/28/2025	12	Rhyne Howard vs. ATL 05/16/2025
<b>3-PT FG Percentage</b>	1.000	Sug Sutton (3-3) vs. DAL 06/22/2025	1.000	Kennedy Burke (4-4) vs. NYL 06/05/2025
<b>Free Throws</b>	14	Brittney Sykes vs. CON 06/08/2025	12	Angel Reese vs. CHI 07/08/2025
<b>Free Throw Attempts</b>	15	Brittney Sykes vs. CON 06/08/2025	15	Angel Reese vs. CHI 07/08/2025
<b>Free Throw Percentage</b>	1.000	Sonia Citron (7-7) at DAL 06/28/2025	1.000	DeWanna Bonner (9-9) vs. IND 05/28/2025
<b>Offensive Rebounds</b>	6	Kiki Iriafen vs. NYL 06/05/2025	6	Dearica Hamby vs. LAS 07/22/2025
			6	Jessica Shepard vs. MIN 06/24/2025
			6	Kamilla Cardoso at CHI 06/17/2025
			6	Brionna Jones vs. ATL 05/16/2025
<b>Defensive Rebounds</b>	10	Kiki Iriafen at PHO 05/25/2025	15	Jonquel Jones vs. NYL 05/30/2025
	10	Kiki Iriafen at CON 05/18/2025		
<b>Total Rebounds</b>	14	Kiki Iriafen at CON 05/18/2025	18	Jonquel Jones vs. NYL 05/30/2025
<b>Assists</b>	8	Brittney Sykes at ATL 06/20/2025	10	Julie Allemand at LAS 07/15/2025
	8	Stefanie Dolson at LVA 05/23/2025		
<b>Steals</b>	5	Kiki Iriafen vs. DAL 06/22/2025	5	Courtney Williams at MIN 07/03/2025
<b>Blocks</b>	4	Shakira Austin at CHI 06/17/2025	6	Alanna Smith vs. MIN 06/24/2025
<b>Minutes</b>	41:14	Sonia Citron vs. DAL 06/22/2025	41:10	Arike Ogunbowale vs. DAL 06/22/2025
<b>Points in Paint</b>	24	Shakira Austin at ATL 06/20/2025	22	Alyssa Thomas vs. PHO 07/27/2025
<b>Second Chance Points</b>	9	Shakira Austin at ATL 06/20/2025	9	Allisha Gray vs. ATL 05/16/2025
<b>Fast Break Points</b>	13	Brittney Sykes at CHI 06/17/2025	8	Rachel Banham vs. CHI 07/08/2025

MYSTICS HIGHS	MYSTICS LOWS	CATEGORY	OPPONENTS HIGHS	OPPONENTS LOWS
104 vs. CON 06/08/2025	56 vs. ATL 06/15/2025	<b>Points</b>	99 at LAS 07/15/2025	58 vs. SEA 07/26/2025
29 at LVA 06/26/2025	9 at DAL 06/28/2025	<b>Points/1st Qtr.</b>	28 at DAL 06/28/2025	10 at SEA 07/13/2025
28 at CON 05/18/2025	7 at PHO 05/25/2025	<b>Points/2nd Qtr.</b>	33 at LAS 07/15/2025	14 vs. SEA 07/26/2025
53 at LVA 06/26/2025	22 at PHO 05/25/2025	<b>Points/1st Half</b>	59 at LAS 07/15/2025	28 at SEA 07/13/2025
32 vs. LAS 07/22/2025	10 vs. ATL 06/15/2025	<b>Points/3rd Qtr.</b>	31 at IND 06/03/2025	10 vs. SEA 07/26/2025
31 at ATL 06/20/2025	9 vs. SEA 07/26/2025	<b>Points/4th Qtr.</b>	29 at GSV 05/21/2025	9 vs. MIN 06/24/2025
54 vs. CON 06/08/2025	22 vs. ATL 06/15/2025	<b>Points/2nd Half</b>	53 vs. LAS 07/22/2025	23 vs. SEA 07/26/2025
36 vs. CON 06/08/2025	18 vs. ATL 06/15/2025	<b>Field Goals</b>	38 at LAS 07/15/2025	21 at PHO 05/25/2025
74 vs. NYL 05/30/2025	54 at PHO 05/25/2025	<b>Field Goal Attempts</b>	80 at MIN 07/03/2025	58 vs. MIN 06/24/2025
.571 vs. CON 06/08/2025	.284 vs. NYL 05/30/2025	<b>Field Goal Percentage</b>	.535 at LAS 07/15/2025	.319 at GSV 05/21/2025
10 (2) at LVA 06/26/2025	1 at IND 06/03/2025	<b>3-PT Field Goal</b>	18 vs. ATL 06/15/2025	3 (4) vs. LVA 07/10/2025
24 at PHO 05/25/2025	10 at IND 06/03/2025	<b>3-PT FG Attempts</b>	42 vs. ATL 06/15/2025	10 at CHI 06/17/2025
.526 at LVA 06/26/2025	.100 at IND 06/03/2025	<b>3-PT FG Percentage</b>	.429 vs. ATL 06/15/2025	.120 vs. LVA 07/10/2025
28 vs. DAL 06/22/2025	8 vs. SEA 07/26/2025	<b>Free Throws</b>	26 vs. DAL 06/22/2025	8 vs. CON 06/08/2025
41 vs. DAL 06/22/2025	9 vs. SEA 07/26/2025	<b>Free Throw Attempts</b>	32 vs. DAL 06/22/2025	9 (2) at MIN 07/03/2025
.944 vs. NYL 05/30/2025	.548 vs. CHI 07/08/2025	<b>Free Throw Percentage</b>	1.000 at MIN 07/03/2025	.609 at IND 06/03/2025
14 vs. MIN 06/24/2025	5 (2) at MIN 07/03/2025	<b>Offensive Rebounds</b>	15 vs. ATL 05/16/2025	1 at IND 06/03/2025
36 (2) vs. SEA 07/26/2025	18 at DAL 06/28/2025	<b>Defensive Rebounds</b>	37 vs. NYL 05/30/2025	16 vs. CON 06/08/2025
44 vs. SEA 07/26/2025	26 (3) vs. LAS 07/22/2025	<b>Total Rebounds</b>	46 vs. NYL 05/30/2025	19 at IND 06/03/2025
25 at ATL 06/20/2025	12 (2) vs. ATL 06/15/2025	<b>Assists</b>	28 at LAS 07/15/2025	12 vs. LVA 07/10/2025
14 at CHI 06/17/2025	2 (3) vs. LVA 07/10/2025	<b>Steals</b>	15 at PHO 05/25/2025	4 (2) at LVA 06/26/2025
16 (25) at ATL 06/20/2025	16 (25) at ATL 06/20/2025	<b>Team Fouls</b>	15 (25) at MIN 07/03/2025	15 (25) at MIN 07/03/2025
32 at CON 05/18/2025	12 at MIN 07/03/2025	<b>Personal Fouls</b>	33 vs. DAL 06/22/2025	13 vs. SEA 07/26/2025
27 at PHO 05/25/2025	7 vs. ATL 05/16/2025	<b>Turnovers</b>	22 at CHI 06/17/2025	6 (2) at MIN 07/03/2025
8 vs. SEA 07/26/2025	0 (2) at LVA 06/26/2025	<b>Blocks</b>	10 vs. SEA 07/26/2025	1 at PHO 05/25/2025
56 vs. CON 06/08/2025	22 at PHO 05/25/2025	<b>Points in Paint</b>	58 at LAS 07/15/2025	18 at PHO 05/25/2025
19 at ATL 06/20/2025	3 (2) at CHI 06/17/2025	<b>Second Chance Points</b>	23 vs. ATL 05/16/2025	2 (2) vs. SEA 07/26/2025
23 at CON 05/18/2025	0 (2) vs. NYL 06/05/2025	<b>Fast Break Points</b>	17 vs. CON 06/08/2025	0 vs. IND 05/28/2025
38 vs. CON 06/08/2025	1 at LAS 07/15/2025	<b>Biggest Lead</b>	35 vs. ATL 06/15/2025	0 vs. CON 06/08/2025
43 (2) at MIN 07/03/2025	1 vs. DAL 06/22/2025	<b>Bench Points</b>	36 at DAL 06/28/2025	9 at LVA 05/23/2025
40 at CHI 06/17/2025	3 vs. ATL 06/15/2025	<b>Points Off Turnovers</b>	28 at MIN 07/03/2025	3 at CHI 06/17/2025



BY MYSTICS	AN INDIVIDUAL...	BY OPPONENT
32 PTS, Brittney Sykes: (WAS W, 79-72) @ Chicago, 06/17/25	Scored 30+ points	32 PTS, Allisha Gray: (WAS L, 56-89) vs. Atlanta, 06/15/25
* Never Has Happened *	Scored 40+ points	40 PTS, A'ja Wilson: (WAS L, 89-113) @ Las Vegas, 08/11/23
15 REB, Elizabeth Williams: (WAS W, 87-75) @ Indiana, 05/31/22	Had 15+ Rebounds	15 REB, Angel Reese: (WAS W, 81-79) vs. Chicago, 07/08/25
20 REB, Krystal Thomas: (WAS L, 74-76) @ Las Vegas, 08/04/17	Had 20+ Rebounds	22 REB, Jonquel Jones: (WAS L, 76-86) vs. Connecticut, 08/29/17
* Never Has Happened *	Had 10+ Offensive Rebounds	10 OREB, Sylvia Fowles: (WAS L, 85-89) @ Chicago, 07/10/13
15 AST, Natasha Cloud: (WAS L, 75-80) vs. Atlanta, 09/08/23	Had 15+ assists	15 AST, Courtney Vandersloot: (WAS W, 89-85 (OT)) @ Chicago, 07/10/21
5 BLK, Shakira Austin: (WAS L, 80-85) vs. New York, 05/14/24	Had 5+ Blocks	6 BLK, Alanna Smith: (WAS W, 68-64) vs. Minnesota, 06/24/25
5 STL, Kiki Iriafen: (WAS W, 91-88 (OT)) vs. Dallas, 06/22/25	Had 5+ Steals	5 STL, Courtney Williams: (WAS L, 75-92) @ Minnesota, 07/03/25
13 FGM, Shakira Austin: (WAS L, 91-92) @ Atlanta, 06/20/25	Made 10+ Field Goals	12 FGM, Alyssa Thomas: (WAS L, 72-88) vs. Phoenix, 07/27/25
* Never Has Happened *	Made 15+ Field Goals	17 FGM, A'ja Wilson: (WAS L, 89-113) @ Las Vegas, 08/11/23
* Never Has Happened *	Made 20+ Field Goals	* Never Has Happened *
7 3FGM, Kristi Toliver: (WAS W, 100-96) vs. Atlanta, 07/19/17	Made 7+ 3-Pointers	7 3FGM, Caitlin Clark: (WAS L, 83-85) vs. Indiana, 06/07/24
10 3FGM, Ariel Atkins: (WAS L, 73-76 (OT)) vs. Atlanta, 09/15/24	10+ 3-Pointer Attempts	11 3FGM, Rhyne Howard: (WAS L, 56-89) vs. Atlanta, 06/15/25
16 FTM, Monique Currie: (WAS W, 82-77) vs. Dallas, 07/25/14	Made 15+ Free Throws	15 FTM, Katie Douglas: (WAS L, 81-85) @ Indiana, 07/28/09
5 TO, Shakira Austin: (WAS L, 72-88) vs. Phoenix, 07/27/25	5+ Turnovers	5 TO, Erica Wheeler: (WAS W, 69-58) vs. Seattle, 07/26/25
11 FD, Brittney Sykes: (WAS W, 90-85) @ Connecticut, 05/18/25	10+ Fouls Drawn	10 FD, Angel Reese: (WAS W, 81-79) vs. Chicago, 07/08/25
10 FGM/10 FGM, Theresa Plaisance/Ariel Atkins: (WAS W, 96-93) vs. Atlanta, 06/17/21	Two Players with 10+ Field Goals Made	12 FGM/10 FGM, Jonquel Jones/Brionna Jones: (WAS L, 75-85) vs. Connecticut, 08/31/21
5 3FGM/5 3FGM, Leilani Mitchell/Tina Charles: (WAS W, 87-83) @ Seattle, 06/22/21	Two Players with 5+ 3-Pointers Made	5 3FGM/5 3FGM, Riquna Williams/Nneka Ogumike: (WAS L, 81-98) @ Los Angeles, 07/07/19
* Never Has Happened *	Had a triple-double	14 PTS, 11 REB, 10 AST, Satou Sabally: (WAS L, 62-90) @ Dallas, 07/28/23



22 PTS, 24 REB, Chamique Holdsclaw: (WAS W, 74-70) @ Charlotte, 05/23/03	Had a 20/20 game	* Never Has Happened *
3rd period, Karlie Samuelson: (WAS L, 71-87) vs. New York, 09/17/24	Had a four-point play	4th period, Kayla Thornton: (WAS L, 74-76) @ Golden State, 05/21/25
A TEAM...		
* Never Has Happened *	Shot .600+ from the field	.617 (37-60), (WAS L, 69-101) @ Seattle, 05/25/24
37 PTS, (WAS W, 104-67) vs. Connecticut, 06/08/25	Won by 20+ points	33 PTS, (WAS L, 56-89) vs. Atlanta, 06/15/25
37 PTS, (WAS W, 104-67) vs. Connecticut, 06/08/25	Won by 30+ points	33 PTS, (WAS L, 56-89) vs. Atlanta, 06/15/25
43 PTS, (WAS W, 102-59) vs. Connecticut, 06/29/19	Won by 40+ points	* Never Has Happened *
* Never Has Happened *	Won by 50+ points	* Never Has Happened *
71 REB, (WAS W, 85-80) vs. Phoenix, 08/06/17	Had 60+ rebounds	65 REB, (WAS L, 72-89) @ Dallas, 07/02/23
* Never Has Happened *	Had 35+ assists	* Never Has Happened *
30 AST, (WAS W, 101-72) vs. New York, 08/25/19	Had 30+ assists	31 AST, (WAS L, 77-98) @ Las Vegas, 07/04/24
* Never Has Happened *	Made 50+ field goals	* Never Has Happened *
* Never Has Happened *	Made 35+ free throws	* Never Has Happened *
1st OT, (WAS W, 91-88 (OT)) vs. Dallas, 06/22/25	Overtime Win	1st OT, (WAS L, 73-76 (OT)) vs. Atlanta, 09/15/24
* Never Has Happened *	Double-Overtime Win	* Never Has Happened *
THE MYSTICS (SINGLE-SEASON)...		
8/25/2019 — 9/19/2019 (8)	Won 5 straight	--
* Never Has Happened *	Won 10 straight	--
6/16/2023 — 7/11/2023 (5)	Won 5 straight at home	--
7/21/2019 — 9/19/2019 (12)	Won 10 straight at home	--
* Never Has Happened *	Won 15 straight at home	--
8/26/2024 — 9/13/2024 (6)	Won 5 straight on road	--
* Never Has Happened *	Won 10 straight on road	--
* Never Has Happened *	Won 15 straight on road	--
7/14/2024 — 8/20/2024 (5)	Lost 5 straight	--
5/4/2024 — 6/9/2024 (14)	Lost 10 straight	--
6/27/2024 — 8/20/2024 (6)	Lost 5 straight at home	--
5/4/2024 — 6/9/2024 (8)	Lost 5 straight on road	--



DATE	OPPONENT	FORWARD	FORWARD	CENTER	GUARD	GUARD	SCORE	W/L
May 16, 2025	vs. Atlanta	#22 Sonia Citron	#44 Kiki Iriafen	#31 Stefanie Dolson	#1 Sug Sutton	#20 Brittney Sykes	94-90	W
May 18, 2025	@ Connecticut	#22 Sonia Citron	#44 Kiki Iriafen	#31 Stefanie Dolson	#1 Sug Sutton	#20 Brittney Sykes	90-85	W
May 21, 2025	@ Golden State	#22 Sonia Citron	#44 Kiki Iriafen	#31 Stefanie Dolson	#1 Sug Sutton	#20 Brittney Sykes	76-74	L
May 23, 2025	@ Las Vegas	#5 Jade Melbourne	#44 Kiki Iriafen	#31 Stefanie Dolson	#1 Sug Sutton	#22 Sonia Citron	75-72	L
May 25, 2025	@ Phoenix	#22 Sonia Citron	#44 Kiki Iriafen	#31 Stefanie Dolson	#1 Sug Sutton	#20 Brittney Sykes	68-62	L
May 28, 2025	vs. Indiana	#22 Sonia Citron	#44 Kiki Iriafen	#31 Stefanie Dolson	#1 Sug Sutton	#20 Brittney Sykes	83-77	W
May 30, 2025	vs. New York	#22 Sonia Citron	#44 Kiki Iriafen	#31 Stefanie Dolson	#1 Sug Sutton	#20 Brittney Sykes	85-63	L
Jun 3, 2025	@ Indiana	#22 Sonia Citron	#44 Kiki Iriafen	#31 Stefanie Dolson	#20 Brittney Sykes	#1 Sug Sutton	85-76	L
Jun 5, 2025	vs. New York	#22 Sonia Citron	#44 Kiki Iriafen	#31 Stefanie Dolson	#1 Sug Sutton	#20 Brittney Sykes	86-78	L
Jun 8, 2025	vs. Connecticut	#22 Sonia Citron	#44 Kiki Iriafen	#31 Stefanie Dolson	#1 Sug Sutton	#20 Brittney Sykes	104-67	W
Jun 15, 2025	vs. Atlanta	#22 Sonia Citron	#44 Kiki Iriafen	#31 Stefanie Dolson	#1 Sug Sutton	#20 Brittney Sykes	89-56	L
Jun 17, 2025	@ Chicago	#22 Sonia Citron	#44 Kiki Iriafen	#0 Shakira Austin	#1 Sug Sutton	#20 Brittney Sykes	79-72	W
Jun 20, 2025	@ Atlanta	#22 Sonia Citron	#44 Kiki Iriafen	#0 Shakira Austin	#1 Sug Sutton	#20 Brittney Sykes	92-91	L
Jun 22, 2025	vs. Dallas	#22 Sonia Citron	#44 Kiki Iriafen	#0 Shakira Austin	#1 Sug Sutton	#20 Brittney Sykes	91-88	W
Jun 24, 2025	vs. Minnesota	#22 Sonia Citron	#44 Kiki Iriafen	#0 Shakira Austin	#1 Sug Sutton	#5 Jade Melbourne	68-64	W
Jun 26, 2025	@ Las Vegas	#22 Sonia Citron	#44 Kiki Iriafen	#0 Shakira Austin	#1 Sug Sutton	#5 Jade Melbourne	94-83	W
Jun 28, 2025	@ Dallas	#22 Sonia Citron	#44 Kiki Iriafen	#0 Shakira Austin	#1 Sug Sutton	#20 Brittney Sykes	79-71	L
Jul 3, 2025	@ Minnesota	#22 Sonia Citron	#44 Kiki Iriafen	#0 Shakira Austin	#5 Jade Melbourne	#20 Brittney Sykes	92-75	L
Jul 8, 2025	vs. Chicago	#22 Sonia Citron	#44 Kiki Iriafen	#0 Shakira Austin	#1 Sug Sutton	#20 Brittney Sykes	81-79	W
Jul 10, 2025	vs. Las Vegas	#22 Sonia Citron	#44 Kiki Iriafen	#0 Shakira Austin	#1 Sug Sutton	#20 Brittney Sykes	70-68	W
Jul 13, 2025	@ Seattle	#22 Sonia Citron	#44 Kiki Iriafen	#0 Shakira Austin	#1 Sug Sutton	#20 Brittney Sykes	74-69	W
Jul 15, 2025	@ Los Angeles	#22 Sonia Citron	#44 Kiki Iriafen	#0 Shakira Austin	#1 Sug Sutton	#20 Brittney Sykes	99-80	L
Jul 22, 2025	vs. Los Angeles	#22 Sonia Citron	#44 Kiki Iriafen	#0 Shakira Austin	#1 Sug Sutton	#20 Brittney Sykes	93-86	L
Jul 26, 2025	vs. Seattle	#22 Sonia Citron	#44 Kiki Iriafen	#0 Shakira Austin	#1 Sug Sutton	#20 Brittney Sykes	69-58	W
Jul 27, 2025	vs. Phoenix	#22 Sonia Citron	#44 Kiki Iriafen	#0 Shakira Austin	#1 Sug Sutton	#20 Brittney Sykes	88-72	L
Jul 29, 2025	Chicago	--	--	--	--	--	--	--
Jul 31, 2025	Golden State	--	--	--	--	--	--	--
Aug 3, 2025	at Atlanta	--	--	--	--	--	--	--
Aug 5, 2025	at Chicago	--	--	--	--	--	--	--
Aug 8, 2025	at Minnesota	--	--	--	--	--	--	--
Aug 10, 2025	at Dallas	--	--	--	--	--	--	--
Aug 13, 2025	Golden State	--	--	--	--	--	--	--
Aug 15, 2025	at Indiana	--	--	--	--	--	--	--
Aug 17, 2025	Los Angeles	--	--	--	--	--	--	--
Aug 19, 2025	Connecticut	--	--	--	--	--	--	--
Aug 21, 2025	at Connecticut	--	--	--	--	--	--	--
Aug 23, 2025	Las Vegas	--	--	--	--	--	--	--
Aug 24, 2025	Seattle	--	--	--	--	--	--	--
Aug 28, 2025	at New York	--	--	--	--	--	--	--
Aug 30, 2025	at Golden State	--	--	--	--	--	--	--
Aug 31, 2025	at Los Angeles	--	--	--	--	--	--	--
Sep 4, 2025	Phoenix	--	--	--	--	--	--	--
Sep 7, 2025	Indiana	--	--	--	--	--	--	--
Sep 9, 2025	at New York	--	--	--	--	--	--	--





TEAM TREND	TTL	LAST GAME	TEAM TREND	TTL	LAST GAME
<4 Mystics w/ 10+ pts	4-11	vs. PHO 7/27/25	Mystics shoot 50.0% or better	3-2	@ ATL 6/20/25
4+ Mystics w/ 10+ pts	8-2	vs. SEA 7/26/25	Opp shoots 50.0% or better	1-4	vs. PHO 7/27/25
5+ Mystics w/ 10+ pts	3-0	@ LVA 6/26/25	Mystics shoot 45.0% or better	6-4	vs. LAS 7/22/25
6+ Mystics w/ 10+ pts	1-0	vs. CON 6/8/25	Mystics shoot 44.0% or below	5-9	vs. PHO 7/27/25
7+ Mystics w/ 10+ pts	0-0		Mystics shoot 40.0% or below	1-7	vs. PHO 7/27/25
8+ Mystics w/ 10+ pts	0-0		Opp shoots 45.0% or better	3-7	vs. PHO 7/27/25
Mystics no 20+ pt scorer	5-7	vs. SEA 7/26/25	Opp shoots 40.0% or below	7-3	vs. SEA 7/26/25
Opp no 20+ pt scorer	4-3	vs. SEA 7/26/25	Mystics w/10+ 3-pointers made	1-1	@ LVA 6/26/25
2+ Mystics w/20+ pt scorer	1-2	vs. DAL 6/22/25	Opp w/10+ 3-pointers made	1-6	vs. LAS 7/22/25
2+ Opp w/20+ pt scorer	2-2	vs. LAS 7/22/25	Mystics w/15+ 3-pointers made	0-0	
3+ Mystics w/20+ pt scorer	0-0		Opp w/15+ 3-pointers made	0-1	vs. ATL 6/15/25
3+ Opp w/20+ pt scorer	0-1	@ LAS 7/15/25	Mystics 3FG% 40.0% or better	4-2	vs. LAS 7/22/25
Mystics w/30+ pt scorer	1-1	@ CHI 6/17/25	Opp 3FG% 40.0% or better	0-2	vs. LAS 7/22/25
Opp w/30+ pt scorer	0-1	vs. ATL 6/15/25	Mystics FT% 80.0 or better	3-6	vs. PHO 7/27/25
All 5 Starters w/10+ pts	0-0		Opp FT% 80.0 or better	7-8	vs. PHO 7/27/25
Opp 5 Starters w/10+ pts	0-1	@ ATL 6/20/25	Mystics FT% below 70.0	4-2	@ SEA 7/13/25
2+ reserves w/10+ pts	1-1	@ MIN 7/3/25	Opp FT% below 70.0	3-3	@ LAS 7/15/25
Opp 2+ reserves w/10+ pts	0-2	@ DAL 6/28/25	Mystics FTM >= Opp FTA	5-5	vs. PHO 7/27/25
3+ reserves w/10+ pts	0-0		Opp FTM >= Mystics FTA	2-4	vs. SEA 7/26/25
Opp 3+ reserves w/10+ pts	0-0		Mystics FG% >= Opp FG%	8-5	vs. SEA 7/26/25
Mystics <20 pts. in 1st qtr	7-7	vs. SEA 7/26/25	Opp FG% >= Mystics FG%	3-7	vs. PHO 7/27/25
Opp <20 pts. in 1st qtr	4-8	vs. LAS 7/22/25	Mystics w/30+ FTA	4-0	vs. CHI 7/8/25
Mystics w/30+ pts in 1st qtr	0-0		Opp w/30+ FTA	1-1	vs. DAL 6/22/25
Opp w/30+ pts in 1st qtr	0-0		Mystics w/20+ asts	6-4	vs. SEA 7/26/25
Mystics under 50 pts 1st half	10-13	vs. PHO 7/27/25	Opp w/20+ asts	3-8	vs. PHO 7/27/25
Opp under 50 pts 1st half	12-12	vs. PHO 7/27/25	Mystics w/25+ asts	0-1	@ ATL 6/20/25
Mystics 50+ pts 1st half	2-0	@ LVA 6/26/25	Opp w/25+ asts	0-1	@ LAS 7/15/25
Opp 50+ pts 1st half	0-1	@ LAS 7/15/25	Mystics w/30+ asts	0-0	
Mystics 60+ pts in 1st half	0-0		Opp w/30+ asts	0-0	
Opp 60+ pts in 1st half	0-0		Mystics asts >= Opp asts	7-5	vs. SEA 7/26/25
Mystics lead by 10+ pts	6-3	vs. SEA 7/26/25	Opp asts >= Mystics asts	3-8	vs. PHO 7/27/25
Opp leads by 10+ pts	7-11	vs. PHO 7/27/25	Mystics w/12 or fewer TOs	2-1	@ LVA 6/26/25
Games decided by 10+ points	3-5	vs. PHO 7/27/25	Opp w/12 or fewer TOs	3-8	@ LAS 7/15/25
Games decided by 4-9 points	6-5	vs. LAS 7/22/25	Mystics w/20+ TOs	0-2	@ MIN 7/3/25
Games decided by 3 or less points	3-3	vs. LVA 7/10/25	Opp w/20+ TOs	1-0	@ CHI 6/17/25
Both teams score 100+ pts	0-0		Mystics TO >= Opp TO	4-10	vs. PHO 7/27/25
Both teams under 100 pts	11-13	vs. PHO 7/27/25	Opp TO >= Mystics TO	6-3	vs. LAS 7/22/25
Mystics score under 100 pts	11-13	vs. PHO 7/27/25	Mystics w/50+ REB	2-2	vs. SEA 7/26/25
Opp scores under 100 pts	12-13	vs. PHO 7/27/25	Opp w/50+ REB	2-2	vs. DAL 6/22/25
Mystics score 100+ pts	1-0	vs. CON 6/8/25	Mystics REB >= Opp REB	8-9	vs. PHO 7/27/25
Opp scores 100+ pts	0-0		Opp REB >= Mystics REB	4-3	vs. LAS 7/22/25
Mystics score 110+ pts	0-0		Mystics w/10+ more REB than Opp	3-3	vs. SEA 7/26/25
Opp scores 110+ pts	0-0		Opp w/10+ more REB than WAS	1-2	vs. LAS 7/22/25
Mystics tied or lead after the 3rd qtr	7-2	vs. SEA 7/26/25	Mystics w/10+ stls	3-0	vs. MIN 6/24/25
Mystics tied or lead at halftime	7-2	vs. PHO 7/27/25	Opp w/10+ stls	1-4	vs. PHO 7/27/25
Mystics tied or lead after 1st qtr	6-7	vs. PHO 7/27/25	2+ Mystics w/double-double	1-0	vs. SEA 7/26/25
Mystics trailing after the 3rd qtr	5-11	vs. PHO 7/27/25	2+ Opp w/double-double	1-0	@ CHI 6/17/25
Mystics trailing at halftime	5-11	vs. LAS 7/22/25	3+ Mystics w/double-double	0-0	
Mystics trailing after 1st qtr	6-6	vs. SEA 7/26/25	3+ Opp w/double-double	0-0	
1st game Back-to-Back	1-0	vs. SEA 7/26/25	Mystics PITP >= Opp PITP	11-6	vs. SEA 7/26/25
2nd game Back-to-Back	0-1	vs. PHO 7/27/25	Opp PITP >= Mystics PITP	1-6	vs. PHO 7/27/25
1st game after a win	5-7	vs. PHO 7/27/25	Mystics 2CP >= Opp 2CP	7-7	vs. PHO 7/27/25
1st game after a loss	6-6	vs. SEA 7/26/25	Opp 2CP >= Mystics 2CP	5-6	vs. LAS 7/22/25
On Monday	0-0		Mystics FB Pts >= Opp FB Pts	10-5	vs. LAS 7/22/25
On Tuesday	3-3	vs. LAS 7/22/25	Opp FB Pts >= Mystics FB Pts	2-8	vs. PHO 7/27/25
On Wednesday	1-1	vs. IND 5/28/25	+3 Blocks	8-6	vs. SEA 7/26/25
On Thursday	2-2	vs. LVA 7/10/25	+5 Blocks	3-2	vs. SEA 7/26/25
On Friday	1-3	@ ATL 6/20/25			
On Saturday	1-1	vs. SEA 7/26/25			
On Sunday	4-3	vs. PHO 7/27/25			
May	3-4	vs. NYL 5/30/25			
June	5-5	@ DAL 6/28/25			
July	4-4	vs. PHO 7/27/25			





MYSTICS RECORD WHEN...	OVERALL	HOME	ROAD	NUMBER OF TIMES RECORDING									
				POINTS			REB AST BLK STL						
				10+	20+	30+	10+	10+	3+	3+	DD	TD	
Outrebounding opponent	8-9	5-2	3-7										
Outrebounded by opponent	4-3	3-2	1-1										
Tied in Rebounding	0-1	0-1	0-0										
Shooting better than opponent	8-6	6-1	2-5										
Shooting worse than opponent	4-7	2-4	2-3										
Shooting same than opponent	0-0	0-0	0-0										
More FTM than opponent	7-7	4-3	3-4										
Less FTM than opponent	5-5	4-1	1-4										
Same FTM than opponent	0-1	0-1	0-0										
More 3FGM than opponent	4-2	1-0	3-2										
Less 3FGM than opponent	8-9	7-4	1-5										
Same 3FGM than opponent	0-2	0-1	0-1										
More assists than opponent	7-5	6-1	1-4										
Less assists than opponent	3-8	2-4	1-4										
Same assists than opponent	2-0	0-0	2-0										
More turnovers than opponent	4-10	3-3	1-7										
Less turnovers than opponent	6-3	5-2	1-1										
Same turnovers than opponent	2-0	0-0	2-0										
Bench outscores opponent bench	7-6	4-2	3-4										
Opponent bench outscores WAS	3-6	2-2	1-4										
Bench scoring equal	2-1	2-1	0-0										
Scoring less than 80 points	5-10	3-4	2-6										
Scoring between 80-89 points	2-2	2-1	0-1										
Scoring between 90-99 points	4-1	2-0	2-1										
Scoring between 100-109	1-0	1-0	0-0										
Scoring 110 or more points	0-0	0-0	0-0										
Opponent scores less than 80	8-4	6-0	2-4										
Opponent scores between 80-89	3-5	1-4	2-1										
Opponent scores between 90-99	1-4	1-1	0-3										
Opponent scores between 100-109	0-0	0-0	0-0										
Opponent scores 110 or more	0-0	0-0	0-0										

STARTING LINEUPS							
LAST USED	GAME	FORWARD	FORWARD CENTER	GUARD	GUARD	RECORD	
5/23	at Aces	Jade Melbourne	Kiki Iriafen	Stefanie Dolson	Sonia Citron	Sug Sutton	0-1
6/15	vs. Dream	Sonia Citron	Kiki Iriafen	Stefanie Dolson	Brittney Sykes	Sug Sutton	4-6
6/26	at Aces	Sonia Citron	Kiki Iriafen	Shakira Austin	Jade Melbourne	Sug Sutton	2-0
7/3	at Lynx	Sonia Citron	Kiki Iriafen	Shakira Austin	Brittney Sykes	Jade Melbourne	0-1
7/27	vs. Mercury	Sonia Citron	Kiki Iriafen	Shakira Austin	Brittney Sykes	Sug Sutton	6-5





## GAMES MISSED DUE TO INJURIES/SUSPENSIONS

NAME	INJURY/ILLNESS	DATES OUT	GAMES MISSED
Georgia Amoore	ACL Injury	5/16; 5/21; 5/30; 6/15 through 6/17/25; 6/22 through 6/24/25; 7/22 through 7/27/25	10
	ACL	5/18; 5/23 through 5/25/25; 6/5 through 6/8/25; 6/20; 6/26; 7/3 through 7/10/25	10
	R. ACL	5/28	1
	OUT	6/28	1
	Knee	7/13	1
	Right ACL	7/15	1
Shakira Austin	Right Leg	5/16	1
	Concussion Protocol	5/23	1
Aaliyah Edwards	Low Back Contusion	5/16	1
	Back	5/18	1
	Lower Back Contusion	5/21 through 5/23/25	2
	Right Wrist	7/26 through 7/27/25	2
Emily Engstler	NWT	6/28	1
Jade Melbourne	OUT	6/28	1
Sug Sutton	Lower Leg	7/3	1
Brittney Sykes	Right Lower Leg	5/23; 6/24 through 6/26/25	3
TOTAL GAMES MISSED			38



			MYSTICS											OPPONENTS										
			BENCH		INTHE		SECOND		FAST		POINTS		BENCH		INTHE		SECOND		FAST		POINTS			
DATE	OPPONENT	W/L	PTS	AVG	PAINT	AVG	CHANCE	AVG	BREAK	AVG	OFFTO	AVG	PTS	AVG	PAINT	AVG	CHANCE	AVG	BREAK	AVG	OFFTO	AVG		
5/16	Atlanta	W	20	20.0	36	36.0	8	8.0	8	8.0	20	20.0	13	13.0	34	34.0	23	23.0	5	5.0	4	4.0		
5/18	at Connecticut	W	22	21.0	46	41.0	7	7.5	23	15.5	21	20.5	16	14.5	44	39.0	9	16.0	4	4.5	20	12.0		
5/21	at Golden State	L	20	20.7	32	38.0	14	9.7	9	13.3	7	16.0	18	15.7	28	35.3	9	13.7	10	6.3	17	13.7		
5/23	at Las Vegas	L	4	16.5	24	34.5	6	8.8	0	10.0	8	14.0	9	14.0	24	32.5	14	13.8	10	7.3	17	14.5		
5/25	at Phoenix	L	25	18.2	22	32.0	18	10.6	7	9.4	10	13.2	21	15.4	18	29.6	5	12.0	8	7.4	14	14.4		
5/28	Indiana	W	29	20.0	48	34.7	17	11.7	11	9.7	10	12.7	29	17.7	32	30.0	11	11.8	0	6.2	14	14.3		
5/30	New York	L	12	18.9	26	33.4	8	11.1	16	10.6	12	12.6	21	18.1	32	30.3	10	11.6	10	6.7	15	14.4		
6/3	at Indiana	L	21	19.1	48	35.3	9	10.9	2	9.5	16	13.0	24	18.9	34	30.8	7	11.0	5	6.5	19	15.0		
6/5	New York	L	31	20.4	46	36.4	12	11.0	0	8.4	9	12.6	31	20.2	24	30.0	8	10.7	9	6.8	14	14.9		
6/8	Connecticut	W	43	22.7	56	38.4	12	11.1	21	9.7	18	13.1	27	20.9	24	29.4	9	10.5	17	7.8	18	15.2		
6/15	Atlanta	L	26	23.0	26	37.3	3	10.4	12	9.9	3	12.2	32	21.9	22	28.7	6	10.1	9	7.9	13	15.0		
6/17	at Chicago	W	10	21.9	34	37.0	3	9.8	20	10.8	40	14.5	17	21.5	50	30.5	8	9.9	8	7.9	3	14.0		
6/20	at Atlanta	L	9	20.9	52	38.2	19	10.5	13	10.9	15	14.5	26	21.8	40	31.2	9	9.8	10	8.1	15	14.1		
6/22	Dallas	W	1	19.5	36	38.0	11	10.5	14	11.1	22	15.1	23	21.9	22	30.6	15	10.2	7	8.0	23	14.7		
6/24	Minnesota	W	12	19.0	34	37.7	11	10.5	6	10.8	26	15.8	10	21.1	32	30.7	10	10.2	11	8.2	16	14.8		
6/26	at Las Vegas	W	29	19.6	38	37.8	9	10.4	6	10.5	19	16.0	20	21.1	36	31.0	2	9.7	3	7.9	12	14.6		
6/28	at Dallas	L	5	18.8	28	37.2	6	10.2	8	10.4	27	16.6	36	21.9	42	31.6	11	9.8	10	8.0	16	14.7		
7/3	at Minnesota	L	43	20.1	36	37.1	11	10.2	10	10.3	9	16.2	26	22.2	52	32.8	13	9.9	12	8.2	28	15.4		
7/8	Chicago	W	22	20.2	46	37.6	16	10.5	20	10.8	14	16.1	11	21.6	30	32.6	4	9.6	8	8.2	10	15.2		
7/10	Las Vegas	W	10	19.7	44	37.9	9	10.5	8	10.7	16	16.1	19	21.5	38	32.9	10	9.7	7	8.2	14	15.1		
7/13	at Seattle	W	17	19.6	48	38.4	12	10.5	10	10.7	17	16.1	12	21.0	30	32.8	11	9.7	6	8.0	15	15.1		
7/15	at Los Angeles	L	26	19.9	34	38.2	12	10.6	8	10.5	9	15.8	13	20.6	58	33.9	6	9.5	7	8.0	24	15.5		
7/22	Los Angeles	L	23	20.0	36	38.1	9	10.5	16	10.8	27	16.3	13	20.3	38	34.1	16	9.8	14	8.3	21	15.7		
7/26	Seattle	W	13	19.7	42	38.3	7	10.4	6	10.6	10	16.0	13	20.0	30	33.9	2	9.5	9	8.3	16	15.8		
7/27	Phoenix	L	29	20.1	32	38.0	7	10.2	2	10.2	14	16.0	17	19.9	50	34.6	4	9.3	11	8.4	22	16.0		
7/29	Chicago	--	--	--	--	--	--	--	--	--	--	--	--	--	--	--	--	--	--	--	--	--		
7/31	Golden State	--	--	--	--	--	--	--	--	--	--	--	--	--	--	--	--	--	--	--	--	--		
8/3	at Atlanta	--	--	--	--	--	--	--	--	--	--	--	--	--	--	--	--	--	--	--	--	--		
8/5	at Chicago	--	--	--	--	--	--	--	--	--	--	--	--	--	--	--	--	--	--	--	--	--		
8/8	at Minnesota	--	--	--	--	--	--	--	--	--	--	--	--	--	--	--	--	--	--	--	--	--		
8/10	at Dallas	--	--	--	--	--	--	--	--	--	--	--	--	--	--	--	--	--	--	--	--	--		
8/13	Golden State	--	--	--	--	--	--	--	--	--	--	--	--	--	--	--	--	--	--	--	--	--		
8/15	at Indiana	--	--	--	--	--	--	--	--	--	--	--	--	--	--	--	--	--	--	--	--	--		
8/17	Los Angeles	--	--	--	--	--	--	--	--	--	--	--	--	--	--	--	--	--	--	--	--	--		
8/19	Connecticut	--	--	--	--	--	--	--	--	--	--	--	--	--	--	--	--	--	--	--	--	--		
8/21	at Connecticut	--	--	--	--	--	--	--	--	--	--	--	--	--	--	--	--	--	--	--	--	--		
8/23	Las Vegas	--	--	--	--	--	--	--	--	--	--	--	--	--	--	--	--	--	--	--	--	--		
8/24	Seattle	--	--	--	--	--	--	--	--	--	--	--	--	--	--	--	--	--	--	--	--	--		
8/28	at New York	--	--	--	--	--	--	--	--	--	--	--	--	--	--	--	--	--	--	--	--	--		
8/30	at Golden State	--	--	--	--	--	--	--	--	--	--	--	--	--	--	--	--	--	--	--	--	--		
8/31	at Los Angeles	--	--	--	--	--	--	--	--	--	--	--	--	--	--	--	--	--	--	--	--	--		
9/4	Phoenix	--	--	--	--	--	--	--	--	--	--	--	--	--	--	--	--	--	--	--	--	--		
9/7	Indiana	--	--	--	--	--	--	--	--	--	--	--	--	--	--	--	--	--	--	--	--	--		
9/9	at New York	--	--	--	--	--	--	--	--	--	--	--	--	--	--	--	--	--	--	--	--	--		
	2025-26 TOTALS	12-13	502	20.1	950	38.0	256	10.2	256	10.2	399	16.0	497	19.9	864	34.6	232	9.3	210	8.4	400	16.0		





				MYSTICS									OPPONENTS									
DATE	OPPONENT	OVERALL REC	W/L	1ST	2ND	1ST HALF	3RD	4TH	2ND HALF	1ST OT	BIGGEST LEAD	TOTAL	1ST	2ND	1ST HALF	3RD	4TH	2ND HALF	1ST OT	BIGGEST LEAD	TOTAL	POINT DIFF.
5/16	Atlanta	1-0	W	20	21	41	30	23	53	--	8	94	24	21	45	25	20	45	--	12	90	4
5/18	at Connecticut	2-0	W	13	28	41	19	30	49	--	5	90	23	23	46	19	20	39	--	15	85	5
5/21	at Golden State	2-1	L	14	16	30	16	28	44	--	9	74	11	20	31	16	29	45	--	7	76	-2
5/23	at Las Vegas	2-2	L	18	24	42	17	13	30	--	12	72	16	17	33	17	25	42	--	3	75	-3
5/25	at Phoenix	2-3	L	15	7	22	22	18	40	--	6	62	13	19	32	14	22	36	--	13	68	-6
5/28	Indiana	3-3	W	19	25	44	16	23	39	--	12	83	23	17	40	13	24	37	--	6	77	6
5/30	New York	3-4	L	17	15	32	16	15	31	--	2	63	27	17	44	22	19	41	--	22	85	-22
6/3	at Indiana	3-5	L	18	16	34	21	21	42	--	5	76	19	19	38	31	16	47	--	16	85	-9
6/5	New York	3-6	L	22	12	34	23	21	44	--	6	78	17	32	49	24	13	37	--	16	86	-8
6/8	Connecticut	4-6	W	28	22	50	28	26	54	--	38	104	21	15	36	17	14	31	--	0	67	37
6/15	Atlanta	4-7	L	13	21	34	10	12	22	--	5	56	16	29	45	23	21	44	--	35	89	-33
6/17	at Chicago	5-7	W	11	21	32	24	23	47	--	7	79	26	18	44	12	16	28	--	16	72	7
6/20	at Atlanta	5-8	L	22	16	38	22	31	53	--	7	91	24	23	47	25	20	45	--	16	92	-1
6/22	Dallas	6-8	W	27	13	40	22	22	44	7	16	91	14	31	45	24	15	39	4	10	88	3
6/24	Minnesota	7-8	W	20	19	39	15	14	29	--	7	68	22	15	37	18	9	27	--	14	64	4
6/26	at Las Vegas	8-8	W	29	24	53	26	15	41	--	22	94	25	19	44	17	22	39	--	1	83	11
6/28	at Dallas	8-9	L	9	22	31	25	15	40	--	2	71	28	17	45	19	15	34	--	24	79	-8
7/3	at Minnesota	8-10	L	24	14	38	14	23	37	--	10	75	16	27	43	27	22	49	--	19	92	-17
7/8	Chicago	9-10	W	22	18	40	16	25	41	--	11	81	19	16	35	19	25	44	--	4	79	2
7/10	Las Vegas	10-10	W	15	12	27	23	20	43	--	5	70	15	25	40	15	13	28	--	15	68	2
7/13	at Seattle	11-10	W	16	15	31	16	27	43	--	8	74	10	18	28	27	14	41	--	10	69	5
7/15	at Los Angeles	11-11	L	22	12	34	23	23	46	--	1	80	26	33	59	20	20	40	--	27	99	-19
7/22	Los Angeles	11-12	L	26	9	35	32	19	51	--	16	86	16	24	40	27	26	53	--	13	93	-7
7/26	Seattle	12-12	W	16	24	40	20	9	29	--	19	69	21	14	35	10	13	23	--	8	58	11
7/27	Phoenix	12-13	L	23	23	46	12	14	26	--	6	72	21	21	42	26	20	46	--	17	88	-16
7/29	Chicago	--		--	--	--	--	--	--	--	--	--	--	--	--	--	--	--	--	--	--	--
7/31	Golden State	--		--	--	--	--	--	--	--	--	--	--	--	--	--	--	--	--	--	--	--
8/3	at Atlanta	--		--	--	--	--	--	--	--	--	--	--	--	--	--	--	--	--	--	--	--
8/5	at Chicago	--		--	--	--	--	--	--	--	--	--	--	--	--	--	--	--	--	--	--	--
8/8	at Minnesota	--		--	--	--	--	--	--	--	--	--	--	--	--	--	--	--	--	--	--	--
8/10	at Dallas	--		--	--	--	--	--	--	--	--	--	--	--	--	--	--	--	--	--	--	--
8/13	Golden State	--		--	--	--	--	--	--	--	--	--	--	--	--	--	--	--	--	--	--	--
8/15	at Indiana	--		--	--	--	--	--	--	--	--	--	--	--	--	--	--	--	--	--	--	--
8/17	Los Angeles	--		--	--	--	--	--	--	--	--	--	--	--	--	--	--	--	--	--	--	--
8/19	Connecticut	--		--	--	--	--	--	--	--	--	--	--	--	--	--	--	--	--	--	--	--
8/21	at Connecticut	--		--	--	--	--	--	--	--	--	--	--	--	--	--	--	--	--	--	--	--
8/23	Las Vegas	--		--	--	--	--	--	--	--	--	--	--	--	--	--	--	--	--	--	--	--
8/24	Seattle	--		--	--	--	--	--	--	--	--	--	--	--	--	--	--	--	--	--	--	--
8/28	at New York	--		--	--	--	--	--	--	--	--	--	--	--	--	--	--	--	--	--	--	--
8/30	at Golden State	--		--	--	--	--	--	--	--	--	--	--	--	--	--	--	--	--	--	--	--
8/31	at Los Angeles	--		--	--	--	--	--	--	--	--	--	--	--	--	--	--	--	--	--	--	--
9/4	Phoenix	--		--	--	--	--	--	--	--	--	--	--	--	--	--	--	--	--	--	--	--
9/7	Indiana	--		--	--	--	--	--	--	--	--	--	--	--	--	--	--	--	--	--	--	--
9/9	at New York	--		--	--	--	--	--	--	--	--	--	--	--	--	--	--	--	--	--	--	--
	2025-26 TOTALS	12-13	--	479	449	928	508	510	1,018	7	--	1,953	493	530	1,023	507	473	980	4	--	2,007	-54
	AVG/GAME	--	--	19.2	18.0	37.1	20.3	20.4	40.7	7.0	9.8	78.1	19.7	21.2	40.9	20.3	18.9	39.2	4.0	13.6	80.3	-2.2





PLAYER	MIN	FG	ATT	3FG	ATT	FT	FTA	OR	DR	TOT	AST	PF	PFD	STL	TO	BLK	PTS
Shakira Austin	32	13C	18C(2)	--	2C	7	13	4C(5)	9(2)	13C	5C	5(2)	9	4C	5(4)	4	28C
	Jun. 20	Jun. 20	Jul. 27		Jun. 5	Jun. 22	Jul. 8	Jul. 27	Jul. 26	Jun. 26	Jul. 13	Jul. 8	Jul. 8	Jul. 22	Jul. 27	Jun. 17	Jun. 20
	at ATL	at ATL	vs. PHO		vs. NYL	vs. DAL	vs. CHI	vs. PHO	vs. SEA	at LVA	at SEA	vs. CHI	vs. CHI	vs. LAS	vs. PHO	at CHI	at ATL
Sonia Citron	41C	9C	15C	4C(2)	8C	7C(2)	8C	5C	9C	11C	6C(2)	5C(2)	7C	3C(2)	6C	2C	27C
	Jun. 22	Jun. 22	Jun. 28	Jun. 22	Jun. 28	Jul. 27	Jul. 27	Jun. 28	Jun. 22	Jun. 22	Jul. 22	Jul. 22	Jun. 22	Jul. 22	May. 25	Jul. 26	Jun. 22
	vs. DAL	vs. DAL	at DAL	vs. DAL	at DAL	vs. PHO	vs. PHO	at DAL	vs. DAL	vs. DAL	vs. LAS	vs. LAS	vs. DAL	vs. LAS	at PHO	vs. SEA	vs. DAL
Stefanie Dolson	29	4	7	2(3)	4(2)	2(2)	2(2)	2(2)	6	7	8	5	2(3)	1(9)	3(3)	2(2)	8(3)
	May. 23	Jun. 5	May. 23	Jul. 22	Jul. 3	Jun. 26	Jun. 26	Jun. 24	Jul. 13	Jul. 13	May. 23	Jun. 22	Jul. 13	Jul. 27	Jun. 5	May. 23	Jul. 22
	at LVA	vs. NYL	at LVA	vs. LAS	at MIN	at LVA	at LVA	vs. MIN	at SEA	at SEA	at LVA	vs. DAL	at SEA	vs. PHO	vs. NYL	at LVA	vs. LAS
Aaliyah Edwards	20	6	8(2)	--	1C(7)	5C	6(2)	5C	5(3)	7(2)	1(8)	4(2)	5	1(10)	4(2)	2	15
	Jun. 8	Jul. 3	Jul. 15		Jul. 15	Jul. 22	Jul. 22	Jun. 8	Jul. 10	Jun. 8	Jun. 26	Jul. 8	Jul. 22	Jul. 8	Jul. 3	Jul. 10	Jul. 3
	vs. CON	at MIN	at LAS		at LAS	vs. LAS	vs. LAS	vs. CON	vs. LVA	vs. CON	at LVA	vs. CHI	vs. LAS	vs. CHI	at MIN	vs. LVA	at MIN
Emily Engstler	20	3	6	2	3(3)	2(2)	2(5)	3(2)	7C	9	4	4	2	1(9)	2(4)	2	8
	Jul. 3	Jul. 27	May. 25	Jul. 27	Jul. 27	Jul. 3	Jul. 3	Jun. 3	Jun. 8	Jun. 8	May. 28	May. 25	Jun. 8	Jul. 26	Jun. 20	Jun. 22	Jul. 27
	at MIN	vs. PHO	at PHO	vs. PHO	vs. PHO	at MIN	at MIN	at IND	vs. CON	vs. CON	vs. IND	at PHO	vs. CON	vs. SEA	at ATL	vs. DAL	vs. PHO
Kiki Iriafen	37C	9C	14C(2)	--	2C	6C(3)	9C	6C	10C(2)	14C	6C	6C	8C	5C	7C	1C(3)	20C
	Jun. 22	Jun. 3	May. 30		Jun. 15	Jun. 28	Jun. 22	Jun. 5	May. 25	May. 18	Jun. 22	May. 16	Jun. 22	Jun. 22	May. 25	Jul. 8	Jun. 3
	vs. DAL	at IND	vs. NYL		vs. ATL	at DAL	vs. DAL	vs. NYL	at PHO	at CON	vs. DAL	vs. ATL	vs. DAL	vs. DAL	at PHO	vs. CHI	at IND
Sika Koné	14	2	5	1	1(3)	2(3)	2(4)	2	4	5	2	4	2(2)	--	2(2)	--	4(3)
	May. 21	May. 25	May. 21	Jun. 26	Jul. 15	Jul. 15	Jul. 15	Jun. 8	May. 25	May. 25	May. 21	May. 23	Jun. 8		May. 21		Jun. 26
	at GSV	at PHO	at GSV	at LVA	at LAS	at LAS	at LAS	vs. CON	at PHO	at PHO	at GSV	at LVA	vs. CON		at GSV		at LVA
Jade Melbourne	36C	6	11	3C	5(4)	4(2)	6C(2)	2C	7C	7C	7C	5C(3)	5C(2)	3	5C(2)	1C(3)	15(2)
	Jun. 24	Jun. 5	May. 23	May. 18	Jul. 3	Jul. 27	May. 23	Jun. 17	May. 21	May. 21	May. 21	Jun. 20	Jun. 3	Jul. 27	Jun. 24	Jul. 26	Jun. 5
	vs. MIN	vs. NYL	at LVA	at CON	at MIN	vs. PHO	at LVA	at CHI	at GSV	at GSV	at GSV	at ATL	at IND	vs. PHO	vs. MIN	vs. SEA	vs. NYL
Lucy Olsen	38C	7C	12C	3C	7C	4C	4C	1C(5)	4C	5C	3C(3)	3C(2)	3C	1C(3)	3C	1C(2)	19C
	Jun. 26	Jul. 3	Jun. 26	Jun. 26	Jun. 26	Jul. 3	Jul. 3	Jul. 26	May. 23	May. 23	Jul. 3	Jul. 27	Jul. 3	Jul. 3	May. 23	Jul. 26	Jul. 3
	at LVA	at MIN	at LVA	at LVA	at LVA	at MIN	at MIN	vs. SEA	at LVA	at LVA	at MIN	vs. PHO	at MIN	vs. SEA	at LVA	vs. SEA	at MIN
Sug Sutton	40C	6	12	3(2)	5(3)	4	6C	2C	5	5	6(2)	3(2)	5	4C	3(5)	1C(3)	17
	Jun. 26	Jun. 26	Jun. 24	Jun. 26	Jun. 28	Jun. 22	Jun. 22	Jul. 22	Jun. 20	Jun. 20	Jul. 10	Jul. 26	Jun. 22	Jun. 24	Jul. 26	Jun. 5	Jun. 26
	at LVA	at LVA	vs. MIN	at LVA	at DAL	vs. DAL	vs. DAL	vs. LAS	at ATL	at ATL	vs. LVA	vs. SEA	vs. DAL	vs. MIN	vs. SEA	vs. NYL	at LVA
Brittney Sykes	39	13C	24C	4	6	14C	15C	2(2)	7	9	8	6C	11C	3(3)	7	2	32
	Jun. 22	Jun. 17	Jun. 17	Jun. 17	May. 16	Jun. 8	Jun. 8	Jun. 17	May. 28	May. 28	Jun. 20	May. 18	May. 18	Jul. 27	May. 28	May. 28	Jun. 17
	vs. DAL	at CHI	at CHI	at CHI	vs. ATL	vs. CON	vs. CON	at CHI	vs. IND	vs. IND	at ATL	at CON	at CON	vs. PHO	vs. IND	vs. IND	at CHI
Mystics High Games	225.0	36	74	10(2)	24	28	41	14	36(2)	54	25	32	33	14	27	8	104
	Jun. 22	Jun. 8	May. 30	Jun. 26	May. 25	Jun. 22	Jun. 22	Jun. 24	Jul. 26	Jun. 8	Jun. 20	May. 18	Jun. 22	Jun. 17	May. 25	Jul. 26	Jun. 8
	vs. DAL	vs. CON	vs. NYL	at LVA	at PHO	vs. DAL	vs. DAL	vs. MIN	vs. SEA	vs. CON	at ATL	at CON	vs. DAL	at CHI	at PHO	vs. SEA	vs. CON
Mystics Low Games	200.0(24)	18	54	1	10	8	9	5(2)	18	32	12(2)	12	13	2(3)	7	1(3)	56
	Jul. 27	Jun. 15	May. 25	Jun. 3	Jun. 3	Jul. 26	Jul. 26	Jul. 3	Jun. 28	Jul. 22	Jun. 15	Jul. 3	Jul. 26	Jul. 10	May. 16	Jun. 24	Jun. 15
	vs. PHO	vs. ATL	at PHO	at IND	at IND	vs. SEA	vs. SEA	at MIN	at DAL	vs. LAS	vs. ATL	at MIN	vs. SEA	vs. LVA	vs. ATL	vs. MIN	vs. ATL
Opponents High Games	225.0	38	80	18	42	26	32	15	37	51(2)	28	33	32	15	22	10	99
	Jun. 22	Jul. 15	Jul. 3	Jun. 15	Jun. 15	Jun. 22	Jun. 22	May. 16	May. 30	Jun. 22	Jul. 15	Jun. 22	May. 18	May. 25	Jun. 17	Jul. 26	Jul. 15
	vs. DAL	at LAS	at MIN	vs. ATL	vs. ATL	vs. DAL	vs. DAL	vs. ATL	vs. NYL	vs. DAL	at LAS	vs. DAL	at CON	at PHO	at CHI	vs. SEA	at LAS
Opponents Low Games	200.0(24)	21	58	3(4)	10	8	9(2)	1	16	25	12	13	12	4(2)	6(2)	1	58
	Jul. 27	May. 25	Jun. 24	Jul. 10	Jun. 17	Jun. 8	Jul. 3	Jun. 3	Jun. 8	Jun. 8	Jul. 10	Jul. 26	Jul. 3	Jun. 26	Jul. 3	May. 25	Jul. 26
	vs. PHO	at PHO	vs. MIN	vs. LVA	at CHI	vs. CON	at MIN	at IND	vs. CON	vs. CON	vs. LVA	vs. SEA	at MIN	at LVA	at MIN	at PHO	vs. SEA

"C" INDICATES A NEW CAREER-HIGH, "T" A TIED CAREER-HIGH.

NUMBERS IN PARENTHESES INDICATE THE NUMBER OF GAMES IN WHICH A PLAYER OR TEAM HAS REACHED A GIVEN TOTAL (IF MORE THAN ONE).



WNBA														
	PPG	FGM/G	FG%	3FGM/G	3FG%	FT%	ORPG	DRPG	RPG	APG	SPG	TOV/G	BPG	PF/G
Aces	8	9 T	9	8	10	2	11	9 T	10	12	10	4	4	9
Dream	5	8	6	4	8	11	4	*1	2	5	12 T	3	6	11
Fever	4	2	3	7	7	9	8	9 T	9	7	5	7	12	4
Liberty	*1	4	4	*1	2	*1	12	2	6	2	*1	6	2	13
Lynx	2	*1	*1	5	3	6	7	6	8	*1	4	2	*1	12
Mercury	6	7	7	2	5	8	6	8	7	4	3	5	8 T	6
<b>Mystics</b>	<b>11</b>	<b>11</b>	<b>8</b>	<b>13</b>	<b>9</b>	<b>12</b>	<b>5</b>	<b>4</b>	<b>5</b>	<b>10</b>	<b>12 T</b>	<b>12</b>	<b>10</b>	<b>3</b>
<b>Sky</b>	<b>12</b>	<b>9 T</b>	<b>10</b>	<b>10</b>	<b>6</b>	<b>10</b>	<b>2</b>	<b>5</b>	<b>4</b>	<b>9</b>	<b>11</b>	<b>13</b>	<b>7</b>	<b>5</b>
Sparks	3	5	2	6	*1	13	9	11	11	6	6 T	11	11	8
Storm	9	3	5	9	4	7	13	12	12	3	2	*1	3	10
Sun	13	13	12	12	13	3	10	13	13	13	6 T	8	8 T	*1
Valkyries	10	12	13	3	12	5	3	3	3	11	9	10	13	7
Wings	7	6	11	11	11	4	*1	7	*1	8	8	9	5	2

EASTERN CONFERENCE														
	PPG	FGM/G	FG%	3FGM/G	3FG%	FT%	ORPG	DRPG	RPG	APG	SPG	TOV/G	BPG	PF/G
Dream	3	3	3	2	4	5	2	*1	*1	2	5 T	*1	2	5
Fever	2	*1	*1	3	3	3	4	5	5	3	2	3	6	3
Liberty	*1	2	2	*1	*1	*1	6	2	4	*1	*1	2	*1	6
<b>Mystics</b>	<b>4</b>	<b>5</b>	<b>4</b>	<b>6</b>	<b>5</b>	<b>6</b>	<b>3</b>	<b>3</b>	<b>3</b>	<b>5</b>	<b>5 T</b>	<b>5</b>	<b>5</b>	<b>2</b>
<b>Sky</b>	<b>5</b>	<b>4</b>	<b>5</b>	<b>4</b>	<b>2</b>	<b>4</b>	<b>*1</b>	<b>4</b>	<b>2</b>	<b>4</b>	<b>4</b>	<b>6</b>	<b>3</b>	<b>4</b>
Sun	6	6	6	5	6	2	5	6	6	6	3	4	4	*1

WESTERN CONFERENCE														
	PPG	FGM/G	FG%	3FGM/G	3FG%	FT%	ORPG	DRPG	RPG	APG	SPG	TOV/G	BPG	PF/G
Aces	5	6	5	5	5	*1	6	5	5	7	7	3	3	5
Lynx	*1	*1	*1	3	2	4	4	2	4	*1	3	2	*1	7
Mercury	3	5	4	*1	4	6	3	4	3	3	2	4	5	2
Sparks	2	3	2	4	*1	7	5	6	6	4	4	7	6	4
Storm	6	2	3	6	3	5	7	7	7	2	*1	*1	2	6
Valkyries	7	7	7	2	7	3	2	*1	2	6	6	6	7	3
Wings	4	4	6	7	6	2	*1	3	*1	5	5	5	4	*1

OPPONENTS														
	PPG	FGM/G	FG%	3FGM/G	3FG%	FT%	ORPG	DRPG	RPG	APG	SPG	TOV/G	BPG	PF/G
Aces	9	10	9	5	9	11	9	10	10	9	*1	10	2	6
Dream	4	7	7	*1	6	4	*1	6	*1	6	7	13	4	9
Fever	7	6	8	4	3	5	5	3	4	2	4	5	6 T	12
Liberty	8	9	3	9	4	*1	13	9	12	8	5	4	3	5
Lynx	*1	3	2	2 T	2	6	12	5	8	*1	2	3	*1	4
Mercury	5	2	4	7	8	12	4	11	9	7	6	*1	5	*1
<b>Mystics</b>	<b>6</b>	<b>5</b>	<b>5</b>	<b>6</b>	<b>*1</b>	<b>10</b>	<b>2</b>	<b>4</b>	<b>2</b>	<b>4</b>	<b>10</b>	<b>6</b>	<b>10</b>	<b>13</b>
<b>Sky</b>	<b>11</b>	<b>12</b>	<b>11</b>	<b>13</b>	<b>13</b>	<b>2</b>	<b>10 T</b>	<b>2</b>	<b>5</b>	<b>12</b>	<b>13</b>	<b>12</b>	<b>13</b>	<b>3</b>
Sparks	12	13	12	11	10	13	6	*1	3	10	12	8	12	11
Storm	2	4	6	2 T	5	9	7	12	11	3	3	2	9	2
Sun	13	11	13	10	11	7	10 T	13	13	11	8	7	6 T	7
Valkyries	3	*1	*1	12	7	8	3	8	6	5	11	11	8	10
Wings	10	8	10	8	12	3	8	7	7	13	9	9	11	8

\* = WNBA leader | T = Tied for position







DATE TRANSACTION

JULY

July 18, 2025 ..... Suspended (Partial Season) the contract of Sika Koné

MAY

May 14, 2025 ..... Waived Lauren Jensen, Ashten Prectel, Zaay Green, and Khadijiah Cave

May 7, 2025..... Signed Lauren Jensen to a training camp contract

May 4, 2025..... Waived Morgan Jones

May 4, 2025..... Waived JoJo Lacey

APRIL

April 14, 2025..... Traded Karlie Samuelson to the Minnesota Lynx for a 2026 first round pick (their own)

April 14, 2025..... Selected Sonia Citron with the 3<sup>rd</sup> overall pick

April 14, 2025..... Selected Kiki Iriafen with the 4<sup>th</sup> overall pick

April 14, 2025..... Selected Georgia Amoore with the 6<sup>th</sup> overall pick

April 14, 2025..... Selected Lucy Olsen with the 23<sup>rd</sup> overall pick

April 14, 2025..... Selected Zaay Green with the 32<sup>nd</sup> overall pick

April 19, 2025..... Signed Ashten Prectel to a training camp contract

April 19, 2025..... Signed Khadijiah Cave to a training camp contract

April 19, 2025..... Signed Morgan Jones to a training camp contract

April 19, 2025..... Signed JoJo Lacey to a training camp contract





**#8 GEORGIA AMOORE**  
GUARD



**#0 SHAKIRA AUSTIN**  
CENTER




**#22 SONIA CITRON**  
GUARD



**#31 STEFANIE DOLSON**  
CENTER



**#24 AALIYAH EDWARDS**  
FORWARD



**#21 EMILY ENGSTLER**  
FORWARD




**#44 KIKI IRIAFEN**  
FORWARD



**#5 JADE MELBOURNE**  
GUARD



**#33 LUCY OLSEN**  
GUARD



**#1 SUG SUTTON**  
GUARD



**#20 BRITTNEY SYKES**  
GUARD

## COACHING STAFF



**SYDNEY JOHNSON**  
HEAD COACH



**EMRE VATANSEVER**  
ASSISTANT COACH



**JESSIE MILLER**  
ASSISTANT COACH



**BARB TURNER**  
ASSISTANT COACH



**CLINTON CROUCH**  
PLAYER DEVELOPMENT  
LEAD