



Washington Mystics (11-10) @ Los Angeles Sparks (7-14)



Tuesday, July 15th, 2025 — Crypto.com Arena — 10:00 pm EDT — Regular Season Game #22 — Away Game #12

LAST GAME'S STARTERS

PLAYER / 2025-26 REGULAR SEASON AVERAGES

#1	Sug Sutton	G • 5-8 • Texas-Austin/USA • 3rd Season					
	GP/GS	PPG	RPG	APG	SPG	BPG	MPG
	20/20	7.0	1.5	3.1	1.1	0.2	24.7
#20	Brittney Sykes	G • 5-9 • Syracuse/USA • 8th Season					
	GP/GS	PPG	RPG	APG	SPG	BPG	MPG
	18/18	17.6	3.8	4.5	1.1	0.3	32.3
#22	Sonia Citron	G • 6-1 • Notre Dame/USA • Rookie					
	GP/GS	PPG	RPG	APG	SPG	BPG	MPG
	21/21	14.4	4.9	1.9	1.0	0.3	33.6
#44	Kiki Iriafen	PF • 6-3 • Southern California/USA • Rookie					
	GP/GS	PPG	RPG	APG	SPG	BPG	MPG
	21/21	12.1	8.5	1.4	0.7	0.1	26.8
#0	Shakira Austin	C • 6-5 • Mississippi/USA • 3rd Season					
	GP/GS	PPG	RPG	APG	SPG	BPG	MPG
	18/10	12.2	6.5	1.8	0.9	0.9	21.3

THE 2025 WASHINGTON MYSTICS MEDIA GUIDE IS AVAILABLE ONLINE AT HOOPSOMG.COM

2025-26 REGULAR SEASON MYSTICS RECORDS

	RECORD	HOME	ROAD	OT
OVERALL	11-10	7-3	4-7	1-0
WESTERN	5-5	3-0	2-5	1-0
EASTERN	6-5	4-3	2-2	--
	11-10	7-3	4-7	1-0
STREAKS OVERALL: WON 3 WEST: WON 1 EAST: WON 4 : WON 3				

UPCOMING GAMES

DATE	OPPONENT	TIME (ET)	TV
Tue, Jul. 22	vs. LAS	7:30 pm	--
Sat, Jul. 26	vs. SEA	7:30 pm	--
Sun, Jul. 27	vs. PHO	6:00 pm	--
Tue, Jul. 29	vs. CHI	7:30 pm	--
Thu, Jul. 31	vs. GSV	7:30 pm	--

BROADCAST INFORMATION

TV: MNMT (Meghan McPeak, Christy Winters Scott)  
RADIO: TEAM 980

GAME STATUS REPORT

Georgia Amoore - ACL Injury - OUT

UPCOMING MILESTONES

- 🏀 Kiki Iriafen (178) needs 14 more rebounds to move into fourth in Mystics records for rebounds in a rookie season.
- 🏀 Stefanie Dolson (296) needs 14 more blocks to total 300 for her career.
- 🏀 Emily Engstler (97) is three game shy of 100 career games.
- 🏀 Sonia Citron (302) needs 26 points to move past Ariel Atkins (327) for the fifth-most points by a Mystics rookie.

MYSTICS 2025 REGULAR SEASON SCHEDULE

DATE	OPPONENT	SCORE	RECORD
5/16	vs. Dream	94-90 W	1-0
5/18	@ Sun	90-85 W	2-0
5/21	@ Valkyries	74-76 L	2-1
5/23	@ Aces	72-75 L	2-2
5/25	@ Mercury	62-68 L	2-3
5/28	vs. Fever	83-77 W	3-3
5/30	vs. Liberty	63-85 L	3-4
6/3	@ Fever	76-85 L	3-5
6/5	vs. Liberty	78-86 L	3-6
6/8	vs. Sun	104-67 W	4-6
6/15	vs. Dream	56-89 L	4-7
6/17	@ Sky	79-72 W	5-7
6/20	@ Dream	91-92 L	5-8
6/22	vs. Wings	91-88* W	6-8
6/24	vs. Lynx	68-64 W	7-8
6/26	@ Aces	94-83 W	8-8
6/28	@ Wings	71-79 L	8-9
7/3	@ Lynx	75-92 L	8-10
7/8	vs. Sky	81-79 W	9-10
7/10	vs. Aces	70-68 W	10-10
7/13	@ Storm	74-69 W	11-10
7/15	@ Sparks	10:00 pm	--
7/22	vs. Sparks	7:30 pm	--
7/26	vs. Storm	7:30 pm	--
7/27	vs. Mercury	6:00 pm	--
7/29	vs. Sky	7:30 pm	--
7/31	vs. Valkyries	7:30 pm	--
8/3	@ Dream	3:00 pm	--
8/5	@ Sky	8:00 pm	--
8/8	@ Lynx	7:30 pm	--
8/10	@ Wings	4:00 pm	--
8/13	vs. Valkyries	7:30 pm	--
8/15	@ Fever	7:30 pm	--
8/17	vs. Sparks	3:00 pm	--
8/19	vs. Sun	7:30 pm	--
8/21	@ Sun	7:00 pm	--
8/23	vs. Aces	3:00 pm	--
8/24	vs. Storm	3:00 pm	--
8/28	@ Liberty	7:00 pm	--
8/30	@ Valkyries	8:30 pm	--
8/31	@ Sparks	8:00 pm	--
9/4	vs. Mercury	7:30 pm	--
9/7	vs. Fever	3:00 pm	--
9/9	@ Liberty	7:00 pm	--

QUICK HITS

BRITTNEY SYKES

- 🏀 Her 17.6 points per game are a career-best (averaged 12.2 points durin the 2024 season).
- 🏀 Has recorded 20+ points in nine games this season and 30+ points twice.
- 🏀 Is averaging a league-best 8.0 free-throw attempts per game.

SHAKIRA AUSTIN

- 🏀 Averaging 15.8 points, 7.8 rebounds, 2.7 assists, 1.2 blocks, and 1.3 steals as a starter.
- 🏀 Has totaled two double-doubles on the season.

SONIA CITRON

- 🏀 Has scored in double figures in 18 games this season and recorded three 20+ point games.
- 🏀 Currently ranks second among rookies in scoring, averaging 14.4 points per game.
- 🏀 Only rookie in the WNBA this season with multiple games of 20+ points and 10+ rebounds.

SUG SUTTON

- 🏀 Has made 20 starts...Is averaging 9.0 points, 4.0 assists, 1.0 rebounds and 1.0 steals over the last 5 games with shooting splits of .486/.412.
- 🏀 Has posted 5+ assists in five games

KIKI IRIAFEN

- 🏀 Has totaled a rookie franchise record seven double-doubles on the season, the most by a rookie this season.
- 🏀 Her 12.1 points per game rank third among rookies...Her 8.5 rebounds are the fourth most in the WNBA.





NO.	PLAYER	POS.	HT.	BIRTHDATE	PRIOR TO WNBA/HOME COUNTRY	WNBA EXP.
8	Georgia Amoore	G	5-7	04/03/2001	Kentucky/Australia	R
0	Shakira Austin	C	6-5	07/25/2000	Mississippi/USA	3
22	Sonia Citron	G	6-1	10/22/2003	Notre Dame/USA	R
31	Stefanie Dolson	C	6-5	01/08/1992	Connecticut/USA	11
24	Aaliyah Edwards	F	6-3	07/09/2002	Connecticut/Canada	1
21	Emily Engstler	F	6-1	05/01/2000	Louisville/USA	3
44	Kiki Iriafen	F	6-3	08/26/2003	Southern California/USA	R
3	Sika Koné	F	6-3	07/13/2002	SPAR Gran Canaria (Spain)/Mali	2
5	Jade Melbourne	G	5-10	08/18/2002	Cranberra Capitals/Australia	2
33	Lucy Olsen	G	5-10	05/26/2003	Iowa/USA	R
1	Sug Sutton	G	5-8	12/17/1998	Texas-Austin/USA	3
20	Brittney Sykes	G	5-9	02/07/1994	Syracuse/USA	8

STAFF

HEAD COACH.....Sydney Johnson (Princeton)

ASSISTANT COACHES.....Emre Vatansever (Marmara), Jessie Miller (Univ. of Illinois Chicago), Barb Turner (Connecticut)

PLAYER DEVELOPMENT LEAD.....Clinton Crouch (Saint Francis)

PHYSIOTHERAPIST.....Derrick Larkins

HEAD ATHLETIC TRAINER.....Regina Parquet

HEAD OF ATHLETE REHABILITATION.....Kala Flagg

DIRECTOR, ATHLETE PHYSICAL HEALTH AND PERFORMANCE.....Ellie Somers

PRONUNCIATION GUIDE

Georgia Amoore (A-more); Sonia Citron (Sone-yuh Sih-tron); Kiki Iriafen (EER-ee-ah-FENN); Sika Koné (SEE-kuh KOH-nay); Jade Melbourne (Mel-Bin); Sug Sutton (shug (like "sugar"))

STAFF PRONUNCIATIONS:  
Emre Vatansever (ehm-RAY vah-TAWN-sehv-er)

NUMERICAL ROSTER

0	Shakira Austin	1	Sug Sutton
3	Sika Koné	5	Jade Melbourne
8	Georgia Amoore	20	Brittney Sykes
21	Emily Engstler	22	Sonia Citron
24	Aaliyah Edwards	31	Stefanie Dolson
33	Lucy Olsen	44	Kiki Iriafen



2025-26 REGULAR SEASON	PPG	OPP. PPG	FG%	3FG%	FT%	RPG	APG	SPG	TO	BPG
Mystics	78.4	79.5	.430	.322	.737	35.5	18.0	6.29	15.7	2.71
Sparks	82.5	87.2	.445	.345	.760	32.7	19.9	7.62	16.0	3.00



2024-25 REGULAR SEASON INDIVIDUAL BESTS			2024-25 REGULAR SEASON SPARKS BESTS			2024-25 REGULAR SEASON TEAM		
Points	28	Brittney Sykes vs. LAS 8/23/24	Points	20	Lexie Brown @ LAS 5/21/24	Biggest Win	6	vs. LAS 8/23/24
Rebounds	11	Shakira Austin vs. LAS 8/23/24	Rebounds	18	Dearica Hamby @ LAS 5/21/24	Biggest Loss	2	@ LAS 5/21/24
Assists	9	Julie Vanloo @ LAS 5/21/24	Assists	7	Dearica Hamby @ LAS 7/2/24			

ALL-TIME SERIES FACTS (MYSTICS, REGULAR SEASON)			ALL-TIME SERIES FACTS (OPPONENT, REGULAR SEASON)		
MYSTICS			SPARKS		
Largest Margin of Victory	29 (twice), last: Aug. 27, 2019 (81-52)		Largest Margin of Victory	33, Aug. 16, 2017 (95-62)	
Most Points	95, Aug. 27, 2019		Most Points	101, Jun. 18, 2012	
Low Points	50, Jul. 14, 2001		Low Points	52, Jun. 18, 2019	

2025-26 REGULAR SEASON VS. SPARKS			2024-25 REGULAR SEASON VS. SPARKS			SERIES HISTORY VS. SPARKS				
DATE	SITE	TIME/RESULT	DATE	SITE	RESULT		ALL-TIME	STREAKS	LAST WIN	LAST LOSS
7/15/25	Los Angeles	10:00 pm	5/21/24	Los Angeles	L, 68-70	Overall	23-38	Won 2	8/23/24	5/21/24
7/22/25	Washington	7:30 pm	7/2/24	Los Angeles	W, 82-80	Home	13-18	Won 1	8/23/24	8/6/23
8/17/25	Washington	3:00 pm	8/23/24	Washington	W, 80-74	Road	10-20	Won 1	7/2/24	5/21/24
8/31/25	Los Angeles	8:00 pm								

SERIES NOTES

The Mystics totaled a season-high 13 steals twice last season (5/21/2024, 8/23/2024), the second most in series history.

Shakira Austin averaged 13 points and 9.5 rebounds against the Sparks last season.

Last season, two of the three games were decided by two or fewer points. The Sparks and Mystics' last 13 matchups have been decided by 10 or fewer points.

The Mystics have won two consecutive games against the Los Angeles Sparks, winning the season series last year.

Brittney Sykes scored a season-high 28 points in her last matchup against the Sparks (8/23/2024), tied for the fifth most in series history.

PREVIOUS MEETINGS

MYSTICS 80, SPARKS 74 – AUGUST 23, 2024 – ENTERTAINMENT AND SPORTS ARENA – WASHINGTON, DC – GAME #29 (7-22, 4-11 HOME)

TEAM	1	2	3	4	OT	FINAL	FG	FGA	FG%	3FG%	FT%	OR	DR	TR	A	PF	ST	TO	BS
LAS	21	20	14	19	-	74	28	75	.373	.222	.800	8	29	37	18	11	12	18	3
WAS	22	16	16	26	-	80	33	73	.452	.217	.643	8	28	36	23	13	13	14	5

TEAM	HIGH PTS	HIGH REB	HIGH AST	TEAM	HIGH PTS	HIGH REB	HIGH AST
WAS	B. Sykes: 28	S. Austin: 11	S. Dolson: 8	LAS	R. Jackson: 17	D. Hamby: 10	C. Dangerfield/O. Sims: 5

AP -- Brittney Sykes scored a season-high 28 points and Shakira Austin added 14 points and 11 rebounds — her first double-double of the season — to help the Washington Mystics beat the Los Angeles Sparks 80-74 on Friday night and snap a five-game losing streak. Ariel Atkins scored 15 points and Stefanie Dolson finished with a season-high eight assists for Washington (7-22). The Mystics trailed 41-38 at halftime and 55-54 after the third before pulling away with a strong fourth-quarter effort. Washington opened the fourth on a 10-0 run with Sykes setting up back-to-back layups by Austin before a basket from Emily Engstler made it 64-55 with 7:24 to play. Dearica Hamby answered with a basket and then hit 1 of 2 free throws for Los Angeles to trim its deficit to six points, but that six-point margin was as close as the Sparks would get. Rickea Jackson led Los Angeles with 17 points. Hamby finished with nine points and 10 rebounds while Azurá Stevens posted nine points and nine rebounds. Los Angeles (6-23) has lost six games in a row. The Sparks made 28 of 75 (37.3%) from the field hit 6 of 27 (22.2%) from 3-point range while committing 18 turnovers.

MYSTICS 82, SPARKS 80 – JULY 2, 2024 – CRYPTO.COM ARENA – LOS ANGELES, CA – GAME #20 (5-15, 2-8 AWAY)

TEAM	1	2	3	4	OT	FINAL	FG	FGA	FG%	3FG%	FT%	OR	DR	TR	A	PF	ST	TO	BS
WAS	18	20	14	30	-	82	32	67	.478	.462	.600	6	26	32	22	16	5	12	2
LAS	22	21	21	16	-	80	28	60	.467	.433	.611	7	25	32	22	22	5	15	1

TEAM	HIGH PTS	HIGH REB	HIGH AST	TEAM	HIGH PTS	HIGH REB	HIGH AST
WAS	S. Walker-Kimbrough: 17	S. Dolson: 8	A. Atkins: 5	LAS	A. McDonald/S. Talbot: 17	D. Hamby: 11	D. Hamby: 7

MYSTICS 2025 AVERAGES																						
PLAYER	GP-GS	MIN	MPG	FG-ATT	FG%	3FG-ATT	3FG%	FT-FTA	FT%	OFF	DEF	TOT/AVG	AST	APG	PF-D	STL	SPG	TO	BLK	BPG	PTS	AVG
Sykes	18-18	582	32.3	94-244	.385	16-47	.340	112-144	.778	10	58	68/3.8	81	4.5	53-114	19	1.06	56	5	0.28	316	17.6
Citron	21-21	705	33.6	101-222	.455	33-91	.363	67-75	.893	17	86	103/4.9	39	1.9	45-79	21	1.00	38	6	0.29	302	14.4
Iriafeñ	21-21	563	26.8	95-205	.463	0-2	.000	64-83	.771	58	120	178/8.5	29	1.4	71-62	15	0.71	40	3	0.14	254	12.1
Austin	18-10	383	21.3	85-181	.470	0-5	.000	49-75	.653	34	83	117/6.5	32	1.8	43-63	17	0.94	43	17	0.94	219	12.2
Sutton	20-20	495	24.7	51-112	.455	21-53	.396	17-25	.680	3	27	30/1.5	62	3.1	26-27	22	1.10	31	3	0.15	140	7.0
Melbourne	20-4	467	23.4	45-116	.388	17-53	.321	17-34	.500	9	34	43/2.2	55	2.8	52-41	11	0.55	35	2	0.10	124	6.2
Edwards	17-0	246	14.5	38-79	.481	0-6	.000	26-44	.591	22	39	61/3.6	8	0.5	27-38	10	0.59	21	5	0.29	102	6.0
Olsen	18-0	186	10.3	24-55	.436	9-23	.391	8-9	.889	3	16	19/1.1	16	0.9	17-10	2	0.11	6	1	0.06	65	3.6
Dolson	21-11	346	16.5	23-75	.307	9-41	.220	5-5	1.000	9	43	52/2.5	31	1.5	55-14	7	0.33	19	6	0.29	60	2.9
Engstler	18-0	182	10.1	16-39	.410	4-19	.211	7-12	.583	19	39	58/3.2	21	1.2	20-10	8	0.44	15	9	0.50	43	2.4
Koné	10-0	71	7.1	7-17	.412	1-2	.500	6-7	.857	3	14	17/1.7	5	0.5	10-8	0	0.00	6	0	0.00	21	2.1
MYSTICS	21	4,219	200.9	579-1,345	.430	110-342	.322	378-513	.737	187	559	746/35.5	379	18.0	419-466	132	6.29	310	57	2.71	1,646	78.4
OPPONENTS	21	4,219	200.9	582-1,393	.418	159-533	.298	346-431	.803	165	526	691/32.9	383	18.2	466-419	165	7.86	273	95	4.52	1,669	79.5

SINGLE GAME HIGHS																						
PLAYER	MIN	FG	ATT	FG%	3FG	ATT	3FG%	FT	FTA	FT%	OFF	DEF	TOT	AST	PF	FD	STL	TO	BLK	PTS		
Sug Sutton	40	6	12	1.000 (3)	3 (2)	5 (3)	1.000 (2)	4	6	1.000 (5)	1 (3)	5	5	6 (2)	3	5	4	3 (3)	1 (3)	17		
Sika Koné	14	2	5	1.000 (3)	1	1 (2)	1.000	2 (2)	2 (3)	1.000 (3)	2	4	5	2	4	2 (2)	--	2 (2)	--	4 (3)		
Jade Melbourne	36	6	11	1.000	3	5 (4)	.750	4	6 (2)	1.000 (3)	2	7	7	7	5 (3)	5 (2)	2 (2)	5 (2)	1 (2)	15 (2)		
Brittney Sykes	39	13	24	.615	4	6	1.000	14	15	.933	2 (2)	7	9	8	6	11	3 (2)	7	2	32		
Emily Engstler	20	2 (4)	6	1.000 (2)	1 (4)	3 (2)	1.000 (3)	2 (2)	2 (5)	1.000 (2)	3 (2)	7	9	4	4	2	1 (8)	2 (4)	2	6		
Sonia Citron	41	9	15	.857	4 (2)	8	1.000	7	7 (3)	1.000 (12)	5	9	11	4 (2)	5	7	3	6	1 (6)	27		
Stefanie Dolson	29	4	7	.667	2 (2)	4 (2)	1.000	2 (2)	2 (2)	1.000 (3)	2 (2)	6	7	8	5	2 (3)	1 (7)	3 (3)	2 (2)	8 (2)		
Lucy Olsen	38	7	12	1.000 (4)	3	7	1.000 (3)	4	4	1.000 (3)	1 (3)	4	5	3 (3)	3	3	1 (2)	3	1	19		
Kiki Iriafeñ	37	9	14 (2)	1.000	--	2	--	6 (3)	9	1.000 (5)	6	10 (2)	14	6	6	8	5	7	1 (3)	20		
Shakira Austin	32	13	18	1.000	--	2	--	7	13	1.000 (2)	4 (4)	9	13	5	5 (2)	9	3	5 (3)	4	28		
Aaliyah Edwards	20	6	8	1.000	--	1 (6)	--	3 (5)	6	1.000 (2)	5	5 (3)	7 (2)	1 (8)	4 (2)	4 (4)	1 (10)	4 (2)	2	15		
MYSTICS	225	36	74	.571	10 (2)	24	.526	28	41	.944	14	36	54	25	32	33	14	27	5 (3)	104		
OPPONENTS	225	37	80	.508	18	42	.429	26	32	1.000	15	37	51 (2)	24 (3)	33	32	15	22	8 (2)	92 (2)		



### Team:

- The Mystics are set to play 44 regular season games for the first time in league history. The 44-game season is an increase from the WNBA's 40-game season the past two years.
- Washington will appear on national TV (ESPN3, CBSSN, ION, NBA TV) 17 times this season.
- Washington has 10 afternoon games this season, with seven of the 10 games having a 3:00 p.m. tip-time.
- The Mystics will play four games away from CareFirst Arena this season. Washington's annual Camp Day game will be played on Tuesday, July 8 at Eagle Bank Arena in Fairfax, VA. The Mystics will also play two games at CRF Bank Arena in Baltimore, MD.
- Washington's opening night roster has four rookies, the most since 2011 (four rookies).
- Washington holds four international players on their opening night roster (Australia, Mali/Spain, Canada), the second consecutive season the Mystics have held four or more players on their opening night roster.
  - This marks the fourth consecutive year (2022-25) Washington's opening night roster has held an international player.
- The Mystics' opening night roster had an average age of 24-348 which ranked as the youngest in the WNBA. This marked the youngest roster Washington has had on opening night since 2016 (24-183).
- All but two of Washington's players have three or fewer years of experience. Veterans Stefanie Dolson (11 seasons) and Brittney Sykes (8 seasons) are the only players on the roster with four-plus years of service.
- The Mystics aim to average 20+ assists per game for the fourth time in franchise history, having previously accomplished the feat in 2024, 2022, and 2019. Washington averaged 21.6 assists per game in 2023.
- The Mystics averaged 7.3 steals per game in 2024 and will look to record seven or more steals per game for the 20th time in franchise history — and for the fifth time since 2020.
- Washington is targeting a top-five finish in pace for the first time since the 2013 season, when they ranked fourth (93.29; 4<sup>th</sup>).
- The Mystics are looking to average 20.0 free throw attempts per game, the first time since the 2017 season (21.4).

### Individual:

- Veteran center **Stefanie Dolson** looks to build on her three-point success from last season. Dolson shot 46.5% from beyond the arc in 2024, the third-highest percentage in the league, and the second consecutive season she has shot at least 40.0% from three-point territory.
  - Her 72 three-point makes in 2024 were the most by any center.
  - Dolson totaled at least 300 points, 150 rebounds, 100 assists, and 50 three-pointers last season, joining T. Catchings (2012) and J. Loyd (2024) as the only players to amass those benchmarks in the 10<sup>th</sup> or later season of their career.
  - At the age of 33, Dolson would become the oldest player in WNBA history to record those totals in a single season.
- Veteran guard **Brittney Sykes** aims to finish top five in steals per game. Sykes has averaged at least 1.5 steals per game in four seasons.



- Since 2020, only A. Ogunbowale (DAL), B. Stewart (NYL), and A. Thomas (PHX) have also averaged 1.5+ steals per game in four seasons.
  - Sykes averaged 12.2 points per game during the 2024 season, marking her third consecutive season averaging double digits.
  - She looks to become the third Mystic to average at least 10.0 points and 3.0 assists in three or more seasons, joining Alana Beard (4) and Kristi Toliver (3).
- Center **Shakira Austin** is coming off a career-best season, posting career highs in points (11.8), steals (1.3), and both free throw attempts (4.5) and makes (3.0).
  - In 2025, she aims to average at least 12.0 points and 7.0 rebounds, which would make her the seventh Mystic in franchise history to reach those averages.
- Forward **Aaliyah Edwards** averaged 7.6 points and 5.6 rebounds per game on .490 shooting during her rookie campaign.
  - She aims to become just the third Mystic (joining Shakira Austin, 2022-2023 and Murriel Page, 1998-1999) to average at least 7.0 points and 5.0 rebounds while shooting at least 47.5% in each of her first two seasons.
  - Edwards also looks to finish among the top five rebounders in her sophomore class.
- Rookie Watch:
  - The Mystics aim to have a rookie average at least 8.0 points per game during the 2025 season. If accomplished, it would mark the 13<sup>th</sup> rookie in franchise history to do so, and the first since Shakira Austin (2022).
  - Only six rookies in Mystics history have averaged 10.0+ points per game, with the last coming in 2018 (A. Atkins).
- Washington is also targeting a rookie average 3.0 assists per game – which would be just the seventh time in team history that a rookie reached that assist mark (last: Natasha Cloud, 2015).
- For the second consecutive season, the Mystics look to have a rookie average 5.0 rebounds per game.
  - Since 2020, Washington has had two rookies achieve this feat. The Mystics would join Chicago and Indiana as the only teams since 2020 to have at least three rookies average 5.0 rebounds in their debut seasons.

## MYSTIC BLOOM: THE YOUTH MOVEMENT

- The Mystics made key strides toward its future in the 2025 WNBA Draft, selecting three players in the first round – Sonia Citron (3rd overall), Kiki Iriafen (4th overall), and Georgia Amoore (6th overall) – the most first-round selections in franchise history.
- Washington had the youngest opening night roster in the WNBA, 24-348, which marked the youngest roster Washington has had on opening night since 2016 (24-183).
- All but two players on the roster, veterans Stefanie Dolson (11 seasons) and Brittney Sykes (8 seasons), have three or fewer years of WNBA experience.
- The Mystics have an average of 3.6 years of WNBA experience on their current roster and has a total of 1,149 regular season games played among their 12 roster players, marking the fewest total regular season games played by a team this season.

### LAST 5 SEASONS WASHINGTON'S AVERAGE AGE & EXPERIENCE (OPENING NIGHT)

Year	Exp. (Service)	Age	No. Rookies on Roster
2025	2.8	24-348	4 (Citron, Iriafen, Amoore, Olsen)
2024	4.5	27-348	2 (Edwards, Van Loo)
2023	6.2	29-245	1 (Meng)
2022	4.7	28-139	3 (Austin, Benzan, Machida)
2021	5.5	28-255	0

## WASHINGTON MYSTICS 2025 ROOKIES




**Sonia Citron**  
3rd Overall



**Kiki Iriafen**  
4th Overall



**Georgia Amoore**  
6th Overall



**Lucy Olsen**  
23rd Overall

### 2025 OPENING NIGHT ROSTERS BY AGE & EXPERIENCE

TEAM	AGE	TEAM	EXP.
<b>WAS</b>	<b>24-349</b>	<b>WAS</b>	<b>2.75</b>
DAL	25-295	DAL	3.08
CON	27-244	CON	3.31
ATL	27-288	PHX	3.38
MIN	27-332	NYL	4.33

### ROOKIE DEBUT

- Rookie Sonia Citron finished with 19 points (6-7 FG), two rebounds, and two assists in her debut on 5/16 vs. ATL. Her 19 points tied Nikki McCray (6/11/1998 @ CHA) for the second-most in a rookie debut in franchise history.
- Citron is the first rookie since Diamond Miller (9/8/2023) to record at least 17 points on .850+ shooting. She joins Alana Beard and Shakira Austin as the only Mystics rookies to accomplish this feat.
- Kiki Iriafen contributed 14 points. Citron (19) and Iriafen (14) became the second rookie duo in Mystics history to score in double figures in their career debuts, joining Chamique Holdsclaw & Shalonda Enis (6/10/1999 vs. Charlotte).

### MYSTICS; MOST POINTS IN ROOKIE DEBUT

RANK	PLAYER	POINTS	SEASON
1.	Stacey Dales	23	2002
<b>2.</b>	<b>Sonia Citron</b>	<b>19</b>	<b>2025</b>
2.	Nikki McCray	19	1998
4.	Chamique Holdsclaw	18	1999
5.	Marissa Coleman	16	2009
<b>6.</b>	<b>KiKi Iriafen</b>	<b>14</b>	<b>2025</b>

### ROOKIES & SEASONED VETS

- Washington's roster has totaled 1,149 regular season games, the fewest games in the league.
- Mystics Veteran Stefanie Dolson has totaled 354 regular season games played and Brittney Sykes 258, accounting for 572 of the 1,149 games (49.8% of the Mystics' regular season games played).
- All but two of Washington's players have three or fewer years of experience. Veterans Stefanie Dolson (11 seasons) and Brittney Sykes (8 seasons) are the only players on the roster with four-plus years of service.
- The Mystics 10 players with three or fewer years of service are the most in the league.

### 2025 WNBA ROSTERS RANKED BY REG. SEASON GAMES PLAYED

TEAM	GAMES
<b>WAS</b>	<b>1,149</b>
LAS	1,211
DAL	1,260
CON	1,320
GSV	1,334

### 2025 OPEN NIGHT ROSTERS; NUMBER OF PLAYERS BASED ON EXPERIENCE

TEAM	PLAYERS W/3 OR FEWER YEARS OF EXP.
<b>WAS</b>	<b>10</b>
CON	9
PHX	8
GSV	7
3 TIED	6



ONE TEAM. ONE DMV.

With 22 home games on the schedule, the Washington Mystics are expanding their footprint across the DMV. This included two games at EagleBank Arena in Fairfax, Virginia, and two at CFG Bank Arena in Baltimore, Maryland.

All remaining home games will be held at CareFirst Arena in Southeast D.C.

The Mystics remaining game in Baltimore is:

WASHINGTON MYSTICS 2025 VENUE RELOCATIONS			
Date	Opponent	Arena	City/Location
Sun. Sept. 7	Indiana Fever	CFG Bank Arena	Baltimore, MD

A NEW ERA

On December 23, 2024, Monumental Basketball announced Jamila Wideman as the Washington Mystics’ new General Manager and Sydney Johnson as Head Coach.

Wideman joins the Mystics after six years at the NBA league office, where she most recently served as Senior Vice President of Player Development. A former player herself, Wideman was selected third overall in the 1997 WNBA Draft by the Los Angeles Sparks and is now one of just three active WNBA general managers or team presidents with WNBA playing experience, along with Morgan Tuck (Connecticut) and Raegan Pebley (Los Angeles).



Current WNBA General Managers/Presidents to Play in the WNBA

GM/President	Team	WNBA Career
Morgan Tuck	Connecticut	Connecticut Sun (2016–2020)
Raegan Pebley	Los Angeles	Utah Starzz (1997) Cleveland Rockers (1998)
Jamila Wideman	Washington	Los Angeles Sparks (1997-1998) Cleveland Rockers (1999) Portland Fire (2000)

After her playing career, Wideman earned a law degree from New York University and spent over a decade working in civil rights and criminal defense law, including time with the Equal Justice Initiative (EJI) in Montgomery, Alabama, and the Legal Aid Society in New York City.

Johnson becomes the 15th head coach in Mystics history, bringing 25 years of basketball experience. Most recently, he served as head coach of Team USA’s 3x3 Women’s AmeriCup team, which won silver at the 2024 FIBA 3x3 AmeriCup in Puerto Rico. He also spent the 2024 season as an assistant coach with the Chicago Sky. Prior to that, he led the Fairfield University men’s basketball program for eight years (2011–2019), earning four postseason appearances – the most in program history.

ROOKIE RANKS

- Washington’s two rookies, Sonia Citron and Kiki Iriafen, are at the top of the rookie class in multiple statistical categories:

2025 ROOKIE RANKS - CITRON		
CATEGORY	AVERAGE	RANK
Points	14.4	2nd
Rebounds	4.9	3rd
Assists	1.9	7th
FG%	45.5	7th
3P%	36.3	6th

2025 ROOKIE RANKS - IRIAFEN		
CATEGORY	AVERAGE	RANK
Points	12.1	3rd
Rebounds	8.5	1st
FG%	46.3	3rd
FTA	83 (total)	1st

- Iriafen and Citron are both averaging 10.0+ points per game, potentially becoming the first rookie duo to average 10+ points in a season in franchise history.
- The last rookie teammates to each average 10.0+ points in a season were Alyssa Thomas and Chiney Ogwumike (CON; 2014).
- Citron (18) and Iriafen (16) look to become the fourth and fifth Mystics rookies to total 20 10+ point games in their debut season.





## SHINING TWICE AS BRIGHT

- The WNBA announced that Washington Mystics guard Sonia Citron and forward Kiki Iriafen have been named reserves for the 2025 AT&T WNBA All-Star Game. This marks just the second time in league history, and the first time since 1999, that rookie teammates have been selected as All-Stars.
- With their selection, Citron and Iriafen become the third and fourth rookies in franchise history to earn All-Star honors.
- This also marks the 11th time Washington has had multiple All-Star selections.
- They become just the fourth rookie duo in WNBA or NBA history to earn All-Star recognition in the same season, following Taj McWilliams-Franklin, Shannon Johnson, and Nykesha Sales (WNBA: Orlando Miracle; 1999), Isiah Thomas and Kelly Tripucka (NBA: Detroit Pistons; 1981-82), and Frank Selvy and Bob Pettit (NBA: Milwaukee Hawks; 1954-55).

## KIKI: NEW MATCH UP, SAME IMPACT

- On 6/22 vs. DAL, Iriafen tallied 19 points, seven rebounds, six assists, and five steals, becoming the third player in the WNBA this season to record 15+ points, 5+ rebounds, 5+ assists, and 5+ steals.
- She set career-highs in both assists (six) and steals (five) and her five steals are the most by a rookie this season.
- Iriafen recorded a 15-game streak of 5+ rebounds (snapped 6/28 at DAL) the second longest streak by a rookie in franchise history.
- Iriafen is averaging 8.5 rebounds per game, the fourth most in the WNBA.
- She is also averaging 2.8 second chance points, the most by any rookie this season (t-8th overall).

## MYSTICS ROOKIES; CONSECUTIVE GAMES W/ 5 REB

PLAYER	SEASON	GAMES
C. Holdsclaw	1999	24
<b>K. Iriafen</b>	<b>2025</b>	<b>15</b>
M. Page	1998	14
A. Santos de Oliveira	1998	13
S. Austin	2022	11

## DOUBLE-DOUBLE KIKI

- On 7/3 at SEA, Kiki Iriafen recorded her seventh double-double of the season - posting 10 points and 10 rebounds.
- Iriafen's seven double-doubles are most by a rookie in franchise history, surpassing Chamique Holdsclaw (6).
- She became the first rookie in franchise history to record four consecutive double-doubles, and joined Caitlin Clark and Angel Reese as the only rookies since 2020 to achieve this feat.
- Her four consecutive double-doubles tied the second longest streak in franchise history (longest: five; Chamique Holdsclaw).
- She was only the second rookie to accomplish this within her first five career games, following Natalie Williams (Utah Starzz), who did so in 1999.

## ROOKIES TO RECORD 3 STRAIGHT DBLE-DBLES

SEASON	PLAYER	STREAK(S)
<b>2025</b>	<b>Kiki Iriafen</b>	<b>4</b>
2024	Angel Reese	4, 6, 15
2024	Caitlin Clark	3, 5
2020	Satou Sabally	3

## MYSTICS; DBLE-DBLE (ROOKIE)

PLAYER	TOTAL
<b>K. Iriafen</b>	<b>7</b>
C. Holdsclaw	6
S. Austin	4
A. Santos de Oliveira	4
A. Edwards	3

- Iriafen's seven double-doubles are the most by any rookie this season and are tied for the fifth most overall.
- On 6/26, she surpassed 200 career points and 140 career rebounds - becoming the fastest player in franchise history to meet those marks.

## ROOKIE TEAMMATES NAMED ALL-STARS; NBA +WNBA

LEAGUE/TEAM	YEAR	TEAMMATES
WNBA/Washington	2025	Sonia Citron & Kiki Iriafen
WNBA/Orlando	1999	Taj McWilliams-Franklin, Shannon Johnson, & Nykesha Sales
NBA/Detroit	1981-82	Isiah Thomas & Kelly Tripucka
NBA/Milwaukee	1954-55	Frank Selvy and Bob Pettit

## STEADY SONIA

- Sonia Citron is second in scoring among rookies, averaging 14.4 points per game on 45.5% shooting from the field and 36.3% from three-point range.
- Her 14 consecutive games of scoring in double figures ended on 6/24, which ranks as third longest for a rookie in franchise history.
- She has totaled 18 games of 10+ points, the most by a rookie this season and most by a Mystic.
- Citron is averaging 8.5 points in the second half - the most by a rookie in the league.

## MYSTICS ROOKIES 2ND HALF SCORING

SEASON	PLAYER	PT TOTAL
<b>2025</b>	<b>Sonia Citron</b>	<b>178</b>
2025	Kiki Iriafen	123
2024	Julie Vanloo	119
2024	Aaliyah Edwards	111
2023	Li Meng	106
2022	Shakira Austin	139

\* Top Mystics Rookies since 2022

## PLAYERS AVERAGING 12+ PTS, 4+ REB, 1+ AST ON 45.0+ FG% &amp; 36.0+ 3P%

PLAYER	PTS/G	REB/G	AST/G	FG%	3P%
N. Ogumike	16.9	7.7	2.3	51.2%	36.1%
A. Stevens	14.7	8.7	1.9	50.0%	39.6%
<b>S. Citron</b>	<b>14.4</b>	<b>4.9</b>	<b>1.9</b>	<b>45.5%</b>	<b>36.3%</b>

## MYSTICS; 10+ PT GAME STREAK (ROOKIE)

PLAYER	STREAK
N. McCray	16
C. Holdsclaw	15
<b>S. Citron</b>	<b>14</b>
C. Holdsclaw	12
K. Iriafen	10

## 2025; ROOKIE 50.0% FG% GAMES

PLAYER	GAMES
<b>S. Citron</b>	<b>10</b>
P. Bueckers	8
<b>K. Iriafen</b>	<b>6</b>
M. Akoka Makani	5
D. Malonga	4

\* Min. 7 FGA /g

## THE STAGE IS HER COURT

- On 6/28 at DAL, Citron recorded her third 20+ point game of the season and has scored 20+ points in three of her last four outings, becoming the first Mystic to do so since Alana Beard in September 2004.
- Her three 20+ point games are the second most by a rookie this season.
- Citron is the only rookie in the WNBA this season with multiple games of 20+ points and 10+ rebounds.
- She recorded her second career double-double on 6/28, becoming just the second rookie in Mystics history with multiple 20+ point, 10+ rebound games in a season.
- Her 27 points on 6/22 are tied for the second most by a Mystics rookie, alongside Alanna Beard and Nikki McCray.
- She is also the first rookie in franchise history to post a 25+ point, 10+ rebound game and she is the first rookie this season to accomplish this feat.





CITRON'S JUNE

- In the month of June, Sonia Citron averaged 15.6 points, 5.7 rebounds, 2.2 assists, and 1.6 steals per game.
- She was the only rookie in the month to average at least 15+ points, 5+ rebounds, and 2+ assists while shooting 45.0% from the field and 37.0% from three-point range.
- Citron joins Napheesa Collier, Allisha Gray, and Nneka Ogumike as the only players to hold these averages.
- On 6/28 at DAL, she recorded 22 points and 10 rebounds, and is the first rookie since Alana Beard (September, 2004) to total three or more 20+ point games in a month (Beard; 6).

LAST 5 ROOKIES TO AVERAGE AT LEAST 15 PTS, 5 REB, 2 AST, 45% FG, 37% IN A MONTH

PLAYER	MONTH	PTS	REB	AST	FG%	3P%
S. Citron	Jun. '25	15.6	5.7	2.2	46.8%	37.0%
N. Collier	Aug. '19	15.9	6.8	3.0	54.3%	40.0%
D.DeShields	Aug. '18	16.3	5.0	2.7	48.9%	38.9%
B. Stewart	Sept. '16	18.3	9.3	3.0	41.5%	40.0%
B. Stewart	Jul. '16	20.0	9.3	4.0	45.0%	41.0%

A CAREER-YEAR FOR SYKES

- Brittney Sykes has started the 2025 WNBA season averaging career-bests in points (17.6), free throw makes (6.2), free throw attempts (8.0), and assists (4.5).
- She has scored 20+ points in nine games, tied for the seventh most 20+ point games by a player this season.
- Her nine 20+ point games mark the second most in a single season in her career (high 11; 2023).
- Sykes totaled a season-high best 32 points on 6/17 at CHI, her second 30+ point outing this season. She is one of nine players to total a 30+ point, 5+ assist game this season.
- From 6/5-6/28, Sykes dished out 36 assists over seven games, averaging 5.1 APG, tied for best seven-game stretch of her career (last: 5.1 APG, Aug. 4 -20, 2023).
- Her 176 points per game are the 11th-most in the WNBA.
- Since the 2018 season, only three other Mystics players have averaged 17.0 points in a season Delle Done ('22, '19, '18), Tina Charles ('21), and Hines-Allen ('20).

2025; 20+ PT GAME LEADERS

PLAYER	GAMES
N. Collier	15
S. Diggins	11
K. Plum	11
S. Sabally	10
A. Wilson	10
K. Mitchell	10
B. Sykes	9
B. Stewart	9
S. Ionescu	9

2025; SCORING LEADERS

PLAYER	PPG
N. Collier	23.6
A. Wilson	21.5
K. Plum	20.1
B. Stewart	19.5
K. Mitchell	19.2
S. Sabally	19.1
S. Ionescu	18.8
A. Gray	18.6
P. Bueckers	18.3
S. Diggins	17.9
B. Sykes	17.6

SYKES PPG AVERAGE LAST FOUR SEASONS

SEASON	PPG	RPG	APG	SPG
2025	17.6	3.8	4.5	1.1
2024	12.2	4.1	3.1	0.9
2023	15.9	5.0	3.8	2.1
2022	12.7	3.7	3.7	2.0

2025; PLAYERS AVERAGING 17+ PTS, 4+ AST, 3+ REB

PLAYER	PTS/G	REB/G	AST/G
Kelsey Plum	20.1	3.1	5.8
Sabrina Ionescu	18.8	4.5	5.3
Paige Bueckers	18.3	4.1	5.4
Brittney Sykes	17.6	3.8	4.5

ROOKIE REPORT

- On 6/22 vs. DAL, Sonia Citron recorded 27 points and 11 rebounds and Kiki Iriafen totaled 19 points and 7 rebounds, becoming the first Mystics rookie teammates to record at least 17 points, 7 rebounds in the same game.
- Iriafen (8 games) and Citron (7 games) each surpassed 100 points in eight or fewer games, becoming the first Mystics rookies to do so since Nikki McCray (5 games) and Alessandra Santos de Oliveira (8 games) in 1998.
- They are just the sixth rookie duo in WNBA history to achieve this, and the first since Lauren Jackson (7) and Semeka Randall (8) in 2001.
- Iriafen has totaled 15 games with 10+ points and 5+ rebounds, moving her into second place for the most such games by a rookie in Mystics history.

2025; ROOKIE GAMES W/ 10+ PTS/5+ REB

PLAYER	TEAM	GAMES
Kiki Iriafen	WAS	15
Sonia Citron	WAS	9
Paige Bueckers	DAL	7
Aneesah Morrow	CON	5
Aziah James	DAL	4
Janelle Salaun	GSV	4

GETTING TO THE LINE

- The Mystics are attempting 24.4 free throw attempts, ranking first in the WNBA.
- Washington ranks first in personal fouls drawn (22.2) and has a free throw attempt rate of 0.381.
- Washington has attempted 20+ free throws in 17 game this season (last: at SEA; 7/13), the most in the league. The Mystics are 7-1 when attempting 25 or more free throws.
- Washington attempted a 2025 league-best 41 free throws on 6/22 vs. DAL, and the Mystics' 28 made free-throws is their highest total since July 7, 2023, vs. Indiana (31).
- The Mystics' 41 attempts are the most since 8/6/22, when Dallas attempted 45, and are the third most attempts in franchise history.
- Brittney Sykes is averaging a league-best 8.0 free throws per game, with 5.5 attempts coming in the second half. Sykes attempted a career-best 15 FTA on 6/8 vs. CON.

MYSTICS FTM/FTA LAST FOUR SEASONS

SEASON	FTM	FTA	LEAGUE RANK
2025	18.0	24.4	1st/1st
2024	11.5	15.0	12th/12th
2023	15.0	18.2	6th/8th
2022	14.0	17.9	8th/8th

2025; 10+ FTA GAME LEADERS

PLAYER	GAMES
A. Wilson	8
B. Sykes	7
B. Stewart	5
K. Plum	4
J. Young	3
A. Gray	3
N. Collier	3

TOP 5 FTA/G LEADERS SINCE 2000

PLAYER	FTA/G	SEASON
A. McCoughtry	8.7	2011
K. Smith	8.6	2001
B. Sykes	8.0	2025
A. Wilson	8.0	2025
N. Williams	7.9	2000





## FROM BEYOND THE ARC

- On 6/26 at LVA, the team matched its season-high with 10 made three-pointers (previous: 5/23 at Las Vegas). The Mystics shot 52.6% from the field, their highest three-point percentage of the season.
- Washington has shot 38.0% or better from three-point range in six games (last: 6/26 at LVA) - posting a 5-1 record in those games.
- Mystics rookie Sonia Citron has totaled 33 three-pointers, tied for the most by a rookie in the WNBA this season. On 6/22, she matched her career-high with four three-pointers.
- On 7/8 vs. CHI she shot 2-4 from beyond the arc, her seventh game shooting 50% or better from deep this year.
- Citron has totaled 11 game this season with multiple threes.

### 2025; ROOKIES W/ 2+ 3PM

PLAYER	GAMES
K. Laksa	12
<b>S. Citron</b>	<b>11</b>
M. Akoka Makani	9
K. Westbeld	9
L. Held	6

## SHAKIRA, SHAKIRA

- On 6/20 vs. ATL, Shakira Austin recorded a career-high 28 points and added 10 rebounds for her first double-double of the season.
- She shot 13-17 from the field (.765 FG%), her second-best shooting performance in games with 10+ field goal attempts.
- Austin joins Elena Delle Donne as the only players in franchise history to record 28+ points and 10+ rebounds on 75.0% or better shooting. She's the 13th player in league history to accomplish this feat and the first since A'ja Wilson (Jul. 22, 2023).

### PLAYERS TO RECORD 28+ PTS, 10+ REB, 2+ BLK 2+ STL ON 75.0% OR BETTER SHOOTING

PLAYER	DATE	PTS	REB	STL	BLK	FG%
S. Fowles	8/12/11	28	13	2	2	84.6%
L. Cambage	7/3/18	37	10	2	2	80.0%
S. Austin	6/20/25	28	10	3	2	76.5%

## FINDING HER GROVE

- Since moving into the starting lineup on 6/17, Shakira Austin is averaging 15.8 points, 7.8 rebounds, 2.7 assists, 1.2 blocks, and 1.3 steals while shooting 47.7% from the field.
- Austin's eight game streak of 10+ points ended on 7/13 at SEA, which marked the longest such streak of her career.
- Austin has posted 10+ points and 5+ rebounds in eight games this season.
- Her performance on 7/10 vs. LVA marked Austin's fifth game this season with at least 15 points and five rebounds. The Mystics are 4-1 in those games.
- She has recorded five game this season with multiple blocks (last: 7/8 vs. CHI).
- Austin holds a defensive rating of 91.3, the fourth best defensive rating in the WNBA [min. 15 GP].



## MYSTICS IN THE FOURTH

- Washington is averaging 21.2 points in the fourth, the second most in the WNBA. The Mystics are also attempting a league-best 8.4 free throws in that period.
- The Mystics hold a net rating of 12.7 in the final frame, the best in the WNBA. The team also has a defensive rating of 94.0, second in the WNBA and an offensive rating of 106.7, third best.
- The Mystics have held an opponent to 20 or fewer points in the fourth quarter in 13 games (last: 7/13 at SEA).
- The Mystics are holding opponents to 38.3% shooting in the fourth quarter (first overall) and 21.8% from three-point territory, the best in the WNBA.
- Opponents are also averaging 3.7 assists in the final frame, tied for the fewest in the WNBA, and totaling 7.8 rebounds per game, the second fewest by an opponent.
- Sykes is averaging 6.1 points in the fourth, the most in the WNBA.

## DOING WORK IN THE PAINT

- The Mystics are averaging 38.3 points in the paint, the second most in the WNBA.
- Washington's 38.3 points are currently the most the team has averaged in franchise history (since PITP was tracked in 1998)
- Washington has now outscored their opponents in the paint 16 times this season. Washington recorded a season-high 52 points in the paint on 6/20 at ATL.
- Mystics rookie Kiki Iriafen is averaging 7.6 points in the paint, tied for the 16th most, and the most by a rookie.
- Washington is shooting 64.9% from the restricted area, fifth best in the WNBA.

### 2025; PITP LEADERS

TEAM	PPG
Indiana	40.7
Washington	38.3
Los Angeles	37.9
Seattle	37.1
Chicago	36.4

### MYSTICS; PITP AVERAGE

SEASON	PITP AVG.	RANK
2025	38.3	2nd
2024	30.2	11th
2023	31.7	12th
2022	34.1	T-6th
2021	29.7	12th
2020	30.7	11th

## POINTS OFF TURNOVERS

- The Mystics are averaging 16.1 points off turnovers, the fifth most in the WNBA.
- Washington has recored 18+ points off turnovers in eight games (last: at DAL; 6/28), posting a 7-1 record.
- Washington forced 22 turnovers, converting them into 27 points off turnovers on 6/28 at DAL, the sixth game this season the Mystics have scored 20+ points off turnovers.
- On 6/17 at CHI, the Mystics forced Chicago into 25 turnovers - the most by a Mystics opponent since Los Angeles committed 28 on May 21, 2024. Washington converted those into 40 points, a franchise record for points off turnovers. It was also the fourth most recorded in a WNBA game.

### MOST POINTS SCORED OFF TURNOVERS

POINTS	TEAM	OPP	DATE
45	IND	DET	8/15/2009
44	CON	NYL	5/17/2022
42	CON	ATL	6/11/2023
<b>40</b>	<b>WAS</b>	<b>CHI</b>	<b>6/17/2025</b>

### MYSTICS; 20+ PTS OFF TO GAMES

SEASON	GAMES	RECORD
2025	6	5-1
2024	9	4-5
2023	16	8-8
2022	10	8-2
2021	4	3-1





## THE DEFENSIVE END

- The Mystics are holding opponents to 41.8% shooting, ranked fourth in the WNBA. The Mystics are also holding opponents to 29.8% from three-point territory, the best in the league.
- Opponents are averaging the second (tied) fewest rebounds per game (32.9) and 18.2 assists, the third fewest.
- The Mystics are holding opponents to 8.0 fast break points per game, the fewest in the WNBA. Washington opponents are only scoring 32.8 points in the paint, the third fewest in the WNBA. The Mystics are also second in opp. second chance points (9.7).
- The Mystics have held an opponent to 25 or fewer points in the paint six times this season.

## FINDING HER FORM

- Over the last five games, Aaliyah Edwards is averaging 8.2 points and 4.4 rebounds while shooting 61.5% from the field.
- Edwards' 8.2 points are the most by a Mystics reserve in this span.
- On 7/13 at SEA, she led the reserves with nine points and three rebounds
- She has recorded 5+ rebounds in six games (last: 7/10 vs. LVA).

## THE LAST 10

- The Mystics are 7-3 over their last 10 games, and Washington's seven wins are tied with Minnesota for the second most wins during this span.
- Washington has won three straight games (7/8-7/13), marking the second three game win streak this season.
- The Mystics hold the second best defensive rating over the last 10 games (97.8). Washington is also holding opponents to 78.6 points during this span, third best in the WNBA.
- Washington also ranks first in points of turnovers (20.7), fourth in fast breakpoints (11.5), and second in points in the paint (39.4).
- Washington holds a 7-3 home record this season, including winning four straight.

## QUICK BITS

- Washington is fifth in rebounds per game, averaging 35.5 per game. The Mystics rank fourth in defensive rebounds per game, averaging 26.5 and fifth in offensive rebounds per game (8.9).
- The Mystics have totaled 14 "clutch games" this season, tied for the second most in the league. Washington has totaled three games with losses by three or fewer points.
- The team shot 45.0% from the field (27-60) on 7/3 at MIN, their ninth game this season shooting at least 45%.

## COMPLETING THE COMEBACK

- On 7/13 at SEA, the Mystics erased a 10-point deficit in the comeback win.
- Washington has won seven games this season in which they trailed by 10+ at any point, tied for the most in the WNBA.
- The Mystics' seven games this season are the most in a single season over the last five years.
- Washington has won five games this season after trailing at the start of the fourth quarter - a league best.

### MYSTICS; 10+ PT COMEBACKS BY SEASON

SEASON	COMEBACK WINS
2025	7
2024	4
2023	0
2022	5
2021	3



#8 Georgia Amoore

Guard • 5-7 • 3/4/01 • Kentucky/Australia

Rookie

SEASON	GP	GS	PPG	RPG	APG	SPG	BPG	MPG	FG%	3FG%	FT%		2025-26 HIGHS	CAREER HIGHS
** No Games Played 2025-26 Regular Season **														
	POINTS				REB	AST	BLK	STL						
	10+	20+	30+		10+	10+	3+	3+	DBL-DBL	TPL-DBL				
Career	--	--	--	--	--	--	--	--	--	--	--	--		
RECENT GAMES														
OPPONENT	W/L	MIN	FG-A	3P-A	FT-A	OR	DR	TR	A	PF	ST	TO	BS	PTS
7/13 at SEA	W													
7/10 vs. LVA	W													
7/8 vs. CHI	W													
7/3 at MIN	L													
6/28 at DAL	L													

**2024 SEASON HIGHLIGHTS:**

- 2024-25 Jersey Mike’s Naismith Trophy Women’s College Player of the Year Semifinalist
- 2024-25 All SEC First Team (coaches), 2024-25 All SEC First Team (USA Today), 2024-25 Second Team All- American, 2023-24 Third Team All-American, Two-Time Finalist for Lieberman Award
- Third player in Division I women’s history with 2,300+ career points and 800+ assists. The first part of her college stint was spent at Virginia Tech, where she helped her team reach the 2023 Final Four
- 2023 ACC Women’s Basketball Tournament MVP
- Ranks first in career assists (656) at Virginia Tech
- Became the first Virginia Tech Women’s Basketball athlete to record a triple-double with a 24-point, 10-rebound, 11-assist effort vs. Nebraska on Dec. 1, 2022

PTS	--	--
FGM	--	--
FGA	--	--
3FGM	--	--
3FGA	--	--
FTM	--	--
FTA	--	--
OREB	--	--
DREB	--	--
TREB	--	--
ASTS	--	--
STLS	--	--
BLKS	--	--
MINS	--	--



#0 Shakira Austin

Center • 6-5 • 25/7/00 • Mississippi/USA

3 Years Pro

SEASON	GP	GS	PPG	RPG	APG	SPG	BPG	MPG	FG%	3FG%	FT%		2025-26 HIGHS	CAREER HIGHS
2025-26	18	10	12.2	6.5	1.8	0.94	0.94	21.3	.470	.000	.653	PTS	28 at ATL 6/20/25	28 at ATL 6/20/25
	POINTS				REB	AST	BLK	STL						
	10+	20+	30+	10+	10+	3+	3+	DBL-DBL			TPL-DBL			
Career	44	5	--	16	--	2	8	12			--			
RECENT GAMES														
OPPONENT	W/L	MIN	FG-A	3P-A	FT-A	OR	DR	TR	A	PF	ST	TO	BS	PTS
7/13 at SEA	W	23:08	4-10	0-0	1-2	1	6	7	5	2	1	4	1	9
7/10 vs. LVA	W	27:07	7-16	0-0	2-2	2	6	8	2	2	1	2	1	16
7/8 vs. CHI	W	23:39	5-11	0-0	5-13	4	4	8	4	5	2	2	2	15
7/3 at MIN	L	20:40	3-5	0-0	4-5	0	5	5	2	2	0	5	0	10
6/28 at DAL	L	28:48	6-15	0-0	6-8	0	3	3	1	2	1	5	1	18
2024 SEASON HIGHLIGHTS:														
• Appeared in 12 games (11 starts) for Washington														
• Averaged career bests in points (11.8), rebounds (6.8), steals (1.3), free-throw makes (3.0), and free-throw attempts (4.5)														
• Scored in double-figures in nine of her 12 appearances and scored a season-best 24 points on Aug. 20 vs. Seattle														
• Totaled seven or more rebounds in six games														
• Grabbed 10+ rebounds on two occasions														
• Attempted a career-best 15 free-throw attempts on Aug. 20														
PTS	28 at ATL 6/20/25												28 at ATL 6/20/25	
FGM	13 at ATL 6/20/25												13 at ATL 6/20/25	
FGA	18 vs. MIN 6/24/25												18 vs. MIN 6/24/25	
3FGM	--												1 vs. NYL 5/14/24	
3FGA	2 vs. NYL 6/5/25												2 vs. NYL 6/5/25	
FTM	7 vs. DAL 6/22/25												10 vs. SEA 8/20/24	
FTA	13 vs. CHI 7/8/25												15 vs. SEA 8/20/24	
OREB	4 4 times (vs. CHI, 7/8/25)												4 10 times (vs. CHI, 7/8/25)	
DREB	9 at LVA 6/26/25												10 2 times (@ CHI, 5/26/23)	
TREB	13 at LVA 6/26/25												13 2 times (@ LVA, 6/26/25)	
ASTS	5 at SEA 7/13/25												5 at SEA 7/13/25	
STLS	3 at ATL 6/20/25												3 8 times (@ ATL, 6/20/25)	
BLKS	4 at CHI 6/17/25												5 vs. NYL 5/14/24	
MINS	32 at ATL 6/20/25												35 at MIN 5/8/22	

2024 SEASON HIGHLIGHTS:

- Appeared in 12 games (11 starts) for Washington
- Averaged career bests in points (11.8), rebounds (6.8), steals (1.3), free-throw makes (3.0), and free-throw attempts (4.5)
- Scored in double-figures in nine of her 12 appearances and scored a season-best 24 points on Aug. 20 vs. Seattle
- Totaled seven or more rebounds in six games
- Grabbed 10+ rebounds on two occasions
- Attempted a career-best 15 free-throw attempts on Aug. 20
- Totaled one double-double on the season...Had a career-high five blocks on 5/14 vs. NYL...Missed 28 games due to injury
- During the 2024-25 offseason, played for the Lunar Owls in the inaugural season of Unrivaled (2025)...In 14 games, averaged 8.4 points and 4.1 rebounds in 9.2 minutes of action...Scored a season-high 17 points on Mar. 7 vs. Rose and totaled 10+ points in four games

2025 SEASON HIGHLIGHTS:

- Made season debut on 5/18 at CON
- Posted 13 points and three rebounds off the bench on 5/28 vs. IND
- Contributed 10 points, three rebounds, and two blocks on 6/3 at IND
- Recorded a season-high 11 rebounds off the bench on 6/5 vs. NYL and added a career-high four assists. It was her 14th career performance with 10+ rebounds. Her 11 boards are the most by a reserve in the WNBA this season
- Led the bench scoring with a season-high 14 points and five rebounds on 6/8 vs. CON...Marked her first 10 point, 5 rebound game of the season
- Made first of the season of 6/17 at CHI
- Has totaled 5+ points, 5+ rebounds in 12 games
- On 6/20 at ATL, recorded a career-high 28 points and added 10 rebounds for her first double-double of the season
- Is the youngest player in WNBA history (24 y, 330d) to record at least 28 points, 10 rebounds, 2 steals, and 2 blocks while shooting 75.0% or better in a game
- Scored 20+ points in consecutive games for the first time in her career (6/20-6/22).
- Was named Eastern Conference Player of the Week for games played from June 16-22, the first time she has earned this honor in her career
- Totaled two double-doubles on the season
- On 7/8 vs. CHI, hit the game-winning free throws with 2.1 seconds remaining, finishing with 15 points, eight rebounds, four assists, two steals, and two blocks
- Scored in double figures in eight consecutive games (6/22-/7/10).



#22 Sonia Citron

Guard • 6-1 • 22/10/03 • Notre Dame/USA

Rookie

SEASON	GP	GS	PPG	RPG	APG	SPG	BPG	MPG	FG%	3FG%	FT%			
2025-26	21	21	14.4	4.9	1.9	1.00	0.29	33.6	.455	.363	.893			
	POINTS			REB	AST	BLK	STL							
	10+	20+	30+	10+	10+	3+	3+		DBL-DBL			TPL-DBL		
Career	18	3	--	2	--	--	1		2			--		
RECENT GAMES														
OPPONENT	W/L	MIN	FG-A	3P-A	FT-A	OR	DR	TR	A	PF	ST	TO	BS	PTS
7/13 at SEA	W	35:59	5-11	1-4	6-6	1	0	1	0	3	0	4	0	17
7/10 vs. LVA	W	38:25	2-10	0-4	5-5	0	5	5	0	1	0	0	0	9
7/8 vs. CHI	W	35:09	5-11	2-4	1-1	2	6	8	3	3	1	0	0	13
7/3 at MIN	L	29:28	3-7	1-3	0-0	0	4	4	0	1	0	0	1	7
6/28 at DAL	L	38:49	6-15	3-8	7-7	5	5	10	2	3	2	2	0	22
2024 SEASON HIGHLIGHTS:														
• One of just three ACC players to rank in the conference's top 20 in both blocks (0.9; 16th) and steals (1.9; 12th).														
• 2025 Cheryl Miller Award finalist, given to the best small forward in college basketball annually														
• First Team All-ACC honors and was named to the 2024-25 All-ACC Defensive Team														
• Set Notre Dame's single-season program record in free-throw percentage (91.2%) during her senior campaign (2024-25). Her 173 career three-pointers are the eighth-most in program history														
• Led Notre Dame to the 2024 ACC Tournament Championship and made the NCAA Tournament all four years, reaching the Sweet 16 each season														
2025 SEASON HIGHLIGHTS:														
• In her rookie debut, finished with 19 points (6-7 FG), two rebounds and two assists (5/16)														
• She joins Alana Beard and Shakira Austin as the only Mystics rookies to score at least 17 points on .850+ shooting														
• Is the first Mystics rookie since Shakira Austin (8/2/22–8/7/22) to score 15+ points in consecutive games (5/16-5/18)														
• Scored 10+ points in 14 consecutive games (5/16-6/22)														
• Was the first rookie in the 2025 draft class to reach 100 points														
• Posted nine career game with 10+ point, 5+ rebounds														
• Shot 50.0% or better in three straight games (6/3-6/8), and 10 times overall														
• Has made multiple three-pointers in 11 games – second-most among rookies														
• Recorded first career double-double posting a career-high 27 points to go along with a career-high 11 rebounds on 6/22 vs. DAL														
• She became the first rookie in franchise history to post a 25+ point, 10+ rebound game														
• Has recorded two double-doubles on the season														
• Became just the second rookie in Mystics history with multiple 20+ point, 10+ rebound games in a season, joining Chamique Holdsclaw (1999).														
• Scored 20+ points in three of her last four outings (6/22-6/28, becoming the first Mystic to do so since Alana Beard in September 2004														
• Was named an WNBA All-Star reserve on July 6, 2025														

	2025-26 HIGHS	CAREER HIGHS
PTS	27 vs. DAL 6/22/25	27 vs. DAL 6/22/25
FGM	9 vs. DAL 6/22/25	9 vs. DAL 6/22/25
FGA	15 at DAL 6/28/25	15 at DAL 6/28/25
3FGM	4 2 times (vs. DAL, 6/22/25)	4 2 times (vs. DAL, 6/22/25)
3FGA	8 at DAL 6/28/25	8 at DAL 6/28/25
FTM	7 at DAL 6/28/25	7 at DAL 6/28/25
FTA	7 3 times (@ DAL, 6/28/25)	7 3 times (@ DAL, 6/28/25)
OREB	5 at DAL 6/28/25	5 at DAL 6/28/25
DREB	9 vs. DAL 6/22/25	9 vs. DAL 6/22/25
TREB	11 vs. DAL 6/22/25	11 vs. DAL 6/22/25
ASTS	4 2 times (vs. CON, 6/8/25)	4 2 times (vs. CON, 6/8/25)
STLS	3 at CHI 6/17/25	3 at CHI 6/17/25
BLKS	1 6 times (@ MIN, 7/3/25)	1 6 times (@ MIN, 7/3/25)
MINS	41 vs. DAL 6/22/25	41 vs. DAL 6/22/25



#31 Stefanie Dolson

Center • 6-5 • 8/1/92 • Connecticut/USA

11 Years Pro

SEASON	GP	GS	PPG	RPG	APG	SPG	BPG	MPG	FG%	3FG%	FT%
2025-26	21	11	2.9	2.5	1.5	0.33	0.29	16.5	.307	.220	1.000
	POINTS				REB	AST	BLK	STL			
	10+		20+	30+	10+	10+	3+	3+	DBL-DBL	TPL-DBL	
Career	139		19	--	17	--	28	2	14	--	

RECENT GAMES														
OPPONENT	W/L	MIN	FG-A	3P-A	FT-A	OR	DR	TR	A	PF	ST	TO	BS	PTS
7/13 at SEA	W	18:14	2-5	1-2	0-0	1	6	7	1	0	0	1	0	5
7/10 vs. LVA	W	12:53	0-2	0-1	0-0	0	3	3	1	3	0	0	0	0
7/8 vs. CHI	W	8:47	2-5	0-1	1-1	1	1	2	1	1	0	2	0	5
7/3 at MIN	L	18:48	1-5	1-4	0-0	0	3	3	3	0	0	0	0	3
6/28 at DAL	L	5:23	0-1	0-1	0-0	0	0	0	1	2	0	1	0	0

2024 SEASON HIGHLIGHTS:

- Saw action in 39 games (all starts) for Washington
- Averaged 9.5 points, 4.9 rebounds, and 2.6 assists per game
- Averaged the most points per game since the 2018 season, most rebounds since the 2019 season, and most assists since the 2018 season
- Averaged a career-best 1.8 three-point makes on a career-high 4.0 three-point attempts per game
- Shot .465 from three-point range, her best three-point percentage since 2020
- Made 3+ 3PM in 10 games, the most in a single season in her career
- Finished the 2024 season third in 3P%
- Scored 10+ points in 16 games and 20+ points once
- Had 10+ rebounds in two games
- During the 2024-25 offseason, played for Laces in the inaugural season of Unrivaled where she posted averages of 8.5 points, 4.6 rebounds, and 1.2 assists in 13.0 minutes of action

2025 SEASON HIGHLIGHTS:

- Recorded a game-high eight assists, along with eight points and six rebounds on 5/23 at LVA...Her eight assists are tied for the second most in a game in her career
- Reached 3,000 career points on 6/5 vs. NYL
- On 7/13 at Seattle, made her 100th three-pointer as a Mystics
- Grabbed a season-high seven rebounds on 7/13 at SEA.

	2025-26 HIGHS	CAREER HIGHS
PTS	8 2 times (vs. NYL, 6/5/25)	29 vs. PHO 7/28/17
FGM	4 vs. NYL 6/5/25	13 vs. PHO 7/28/17
FGA	7 at LVA 5/23/25	21 vs. PHO 7/28/17
3FGM	2 2 times (@ LVA, 5/23/25)	6 2 times (vs. MIN, 8/17/24)
3FGA	4 2 times (@ MIN, 7/3/25)	7 5 times (vs. CON, 6/27/24)
FTM	2 2 times (@ LVA, 6/26/25)	10 at DAL 7/16/17
FTA	2 2 times (@ LVA, 6/26/25)	12 at DAL 7/16/17
OREB	2 2 times (vs. MIN, 6/24/25)	7 vs. WAS 5/24/17
DREB	6 at SEA 7/13/25	12 vs. NYL 7/9/15
TREB	7 at SEA 7/13/25	13 vs. NYL 7/9/15
ASTS	8 at LVA 5/23/25	9 vs. DAL 8/30/17
STLS	17 times (vs. MIN, 6/24/25)	3 2 times (@ LAS, 8/11/19)
BLKS	2 2 times (@ LVA, 5/23/25)	5 2 times (vs. ATL, 7/17/19)
MINS	29 at LVA 5/23/25	44 vs. LAS 8/18/17





#24 Aaliyah Edwards

Forward • 6-3 • 9/7/02 • Connecticut/Canada

1 Year Pro

SEASON	GP	GS	PPG	RPG	APG	SPG	BPG	MPG	FG%	3FG%	FT%			
2025-26	17	0	6.0	3.6	0.5	0.59	0.29	14.5	.481	.000	.591			
	POINTS				REB	AST	BLK	STL						
	10+	20+	30+	10+	10+	3+	3+	DBL-DBL	TPL-DBL					
Career	11	1	--	4	--	4	1	3	--					
RECENT GAMES														
OPPONENT	W/L	MIN	FG-A	3P-A	FT-A	OR	DR	TR	A	PF	ST	TO	BS	PTS
7/13 at SEA	W	12:08	3-4	0-0	3-6	1	2	3	0	2	0	0	0	9
7/10 vs. LVA	W	15:52	3-5	0-0	0-0	1	5	6	0	1	0	2	2	6
7/8 vs. CHI	W	16:57	4-7	0-1	0-2	1	2	3	0	4	1	0	1	8
7/3 at MIN	L	17:59	6-7	0-0	3-4	2	4	6	0	2	0	4	0	15
6/28 at DAL	L	13:27	0-3	0-1	3-4	1	3	4	0	0	0	0	1	3


**2024 SEASON HIGHLIGHTS:**

- In 34 games (17 starts) averaged 7.6 points, 5.6 rebounds, 1.4 steals, 0.8 blocks per game
- Shot .490 from the field
- Scored in 10+ points in nine games and recorded 10+ rebounds in four games
- Totaled three double-doubles on the season
- Finished the 2024 campaign ranked second in field goal percentage, fifth in points per game, seventh in steals, and third in blocks per game among rookies
- During the 2024-25 offseason, played for Team Mist in the inaugural season of Unrivaled where she averaged 7.6 points, 5.3 rebounds, and 1.1 assists in 14 games...Made it to the finals in the 1v1 tournament, falling short to Napheesa Collier

**2025 SEASON HIGHLIGHTS:**

- Made season debut on 5/25 at PHX - recording six points and seven rebounds off the bench
- Has totaled 5+ rebounds off the bench in five games
- Contributed 13 points and seven rebounds on 6/8 vs. CON
- Scored a season-high 15 points on 6-7 shooting on 7/3 at MIN

	2025-26 HIGHS	CAREER HIGHS
PTS	15 at MIN 7/3/25	23 vs. CHI 6/6/24
FGM	6 at MIN 7/3/25	10 vs. CHI 6/6/24
FGA	8 vs. CON 6/8/25	12 vs. CHI 6/6/24
3FGM	--	--
3FGA	16 times (vs. CHI, 7/8/25)	113 times (vs. CHI, 7/8/25)
FTM	3 5 times (@ SEA, 7/13/25)	5 vs. LVA 6/29/24
FTA	6 at SEA 7/13/25	8 vs. IND 6/7/24
OREB	5 vs. CON 6/8/25	5 vs. CON 6/8/25
DREB	5 3 times (vs. LVA, 7/10/25)	13 vs. CHI 6/6/24
TREB	7 2 times (vs. CON, 6/8/25)	14 vs. CHI 6/6/24
ASTS	18 times (@ LVA, 6/26/25)	4 2 times (@ DAL, 9/3/24)
STLS	110 times (vs. CHI, 7/8/25)	3 at LAS 5/21/24
BLKS	2 vs. LVA 7/10/25	4 vs. CHI 6/6/24
MINS	20 vs. CON 6/8/25	36 vs. CHI 6/6/24



#21 Emily Engstler

Forward • 6-1 • 1/5/00 • Louisville/USA

3 Years Pro

SEASON	GP	GS	PPG	RPG	APG	SPG	BPG	MPG	FG%	3FG%	FT%			
2025-26	18	0	2.4	3.2	1.2	0.44	0.50	10.1	.410	.211	.583			
	POINTS				REB	AST	BLK	STL						
	10+	20+	30+	10+	10+	3+	3+	DBL-DBL	TPL-DBL					
Career	12	1	--	3	--	6	3	2	--					
RECENT GAMES														
OPPONENT	W/L	MIN	FG-A	3P-A	FT-A	OR	DR	TR	A	PF	ST	TO	BS	PTS
7/13 at SEA	W	1:50	0-1	0-1	0-0	0	0	0	0	0	0	0	0	0
7/10 vs. LVA	W	1:35	0-0	0-0	0-0	0	0	0	0	0	0	0	0	0
7/8 vs. CHI	W	4:27	0-0	0-0	0-0	1	1	2	1	0	0	0	0	0
7/3 at MIN	L	19:30	1-4	0-3	2-2	2	3	5	0	1	1	1	1	4
6/28 at DAL	L	Inactive - Not with Team												
2024 SEASON HIGHLIGHTS:														
<ul style="list-style-type: none"><li>• Saw action in 32 games (three starts) for Washington</li><li>• Averaged a career-best 6.2 points per game</li><li>• Averaged 4.0 rebounds and 1.5 assists per game</li><li>• Attempted a career-best 1.8 three-pointers per game</li><li>• Shot .494 from the field and .474 from three-point range</li><li>• Ranked first in the WNBA in three-point percentage</li><li>• Totaled 10+ points in eight games</li><li>• Grabbed five-plus rebounds in 10 games</li><li>• Totaled 111 rebounds off the bench, the fourth most among reserve players (min. 20 games)</li></ul>														
2025 SEASON HIGHLIGHTS:														
<ul style="list-style-type: none"><li>• Recorded nine rebounds off the bench on 6/8 vs. CON</li><li>• Grabbed five rebounds on 7/3 at MIN</li></ul>														
2025-26 HIGHS														
PTS	6 at PHO 5/25/25										23 vs. DAL 6/22/24			
FGM	2 4 times (vs. NYL, 6/5/25)										8 at DAL 9/3/24			
FGA	6 at PHO 5/25/25										14 at DAL 9/3/24			
3FGM	1 4 times (vs. IND, 5/28/25)										3 4 times (vs. IND, 9/19/24)			
3FGA	3 2 times (@ MIN, 7/3/25)										6 at DAL 9/3/24			
FTM	2 2 times (@ MIN, 7/3/25)										6 vs. DAL 6/22/24			
FTA	2 5 times (@ MIN, 7/3/25)										6 vs. DAL 6/22/24			
OREB	3 2 times (@ IND, 6/3/25)										7 2 times (vs. LAS, 5/27/22)			
DREB	7 vs. CON 6/8/25										7 3 times (vs. CON, 6/8/25)			
TREB	9 vs. CON 6/8/25										13 at CHI 5/24/22			
ASTS	4 vs. IND 5/28/25										5 vs. CON 6/22/23			
STLS	1 8 times (@ MIN, 7/3/25)										3 3 times (@ PHO, 9/5/24)			
BLKS	2 vs. DAL 6/22/25										4 2 times (vs. NYL, 9/17/24)			
MINS	20 at MIN 7/3/25										35 at CHI 5/24/22			



#44 Kiki Iriafen

Forward • 6-3 • 26/8/03 • Southern California/USA

Rookie

SEASON	GP	GS	PPG	RPG	APG	SPG	BPG	MPG	FG%	3FG%	FT%
2025-26	21	21	12.1	8.5	1.4	0.71	0.14	26.8	.463	.000	.771
	POINTS				REB	AST	BLK	STL			
	10+	20+	30+	10+	10+	3+	3+	DBL-DBL	TPL-DBL		
Career	16	1	--	7	--	--	2	7	--		
RECENT GAMES											
OPPONENT	W/L	MIN	FG-A	3P-A	FT-A	OR	DR	TR	A	PF	ST
7/13 at SEA	W	24:40	5-9	0-0	0-0	3	7	10	1	4	1
7/10 vs. LVA	W	24:04	4-4	0-0	4-6	2	6	8	2	4	0
7/8 vs. CHI	W	30:37	3-11	0-0	5-7	4	6	10	2	3	0
7/3 at MIN	L	22:33	1-4	0-0	0-0	1	6	7	0	3	1
6/28 at DAL	L	29:12	1-7	0-0	6-6	2	0	2	0	4	3

2024 SEASON HIGHLIGHTS:

- Was a unanimous selection to 2025 All-Big Ten First Team and an AP All-America Third Team pick
- Averaged 18 points per game, 8.4 rebounds per game and shot 49% from the floor to help USC win the Big Ten title and reach the Elite 8
- Totaled 12 double-doubles and ranked 15<sup>th</sup> in the nation in offensive rebounds per game (4.1)
- Prior to USC, spent three seasons with Stanford, where she totaled 1,071 points and 601 rebounds in 104 games. Won the Katrina McClain Award and was named to the All-Pac-12 team for the 2023-24 season where she posted career-highs in points per game (19.4) and rebounds per game (11.0)

2025 SEASON HIGHLIGHTS:

- Scored the 6th most points by a Mystics rookie in her debut (14)
- Recorded her first career double-double with 17 points and 14 rebounds on 5/18 at CON
- Totaled 31 points and 18 rebounds through her first two career games, becoming the first rookie in Mystics history to start a season with at least 30 points and 15 rebounds
- Became the 7th rookie in WNBA history – and the first since Breanna Steward (2016)– to post 30 points and 30 rebounds across their first three games
- Recorded four consecutive double-doubles (5/18-5/25), the first Mystics rookie to accomplish this feat
- Is only the second rookie to total four double-doubles within their first five career games, following Natalie Williams (Utah Starzz), who did so in her first three-career games in 1999
- Was named Kia WNBA Rookie of the Month for games played in May
- Joined teammate Sonia Citron in scoring 10+ points in 10 consecutive games - the longest streak by teammates in WNBA history.
- Became the 13<sup>th</sup> rookie in WNBA history to post a 20+ point, 8+ rebound game on 80.0% or better shooting (6/3 at IND)
- She was the fastest rookie in Mystics history to total 100+ points and 80+ rebounds (8 games) and the quickest player to do so since Tina Charles in 2010
- Grabbed a season-high five offensive rebounds, the most by a Mystics rookie since Ariel Atkins in 2018 (5 vs Chicago, July 13, 2018)
- Recorded 10+ points, 5+ rebounds in nine consecutive games (ended: 6/15)
- On 6/22, recorded 19 points, seven rebounds, six assists and five steals...She is the first rookie in Mystics history – and the first rookie this season to record 15+ points, 5+ rebounds, 5+ assists, and 5+ steals in a game
- Has totaled seven double-doubles on the season
- Leads all WNBA rookies with 15 games with 10+ points and 5+ rebounds
- Was named an WNBA All-Star reserve on July 6, 2025
- On 7/8 tied Chamique Holdsclaw for the franchise record for most double-doubles by a rookie (6)
- Reached 50 offensive rebounds for the season on 7/8, becoming the fourth rookie in franchise history to do so before her 20th game – and the first in 26 years (joining Chamique Holdsclaw '99, Alessandra Santos de Oliveira '98, Murriel Page '98)
- On 7/13 at SEA, posted her seventh double-double of the season, surpassing Chamique Holdsclaw for the most double-doubles by a Mystics rookie in their debut season

	2025-26 HIGHS	CAREER HIGHS
PTS	20 at IND 6/3/25	20 at IND 6/3/25
FGM	9 at IND 6/3/25	9 at IND 6/3/25
FGA	14 2 times (vs. NYL, 5/30/25)	14 2 times (vs. NYL, 5/30/25)
3FGM	--	--
3FGA	2 vs. ATL 6/15/25	2 vs. ATL 6/15/25
FTM	6 3 times (@ DAL, 6/28/25)	6 3 times (@ DAL, 6/28/25)
FTA	9 vs. DAL 6/22/25	9 vs. DAL 6/22/25
OREB	6 vs. NYL 6/5/25	6 vs. NYL 6/5/25
DREB	10 2 times (@ PHO, 5/25/25)	10 2 times (@ PHO, 5/25/25)
TREB	14 at CON 5/18/25	14 at CON 5/18/25
ASTS	6 vs. DAL 6/22/25	6 vs. DAL 6/22/25
STLS	5 vs. DAL 6/22/25	5 vs. DAL 6/22/25
BLKS	1 3 times (vs. CHI, 7/8/25)	1 3 times (vs. CHI, 7/8/25)
MINS	37 vs. DAL 6/22/25	37 vs. DAL 6/22/25



#3 Sika Koné

Forward • 6-3 • 13/7/02 • SPAR Gran Canaria (Spain)/Mali

2 Years Pro

SEASON	GP	GS	PPG	RPG	APG	SPG	BPG	MPG	FG%	3FG%	FT%			
2025-26	10	0	2.1	1.7	0.5	0.00	0.00	7.1	.412	.500	.857			
	POINTS				REB	AST	BLK	STL						
	10+	20+	30+	10+	10+	3+	3+	DBL-DBL	TPL-DBL					
Career	4	1	--	1	--	--	--	--	--		--			
RECENT GAMES														
OPPONENT	W/L	MIN	FG-A	3P-A	FT-A	OR	DR	TR	A	PF	ST	TO	BS	PTS
7/13 at SEA	W													
7/10 vs. LVA	W													
7/8 vs. CHI	W													
7/3 at MIN	L	2:41	0-0	0-0	2-2	0	0	0	1	0	0	1	0	2
6/28 at DAL	L	4:33	1-2	0-0	0-0	0	0	0	0	0	0	0	0	2

- 2024 SEASON HIGHLIGHTS:**
- Appeared in 21 games off the bench for Minnesota and Washington
  - Was acquired by Washington on August 20 from Minnesota
  - Averaged 4.0 points and 2.0 rebounds...With Washington, averaged 8.6 points, 4.3 rebounds, 1.1 assists in 16.0 minutes per game
  - Shot .433 with Washington and .571 from three-point range
  - Scored in double figures in three gam es
  - Totaled a career-best 20 points on 7-10 shooting on Aug. 19 vs. Indiana

- 2025 SEASON HIGHLIGHTS:**
- Recorded four points and four assists on 6/8 vs. CON
  - On 6/26 at LVA, totaled four points in seven minutes off the bench

	2025-26 HIGHS	CAREER HIGHS
PTS	4 3 times (@ LVA, 6/26/25)	20 vs. IND 9/19/24
FGM	2 at PHO 5/25/25	7 vs. IND 9/19/24
FGA	5 at GSV 5/21/25	12 at CHI 9/11/24
3FGM	1 at LVA 6/26/25	2 2 times (@ PHO, 9/5/24)
3FGA	12 times (@ LVA, 6/26/25)	3 at PHO 9/5/24
FTM	2 2 times (@ MIN, 7/3/25)	5 vs. IND 9/19/24
FTA	2 3 times (@ MIN, 7/3/25)	6 vs. IND 9/19/24
OREB	2 vs. CON 6/8/25	3 2 times (vs. SEA, 5/17/24)
DREB	4 at PHO 5/25/25	7 2 times (@ ATL, 9/13/24)
TREB	5 at PHO 5/25/25	10 vs. MIN 9/8/23
ASTS	2 at GSV 5/21/25	3 at CHI 9/11/24
STLS	--	2 vs. CON 8/31/24
BLKS	--	1 3 times (@ ATL, 9/13/24)
MINS	14 at GSV 5/21/25	24 vs. NYL 9/17/24



#5 Jade Melbourne


Guard • 5-10 • 18/8/02 • Cranberra Capitals/Australia

2 Years Pro

SEASON	GP	GS	PPG	RPG	APG	SPG	BPG	MPG	FG%	3FG%	FT%
2025-26	20	4	6.2	2.2	2.8	0.55	0.10	23.4	.388	.321	.500
	POINTS				REB	AST	BLK	STL			
	10+	20+	30+		10+	10+	3+	3+	DBL-DBL	TPL-DBL	
Career	11	1	--	--	--	--	--	2	--	--	--
RECENT GAMES											
OPPONENT	W/L	MIN	FG-A	3P-A	FT-A	OR	DR	TR	A	PF	ST
7/13 at SEA	W	25:40	1-5	1-4	0-0	1	2	3	4	4	2
7/10 vs. LVA	W	18:02	2-4	0-0	0-0	0	2	2	5	1	0
7/8 vs. CHI	W	19:21	2-7	1-4	2-2	0	0	0	1	3	1
7/3 at MIN	L	28:28	3-9	0-5	0-0	0	2	2	4	2	0
6/28 at DAL	L										
Inactive - Injury											

- 2024 SEASON HIGHLIGHTS:
- Appeared in 37 games off the bench for the Mystics
  - Averaged career-highs in points (5.4), assists (1.6), rebounds (1.5), minutes (14.2), field goals (1.9), field goal attempts (4.5), and free-throw attempts (1.3) per game
  - Scored 10+ points in six games...Scored a career-best 21 points on 8-12 shooting on June 9 at NYL
  - Led the Mystics bench in scoring in five games this season
- 2025 SEASON HIGHLIGHTS:
- 5/16 vs. Atlanta marked her second career game with at least 10 points and 5 rebounds
  - Scored 15 points off the bench on 5/18, marking the first time in her career she has scored 10+ points in back-to-back games
  - First career start on 5/23 vs. LVA...Has started two games this season
  - Has scored 10+ points in four games
  - Recorded 3+ assists in 10 games

	2025-26 HIGHS	CAREER HIGHS
PTS	15 2 times (vs. NYL, 6/5/25)	21 at NYL 6/9/24
FGM	6 vs. NYL 6/5/25	8 at NYL 6/9/24
FGA	11 at LVA 5/23/25	12 at NYL 6/9/24
3FGM	3 at CON 5/18/25	3 2 times (@ CON, 5/18/25)
3FGA	5 4 times (@ MIN, 7/3/25)	6 at NYL 6/9/24
FTM	4 at LVA 5/23/25	5 vs. DAL 6/22/24
FTA	6 2 times (@ LVA, 5/23/25)	6 3 times (@ LVA, 5/23/25)
OREB	2 at CHI 6/17/25	2 3 times (@ CHI, 6/17/25)
DREB	7 at GSV 5/21/25	7 at GSV 5/21/25
TREB	7 at GSV 5/21/25	7 at GSV 5/21/25
ASTS	7 at GSV 5/21/25	7 at GSV 5/21/25
STLS	2 2 times (@ SEA, 7/13/25)	4 2 times (vs. IND, 9/19/24)
BLKS	1 2 times (@ SEA, 7/13/25)	1 8 times (@ SEA, 7/13/25)
MINS	36 vs. MIN 6/24/25	36 vs. MIN 6/24/25



#33 Lucy Olsen

Guard • 5-10 • 26/5/03 • Iowa/USA

Rookie

SEASON	GP	GS	PPG	RPG	APG	SPG	BPG	MPG	FG%	3FG%	FT%
2025-26	18	0	3.6	1.1	0.9	0.11	0.06	10.3	.436	.391	.889
	POINTS			REB	AST	BLK	STL				
	10+	20+	30+	10+	10+	3+	3+	DBL-DBL	TPL-DBL		
Career	2	--	--	--	--	--	--	--	--	--	--

RECENT GAMES													
OPPONENT	W/L	MIN	FG-A	3P-A	FT-A	OR	DR	TR	A	PF	ST	TO	BS
7/13 at SEA	W												
7/10 vs. LVA	W	1:52	0-0	0-0	0-0	0	0	0	0	1	0	0	0
7/8 vs. CHI	W	5:55	1-1	0-0	0-0	0	0	0	0	0	0	0	2
7/3 at MIN	L	16:52	7-10	1-2	4-4	0	1	1	3	1	0	0	19
6/28 at DAL	L	23:47	0-5	0-2	0-0	0	2	2	2	1	0	0	0

**2024 SEASON HIGHLIGHTS:**

- Transferred to Iowa for her senior season after three years at Villanova
- 2024 and 2025 honorable mention All-American, 2022 BIG EAST All-Rookie Team selection, twotime All-BIG EAST selection, and 2025 All-Big Ten First-Team selection
- Averaged 17.9 points, 3.6 rebounds, and 5.1 assists for the Hawkeyes during the 2024-25 season
- Became just the third Hawkeye since 2009 to record more than 10 or more assists in a game (joining Caitlin Clark, Sam Logic).
- Finished her collegiate career with 2,077 points, 524 rebounds, and 548 assists
- Scored 20+ points in 42 career games and led Iowa with 12 such games in 2025
- Joined Caitlin Clark as only the second Hawkeye since 2009 to record a 30+ point, 5+ rebound, 5+ assist game (32/6/7 at Nebraska on Feb. 10, 2025)
- Recorded a 12-point, 12-assist double-double in the NCAA Tournament First Round against Murray State, becoming the third Hawkeye since 2009 to have a 10+ assist double-double in an NCAA Tournament game

**2025 SEASON HIGHLIGHTS:**

- Had a then career-best game on 6/8 vs. CON, recording five points and three assists
- On 6/26 at LVA, recorded a then career-high 14 points off the bench, including three three-pointers, while logging a career-best 37 minutes
- Rrecorded a career-best and team-high 19 points on 7/3 at MIN...Went 7-10 from the field and dished three assists

	2025-26 HIGHS	CAREER HIGHS
PTS	19 at MIN 7/3/25	19 at MIN 7/3/25
FGM	7 at MIN 7/3/25	7 at MIN 7/3/25
FGA	12 at LVA 6/26/25	12 at LVA 6/26/25
3FGM	3 at LVA 6/26/25	3 at LVA 6/26/25
3FGA	7 at LVA 6/26/25	7 at LVA 6/26/25
FTM	4 at MIN 7/3/25	4 at MIN 7/3/25
FTA	4 at MIN 7/3/25	4 at MIN 7/3/25
OREB	1 3 times (@ LVA, 6/26/25)	1 3 times (@ LVA, 6/26/25)
DREB	4 at LVA 5/23/25	4 at LVA 5/23/25
TREB	5 at LVA 5/23/25	5 at LVA 5/23/25
ASTS	3 3 times (@ MIN, 7/3/25)	3 3 times (@ MIN, 7/3/25)
STLS	12 times (@ LVA, 6/26/25)	12 times (@ LVA, 6/26/25)
BLKS	1 at GSV 5/21/25	1 at GSV 5/21/25
MINS	38 at LVA 6/26/25	38 at LVA 6/26/25



#1 Sug Sutton

Guard • 5-8 • 17/12/98 • Texas-Austin/USA

3 Years Pro

SEASON	GP	GS	PPG	RPG	APG	SPG	BPG	MPG	FG%	3FG%	FT%	2025-26 HIGHS		CAREER HIGHS
2025-26	20	20	7.0	1.5	3.1	1.10	0.15	24.7	.455	.396	.680	PTS	17 at LVA 6/26/25	21 vs. LVA 6/21/23
												FGM	6 at LVA 6/26/25	9 vs. LVA 6/21/23
												FGA	12 vs. MIN 6/24/25	18 vs. LVA 9/8/23
												3FGM	3 2 times (@ LVA, 6/26/25)	4 at LVA 9/10/23
												3FGA	5 3 times (@ DAL, 6/28/25)	7 at LVA 9/10/23
												FTM	4 vs. DAL 6/22/25	6 at DAL 6/9/23
												FTA	6 vs. DAL 6/22/25	6 3 times (vs. DAL, 6/22/25)
												OREB	1 3 times (vs. MIN, 6/24/25)	2 at CON 8/31/23
												DREB	5 at ATL 6/20/25	10 vs. LVA 9/8/23
												TREB	5 at ATL 6/20/25	11 vs. LVA 9/8/23
												ASTS	6 2 times (vs. LVA, 7/10/25)	11 vs. LVA 9/8/23
												STLS	4 vs. MIN 6/24/25	4 vs. MIN 6/24/25
												BLKS	1 3 times (vs. NYL, 6/5/25)	17 times (vs. NYL, 6/5/25)
												MINS	40 at LVA 6/26/25	40 at LVA 6/26/25

RECENT GAMES														
OPPONENT	W/L	MIN	FG-A	3P-A	FT-A	OR	DR	TR	A	PF	ST	TO	BS	PTS
7/13 at SEA	W	25:43	1-5	0-1	0-2	0	1	1	4	2	1	2	0	2
7/10 vs. LVA	W	25:14	2-6	1-3	0-0	0	1	1	6	3	1	1	0	5
7/8 vs. CHI	W	22:45	3-6	1-3	2-2	0	1	1	2	2	1	1	0	9
7/3 at MIN	L					DND - Injury								
6/28 at DAL	L	30:09	5-8	2-5	0-0	0	1	1	3	2	1	2	0	12

**2024 SEASON HIGHLIGHTS:**

- Appeared in 29 games off the bench for Phoenix and Washington
- Was acquired by Washington on August 20
- Appeared in 22 games for the Mercury and In seven games for Washington, averaged 1.4 assists in 7.3 minutes per game
- Scored in double figures twice
- Scored a season-high 12 points on May 21, 2024
- Totaled three-plus assists in eight games.

**2025 SEASON HIGHLIGHTS:**

- On 5/30 vs. NYL, was a perfect from the field (2-2), three-point range (1-1), and free throw line (2-2)...Became the 11th player in Mystics history to shoot 100% from the field, three, and free-throw line in a game – and the first since Stefanie Dolson (Aug. 19, 2024)
- Scored 10 points (4-7 FG) and dished four assists on 6/8 vs. CON
- Recorded a season-high six assists on 6/17 at CHI
- Totaled seven points, five rebounds, and three assists on 6/20 at ATL
- On 6/22, scored a season-high 15 points on perfect shooting from the field (4-4 FG, 3-3 3PT) and 4-of-6 from the free-throw line
- Surpassed 500 points for her career on 6/22 vs. DAL
- Has scored 10+ points in seven games
- Recorded four steals on 6/24 vs. MIN
- Has totaled three game this season with five or more assists



#20 Brittney Sykes

Guard • 5-9 • 7/2/94 • Syracuse/USA

8 Years Pro

SEASON	GP	GS	PPG	RPG	APG	SPG	BPG	MPG	FG%	3FG%	FT%	2025-26 HIGHS		CAREER HIGHS
2025-26	18	18	17.6	3.8	4.5	1.06	0.28	32.3	.385	.340	.778	PTS	32 at CHI 6/17/25	35 vs. DAL 8/14/22
												FGM	13 at CHI 6/17/25	13 2 times (@ CHI, 6/17/25)
												FGA	24 at CHI 6/17/25	24 2 times (@ CHI, 6/17/25)
												3FGM	4 at CHI 6/17/25	5 2 times (vs. ATL, 9/8/23)
												3FGA	6 vs. ATL 5/16/25	13 vs. ATL 9/8/23
												FTM	14 vs. CON 6/8/25	14 vs. CON 6/8/25
												FTA	15 vs. CON 6/8/25	15 vs. CON 6/8/25
												OREB	2 2 times (@ CHI, 6/17/25)	5 vs. PHO 6/16/21
												DREB	7 vs. IND 5/28/25	9 7 times (vs. NYL, 5/14/24)
												TREB	9 vs. IND 5/28/25	13 vs. PHO 7/25/17
												ASTS	8 at ATL 6/20/25	10 vs. ATL 6/28/23
												STLS	3 2 times (@ CHI, 6/17/25)	7 vs. NYL 6/20/21
												BLKS	2 vs. IND 5/28/25	3 4 times (vs. CON, 8/22/23)
												MINS	39 vs. DAL 6/22/25	40 vs. ATL 8/17/21
RECENT GAMES														
OPPONENT	W/L	MIN	FG-A	3P-A	FT-A	OR	DR	TR	A	PF	ST	TO	BS	PTS
7/13 at SEA	W	32:38	7-13	0-2	5-6	1	3	4	4	3	1	2	0	19
7/10 vs. LVA	W	34:56	7-15	1-3	3-4	1	1	2	4	1	0	5	0	18
7/8 vs. CHI	W	32:23	5-12	0-2	1-3	0	4	4	4	0	2	3	0	11
7/3 at MIN	L	23:01	2-9	0-3	3-6	0	2	2	2	0	0	4	0	7
6/28 at DAL	L	25:52	3-8	0-1	0-0	0	4	4	5	4	1	2	0	6
2024 SEASON HIGHLIGHTS:														
<ul style="list-style-type: none"><li>• Saw action in 18 games (all starts) for Washington</li><li>• Averaged 12.2 points, 4.1 rebounds, 3.1 assists, and 0.9 steals per game</li><li>• Scored a season-high 28 points (12-20 FG) on Aug.23 vs. LA Sparks</li><li>• Scored in double figures on 11 occasions</li><li>• Scored 20+ points three times</li><li>• Third consecutive year that she has averaged double figure scoring</li><li>• Totaled one double-double on the seasons</li><li>• Dished five-plus assists in five games</li><li>• Was named to the 2024 FIBA 3x3 Women's AmeriCup Team that won a silver medal in San Juan, Puerto Rico</li><li>• During the 2024-25 offseason, played for Rose in the inaugural season of Unrivaled (2025)...Won a championship with the team, beating the Vinyl 62-54...Averaged 11.6 points, 3.9 rebounds, 1.8 assists in 12 games</li></ul>														
2025 SEASON HIGHLIGHTS:														
<ul style="list-style-type: none"><li>• On 5/16 vs. ATL, totaled 22 points and five assists...marked Sykes' ninth career game with 20+ points and 5+ assists...Her 22 points on 5/16 marked the most points she has scored in a season opener in her career</li><li>• Recorded 27 points on 5/18 at CON, marking the first time in her career she has posted 20+ points and 5+ assists in back-to-back games (5/16/25 and 5/18/25)</li><li>• Attempted 13 (5/16) and 12 (5/18) free throws during the first two games of the season - joining Chamique Holdsclaw (6/20/04-6/22/04) as the only players in Mystics history to attempt 12+ free throws in consecutive games</li><li>• Is the first player since Yolanda Griffith (6/10/99-6/12/99) to attempt at least 25 free throws in the first two games of a WNBA season</li><li>• Scored 20+ points in three consecutive games (5/16-5/21) and scored 30 points on 5/21, her fifth career 30+ point performance</li><li>• Hashas tallied 15+ points in 11 games, totaled nine 20+ point games and two 30+ point outings</li><li>• Her 55 made free throws through six games were the most in WNBA history over that span, breaking Cynthia Cooper's 1999 record of 50...Her 67 attempts were also the most by any player in league history through the first six game</li><li>• Reached 3,000-career points on 5/30 vs. NYL</li><li>• Attempted a career-best 15 free throw attempts on 6/8 vs. CON</li><li>• Has recorded 5+ assists in seven games</li><li>• Dished out 27 assists over her last five games (6/5-6/20), averaging 5.4 APG, tied for the second-best five-game stretch of her career (best: 5.6 APG, Aug. 4 -13, 2023)</li><li>• On 7/10 vs. LVA, knocked down 1-of-2 free throws with 4.3 seconds remaining to give Washington a two-point lead.</li></ul>														



## 2025 REGULAR SEASON MYSTICS INDIVIDUAL SINGLE-GAME HIGHS

Points	32	Brittney Sykes	at Sky	6/17
3-Pointers Made	4	Sonia Citron	at Aces	5/23
		Brittney Sykes	at Sky	6/17
		Sonia Citron	vs. Wings	6/22
Steals	5	Kiki Iriafen	vs. Wings	6/22
Rebounds	14	Kiki Iriafen	at Sun	5/18
Freethrows Made	14	Brittney Sykes	vs. Sun	6/8
Defensive Rating	99.8	Sika Koné	at Sun	5/18
Offensive Rating	99.8	Aaliyah Edwards	vs. Liberty	6/5

## 2025 REGULAR SEASON OPPONENTS INDIVIDUAL SINGLE-GAME HIGHS

Points	32	Allisha Gray	vs. Dream	6/15
3-Pointers Made	6	Allisha Gray	vs. Dream	5/16
		Allisha Gray	vs. Dream	6/15
Steals	5	Courtney Williams	at Lynx	7/3
Rebounds	18	Jonquel Jones	vs. Liberty	5/30
Freethrows Made	12	Angel Reese	vs. Sky	7/8
Defensive Rating	99.6	Chelsea Gray	at Aces	5/23
Offensive Rating	99.8	A'ja Wilson	at Aces	5/23





	WASHINGTON MYSTICS		OPPONENTS	
Points	32	Brittney Sykes at CHI 06/17/2025	32	Allisha Gray vs. ATL 06/15/2025
Points in a Quarter	17	Brittney Sykes (3rd) vs. CON 06/08/2025	14	Arike Ogunbowale (2nd) vs. DAL 06/22/2025
			14	Veronica Burton (4th) at GSV 05/21/2025
Points in a Half	20	Brittney Sykes (2nd) at CHI 06/17/2025	19	Allisha Gray (1st) vs. ATL 05/16/2025
Field Goals	13	Shakira Austin at ATL 06/20/2025	11	Napheesa Collier at MIN 07/03/2025
	13	Brittney Sykes at CHI 06/17/2025		
Field Goal Attempts	24	Brittney Sykes at CHI 06/17/2025	21	Napheesa Collier at MIN 07/03/2025
			21	Marina Mabrey at CON 05/18/2025
Field Goal Percentage	1.000	Kiki Iriafen (4-4) vs. LVA 07/10/2025	1.000	Aliyah Boston (5-5) at IND 06/03/2025
	1.000	Sug Sutton (4-4) vs. DAL 06/22/2025		
3-PT Field Goal	4	Sonia Citron vs. DAL 06/22/2025	6	Allisha Gray vs. ATL 06/15/2025
	4	Brittney Sykes at CHI 06/17/2025	6	Allisha Gray vs. ATL 05/16/2025
	4	Sonia Citron at LVA 05/23/2025		
3-PT FG Attempts	8	Sonia Citron at DAL 06/28/2025	12	Rhyne Howard vs. ATL 05/16/2025
3-PT FG Percentage	1.000	Sug Sutton (3-3) vs. DAL 06/22/2025	1.000	Kennedy Burke (4-4) vs. NYL 06/05/2025
Free Throws	14	Brittney Sykes vs. CON 06/08/2025	12	Angel Reese vs. CHI 07/08/2025
Free Throw Attempts	15	Brittney Sykes vs. CON 06/08/2025	15	Angel Reese vs. CHI 07/08/2025
Free Throw Percentage	1.000	Sonia Citron (7-7) at DAL 06/28/2025	1.000	DeWanna Bonner (9-9) vs. IND 05/28/2025
Offensive Rebounds	6	Kiki Iriafen vs. NYL 06/05/2025	6	Jessica Shepard vs. MIN 06/24/2025
			6	Kamilla Cardoso at CHI 06/17/2025
			6	Brionna Jones vs. ATL 05/16/2025
Defensive Rebounds	10	Kiki Iriafen at PHO 05/25/2025	15	Jonquel Jones vs. NYL 05/30/2025
	10	Kiki Iriafen at CON 05/18/2025		
Total Rebounds	14	Kiki Iriafen at CON 05/18/2025	18	Jonquel Jones vs. NYL 05/30/2025
Assists	8	Brittney Sykes at ATL 06/20/2025	8	Courtney Williams at MIN 07/03/2025
	8	Stefanie Dolson at LVA 05/23/2025	8	Chelsea Gray at LVA 06/26/2025
			8	Marina Mabrey vs. CON 06/08/2025
			8	Lindsay Allen at CON 05/18/2025
Steals	5	Kiki Iriafen vs. DAL 06/22/2025	5	Courtney Williams at MIN 07/03/2025
Blocks	4	Shakira Austin at CHI 06/17/2025	6	Alanna Smith vs. MIN 06/24/2025
Minutes	41:14	Sonia Citron vs. DAL 06/22/2025	41:10	Arike Ogunbowale vs. DAL 06/22/2025
Points in Paint	24	Shakira Austin at ATL 06/20/2025	20	Napheesa Collier at MIN 07/03/2025
Second Chance Points	9	Shakira Austin at ATL 06/20/2025	9	Allisha Gray vs. ATL 05/16/2025
Fast Break Points	13	Brittney Sykes at CHI 06/17/2025	8	Rachel Banham vs. CHI 07/08/2025

MYSTICS HIGHS	MYSTICS LOWS	CATEGORY	OPPONENTS HIGHS	OPPONENTS LOWS
104 vs. CON 06/08/2025	56 vs. ATL 06/15/2025	Points	92 (2) at MIN 07/03/2025	64 vs. MIN 06/24/2025
29 at LVA 06/26/2025	9 at DAL 06/28/2025	Points/1st Qtr.	28 at DAL 06/28/2025	10 at SEA 07/13/2025
28 at CON 05/18/2025	7 at PHO 05/25/2025	Points/2nd Qtr.	32 vs. NYL 06/05/2025	15 (2) vs. MIN 06/24/2025
53 at LVA 06/26/2025	22 at PHO 05/25/2025	Points/1st Half	49 vs. NYL 06/05/2025	28 at SEA 07/13/2025
30 vs. ATL 05/16/2025	10 vs. ATL 06/15/2025	Points/3rd Qtr.	31 at IND 06/03/2025	12 at CHI 06/17/2025
31 at ATL 06/20/2025	12 vs. ATL 06/15/2025	Points/4th Qtr.	29 at GSV 05/21/2025	9 vs. MIN 06/24/2025
54 vs. CON 06/08/2025	22 vs. ATL 06/15/2025	Points/2nd Half	49 at MIN 07/03/2025	27 vs. MIN 06/24/2025
36 vs. CON 06/08/2025	18 vs. ATL 06/15/2025	Field Goals	37 at MIN 07/03/2025	21 at PHO 05/25/2025
74 vs. NYL 05/30/2025	54 at PHO 05/25/2025	Field Goal Attempts	80 at MIN 07/03/2025	58 vs. MIN 06/24/2025
.571 vs. CON 06/08/2025	.284 vs. NYL 05/30/2025	Field Goal Percentage	.508 at IND 06/03/2025	.319 at GSV 05/21/2025
10 (2) at LVA 06/26/2025	1 at IND 06/03/2025	3-PT Field Goal	18 vs. ATL 06/15/2025	3 (4) vs. LVA 07/10/2025
24 at PHO 05/25/2025	10 at IND 06/03/2025	3-PT FG Attempts	42 vs. ATL 06/15/2025	10 at CHI 06/17/2025
.526 at LVA 06/26/2025	.100 at IND 06/03/2025	3-PT FG Percentage	.429 vs. ATL 06/15/2025	.120 vs. LVA 07/10/2025
28 vs. DAL 06/22/2025	9 vs. MIN 06/24/2025	Free Throws	26 vs. DAL 06/22/2025	8 vs. CON 06/08/2025
41 vs. DAL 06/22/2025	12 vs. MIN 06/24/2025	Free Throw Attempts	32 vs. DAL 06/22/2025	9 (2) at MIN 07/03/2025
.944 vs. NYL 05/30/2025	.548 vs. CHI 07/08/2025	Free Throw Percentage	1.000 at MIN 07/03/2025	.609 at IND 06/03/2025
14 vs. MIN 06/24/2025	5 (2) at MIN 07/03/2025	Offensive Rebounds	15 vs. ATL 05/16/2025	1 at IND 06/03/2025
36 at GSV 05/21/2025	18 at DAL 06/28/2025	Defensive Rebounds	37 vs. NYL 05/30/2025	16 vs. CON 06/08/2025
43 at GSV 05/21/2025	26 (2) at DAL 06/28/2025	Total Rebounds	46 vs. NYL 05/30/2025	19 at IND 06/03/2025
25 at ATL 06/20/2025	12 (2) vs. ATL 06/15/2025	Assists	24 (3) at MIN 07/03/2025	12 vs. LVA 07/10/2025
14 at CHI 06/17/2025	2 (3) vs. LVA 07/10/2025	Steals	15 at PHO 05/25/2025	4 (2) at LVA 06/26/2025
16 (21) at ATL 06/20/2025	16 (21) at ATL 06/20/2025	Team Fouls	15 (21) at MIN 07/03/2025	15 (21) at MIN 07/03/2025
32 at CON 05/18/2025	12 at MIN 07/03/2025	Personal Fouls	33 vs. DAL 06/22/2025	15 vs. NYL 05/30/2025
27 at PHO 05/25/2025	7 vs. ATL 05/16/2025	Turnovers	22 at CHI 06/17/2025	6 (2) at CON 06/08/2025
5 (3) at CHI 06/17/2025	0 (2) at LVA 06/26/2025	Blocks	8 (2) vs. MIN 06/24/2025	1 at PHO 05/25/2025
56 vs. CON 06/08/2025	22 at PHO 05/25/2025	Points in Paint	52 at MIN 07/03/2025	18 at PHO 05/25/2025
19 at ATL 06/20/2025	3 (2) at CHI 06/17/2025	Second Chance Points	23 vs. ATL 05/16/2025	2 at LVA 06/26/2025
23 at CON 05/18/2025	0 (2) vs. NYL 06/05/2025	Fast Break Points	17 vs. CON 06/08/2025	0 vs. IND 05/28/2025
38 vs. CON 06/08/2025	2 (2) at DAL 06/28/2025	Biggest Lead	35 vs. ATL 06/15/2025	0 vs. CON 06/08/2025
43 (2) at MIN 07/03/2025	1 vs. DAL 06/22/2025	Bench Points	36 at DAL 06/28/2025	9 at LVA 05/23/2025
40 at CHI 06/17/2025	3 vs. ATL 06/15/2025	Points Off Turnovers	28 at MIN 07/03/2025	3 at CHI 06/17/2025



BY MYSTICS	AN INDIVIDUAL...	BY OPPONENT
32 PTS, Brittney Sykes: (WAS W, 79-72) @ Chicago, 06/17/25	Scored 30+ points	32 PTS, Allisha Gray: (WAS L, 56-89) vs. Atlanta, 06/15/25
* Never Has Happened *	Scored 40+ points	40 PTS, A'ja Wilson: (WAS L, 89-113) @ Las Vegas, 08/11/23
15 REB, Elizabeth Williams: (WAS W, 87-75) @ Indiana, 05/31/22	Had 15+ Rebounds	15 REB, Angel Reese: (WAS W, 81-79) vs. Chicago, 07/08/25
20 REB, Krystal Thomas: (WAS L, 74-76) @ Las Vegas, 08/04/17	Had 20+ Rebounds	22 REB, Jonquel Jones: (WAS L, 76-86) vs. Connecticut, 08/29/17
* Never Has Happened *	Had 10+ Offensive Rebounds	10 OREB, Sylvia Fowles: (WAS L, 85-89) @ Chicago, 07/10/13
15 AST, Natasha Cloud: (WAS L, 75-80) vs. Atlanta, 09/08/23	Had 15+ assists	15 AST, Courtney Vandersloot: (WAS W, 89-85 (OT)) @ Chicago, 07/10/21
5 BLK, Shakira Austin: (WAS L, 80-85) vs. New York, 05/14/24	Had 5+ Blocks	6 BLK, Alanna Smith: (WAS W, 68-64) vs. Minnesota, 06/24/25
5 STL, Kiki Iriafen: (WAS W, 91-88 (OT)) vs. Dallas, 06/22/25	Had 5+ Steals	5 STL, Courtney Williams: (WAS L, 75-92) @ Minnesota, 07/03/25
13 FGM, Shakira Austin: (WAS L, 91-92) @ Atlanta, 06/20/25	Made 10+ Field Goals	11 FGM, Napheesa Collier: (WAS L, 75-92) @ Minnesota, 07/03/25
* Never Has Happened *	Made 15+ Field Goals	17 FGM, A'ja Wilson: (WAS L, 89-113) @ Las Vegas, 08/11/23
* Never Has Happened *	Made 20+ Field Goals	* Never Has Happened *
7 3FGM, Kristi Toliver: (WAS W, 100-96) vs. Atlanta, 07/19/17	Made 7+ 3-Pointers	7 3FGM, Caitlin Clark: (WAS L, 83-85) vs. Indiana, 06/07/24
10 3FGM, Ariel Atkins: (WAS L, 73-76 (OT)) vs. Atlanta, 09/15/24	10+ 3-Pointer Attempts	11 3FGM, Rhyne Howard: (WAS L, 56-89) vs. Atlanta, 06/15/25
16 FTM, Monique Currie: (WAS W, 82-77) vs. Dallas, 07/25/14	Made 15+ Free Throws	15 FTM, Katie Douglas: (WAS L, 81-85) @ Indiana, 07/28/09
5 TO, Brittney Sykes: (WAS W, 70-68) vs. Las Vegas, 07/10/25	5+ Turnovers	5 TO, Ariel Atkins: (WAS W, 81-79) vs. Chicago, 07/08/25
11 FD, Brittney Sykes: (WAS W, 90-85) @ Connecticut, 05/18/25	10+ Fouls Drawn	10 FD, Angel Reese: (WAS W, 81-79) vs. Chicago, 07/08/25
10 FGM/10 FGM, Ariel Atkins/Theresa Plaisance: (WAS W, 96-93) vs. Atlanta, 06/17/21	Two Players with 10+ Field Goals Made	12 FGM/10 FGM, Jonquel Jones/Brionna Jones: (WAS L, 75-85) vs. Connecticut, 08/31/21
5 3FGM/5 3FGM, Leilani Mitchell/Tina Charles: (WAS W, 87-83) @ Seattle, 06/22/21	Two Players with 5+ 3-Pointers Made	5 3FGM/5 3FGM, Riquna Williams/Nneka Ogumike: (WAS L, 81-98) @ Los Angeles, 07/07/19
* Never Has Happened *	Had a triple-double	14 PTS, 11 REB, 10 AST, Satou Sabally: (WAS L, 62-90) @ Dallas, 07/28/23



22 PTS, 24 REB, Chamique Holdsclaw: (WAS W, 74-70) @ Charlotte, 05/23/03	Had a 20/20 game	* Never Has Happened *
3rd period, Karlie Samuelson: (WAS L, 71-87) vs. New York, 09/17/24	Had a four-point play	4th period, Kayla Thornton: (WAS L, 74-76) @ Golden State, 05/21/25
A TEAM...		
* Never Has Happened *	Shot .600+ from the field	.617 (37-60), (WAS L, 69-101) @ Seattle, 05/25/24
37 PTS, (WAS W, 104-67) vs. Connecticut, 06/08/25	Won by 20+ points	33 PTS, (WAS L, 56-89) vs. Atlanta, 06/15/25
37 PTS, (WAS W, 104-67) vs. Connecticut, 06/08/25	Won by 30+ points	33 PTS, (WAS L, 56-89) vs. Atlanta, 06/15/25
43 PTS, (WAS W, 102-59) vs. Connecticut, 06/29/19	Won by 40+ points	* Never Has Happened *
* Never Has Happened *	Won by 50+ points	* Never Has Happened *
71 REB, (WAS W, 85-80) vs. Phoenix, 08/06/17	Had 60+ rebounds	65 REB, (WAS L, 72-89) @ Dallas, 07/02/23
* Never Has Happened *	Had 35+ assists	* Never Has Happened *
30 AST, (WAS W, 101-72) vs. New York, 08/25/19	Had 30+ assists	31 AST, (WAS L, 77-98) @ Las Vegas, 07/04/24
* Never Has Happened *	Made 50+ field goals	* Never Has Happened *
* Never Has Happened *	Made 35+ free throws	* Never Has Happened *
1st OT, (WAS W, 91-88 (OT)) vs. Dallas, 06/22/25	Overtime Win	1st OT, (WAS L, 73-76 (OT)) vs. Atlanta, 09/15/24
* Never Has Happened *	Double-Overtime Win	* Never Has Happened *
THE MYSTICS (SINGLE-SEASON)...		
8/25/2019 — 9/19/2019 (8)	Won 5 straight	--
* Never Has Happened *	Won 10 straight	--
6/16/2023 — 7/11/2023 (5)	Won 5 straight at home	--
7/21/2019 — 9/19/2019 (12)	Won 10 straight at home	--
* Never Has Happened *	Won 15 straight at home	--
8/26/2024 — 9/13/2024 (6)	Won 5 straight on road	--
* Never Has Happened *	Won 10 straight on road	--
* Never Has Happened *	Won 15 straight on road	--
7/14/2024 — 8/20/2024 (5)	Lost 5 straight	--
5/4/2024 — 6/9/2024 (14)	Lost 10 straight	--
6/27/2024 — 8/20/2024 (6)	Lost 5 straight at home	--
5/4/2024 — 6/9/2024 (8)	Lost 5 straight on road	--



DATE	OPPONENT	FORWARD	FORWARD	CENTER	GUARD	GUARD	SCORE	W/L
May 16, 2025	vs. Atlanta	#22 Sonia Citron	#44 Kiki Iriafen	#31 Stefanie Dolson	#1 Sug Sutton	#20 Brittney Sykes	94-90	W
May 18, 2025	@ Connecticut	#22 Sonia Citron	#44 Kiki Iriafen	#31 Stefanie Dolson	#1 Sug Sutton	#20 Brittney Sykes	90-85	W
May 21, 2025	@ Golden State	#22 Sonia Citron	#44 Kiki Iriafen	#31 Stefanie Dolson	#1 Sug Sutton	#20 Brittney Sykes	76-74	L
May 23, 2025	@ Las Vegas	#5 Jade Melbourne	#44 Kiki Iriafen	#31 Stefanie Dolson	#1 Sug Sutton	#22 Sonia Citron	75-72	L
May 25, 2025	@ Phoenix	#22 Sonia Citron	#44 Kiki Iriafen	#31 Stefanie Dolson	#1 Sug Sutton	#20 Brittney Sykes	68-62	L
May 28, 2025	vs. Indiana	#22 Sonia Citron	#44 Kiki Iriafen	#31 Stefanie Dolson	#1 Sug Sutton	#20 Brittney Sykes	83-77	W
May 30, 2025	vs. New York	#22 Sonia Citron	#44 Kiki Iriafen	#31 Stefanie Dolson	#1 Sug Sutton	#20 Brittney Sykes	85-63	L
Jun 3, 2025	@ Indiana	#22 Sonia Citron	#44 Kiki Iriafen	#31 Stefanie Dolson	#20 Brittney Sykes	#1 Sug Sutton	85-76	L
Jun 5, 2025	vs. New York	#22 Sonia Citron	#44 Kiki Iriafen	#31 Stefanie Dolson	#1 Sug Sutton	#20 Brittney Sykes	86-78	L
Jun 8, 2025	vs. Connecticut	#22 Sonia Citron	#44 Kiki Iriafen	#31 Stefanie Dolson	#1 Sug Sutton	#20 Brittney Sykes	104-67	W
Jun 15, 2025	vs. Atlanta	#22 Sonia Citron	#44 Kiki Iriafen	#31 Stefanie Dolson	#1 Sug Sutton	#20 Brittney Sykes	89-56	L
Jun 17, 2025	@ Chicago	#22 Sonia Citron	#44 Kiki Iriafen	#0 Shakira Austin	#1 Sug Sutton	#20 Brittney Sykes	79-72	W
Jun 20, 2025	@ Atlanta	#22 Sonia Citron	#44 Kiki Iriafen	#0 Shakira Austin	#1 Sug Sutton	#20 Brittney Sykes	92-91	L
Jun 22, 2025	vs. Dallas	#22 Sonia Citron	#44 Kiki Iriafen	#0 Shakira Austin	#1 Sug Sutton	#20 Brittney Sykes	91-88	W
Jun 24, 2025	vs. Minnesota	#22 Sonia Citron	#44 Kiki Iriafen	#0 Shakira Austin	#1 Sug Sutton	#5 Jade Melbourne	68-64	W
Jun 26, 2025	@ Las Vegas	#22 Sonia Citron	#44 Kiki Iriafen	#0 Shakira Austin	#1 Sug Sutton	#5 Jade Melbourne	94-83	W
Jun 28, 2025	@ Dallas	#22 Sonia Citron	#44 Kiki Iriafen	#0 Shakira Austin	#1 Sug Sutton	#20 Brittney Sykes	79-71	L
Jul 3, 2025	@ Minnesota	#22 Sonia Citron	#44 Kiki Iriafen	#0 Shakira Austin	#5 Jade Melbourne	#20 Brittney Sykes	92-75	L
Jul 8, 2025	vs. Chicago	#22 Sonia Citron	#44 Kiki Iriafen	#0 Shakira Austin	#1 Sug Sutton	#20 Brittney Sykes	81-79	W
Jul 10, 2025	vs. Las Vegas	#22 Sonia Citron	#44 Kiki Iriafen	#0 Shakira Austin	#1 Sug Sutton	#20 Brittney Sykes	70-68	W
Jul 13, 2025	@ Seattle	#22 Sonia Citron	#44 Kiki Iriafen	#0 Shakira Austin	#1 Sug Sutton	#20 Brittney Sykes	74-69	W
Jul 15, 2025	at Los Angeles	--	--	--	--	--	--	--
Jul 22, 2025	Los Angeles	--	--	--	--	--	--	--
Jul 26, 2025	Seattle	--	--	--	--	--	--	--
Jul 27, 2025	Phoenix	--	--	--	--	--	--	--
Jul 29, 2025	Chicago	--	--	--	--	--	--	--
Jul 31, 2025	Golden State	--	--	--	--	--	--	--
Aug 3, 2025	at Atlanta	--	--	--	--	--	--	--
Aug 5, 2025	at Chicago	--	--	--	--	--	--	--
Aug 8, 2025	at Minnesota	--	--	--	--	--	--	--
Aug 10, 2025	at Dallas	--	--	--	--	--	--	--
Aug 13, 2025	Golden State	--	--	--	--	--	--	--
Aug 15, 2025	at Indiana	--	--	--	--	--	--	--
Aug 17, 2025	Los Angeles	--	--	--	--	--	--	--
Aug 19, 2025	Connecticut	--	--	--	--	--	--	--
Aug 21, 2025	at Connecticut	--	--	--	--	--	--	--
Aug 23, 2025	Las Vegas	--	--	--	--	--	--	--
Aug 24, 2025	Seattle	--	--	--	--	--	--	--
Aug 28, 2025	at New York	--	--	--	--	--	--	--
Aug 30, 2025	at Golden State	--	--	--	--	--	--	--
Aug 31, 2025	at Los Angeles	--	--	--	--	--	--	--
Sep 4, 2025	Phoenix	--	--	--	--	--	--	--
Sep 7, 2025	Indiana	--	--	--	--	--	--	--
Sep 9, 2025	at New York	--	--	--	--	--	--	--





TEAM TREND	TTL	LAST GAME	TEAM TREND	TTL	LAST GAME
<4 Mystics w/ 10+ pts	4-8	@ SEA 7/13/25	Mystics shoot 50.0% or better	3-2	@ ATL 6/20/25
4+ Mystics w/ 10+ pts	7-2	vs. CHI 7/8/25	Opp shoots 50.0% or better	1-1	@ LVA 6/26/25
5+ Mystics w/ 10+ pts	3-0	@ LVA 6/26/25	Mystics shoot 45.0% or better	6-3	@ MIN 7/3/25
6+ Mystics w/ 10+ pts	1-0	vs. CON 6/8/25	Mystics shoot 44.0% or below	4-7	vs. LVA 7/10/25
7+ Mystics w/ 10+ pts	0-0		Mystics shoot 40.0% or below	1-6	@ DAL 6/28/25
8+ Mystics w/ 10+ pts	0-0		Opp shoots 45.0% or better	3-4	vs. CHI 7/8/25
Mystics no 20+ pt scorer	4-5	@ SEA 7/13/25	Opp shoots 40.0% or below	6-3	@ SEA 7/13/25
Opp no 20+ pt scorer	3-3	@ SEA 7/13/25	Mystics w/10+ 3-pointers made	1-1	@ LVA 6/26/25
2+ Mystics w/20+ pt scorer	1-2	vs. DAL 6/22/25	Opp w/10+ 3-pointers made	1-5	vs. ATL 6/15/25
2+ Opp w/20+ pt scorer	2-0	vs. CHI 7/8/25	Mystics w/15+ 3-pointers made	0-0	
3+ Mystics w/20+ pt scorer	0-0		Opp w/15+ 3-pointers made	0-1	vs. ATL 6/15/25
3+ Opp w/20+ pt scorer	0-0		Mystics 3FG% 40.0% or better	4-1	@ LVA 6/26/25
Mystics w/30+ pt scorer	1-1	@ CHI 6/17/25	Opp 3FG% 40.0% or better	0-1	vs. ATL 6/15/25
Opp w/30+ pt scorer	0-1	vs. ATL 6/15/25	Mystics FT% 80.0 or better	2-4	vs. LVA 7/10/25
All 5 Starters w/10+ pts	0-0		Opp FT% 80.0 or better	6-7	@ SEA 7/13/25
Opp 5 Starters w/10+ pts	0-1	@ ATL 6/20/25	Mystics FT% below 70.0	4-2	@ SEA 7/13/25
2+ reserves w/10+ pts	1-1	@ MIN 7/3/25	Opp FT% below 70.0	3-2	vs. MIN 6/24/25
Opp 2+ reserves w/10+ pts	0-2	@ DAL 6/28/25	Mystics FTM >= Opp FTA	5-3	@ SEA 7/13/25
3+ reserves w/10+ pts	0-0		Opp FTM >= Mystics FTA	1-3	vs. MIN 6/24/25
Opp 3+ reserves w/10+ pts	0-0		Mystics FG% >= Opp FG%	7-5	@ SEA 7/13/25
Mystics <20 pts. in 1st qtr	6-7	@ SEA 7/13/25	Opp FG% >= Mystics FG%	3-4	vs. CHI 7/8/25
Opp <20 pts. in 1st qtr	4-7	@ SEA 7/13/25	Mystics w/30+ FTA	4-0	vs. CHI 7/8/25
Mystics w/30+ pts in 1st qtr	0-0		Opp w/30+ FTA	1-1	vs. DAL 6/22/25
Opp w/30+ pts in 1st qtr	0-0		Mystics w/20+ asts	5-2	vs. LVA 7/10/25
Mystics under 50 pts 1st half	9-10	@ SEA 7/13/25	Opp w/20+ asts	3-5	@ MIN 7/3/25
Opp under 50 pts 1st half	11-10	@ SEA 7/13/25	Mystics w/25+ asts	0-1	@ ATL 6/20/25
Mystics 50+ pts 1st half	2-0	@ LVA 6/26/25	Opp w/25+ asts	0-0	
Opp 50+ pts 1st half	0-0		Mystics w/30+ asts	0-0	
Mystics 60+ pts in 1st half	0-0		Opp w/30+ asts	0-0	
Opp 60+ pts in 1st half	0-0		Mystics asts >= Opp asts	6-5	@ SEA 7/13/25
Mystics lead by 10+ pts	5-2	vs. CHI 7/8/25	Opp asts >= Mystics asts	3-5	vs. CHI 7/8/25
Opp leads by 10+ pts	7-8	@ SEA 7/13/25	Mystics w/12 or fewer TOs	2-1	@ LVA 6/26/25
Games decided by 10+ points	2-3	@ MIN 7/3/25	Opp w/12 or fewer TOs	3-7	vs. LVA 7/10/25
Games decided by 4-9 points	6-4	@ SEA 7/13/25	Mystics w/20+ TOs	0-2	@ MIN 7/3/25
Games decided by 3 or less points	3-3	vs. LVA 7/10/25	Opp w/20+ TOs	1-0	@ CHI 6/17/25
Both teams score 100+ pts	0-0		Mystics TO >= Opp TO	3-8	vs. LVA 7/10/25
Both teams under 100 pts	10-10	@ SEA 7/13/25	Opp TO >= Mystics TO	6-2	vs. CHI 7/8/25
Mystics score under 100 pts	10-10	@ SEA 7/13/25	Mystics w/50+ REB	1-2	vs. CON 6/8/25
Opp scores under 100 pts	11-10	@ SEA 7/13/25	Opp w/50+ REB	2-2	vs. DAL 6/22/25
Mystics score 100+ pts	1-0	vs. CON 6/8/25	Mystics REB >= Opp REB	7-7	@ SEA 7/13/25
Opp scores 100+ pts	0-0		Opp REB >= Mystics REB	4-2	@ DAL 6/28/25
Mystics score 110+ pts	0-0		Mystics w/10+ more REB than Opp	2-3	@ MIN 7/3/25
Opp scores 110+ pts	0-0		Opp w/10+ more REB than WAS	1-1	@ DAL 6/28/25
Mystics tied or lead after the 3rd qtr	6-1	vs. CHI 7/8/25	Mystics w/10+ stls	3-0	vs. MIN 6/24/25
Mystics tied or lead at halftime	6-1	@ SEA 7/13/25	Opp w/10+ stls	1-3	@ CHI 6/17/25
Mystics tied or lead after 1st qtr	6-5	@ SEA 7/13/25	2+ Mystics w/double-double	0-0	
Mystics trailing after the 3rd qtr	5-9	@ SEA 7/13/25	2+ Opp w/double-double	1-0	@ CHI 6/17/25
Mystics trailing at halftime	5-9	vs. LVA 7/10/25	3+ Mystics w/double-double	0-0	
Mystics trailing after 1st qtr	5-5	@ DAL 6/28/25	3+ Opp w/double-double	0-0	
1st game Back-to-Back	0-0		Mystics PITP >= Opp PITP	10-6	@ SEA 7/13/25
2nd game Back-to-Back	0-0		Opp PITP >= Mystics PITP	1-3	@ MIN 7/3/25
1st game after a win	5-5	@ SEA 7/13/25	Mystics 2CP >= Opp 2CP	6-5	@ SEA 7/13/25
1st game after a loss	5-5	vs. CHI 7/8/25	Opp 2CP >= Mystics 2CP	5-5	vs. LVA 7/10/25
On Monday	0-0		Mystics FB Pts >= Opp FB Pts	10-3	@ SEA 7/13/25
On Tuesday	3-1	vs. CHI 7/8/25	Opp FB Pts >= Mystics FB Pts	1-7	@ MIN 7/3/25
On Wednesday	1-1	vs. IND 5/28/25	+3 Blocks	7-4	vs. LVA 7/10/25
On Thursday	2-2	vs. LVA 7/10/25	+5 Blocks	2-1	@ CHI 6/17/25
On Friday	1-3	@ ATL 6/20/25			
On Saturday	0-1	@ DAL 6/28/25			
On Sunday	4-2	@ SEA 7/13/25			
May	3-4	vs. NYL 5/30/25			
June	5-5	@ DAL 6/28/25			
July	3-1	@ SEA 7/13/25			



MYSTICS RECORD WHEN...	OVERALL	HOME	ROAD	NUMBER OF TIMES RECORDING	POINTS	REB	AST	BLK	STL	
Outrebounding opponent	7-7	4-1	3-6		10+	20+	30+	10+	10+	3+
Outrebounded by opponent	4-2	3-1	1-1							3+
Tied in Rebounding	0-1	0-1	0-0							DD
										TD
Shooting better than opponent	7-6	5-1	2-5	Georgia Amoore	--	--	--	--	--	--
Shooting worse than opponent	4-4	2-2	2-2	Shakira Austin	11	2	--	3	--	1
Shooting same than opponent	0-0	0-0	0-0	Sonia Citron	18	3	--	2	--	1
				Stefanie Dolson	--	--	--	--	--	2
More FTM than opponent	7-5	4-1	3-4	Aaliyah Edwards	2	--	--	--	--	--
Less FTM than opponent	4-4	3-1	1-3	Emily Engstler	--	--	--	--	--	--
Same FTM than opponent	0-1	0-1	0-0	Kiki Iriafen	16	1	--	7	--	2
				Sika Koné	--	--	--	--	--	7
More 3FGM than opponent	4-2	1-0	3-2	Jade Melbourne	4	--	--	--	--	--
Less 3FGM than opponent	7-7	6-3	1-4	Lucy Olsen	2	--	--	--	--	--
Same 3FGM than opponent	0-1	0-0	0-1	Sug Sutton	7	--	--	--	--	2
				Brittney Sykes	13	9	2	--	--	2
More assists than opponent	6-5	5-1	1-4							--
Less assists than opponent	3-5	2-2	1-3							--
Same assists than opponent	2-0	0-0	2-0							--
										--
More turnovers than opponent	3-8	2-2	1-6							--
Less turnovers than opponent	6-2	5-1	1-1							--
Same turnovers than opponent	2-0	0-0	2-0							14
										--
Bench outscores opponent bench	7-3	4-0	3-3							--
Opponent bench outscores WAS	3-6	2-2	1-4							--
Bench scoring equal	1-1	1-1	0-0							--
										--
Scoring less than 80 points	4-9	2-3	2-6							--
Scoring between 80-89 points	2-0	2-0	0-0							--
Scoring between 90-99 points	4-1	2-0	2-1							1
Scoring between 100-109	1-0	1-0	0-0							7
Scoring 110 or more points	0-0	0-0	0-0							6
										--
Opponent scores less than 80	7-4	5-0	2-4							--
Opponent scores between 80-89	3-4	1-3	2-1							--
Opponent scores between 90-99	1-2	1-0	0-2							--
Opponent scores between 100-109	0-0	0-0	0-0							--
Opponent scores 110 or more	0-0	0-0	0-0							--

STARTING LINEUPS							
LAST USED	GAME	FORWARD	FORWARD CENTER	GUARD	GUARD	RECORD	
5/23	at Aces	Jade Melbourne	Kiki Iriafen	Stefanie Dolson	Sonia Citron	Sug Sutton	0-1
6/15	vs. Dream	Sonia Citron	Kiki Iriafen	Stefanie Dolson	Brittney Sykes	Sug Sutton	4-6
6/26	at Aces	Sonia Citron	Kiki Iriafen	Shakira Austin	Jade Melbourne	Sug Sutton	2-0
7/3	at Lynx	Sonia Citron	Kiki Iriafen	Shakira Austin	Brittney Sykes	Jade Melbourne	0-1
7/13	at Storm	Sonia Citron	Kiki Iriafen	Shakira Austin	Brittney Sykes	Sug Sutton	5-2





## GAMES MISSED DUE TO INJURIES/SUSPENSIONS

NAME	INJURY/ILLNESS	DATES OUT	GAMES MISSED
Georgia Amoore	ACL Injury	5/16; 5/21; 5/30; 6/15 through 6/17/25; 6/22 through 6/24/25	7
	ACL	5/18; 5/23 through 5/25/25; 6/5 through 6/8/25; 6/20; 6/26; 7/3 through 7/10/25	10
	R. ACL	5/28	1
	OUT	6/28	1
	Knee	7/13	1
Shakira Austin	Right Leg	5/16	1
	Concussion Protocol	5/23	1
Aaliyah Edwards	Low Back Contusion	5/16	1
	Back	5/18	1
	Lower Back Contusion	5/21 through 5/23/25	2
Emily Engstler	NWT	6/28	1
Jade Melbourne	OUT	6/28	1
Sug Sutton	Lower Leg	7/3	1
Brittney Sykes	Right Lower Leg	5/23; 6/24 through 6/26/25	3
TOTAL GAMES MISSED			32



			MYSTICS										OPPONENTS									
DATE	OPPONENT	W/L	BENCH PTS	AVG	INTHE PAINT	AVG	SECOND CHANCE	AVG	FAST BREAK	AVG	POINTS OFFTO	AVG	BENCH PTS	AVG	INTHE PAINT	AVG	SECOND CHANCE	AVG	FAST BREAK	AVG	POINTS OFFTO	AVG
5/16	Atlanta	W	20	20.0	36	36.0	8	8.0	8	8.0	20	20.0	13	13.0	34	34.0	23	23.0	5	5.0	4	4.0
5/18	at Connecticut	W	22	21.0	46	41.0	7	7.5	23	15.5	21	20.5	16	14.5	44	39.0	9	16.0	4	4.5	20	12.0
5/21	at Golden State	L	20	20.7	32	38.0	14	9.7	9	13.3	7	16.0	18	15.7	28	35.3	9	13.7	10	6.3	17	13.7
5/23	at Las Vegas	L	4	16.5	24	34.5	6	8.8	0	10.0	8	14.0	9	14.0	24	32.5	14	13.8	10	7.3	17	14.5
5/25	at Phoenix	L	25	18.2	22	32.0	18	10.6	7	9.4	10	13.2	21	15.4	18	29.6	5	12.0	8	7.4	14	14.4
5/28	Indiana	W	29	20.0	48	34.7	17	11.7	11	9.7	10	12.7	29	17.7	32	30.0	11	11.8	0	6.2	14	14.3
5/30	New York	L	12	18.9	26	33.4	8	11.1	16	10.6	12	12.6	21	18.1	32	30.3	10	11.6	10	6.7	15	14.4
6/3	at Indiana	L	21	19.1	48	35.3	9	10.9	2	9.5	16	13.0	24	18.9	34	30.8	7	11.0	5	6.5	19	15.0
6/5	New York	L	31	20.4	46	36.4	12	11.0	0	8.4	9	12.6	31	20.2	24	30.0	8	10.7	9	6.8	14	14.9
6/8	Connecticut	W	43	22.7	56	38.4	12	11.1	21	9.7	18	13.1	27	20.9	24	29.4	9	10.5	17	7.8	18	15.2
6/15	Atlanta	L	26	23.0	26	37.3	3	10.4	12	9.9	3	12.2	32	21.9	22	28.7	6	10.1	9	7.9	13	15.0
6/17	at Chicago	W	10	21.9	34	37.0	3	9.8	20	10.8	40	14.5	17	21.5	50	30.5	8	9.9	8	7.9	3	14.0
6/20	at Atlanta	L	9	20.9	52	38.2	19	10.5	13	10.9	15	14.5	26	21.8	40	31.2	9	9.8	10	8.1	15	14.1
6/22	Dallas	W	1	19.5	36	38.0	11	10.5	14	11.1	22	15.1	23	21.9	22	30.6	15	10.2	7	8.0	23	14.7
6/24	Minnesota	W	12	19.0	34	37.7	11	10.5	6	10.8	26	15.8	10	21.1	32	30.7	10	10.2	11	8.2	16	14.8
6/26	at Las Vegas	W	29	19.6	38	37.8	9	10.4	6	10.5	19	16.0	20	21.1	36	31.0	2	9.7	3	7.9	12	14.6
6/28	at Dallas	L	5	18.8	28	37.2	6	10.2	8	10.4	27	16.6	36	21.9	42	31.6	11	9.8	10	8.0	16	14.7
7/3	at Minnesota	L	43	20.1	36	37.1	11	10.2	10	10.3	9	16.2	26	22.2	52	32.8	13	9.9	12	8.2	28	15.4
7/8	Chicago	W	22	20.2	46	37.6	16	10.5	20	10.8	14	16.1	11	21.6	30	32.6	4	9.6	8	8.2	10	15.2
7/10	Las Vegas	W	10	19.7	44	37.9	9	10.5	8	10.7	16	16.1	19	21.5	38	32.9	10	9.7	7	8.2	14	15.1
7/13	at Seattle	W	17	19.6	48	38.4	12	10.5	10	10.7	17	16.1	12	21.0	30	32.8	11	9.7	6	8.0	15	15.1
7/15	at Los Angeles	--	--	--	--	--	--	--	--	--	--	--	--	--	--	--	--	--	--	--	--	--
7/22	Los Angeles	--	--	--	--	--	--	--	--	--	--	--	--	--	--	--	--	--	--	--	--	--
7/26	Seattle	--	--	--	--	--	--	--	--	--	--	--	--	--	--	--	--	--	--	--	--	--
7/27	Phoenix	--	--	--	--	--	--	--	--	--	--	--	--	--	--	--	--	--	--	--	--	--
7/29	Chicago	--	--	--	--	--	--	--	--	--	--	--	--	--	--	--	--	--	--	--	--	--
7/31	Golden State	--	--	--	--	--	--	--	--	--	--	--	--	--	--	--	--	--	--	--	--	--
8/3	at Atlanta	--	--	--	--	--	--	--	--	--	--	--	--	--	--	--	--	--	--	--	--	--
8/5	at Chicago	--	--	--	--	--	--	--	--	--	--	--	--	--	--	--	--	--	--	--	--	--
8/8	at Minnesota	--	--	--	--	--	--	--	--	--	--	--	--	--	--	--	--	--	--	--	--	--
8/10	at Dallas	--	--	--	--	--	--	--	--	--	--	--	--	--	--	--	--	--	--	--	--	--
8/13	Golden State	--	--	--	--	--	--	--	--	--	--	--	--	--	--	--	--	--	--	--	--	--
8/15	at Indiana	--	--	--	--	--	--	--	--	--	--	--	--	--	--	--	--	--	--	--	--	--
8/17	Los Angeles	--	--	--	--	--	--	--	--	--	--	--	--	--	--	--	--	--	--	--	--	--
8/19	Connecticut	--	--	--	--	--	--	--	--	--	--	--	--	--	--	--	--	--	--	--	--	--
8/21	at Connecticut	--	--	--	--	--	--	--	--	--	--	--	--	--	--	--	--	--	--	--	--	--
8/23	Las Vegas	--	--	--	--	--	--	--	--	--	--	--	--	--	--	--	--	--	--	--	--	--
8/24	Seattle	--	--	--	--	--	--	--	--	--	--	--	--	--	--	--	--	--	--	--	--	--
8/28	at New York	--	--	--	--	--	--	--	--	--	--	--	--	--	--	--	--	--	--	--	--	--
8/30	at Golden State	--	--	--	--	--	--	--	--	--	--	--	--	--	--	--	--	--	--	--	--	--
8/31	at Los Angeles	--	--	--	--	--	--	--	--	--	--	--	--	--	--	--	--	--	--	--	--	--
9/4	Phoenix	--	--	--	--	--	--	--	--	--	--	--	--	--	--	--	--	--	--	--	--	--
9/7	Indiana	--	--	--	--	--	--	--	--	--	--	--	--	--	--	--	--	--	--	--	--	--
9/9	at New York	--	--	--	--	--	--	--	--	--	--	--	--	--	--	--	--	--	--	--	--	--
	2025-26 TOTALS	11-10	411	19.6	806	38.4	221	10.5	224	10.7	339	16.1	441	21.0	688	32.8	204	9.7	169	8.0	317	15.1





				MYSTICS									OPPONENTS									
DATE	OPPONENT	OVERALL REC	W/L	1ST	2ND	1ST HALF	3RD	4TH	2ND HALF	1ST OT	BIGGEST LEAD	TOTAL	1ST	2ND	1ST HALF	3RD	4TH	2ND HALF	1ST OT	BIGGEST LEAD	TOTAL	POINT DIFF.
5/16	Atlanta	1-0	W	20	21	41	30	23	53	--	8	94	24	21	45	25	20	45	--	12	90	4
5/18	at Connecticut	2-0	W	13	28	41	19	30	49	--	5	90	23	23	46	19	20	39	--	15	85	5
5/21	at Golden State	2-1	L	14	16	30	16	28	44	--	9	74	11	20	31	16	29	45	--	7	76	-2
5/23	at Las Vegas	2-2	L	18	24	42	17	13	30	--	12	72	16	17	33	17	25	42	--	3	75	-3
5/25	at Phoenix	2-3	L	15	7	22	22	18	40	--	6	62	13	19	32	14	22	36	--	13	68	-6
5/28	Indiana	3-3	W	19	25	44	16	23	39	--	12	83	23	17	40	13	24	37	--	6	77	6
5/30	New York	3-4	L	17	15	32	16	15	31	--	2	63	27	17	44	22	19	41	--	22	85	-22
6/3	at Indiana	3-5	L	18	16	34	21	21	42	--	5	76	19	19	38	31	16	47	--	16	85	-9
6/5	New York	3-6	L	22	12	34	23	21	44	--	6	78	17	32	49	24	13	37	--	16	86	-8
6/8	Connecticut	4-6	W	28	22	50	28	26	54	--	38	104	21	15	36	17	14	31	--	0	67	37
6/15	Atlanta	4-7	L	13	21	34	10	12	22	--	5	56	16	29	45	23	21	44	--	35	89	-33
6/17	at Chicago	5-7	W	11	21	32	24	23	47	--	7	79	26	18	44	12	16	28	--	16	72	7
6/20	at Atlanta	5-8	L	22	16	38	22	31	53	--	7	91	24	23	47	25	20	45	--	16	92	-1
6/22	Dallas	6-8	W	27	13	40	22	22	44	7	16	91	14	31	45	24	15	39	4	10	88	3
6/24	Minnesota	7-8	W	20	19	39	15	14	29	--	7	68	22	15	37	18	9	27	--	14	64	4
6/26	at Las Vegas	8-8	W	29	24	53	26	15	41	--	22	94	25	19	44	17	22	39	--	1	83	11
6/28	at Dallas	8-9	L	9	22	31	25	15	40	--	2	71	28	17	45	19	15	34	--	24	79	-8
7/3	at Minnesota	8-10	L	24	14	38	14	23	37	--	10	75	16	27	43	27	22	49	--	19	92	-17
7/8	Chicago	9-10	W	22	18	40	16	25	41	--	11	81	19	16	35	19	25	44	--	4	79	2
7/10	Las Vegas	10-10	W	15	12	27	23	20	43	--	5	70	15	25	40	15	13	28	--	15	68	2
7/13	at Seattle	11-10	W	16	15	31	16	27	43	--	8	74	10	18	28	27	14	41	--	10	69	5
7/15	at Los Angeles	--		--	--	--	--	--	--	--	--	--	--	--	--	--	--	--	--	--	--	--
7/22	Los Angeles	--		--	--	--	--	--	--	--	--	--	--	--	--	--	--	--	--	--	--	--
7/26	Seattle	--		--	--	--	--	--	--	--	--	--	--	--	--	--	--	--	--	--	--	--
7/27	Phoenix	--		--	--	--	--	--	--	--	--	--	--	--	--	--	--	--	--	--	--	--
7/29	Chicago	--		--	--	--	--	--	--	--	--	--	--	--	--	--	--	--	--	--	--	--
7/31	Golden State	--		--	--	--	--	--	--	--	--	--	--	--	--	--	--	--	--	--	--	--
8/3	at Atlanta	--		--	--	--	--	--	--	--	--	--	--	--	--	--	--	--	--	--	--	--
8/5	at Chicago	--		--	--	--	--	--	--	--	--	--	--	--	--	--	--	--	--	--	--	--
8/8	at Minnesota	--		--	--	--	--	--	--	--	--	--	--	--	--	--	--	--	--	--	--	--
8/10	at Dallas	--		--	--	--	--	--	--	--	--	--	--	--	--	--	--	--	--	--	--	--
8/13	Golden State	--		--	--	--	--	--	--	--	--	--	--	--	--	--	--	--	--	--	--	--
8/15	at Indiana	--		--	--	--	--	--	--	--	--	--	--	--	--	--	--	--	--	--	--	--
8/17	Los Angeles	--		--	--	--	--	--	--	--	--	--	--	--	--	--	--	--	--	--	--	--
8/19	Connecticut	--		--	--	--	--	--	--	--	--	--	--	--	--	--	--	--	--	--	--	--
8/21	at Connecticut	--		--	--	--	--	--	--	--	--	--	--	--	--	--	--	--	--	--	--	--
8/23	Las Vegas	--		--	--	--	--	--	--	--	--	--	--	--	--	--	--	--	--	--	--	--
8/24	Seattle	--		--	--	--	--	--	--	--	--	--	--	--	--	--	--	--	--	--	--	--
8/28	at New York	--		--	--	--	--	--	--	--	--	--	--	--	--	--	--	--	--	--	--	--
8/30	at Golden State	--		--	--	--	--	--	--	--	--	--	--	--	--	--	--	--	--	--	--	--
8/31	at Los Angeles	--		--	--	--	--	--	--	--	--	--	--	--	--	--	--	--	--	--	--	--
9/4	Phoenix	--		--	--	--	--	--	--	--	--	--	--	--	--	--	--	--	--	--	--	--
9/7	Indiana	--		--	--	--	--	--	--	--	--	--	--	--	--	--	--	--	--	--	--	--
9/9	at New York	--		--	--	--	--	--	--	--	--	--	--	--	--	--	--	--	--	--	--	--
	2025-26 TOTALS	11-10	--	392	381	773	421	445	866	7	--	1,646	409	438	847	424	394	818	4	--	1,669	-23
	AVG/GAME	--	--	18.7	18.1	36.8	20.0	21.2	41.2	7.0	9.7	78.4	19.5	20.9	40.3	20.2	18.8	39.0	4.0	13.0	79.5	-1.1





PLAYER	MIN	FG	ATT	3FG	ATT	FT	FTA	OR	DR	TOT	AST	PF	PFD	STL	TO	BLK	PTS
Shakira Austin	32	13C	18C	--	2C	7	13	4C(4)	9	13C	5C	5(2)	9	3C	5(3)	4	28C
	Jun. 20 at ATL	Jun. 20 at ATL	Jun. 24 vs. MIN		Jun. 5 vs. NYL	Jun. 22 vs. DAL	Jul. 8 vs. CHI	Jul. 8 vs. CHI	Jun. 26 at LVA	Jun. 26 at LVA	Jul. 13 at SEA	Jul. 8 vs. CHI	Jul. 8 vs. CHI	Jun. 20 at ATL	Jul. 3 at MIN	Jun. 17 at CHI	Jun. 20 at ATL
Sonia Citron	41C	9C	15C	4C(2)	8C	7C	7C(3)	5C	9C	11C	4C(2)	5C	7C	3C	6C	1C(6)	27C
	Jun. 22 vs. DAL	Jun. 22 vs. DAL	Jun. 28 at DAL	Jun. 22 vs. DAL	Jun. 28 at DAL	Jun. 28 at DAL	Jun. 28 at DAL	Jun. 28 at DAL	Jun. 22 vs. DAL	Jun. 22 vs. DAL	Jun. 8 vs. CON	May. 25 at PHO	Jun. 22 vs. DAL	Jun. 17 at CHI	May. 25 at PHO	Jul. 3 at MIN	Jun. 22 vs. DAL
Stefanie Dolson	29	4	7	2(2)	4(2)	2(2)	2(2)	2(2)	6	7	8	5	2(3)	1(7)	3(3)	2(2)	8(2)
	May. 23 at LVA	Jun. 5 vs. NYL	May. 23 at LVA	May. 23 at LVA	Jul. 3 at MIN	Jun. 26 at LVA	Jun. 26 at LVA	Jun. 24 vs. MIN	Jul. 13 at SEA	Jul. 13 at SEA	May. 23 at LVA	Jun. 22 vs. DAL	Jul. 13 at SEA	Jun. 24 vs. MIN	Jun. 5 vs. NYL	May. 23 at LVA	Jun. 5 vs. NYL
Aaliyah Edwards	20	6	8	--	1C(6)	3(5)	6	5C	5(3)	7(2)	1(8)	4(2)	4(4)	1(10)	4(2)	2	15
	Jun. 8 vs. CON	Jul. 3 at MIN	Jun. 8 vs. CON		Jul. 8 vs. CHI	Jul. 13 at SEA	Jul. 13 at SEA	Jun. 8 vs. CON	Jul. 10 vs. LVA	Jun. 8 vs. CON	Jun. 26 at LVA	Jul. 8 vs. CHI	Jul. 13 at SEA	Jul. 8 vs. CHI	Jul. 3 at MIN	Jul. 10 vs. LVA	Jul. 3 at MIN
Emily Engstler	20	2(4)	6	1(4)	3(2)	2(2)	2(5)	3(2)	7C	9	4	4	2	1(8)	2(4)	2	6
	Jul. 3 at MIN	Jun. 5 vs. NYL	May. 25 at PHO	May. 28 vs. IND	Jul. 3 at MIN	Jul. 3 at MIN	Jul. 3 at MIN	Jun. 3 at IND	Jun. 8 vs. CON	Jun. 8 vs. CON	May. 28 vs. IND	May. 25 at PHO	Jun. 8 vs. CON	Jul. 3 at MIN	Jun. 20 at ATL	Jun. 22 vs. DAL	May. 25 at PHO
Kiki Iriafen	37C	9C	14C(2)	--	2C	6C(3)	9C	6C	10C(2)	14C	6C	6C	8C	5C	7C	1C(3)	20C
	Jun. 22 vs. DAL	Jun. 3 at IND	May. 30 vs. NYL		Jun. 15 vs. ATL	Jun. 28 at DAL	Jun. 22 vs. DAL	Jun. 5 vs. NYL	May. 25 at PHO	May. 18 at CON	Jun. 22 vs. DAL	May. 16 vs. ATL	Jun. 22 vs. DAL	Jun. 22 vs. DAL	May. 25 at PHO	Jul. 8 vs. CHI	Jun. 3 at IND
Sika Koné	14	2	5	1	1(2)	2(2)	2(3)	2	4	5	2	4	2(2)	--	2(2)	--	4(3)
	May. 21 at GSV	May. 25 at PHO	May. 21 at GSV	Jun. 26 at LVA	Jun. 26 at LVA	Jul. 3 at MIN	Jul. 3 at MIN	Jun. 8 vs. CON	May. 25 at PHO	May. 25 at PHO	May. 21 at GSV	May. 23 at LVA	Jun. 8 vs. CON		May. 21 at GSV		Jun. 26 at LVA
Jade Melbourne	36C	6	11	3C	5(4)	4	6C(2)	2C	7C	7C	7C	5C(3)	5C(2)	2(2)	5C(2)	1C(2)	15(2)
	Jun. 24 vs. MIN	Jun. 5 vs. NYL	May. 23 at LVA	May. 18 at CON	Jul. 3 at MIN	May. 23 at LVA	May. 23 at LVA	Jun. 17 at CHI	May. 21 at GSV	May. 21 at GSV	May. 21 at GSV	Jun. 20 at ATL	Jun. 3 at IND	Jul. 13 at SEA	Jun. 24 vs. MIN	Jul. 13 at SEA	Jun. 5 vs. NYL
Lucy Olsen	38C	7C	12C	3C	7C	4C	4C	1C(3)	4C	5C	3C(3)	3C	3C	1C(2)	3C	1C	19C
	Jun. 26 at LVA	Jul. 3 at MIN	Jun. 26 at LVA	Jun. 26 at LVA	Jun. 26 at LVA	Jul. 3 at MIN	Jul. 3 at MIN	Jun. 26 at LVA	May. 23 at LVA	May. 23 at LVA	Jul. 3 at MIN	May. 23 at LVA	Jul. 3 at MIN	Jun. 26 at LVA	May. 23 at LVA	May. 21 at GSV	Jul. 3 at MIN
Sug Sutton	40C	6	12	3(2)	5(3)	4	6C	1(3)	5	5	6(2)	3	5	4C	3(3)	1C(3)	17
	Jun. 26 at LVA	Jun. 26 at LVA	Jun. 24 vs. MIN	Jun. 26 at LVA	Jun. 28 at DAL	Jun. 22 vs. DAL	Jun. 22 vs. DAL	Jun. 24 vs. MIN	Jun. 20 at ATL	Jun. 20 at ATL	Jul. 10 vs. LVA	Jul. 10 vs. LVA	Jun. 22 vs. DAL	Jun. 24 vs. MIN	Jun. 24 vs. MIN	Jun. 5 vs. NYL	Jun. 26 at LVA
Brittney Sykes	39	13C	24C	4	6	14C	15C	2(2)	7	9	8	6C	11C	3(2)	7	2	32
	Jun. 22 vs. DAL	Jun. 17 at CHI	Jun. 17 at CHI	Jun. 17 at CHI	May. 16 vs. ATL	Jun. 8 vs. CON	Jun. 8 vs. CON	Jun. 17 at CHI	May. 28 vs. IND	May. 28 vs. IND	Jun. 20 at ATL	May. 18 at CON	May. 18 at CON	Jun. 17 at CHI	May. 28 vs. IND	May. 28 vs. IND	Jun. 17 at CHI
Mystics High Games	225.0	36	74	10(2)	24	28	41	14	36	54	25	32	33	14	27	5(3)	104
	Jun. 22 vs. DAL	Jun. 8 vs. CON	May. 30 vs. NYL	Jun. 26 at LVA	May. 25 at PHO	Jun. 22 vs. DAL	Jun. 22 vs. DAL	Jun. 24 vs. MIN	May. 21 at GSV	Jun. 8 vs. CON	Jun. 20 at ATL	May. 18 at CON	Jun. 22 vs. DAL	Jun. 17 at CHI	May. 25 at PHO	Jun. 17 at CHI	Jun. 8 vs. CON
Mystics Low Games	200.0(20)	18	54	1	10	9	12	5(2)	18	33	12(2)	12	15	2(3)	7	1(3)	56
	Jul. 13 at SEA	Jun. 15 vs. ATL	May. 25 at PHO	Jun. 3 at IND	Jun. 3 at IND	Jun. 24 vs. MIN	Jun. 24 vs. MIN	Jul. 3 at MIN	Jun. 28 at DAL	Jun. 28 at DAL	Jun. 15 vs. ATL	Jul. 3 at MIN	May. 30 vs. NYL	Jul. 10 vs. LVA	May. 16 vs. ATL	Jun. 24 vs. MIN	Jun. 15 vs. ATL
Opponents High Games	225.0	37	80	18	42	26	32	15	37	51(2)	24(3)	33	32	15	22	8(2)	92(2)
	Jun. 22 vs. DAL	Jul. 3 at MIN	Jul. 3 at MIN	Jun. 15 vs. ATL	Jun. 15 vs. ATL	Jun. 22 vs. DAL	Jun. 22 vs. DAL	May. 16 vs. ATL	May. 30 vs. NYL	Jun. 22 vs. DAL	Jul. 3 at MIN	Jun. 22 vs. DAL	May. 18 at CON	May. 25 at PHO	Jun. 17 at CHI	Jun. 24 vs. MIN	Jul. 3 at MIN
Opponents Low Games	200.0(20)	21	58	3(4)	10	8	9(2)	1	16	25	12	15	12	4(2)	6(2)	1	64
	Jul. 13 at SEA	May. 25 at PHO	Jun. 24 vs. MIN	Jul. 10 vs. LVA	Jun. 17 at CHI	Jun. 8 vs. CON	Jul. 3 at MIN	Jun. 3 at IND	Jun. 8 vs. CON	Jun. 8 vs. CON	Jul. 10 vs. LVA	May. 30 vs. NYL	Jul. 3 at MIN	Jun. 26 at LVA	Jul. 3 at MIN	May. 25 at PHO	Jun. 24 vs. MIN

"C" INDICATES A NEW CAREER-HIGH, "T" A TIED CAREER-HIGH.

NUMBERS IN PARENTHESES INDICATE THE NUMBER OF GAMES IN WHICH A PLAYER OR TEAM HAS REACHED A GIVEN TOTAL (IF MORE THAN ONE).



WNBA														
	PPG	FGM/G	FG%	3FGM/G	3FG%	FT%	ORPG	DRPG	RPG	APG	SPG	TOV/G	BPG	PF/G
Aces	9	12	11	7	8	*1	11	9	10	12	11	6	3 T	10
Dream	5	7	9	4	9	11	4	*1	*1	5	12	2	3 T	9
Fever	3	2	*1	8	6	12	8	6	8	6	6	7	10	2
Liberty	*1	5	4	2	4	2	12	2	6	3	*1	4	2	12
Lynx	2	*1	2	5	2	5	7	7	9	*1	4	3	*1	13
Mercury	4	4	6	*1	*1	7	6	8	7	4	2	5	9	6
Mystics	12	10	7	13	10	13	5	4	5	11	13	11	13	4
Sky	11	8	8	10	7	9	2	5	3	8	9 T	13	7	5
Sparks	6	9	5	6	5	10	9	11	11	7	5	12	11	7 T
Storm	8	3	3	9	3	8	13	12	12	2	3	*1	5	11
Sun	13	13	13	12	13	4	10	13	13	13	9 T	8 T	8	*1
Valkyries	10	11	12	3	12	6	3	3	2	10	7	8 T	12	7 T
Wings	7	6	10	11	11	3	*1	10	4	9	8	10	6	3

EASTERN CONFERENCE														
	PPG	FGM/G	FG%	3FGM/G	3FG%	FT%	ORPG	DRPG	RPG	APG	SPG	TOV/G	BPG	PF/G
Dream	3	3	5	2	4	4	2	*1	*1	2	5	*1	2	5
Fever	2	*1	*1	3	2	5	4	5	5	3	2	3	5	2
Liberty	*1	2	2	*1	*1	*1	6	2	4	*1	*1	2	*1	6
Mystics	5	5	3	6	5	6	3	3	3	5	6	5	6	3
Sky	4	4	4	4	3	3	*1	4	2	4	3 T	6	3	4
Sun	6	6	6	5	6	2	5	6	6	6	3 T	4	4	*1

WESTERN CONFERENCE														
	PPG	FGM/G	FG%	3FGM/G	3FG%	FT%	ORPG	DRPG	RPG	APG	SPG	TOV/G	BPG	PF/G
Aces	6	7	6	5	5	*1	6	4	5	7	7	4	2	5
Lynx	*1	*1	*1	3	2	3	4	2	4	*1	3	2	*1	7
Mercury	2	3	4	*1	*1	5	3	3	3	3	*1	3	5	2
Sparks	3	5	3	4	4	7	5	6	6	4	4	7	6	3 T
Storm	5	2	2	6	3	6	7	7	7	2	2	*1	3	6
Valkyries	7	6	7	2	7	4	2	*1	*1	6	5	5	7	3 T
Wings	4	4	5	7	6	2	*1	5	2	5	6	6	4	*1

OPPONENTS														
	PPG	FGM/G	FG%	3FGM/G	3FG%	FT%	ORPG	DRPG	RPG	APG	SPG	TOV/G	BPG	PF/G
Aces	9	10	10	5	9	12	5	9	9	9	2	10	2	6
Dream	8	8	7	*1 T	5	5	*1	7	2 T	5	5 T	13	3	9
Fever	6 T	5	6	*1 T	2	4	8	*1 T	*1	*1	3	5	6 T	12
Liberty	4	7	2	8	4	2	12	12	12	8	4	4	5	5
Lynx	*1	4	3	3	3	8	10	6	8	2	*1	2	*1	3
Mercury	5	2	5	7	6	11	4	11	10	7	5 T	*1	4	2
Mystics	6 T	3	4	6	*1	9	2	5	2 T	3	8	6	10	13
Sky	10	11	9	13	12 T	*1	11	*1 T	5	10	13	12	13	4
Sparks	12	13	12	12	10	13	6	3	4	11	12	9	12	11
Storm	3	6	8	4	8	6	9	10	11	4	7	3	9	*1
Sun	13	12	13	9	11	10	13	13	13	12	10	7	6 T	8
Valkyries	2	*1	*1	11	7	7	3	8	7	6	9	11	8	7
Wings	11	9	11	10	12 T	3	7	4	6	13	11	8	11	10

\* = WNBA leader | T = Tied for position





DATE TRANSACTION

MAY

May 14, 2025 ..... Waived Lauren Jensen, Ashten Prechtel, Zaay Green, and Khadijiah Cave  
May 7, 2025..... Signed Lauren Jensen to a training camp contract  
May 4, 2025..... Waived Morgan Jones  
May 4, 2025..... Waived JoJo Lacey

APRIL

April 14, 2025..... Traded Karlie Samuelson to the Minnesota Lynx for a 2026 first round pick (their own)  
April 14, 2025..... Selected Sonia Citron with the 3<sup>rd</sup> overall pick  
April 14, 2025..... Selected Kiki Iriafen with the 4<sup>th</sup> overall pick  
April 14, 2025..... Selected Georgia Amoore with the 6<sup>th</sup> overall pick  
April 14, 2025..... Selected Lucy Olsen with the 23<sup>rd</sup> overall pick  
April 14, 2025..... Selected Zaay Green with the 32<sup>nd</sup> overall pick  
April 19, 2025..... Signed Ashten Prechtel to a training camp contract  
April 19, 2025..... Signed Khadijiah Cave to a training camp contract  
April 19, 2025..... Signed Morgan Jones to a training camp contract  
April 19, 2025..... Signed JoJo Lacey to a training camp contract





**#8 GEORGIA AMOORE**  
GUARD



**#0 SHAKIRA AUSTIN**  
CENTER



**#22 SONIA CITRON**  
GUARD



**#31 STEFANIE DOLSON**  
CENTER



**#24 AALIYAH EDWARDS**  
FORWARD



**#21 EMILY ENGSTLER**  
FORWARD



**#44 KIKI IRIAFEN**  
FORWARD




**#3 SIKA KONÉ**  
FORWARD



**#5 JADE MELBOURNE**  
GUARD



**#33 LUCY OLSEN**  
GUARD



**#1 SUG SUTTON**  
GUARD



**#20 BRITTNEY SYKES**  
GUARD

## COACHING STAFF



**SYDNEY JOHNSON**  
HEAD COACH



**EMRE VATANSEVER**  
ASSISTANT COACH



**JESSIE MILLER**  
ASSISTANT COACH



**BARB TURNER**  
ASSISTANT COACH



**CLINTON CROUCH**  
PLAYER DEVELOPMENT  
LEAD