



Washington Mystics (9-10) vs. Las Vegas Aces (9-10)



Thursday, July 10th, 2025 — EagleBank Arena — 7:30 pm EDT — Regular Season Game #20 — Home Game #10

LAST GAME'S STARTERS

PLAYER / 2025-26 REGULAR SEASON AVERAGES

#1	Sug Sutton			G • 5-8 • Texas-Austin/USA • 3rd Season		
	GP/GS	PPG	RPG	APG	SPG	BPG
	18/18	7.4	1.6	2.9	1.1	0.2
#20	Brittney Sykes			G • 5-9 • Syracuse/USA • 8th Season		
	GP/GS	PPG	RPG	APG	SPG	BPG
	16/16	17.4	3.9	4.6	1.1	0.3
#22	Sonia Citron			G • 6-1 • Notre Dame/USA • Rookie		
	GP/GS	PPG	RPG	APG	SPG	BPG
	19/19	14.5	5.1	2.1	1.1	0.3
#44	Kiki Iriafen			PF • 6-3 • Southern California/USA • Rookie		
	GP/GS	PPG	RPG	APG	SPG	BPG
	19/19	12.2	8.4	1.4	0.7	0.2
#0	Shakira Austin			C • 6-5 • Mississippi/USA • 3rd Season		
	GP/GS	PPG	RPG	APG	SPG	BPG
	16/8	12.1	6.4	1.6	0.9	0.9

THE 2025 WASHINGTON MYSTICS MEDIA GUIDE IS AVAILABLE ONLINE AT HOOPSOMG.COM

2025-26 REGULAR SEASON MYSTICS RECORDS

	RECORD	HOME	ROAD	OT
OVERALL	9-10	6-3	3-7	1-0
WESTERN	3-5	2-0	1-5	1-0
EASTERN	6-5	4-3	2-2	--
	9-10	6-3	3-7	1-0
STREAKS OVERALL: WON 1 WEST: LOST 2 EAST: WON 3 : WON 1				

UPCOMING GAMES

DATE	OPPONENT	TIME (ET)	TV
Sun, Jul. 13	at SEA	6:00 pm	--
Tue, Jul. 15	at LAS	10:00 pm	--
Tue, Jul. 22	vs. LAS	7:30 pm	--
Sat, Jul. 26	vs. SEA	7:30 pm	--
Sun, Jul. 27	vs. PHO	6:00 pm	--

BROADCAST INFORMATION

TV: MNMT (Meghan McPeak, Christy Winters Scott, Ariana Prather)
RADIO: TEAM 980

GAME STATUS REPORT

Georgia Amoore - ACL Injury - OUT

UPCOMING MILESTONES

- 🏀 **Stefanie Dolson** (99) needs one more three point make to reach 100 three-pointers with the Mystics.
- 🏀 **Kiki Iriafen** (160) needs 32 more rebounds to move into fourth in Mystics records for rebounds in a rookie season.
- 🏀 **Iriafen** (6) needs one double-double to hold the franchise record for double-doubles by a rookie in their debut season (tied with Chamique Holdsclaw; 6).

MYSTICS 2025 REGULAR SEASON SCHEDULE

DATE	OPPONENT	SCORE	RECORD
5/16	vs. Dream	94-90	W 1-0
5/18	@ Sun	90-85	W 2-0
5/21	@ Valkyries	74-76	L 2-1
5/23	@ Aces	72-75	L 2-2
5/25	@ Mercury	62-68	L 2-3
5/28	vs. Fever	83-77	W 3-3
5/30	vs. Liberty	63-85	L 3-4
6/3	@ Fever	76-85	L 3-5
6/5	vs. Liberty	78-86	L 3-6
6/8	vs. Sun	104-67	W 4-6
6/15	vs. Dream	56-89	L 4-7
6/17	@ Sky	79-72	W 5-7
6/20	@ Dream	91-92	L 5-8
6/22	vs. Wings	91-88*	W 6-8
6/24	vs. Lynx	68-64	W 7-8
6/26	@ Aces	94-83	W 8-8
6/28	@ Wings	71-79	L 8-9
7/3	@ Lynx	75-92	L 8-10
7/8	vs. Sky	81-79	W 9-10
7/10	vs. Aces	7:30 pm	--
7/13	@ Storm	6:00 pm	--
7/15	@ Sparks	10:00 pm	--
7/22	vs. Sparks	7:30 pm	--
7/26	vs. Storm	7:30 pm	--
7/27	vs. Mercury	6:00 pm	--
7/29	vs. Sky	7:30 pm	--
7/31	vs. Valkyries	7:30 pm	--
8/3	@ Dream	3:00 pm	--
8/5	@ Sky	8:00 pm	--
8/8	@ Lynx	7:30 pm	--
8/10	@ Wings	4:00 pm	--
8/13	vs. Valkyries	7:30 pm	--
8/15	@ Fever	7:30 pm	--
8/17	vs. Sparks	3:00 pm	--
8/19	vs. Sun	7:30 pm	--
8/21	@ Sun	7:00 pm	--
8/23	vs. Aces	3:00 pm	--
8/24	vs. Storm	3:00 pm	--
8/28	@ Liberty	7:00 pm	--
8/30	@ Valkyries	8:30 pm	--
8/31	@ Sparks	8:00 pm	--
9/4	vs. Mercury	7:30 pm	--
9/7	vs. Fever	3:00 pm	--
9/9	@ Liberty	7:00 pm	--

QUICK HITS

BRITTNEY SYKES

- 🏀 Her 17.4 points per game are a career-best (averaged 12.2 points durin the 2024 season).
- 🏀 Has recorded 20+ points in nine games this season and 30+ points twice.
- 🏀 Is averaging a league-best 8.4 free-throw attempts per game.

SHAKIRA AUSTIN

- 🏀 Averaging 16.6 points, 7.9 rebounds, 2.5 assists, 1.3 blocks, and 1.4 steals as a starter.
- 🏀 Has totaled two double-doubles on the season and has posted six consecutive games of 10+ points.

SONIA CITRON

- 🏀 Has scored in double figures in 17 games this season and recorded three 20+ point games.
- 🏀 Currently ranks second among rookies in scoring, averaging 14.5 points per game.
- 🏀 Only rookie in the WNBA this season with multiple games of 20+ points and 10+ rebounds.

SUG SUTTON

- 🏀 Has made 18 starts...Is averaging 13.0 points, 3.4 assists, 1.6 rebounds and 1.8 steals over the last 5 games with shooting splits of .575/.579.
- 🏀 Has posted 5+ assists in four games

KIKI IRIAFEN

- 🏀 Has totaled six double-doubles on the season, the most by a rookie this season.
- 🏀 Her 12.2 points per game rank third among rookies...Her 8.4 rebounds are the fourth most in the WNBA.





NO.	PLAYER	POS.	HT.	BIRTHDATE	PRIOR TO WNBA/HOME COUNTRY	WNBA EXP.
8	Georgia Amoore	G	5-7	04/03/2001	Kentucky/Australia	R
0	Shakira Austin	C	6-5	07/25/2000	Mississippi/USA	3
22	Sonia Citron	G	6-1	10/22/2003	Notre Dame/USA	R
31	Stefanie Dolson	C	6-5	01/08/1992	Connecticut/USA	11
24	Aaliyah Edwards	F	6-3	07/09/2002	Connecticut/Canada	1
21	Emily Engstler	F	6-1	05/01/2000	Louisville/USA	3
44	Kiki Iriafen	F	6-3	08/26/2003	Southern California/USA	R
3	Sika Koné	F	6-3	07/13/2002	SPAR Gran Canaria (Spain)/Mali	2
5	Jade Melbourne	G	5-10	08/18/2002	Cranberra Capitals/Australia	2
33	Lucy Olsen	G	5-10	05/26/2003	Iowa/USA	R
1	Sug Sutton	G	5-8	12/17/1998	Texas-Austin/USA	3
20	Brittney Sykes	G	5-9	02/07/1994	Syracuse/USA	8

STAFF

HEAD COACH.....Sydney Johnson (Princeton)

ASSISTANT COACHES.....Emre Vatansever (Marmara), Jessie Miller (Univ. of Illinois Chicago), Barb Turner (Connecticut)

PLAYER DEVELOPMENT LEAD.....Clinton Crouch (Saint Francis)

ASSISTANT ATHLETIC TRAINER.....Palak Ghetiya

PHYSIOTHERAPIST.....Derrick Larkins

HEAD OF ATHLETE REHABILITATION.....Kala Flagg

DIRECTOR, ATHLETE PHYSICAL HEALTH AND PERFORMANCE.....Ellie Somers

PRONUNCIATION GUIDE

Georgia Amoore (A-more); **Sonia Citron** (Sone-yuh Sih-tron);
Kiki Iriafen (EER-ee-ah-FENN); **Sika Koné** (SEE-kuh KOH-nay);
Jade Melbourne (Mel-Bin); **Sug Sutton** (shug (like "sugar"))

STAFF PRONUNCIATIONS:

Emre Vatansever (ehm-RAY vah-TAWN-sehv-er)

NUMERICAL ROSTER

0 Shakira Austin	1 Sug Sutton
3 Sika Koné	5 Jade Melbourne
8 Georgia Amoore	20 Brittney Sykes
21 Emily Engstler	22 Sonia Citron
24 Aaliyah Edwards	31 Stefanie Dolson
33 Lucy Olsen	44 Kiki Iriafen





2025-26 REGULAR SEASON	PPG	OPP. PPG	FG%	3FG%	FT%	RPG	APG	SPG	TO	BPG
Aces	79.6	81.5	.408	.337	.846	33.1	16.9	6.79	14.4	4.63
Mystics	79.1	80.6	.430	.331	.736	35.5	17.9	6.53	15.6	2.74



2025-26 REGULAR SEASON INDIVIDUAL BESTS			2025-26 REGULAR SEASON ACES BESTS			2025-26 REGULAR SEASON TEAM		
Points	21	Sonia Citron @ LVA 6/26/25	Points	25	Jackie Young @ LVA 5/23/25	Biggest Win	11	@ LVA 6/26/25
Rebounds	13	Shakira Austin @ LVA 6/26/25, Kiki Iriafen @ LVA 5/23/25	Rebounds	12	A'ja Wilson @ LVA 5/23/25	Biggest Loss	3	@ LVA 5/23/25
Assists	8	Stefanie Dolson @ LVA 5/23/25	Assists	8	Chelsea Gray @ LVA 6/26/25			

ALL-TIME SERIES FACTS (MYSTICS, REGULAR SEASON)			ALL-TIME SERIES FACTS (OPPONENT, REGULAR SEASON)		
MYSTICS			ACES		
Largest Margin of Victory	35, July 31, 2015 (88-53)		Largest Margin of Victory	24, Aug. 11, 2023 (113-89)	
Most Points	99, Aug. 5, 2019		Most Points	113, Aug. 11, 2023	
Low Points	52, Jun. 6, 2008		Low Points	53, Jul. 31, 2015	

2025-26 REGULAR SEASON VS. ACES			2024-25 REGULAR SEASON VS. ACES			SERIES HISTORY VS. ACES			
DATE	SITE	TIME/RESULT	DATE	SITE	RESULT	ALL-TIME	STREAKS	LAST WIN	LAST LOSS
5/23/25	Las Vegas	L, 72-75	6/29/24	Washington	L, 77-88	Overall	29-33	Won 1	6/26/25 5/23/25
6/26/25	Las Vegas	W, 94-83	7/4/24	Las Vegas	L, 77-98	Home	14-16	Lost 2	8/26/23 7/14/24
7/10/25	Washington	7:30 pm	7/14/24	Washington	L, 77-89	Road	15-17	Won 1	6/26/25 5/23/25
8/23/25	Washington	3:00 pm							

SERIES NOTES

🔥 The Mystics won their last matchup in Las Vegas (6/27), defeating the Aces 94-83. That victory ended a five-game losing streak against the Aces.

🔥 Over the Mystics' last three games against the Aces, Washington has shot 52.0% from three-point range, and have held the Aces to eight or fewer three-pointers made (holding them to an average of 27.0% from long range in that span).

🔥 Mystics rookie Sonia Citron is averaging 20.0 points per game in two matchups against Las Vegas thus far this season, and Kiki Iriafen is averaging 14.5 points and 11 rebounds in against the Aces.

🔥 The Mystics lost by three points on 5/23, marking the sixth time Washington has lost by three or fewer points in series history (last: 8/15/21 at LVA).

🔥 Britney Sykes has scored in double-digits in four of her last five games against Las Vegas.

PREVIOUS MEETINGS

MYSTICS 94, ACES 83 – JUNE 26, 2025 – MICHELOB ULTRA ARENA – LAS VEGAS, NV – GAME #16 (8-8, 3-5 AWAY)																			
TEAM	1	2	3	4	OT	FINAL	FG	FGA	FG%	3FG%	FT%	OR	DR	TR	A	PF	ST	TO	BS
WAS	29	24	26	15	-	94	32	70	.457	.526	.800	9	25	34	18	13	4	9	0
LVA	25	19	17	22	-	83	33	66	.500	.261	.917	2	25	27	21	24	4	9	7
TEAM	HIGH PTS			HIGH REB			HIGH AST			TEAM	HIGH PTS			HIGH REB			HIGH AST		
WAS	S. Citron: 21			S. Austin: 13			S. Sutton: 5			LVA	A. Wilson: 22			A. Wilson: 5			C. Gray: 8		

AP -- Rookie Sonia Citron scored 21 points, Sug Sutton added 17 and the short-handed Washington Mystics beat the Las Vegas Aces 94-83 on Thursday night for their third straight victory. Washington played without leading scorer Brittney Sykes, who is averaging 19.6 points per game, for the second straight game with a right lower leg injury. Guard Jade Melbourne left in the first quarter and did not return after getting hit in the face. Lucy Olsen came off the bench and scored 14 points in 37 minutes for Washington (8-8). Shakira Austin had 13 points and 13 rebounds, and Kiki Iriafen added 12 points and nine boards. A'ja Wilson led Las Vegas (7-8) with 22 points. Chelsea Gray and Jackie Young each scored 13, and Jewell Loyd added 11. Washington opened the third quarter on a 9-0 run to take a 62-44 lead. The lead increased to 22 points, 79-57, later in the frame on Sutton's 3-pointer. Las Vegas got back in it by scoring the first nine points of the fourth to cut the deficit to 79-70. The Aces twice got within seven points, the last at 87-80 before [Austin grabbed an offensive rebound and put it in](#) with 1:31 left. Washington, which entered averaging 5.5 makes per game from 3-point range, went 10 of 19 from distance with three makes apiece from Citron, Sutton and Olsen. The Aces were 6 of 23.

ACES 75, MYSTICS 72 – MAY 23, 2025 – MICHELOB ULTRA ARENA – LAS VEGAS, NV – GAME #4 (2-2, 1-2 AWAY)																			
TEAM	1	2	3	4	OT	FINAL	FG	FGA	FG%	3FG%	FT%	OR	DR	TR	A	PF	ST	TO	BS
WAS	18	24	17	13	-	72	24	60	.400	.500	.824	6	30	36	18	18	2	17	3
LVA	16	17	17	25	-	75	24	69	.348	.242	.950	7	25	32	15	18	9	10	6
TEAM	HIGH PTS			HIGH REB			HIGH AST			TEAM	HIGH PTS			HIGH REB			HIGH AST		
WAS	S. Citron: 19			K. Iriafen: 13			S. Dolson: 8			LVA	J. Young: 25			A. Wilson: 12			A. Wilson: 5		

MYSTICS 2025 AVERAGES																							
PLAYER	GP-	MP			3FG-		3FG		OF			DE	TOT/AV	AS	AP	PF-D	ST		BL			AV	
	GS	MIN	G	FG-ATT	FG%ATT	%	FT-FTA	FT%	F	F	G	T	G	L	SPG		TO	K	BPG	PTS	G		
Sykes	16-16	514	32.1	80-216	.370	15-42	.357	104-134	.776	8	54	62/3.9	73	4.6	49-104	18	1.13	49	5	0.31	279	17.4	
Citron	19-19	630	33.2	94-201	.468	32-83	.386	56-64	.875	16	81	97/5.1	39	2.1	41-70	21	1.11	34	6	0.32	276	14.5	
Iriafen	19-19	514	27.1	86-192	.448	0-2	.000	60-77	.779	53	107	160/8.4	26	1.4	63-57	14	0.74	35	3	0.16	232	12.2	
Austin	16-8	333	20.8	74-155	.477	0-5	.000	46-71	.648	31	71	102/6.4	25	1.6	39-60	15	0.94	37	15	0.94	194	12.1	
Sutton	18-18	444	24.7	48-101	.475	20-49	.408	17-23	.739	3	25	28/1.6	52	2.9	21-23	20	1.11	28	3	0.17	133	7.4	
Melbourne	18-4	424	23.5	42-107	.393	16-49	.327	17-34	.500	8	30	38/2.1	46	2.6	47-39	9	0.50	32	1	0.06	117	6.5	
Edwards	15-0	218	14.5	32-70	.457	0-6	.000	23-38	.605	20	32	52/3.5	8	0.5	24-34	10	0.67	19	3	0.20	87	5.8	
Olsen	17-0	184	10.8	24-55	.436	9-23	.391	8-9	.889	3	16	19/1.1	16	0.9	16-9	2	0.12	6	1	0.06	65	3.8	
Dolson	19-11	315	16.6	21-68	.309	8-38	.211	5-5	1.00	8	34	42/2.2	29	1.5	52-12	7	0.37	18	6	0.32	55	2.9	
Engstler	16-0	178	11.1	16-38	.421	4-18	.222	7-12	.583	19	39	58/3.6	21	1.3	20-10	8	0.50	15	9	0.56	43	2.7	
Koné	10-0	71	7.1	7-17	.412	1-2	.500	6-7	.857	3	14	17/1.7	5	0.5	10-8	0	0.0	6	0	0.0	21	2.1	
MYSTICS	19	3,821	201.1	524-1,220	.430	105-317	.331	349-474	.736	172	503	675/35.5	340	17.9	382-42	124	6.53	279	52	2.74	1,50	79.1	
OPPONENTS	19	3,821	201.1	530-1,253	.423	149-489	.305	323-40	.801	149	482	631/33.2	358	18.8	426-38	152	8.00	24	86	4.53	1,532	80.6	

SINGLE GAME HIGHS																				
PLAYER	MIN	FG	ATT	FG%	3FG	ATT	3FG%	FT	FTA	FT%	OFF	DEF	TOT	AST	PF	FD	STL	TO	BLK	PTS
Sug Sutton	40	6	12	1.000 (3)	3 (2)	5 (3)	1.000 (2)	4	6	1.000 (5)	1 (3)	5	5	6	2 (6)	5	4	3 (3)	1 (3)	17
Sika Koné	14	2	5	1.000 (3)	1	1 (2)	1.000	2 (2)	2 (3)	1.000 (3)	2	4	5	2	4	2 (2)	--	2 (2)	--	4 (3)
Jade Melbourne	36	6	11	1.000	3	5 (4)	.750	4	6 (2)	1.000 (3)	2	7	7	7	5 (3)	5 (2)	2	5 (2)	1	15 (2)
Brittney Sykes	39	13	24	.615	4	6	1.000	14	15	.933	2 (2)	7	9	8	6	11	3 (2)	7	2	32
Emily Engstler	20	2 (4)	6	1.000 (2)	1 (4)	3 (2)	1.000 (3)	2 (2)	2 (5)	1.000 (2)	3 (2)	7	9	4	4	2	1 (8)	2 (4)	2	6
Sonia Citron	41	9	15	.857	4 (2)	8	1.000	7	7 (3)	1.000 (10)	5	9	11	4 (2)	5	7	3	6	1 (6)	27
Stefanie Dolson	29	4	7	.667	2 (2)	4 (2)	1.000	2 (2)	2 (2)	1.000 (3)	2 (2)	5	6	8	5	2 (2)	1 (7)	3 (3)	2 (2)	8 (2)
Lucy Olsen	38	7	12	1.000 (4)	3	7	1.000 (3)	4	4	1.000 (3)	1 (3)	4	5	3 (3)	3	3	1 (2)	3	1	19
Kiki Iriafen	37	9	14 (2)	.818	--	2	--	6 (3)	9	1.000 (5)	6	10 (2)	14	6	6	8	5	7	1 (3)	20
Shakira Austin	32	13	18	1.000	--	2	--	7	13	1.000	4 (4)	9	13	4 (2)	5 (2)	9	3	5 (3)	4	28
Aaliyah Edwards	20	6	8	1.000	--	1 (6)	--	3 (4)	5	1.000 (2)	5	5 (2)	7 (2)	1 (8)	4 (2)	4 (3)	1 (10)	4 (2)	1 (3)	15
MYSTICS	225	36	74	.571	10 (2)	24	.526	28	41	.944	14	36	54	25	32	33	14	27	5 (3)	104
OPPONENTS	225	37	80	.508	18	42	.429	26	32	1.000	15	37	51 (2)	24 (3)	33	32	15	22	8 (2)	92 (2)



Team:

- The Mystics are set to play 44 regular season games for the first time in league history. The 44-game season is an increase from the WNBA's 40-game season the past two years.
- Washington will appear on national TV (ESPN3, CBSSN, ION, NBA TV) 17 times this season.
- Washington has 10 afternoon games this season, with seven of the 10 games having a 3:00 p.m. tip-time.
- The Mystics will play four games away from CareFirst Arena this season. Washington's annual Camp Day game will be played on Tuesday, July 8 at Eagle Bank Arena in Fairfax, VA. The Mystics will also play two games at CRF Bank Arena in Baltimore, MD.
- Washington's opening night roster has four rookies, the most since 2011 (four rookies).
- Washington holds four international players on their opening night roster (Australia, Mali/Spain, Canada), the second consecutive season the Mystics have held four or more players on their opening night roster.
 - This marks the fourth consecutive year (2022-25) Washington's opening night roster has held an international player.
- The Mystics' opening night roster had an average age of 24-348 which ranked as the youngest in the WNBA. This marked the youngest roster Washington has had on opening night since 2016 (24-183).
- All but two of Washington's players have three or fewer years of experience. Veterans Stefanie Dolson (11 seasons) and Brittney Sykes (8 seasons) are the only players on the roster with four-plus years of service.
- The Mystics aim to average 20+ assists per game for the fourth time in franchise history, having previously accomplished the feat in 2024, 2022, and 2019. Washington averaged 21.6 assists per game in 2023.
- The Mystics averaged 7.3 steals per game in 2024 and will look to record seven or more steals per game for the 20th time in franchise history — and for the fifth time since 2020.
- Washington is targeting a top-five finish in pace for the first time since the 2013 season, when they ranked fourth (93.29; 4th).
- The Mystics are looking to average 20.0 free throw attempts per game, the first time since the 2017 season (21.4).

Individual:

- Veteran center **Stefanie Dolson** looks to build on her three-point success from last season. Dolson shot 46.5% from beyond the arc in 2024, the third-highest percentage in the league, and the second consecutive season she has shot at least 40.0% from three-point territory.
 - Her 72 three-point makes in 2024 were the most by any center.
 - Dolson totaled at least 300 points, 150 rebounds, 100 assists, and 50 three-pointers last season, joining T. Catchings (2012) and J. Loyd (2024) as the only players to amass those benchmarks in the 10th or later season of their career.
 - At the age of 33, Dolson would become the oldest player in WNBA history to record those totals in a single season.
- Veteran guard **Brittney Sykes** aims to finish top five in steals per game. Sykes has averaged at least 1.5 steals per game in four seasons.



- Since 2020, only A. Ogunbowale (DAL), B. Stewart (NYL), and A. Thomas (PHX) have also averaged 1.5+ steals per game in four seasons.
 - Sykes averaged 12.2 points per game during the 2024 season, marking her third consecutive season averaging double digits.
 - She looks to become the third Mystic to average at least 10.0 points and 3.0 assists in three or more seasons, joining Alana Beard (4) and Kristi Toliver (3).
- Center **Shakira Austin** is coming off a career-best season, posting career highs in points (11.8), steals (1.3), and both free throw attempts (4.5) and makes (3.0).
 - In 2025, she aims to average at least 12.0 points and 7.0 rebounds, which would make her the seventh Mystic in franchise history to reach those averages.
- Forward **Aaliyah Edwards** averaged 7.6 points and 5.6 rebounds per game on .490 shooting during her rookie campaign.
 - She aims to become just the third Mystic (joining Shakira Austin, 2022-2023 and Murriel Page, 1998-1999) to average at least 7.0 points and 5.0 rebounds while shooting at least 47.5% in each of her first two seasons.
 - Edwards also looks to finish among the top five rebounders in her sophomore class.
- Rookie Watch:
 - The Mystics aim to have a rookie average at least 8.0 points per game during the 2025 season. If accomplished, it would mark the 13th rookie in franchise history to do so, and the first since Shakira Austin (2022).
 - Only six rookies in Mystics history have averaged 10.0+ points per game, with the last coming in 2018 (A. Atkins).
- Washington is also targeting a rookie average 3.0 assists per game – which would be just the seventh time in team history that a rookie reached that assist mark (last: Natasha Cloud, 2015).
- For the second consecutive season, the Mystics look to have a rookie average 5.0 rebounds per game.
 - Since 2020, Washington has had two rookies achieve this feat. The Mystics would join Chicago and Indiana as the only teams since 2020 to have at least three rookies average 5.0 rebounds in their debut seasons.



MYSTIC BLOOM: THE YOUTH MOVEMENT

- The Mystics made key strides toward its future in the 2025 WNBA Draft, selecting three players in the first round – Sonia Citron (3rd overall), Kiki Iriafen (4th overall), and Georgia Amoore (6th overall) – the most first-round selections in franchise history.
- Washington had the youngest opening night roster in the WNBA, 24-348, which marked the youngest roster Washington has had on opening night since 2016 (24-183).
- All but two players on the roster, veterans Stefanie Dolson (11 seasons) and Brittney Sykes (8 seasons), have three or fewer years of WNBA experience.
- The Mystics have an average of 3.6 years of WNBA experience on their current roster and has a total of 1,130 regular season games played among their 12 roster players, marking the fewest total regular season games played by a team this season.

LAST 5 SEASONS WASHINGTON’S AVERAGE AGE & EXPERIENCE (OPENING NIGHT)

Year	Exp. (Service)	Age	No. Rookies on Roster
2025	2.8	24-348	4 (Citron, Iriafen, Amoore, Olsen)
2024	4.5	27-348	2 (Edwards, Van Loo)
2023	6.2	29-245	1 (Meng)
2022	4.7	28-139	3 (Austin, Benzan, Machida)
2021	5.5	28-255	0

WASHINGTON MYSTICS 2025 ROOKIES



Sonia Citron
3rd Overall



Kiki Iriafen
4th Overall



Georgia Amoore
6th Overall



Lucy Olsen
23rd Overall

2025 OPENING NIGHT ROSTERS BY AGE & EXPERIENCE

TEAM	AGE	TEAM	EXP.
WAS	24-349	WAS	2.75
DAL	25-295	DAL	3.08
CON	27-244	CON	3.31
ATL	27-288	PHX	3.38
MIN	27-332	NYL	4.33

ROOKIE DEBUT

- Rookie Sonia Citron finished with 19 points (6-7 FG), two rebounds, and two assists in her debut on 5/16 vs. ATL. Her 19 points tied Nikki McCray (6/11/1998 @ CHA) for the second-most in a rookie debut in franchise history.
- Citron is the first rookie since Diamond Miller (9/8/2023) to record at least 17 points on .850+ shooting. She joins Alana Beard and Shakira Austin as the only Mystics rookies to accomplish this feat.
- Kiki Iriafen contributed 14 points. Citron (19) and Iriafen (14) became the second rookie duo in Mystics history to score in double figures in their career debuts, joining Chamique Holdsclaw & Shalonda Enis (6/10/1999 vs. Charlotte).

MYSTICS; MOST POINTS IN ROOKIE DEBUT

RANK	PLAYER	POINTS	SEASON
1.	Stacey Dales	23	2002
2.	Sonia Citron	19	2025
2.	Nikki McCray	19	1998
4.	Chamique Holdsclaw	18	1999
5.	Marissa Coleman	16	2009
6.	KiKi Iriafen	14	2025

ROOKIES & SEASONED VETS

- Washington's roster has totaled 1,130 regular season games, the fewest games in the league.
- Mystics Veteran Stefanie Dolson has totaled 352 regular season games played and Brittney Sykes 256, accounting for 568 of the 1,130 games (50.3% of the Mystics' regular season games played).
- All but two of Washington's players have three or fewer years of experience. Veterans Stefanie Dolson (11 seasons) and Brittney Sykes (8 seasons) are the only players on the roster with four-plus years of service.
- The Mystics 10 players with three or fewer years of service are the most in the league.

2025 WNBA ROSTERS RANKED BY REG. SEASON GAMES PLAYED

TEAM	GAMES
WAS	1,130
DAL	1,251
CON	1,388
LAS	1,400
GSV	1,538

2025 OPEN NIGHT ROSTERS; NUMBER OF PLAYERS BASED ON EXPERIENCE

TEAM	PLAYERS W/3 OR FEWER YEARS OF EXP.
WAS	10
CON	9
PHX	8
GSV	7
3 TIED	6





ONE TEAM. ONE DMV.

With 22 home games on the schedule, the Washington Mystics are expanding their footprint across the DMV. This includes two games at EagleBank Arena in Fairfax, Virginia, and two at CFG Bank Arena in Baltimore, Maryland.

All remaining home games will be held at CareFirst Arena in Southeast D.C.

Mystics games in Fairfax and Baltimore include:

WASHINGTON MYSTICS 2025 VENUE RELOCATIONS			
Date	Opponent	Arena	City/Location
Thu. July 10	Las Vegas Aces	EagleBank Arena	Fairfax, VA
Sun. Sept. 7	Indiana Fever	CFG Bank Arena	Baltimore, MD

A NEW ERA

On December 23, 2024, Monumental Basketball announced Jamila Wideman as the Washington Mystics’ new General Manager and Sydney Johnson as Head Coach.

Wideman joins the Mystics after six years at the NBA league office, where she most recently served as Senior Vice President of Player Development. A former player herself, Wideman was selected third overall in the 1997 WNBA Draft by the Los Angeles Sparks and is now one of just three active WNBA general managers or team presidents with WNBA playing experience, along with Morgan Tuck (Connecticut) and Raegan Pebley (Los Angeles).



Current WNBA General Managers/Presidents to Play in the WNBA

GM/President	Team	WNBA Career
Morgan Tuck	Connecticut	Connecticut Sun (2016–2020)
Raegan Pebley	Los Angeles	Utah Starzz (1997) Cleveland Rockers (1998)
Jamila Wideman	Washington	Los Angeles Sparks (1997-1998) Cleveland Rockers (1999) Portland Fire (2000)

After her playing career, Wideman earned a law degree from New York University and spent over a decade working in civil rights and criminal defense law, including time with the Equal Justice Initiative (EJI) in Montgomery, Alabama, and the Legal Aid Society in New York City.

Johnson becomes the 15th head coach in Mystics history, bringing 25 years of basketball experience. Most recently, he served as head coach of Team USA’s 3x3 Women’s AmeriCup team, which won silver at the 2024 FIBA 3x3 AmeriCup in Puerto Rico. He also spent the 2024 season as an assistant coach with the Chicago Sky. Prior to that, he led the Fairfield University men’s basketball program for eight years (2011–2019), earning four postseason appearances – the most in program history.

ROOKIE RANKS

- Washington’s two rookies, Sonia Citron and Kiki Iriafen, are at the top of the rookie class in multiple statistical categories:

2025 ROOKIE RANKS - CITRON		
CATEGORY	AVERAGE	RANK
Points	14.5	2nd
Rebounds	5.1	2nd
Assists	2.1	4th
FG%	46.8	3rd
3P%	38.6	5th

2025 ROOKIE RANKS - IRIAFEN		
CATEGORY	AVERAGE	RANK
Points	12.2	3rd
Rebounds	8.4	1st
FG%	44.8	5th
FTA	77 (total)	1st

- Iriafen and Citron are both averaging 10.0+ points per game, potentially becoming the first rookie duo to average 10+ points in a season in franchise history.
- The last rookie teammates to each average 10.0+ points in a season were Alyssa Thomas and Chiney Ogwumike (CON; 2014).
- Citron (17) and Iriafen (14) look to become the fourth and fifth Mystics rookies to total 20 10+ point games in their debut season.





SHINING TWICE AS BRIGHT

- The WNBA announced that Washington Mystics guard Sonia Citron and forward Kiki Iriafen have been named reserves for the 2025 AT&T WNBA All-Star Game. This marks just the second time in league history, and the first time since 1999, that rookie teammates have been selected as All-Stars.
- With their selection, Citron and Iriafen become the third and fourth rookies in franchise history to earn All-Star honors.
- This also marks the 11th time Washington has had multiple All-Star selections.
- They become just the fourth rookie duo in WNBA or NBA history to earn All-Star recognition in the same season, following Taj McWilliams-Franklin, Shannon Johnson, and Nykesha Sales (WNBA: Orlando Miracle; 1999), Isiah Thomas and Kelly Tripucka (NBA: Detroit Pistons; 1981-82), and Frank Selvy and Bob Pettit (NBA: Milwaukee Hawks; 1954-55).

KIKI: NEW MATCH UP, SAME IMPACT

- On 6/22 vs. DAL, Iriafen tallied 19 points, seven rebounds, six assists, and five steals, becoming the third player in the WNBA this season to record 15+ points, 5+ rebounds, 5+ assists, and 5+ steals.
- She set career-highs in both assists (six) and steals (five) and her five steals are the most by a rookie this season.
- Iriafen recorded a 15-game streak of 5+ rebounds (snapped 6/28 at DAL) the second longest streak by a rookie in franchise history.
- Iriafen is averaging 8.4 rebounds per game, the fourth most in the WNBA.
- She is also averaging 2.8 second chance points, the most by any rookie this season (9th overall).

MYSTICS ROOKIES; CONSECUTIVE GAMES W/ 5 REB

PLAYER	SEASON	GAMES
C. Holdsclaw	1999	24
K. Iriafen	2025	15
M. Page	1998	14
A. Santos de Oliveira	1998	13
S. Austin	2022	11

DOUBLE-DOUBLE KIKI

- On 7/8 vs. CHI, Kiki Iriafen recorded her sixth double-double of the season - posting 11 points and 10 rebounds.
- Iriafen's six double-doubles are tied for the rookie franchise record for most double-doubles in a season (Chamique Holdsclaw; 6).
- She became the first rookie in franchise history to record four consecutive double-doubles, and joined Caitlin Clark and Angel Reese as the only rookies since 2020 to achieve this feat.
- Her four consecutive double-doubles tied the second longest streak in franchise history (longest: five; Chamique Holdsclaw).
- She was only the second rookie to accomplish this within her first five career games, following Natalie Williams (Utah Starzz), who did so in 1999.

ROOKIES TO RECORD 3 STRAIGHT DBLE-DBLES

SEASON	PLAYER	STREAK(S)
2025	Kiki Iriafen	4
2024	Angel Reese	4, 6, 15
2024	Caitlin Clark	3, 5
2020	Satou Sabally	3

MYSTICS; DBLE-DBLE (ROOKIE)

PLAYER	STREAK
C. Holdsclaw	6
K. Iriafen	6
S. Austin	4
A. Santos de Oliveira	4
A. Edwards	3

- Iriafen's six double-doubles are the most by any rookie this season and are tied for the fifth most overall.
- On 6/26, she surpassed 200 career points and 140 career rebounds - becoming the fastest player in franchise history to meet those marks.

ROOKIE TEAMMATES NAMED ALL-STARS; NBA +WNBA

LEAGUE/TEAM	YEAR	TEAMMATES
WNBA/Washington	2025	Sonia Citron & Kiki Iriafen
WNBA/Orlando	1999	Taj McWilliams-Franklin, Shannon Johnson, & Nykesha Sales
NBA/Detroit	1981-82	Isiah Thomas & Kelly Tripucka
NBA/Milwaukee	1954-55	Frank Selvy and Bob Pettit

STEADY SONIA

- Sonia Citron is second in scoring among rookies, averaging 14.5 points per game on 46.8% shooting from the field and 38.6% from three-point range.
- Her 14 consecutive games of scoring in double figures ended on 6/24, which ranks as third longest for a rookie in franchise history.
- She has totaled 17 games of 10+ points, the most by a rookie this season and most by a Mystic.
- Citron is averaging 8.3 points in the second half - the most by a rookie in the league.

MYSTICS ROOKIES 2ND HALF SCORING

SEASON	PLAYER	PT TOTAL
2025	Sonia Citron	158
2025	Kiki Iriafen	113
2024	Julie Vanloo	119
2024	Aaliyah Edwards	111
2023	Li Meng	106
2022	Shakira Austin	139

* Top Mystics Rookies since 2022

PLAYERS AVERAGING 10+ PTS, 4+ REB, 2+ AST ON 45.0+ FG% & 37.0+ 3P%

PLAYER	PTS/G	REB/G	AST/G	FG%	3P%
A. Gray	19.4	5.5	4.1	46.2%	41.6%
A. Stevens	14.8	8.5	2.0	51.3%	38.8%
S. Citron	14.5	5.1	2.1	46.8%	38.6%

MYSTICS; 10+ PT GAME STREAK (ROOKIE)

PLAYER	STREAK
N. McCray	16
C. Holdsclaw	15
S. Citron	14
C. Holdsclaw	12
K. Iriafen	10

2025; ROOKIE 50.0% FG% GAMES

PLAYER	GAMES
S. Citron	10
P. Bueckers	7
K. Iriafen	5
M. Akoa Makani	5
D. Malonga	4

* Min. 7 FGA /g

THE STAGE IS HER COURT

- On 6/28 at DAL, Citron recorded her third 20+ point game of the season and has scored 20+ points in three of her last four outings, becoming the first Mystic to do so since Alana Beard in September 2004.
- Her three 20+ point games are the second most by a rookie this season.
- Citron is the only rookie in the WNBA this season with multiple games of 20+ points and 10+ rebounds.
- She recorded her second career double-double on 6/28, becoming just the second rookie in Mystics history with multiple 20+ point, 10+ rebound games in a season.
- Her 27 points on 6/22 are tied for the second most by a Mystics rookie, alongside Alanna Beard and Nikki McCray.
- She is also the first rookie in franchise history to post a 25+ point, 10+ rebound game and she is the first rookie this season to accomplish this feat.



CITRON'S JUNE

- In the month of June, Sonia Citron averaged 15.6 points, 5.7 rebounds, 2.2 assists, and 1.6 steals per game.
- She was the only rookie in the month to average at least 15+ points, 5+ rebounds, and 2+ assists while shooting 45.0% from the field and 37.0% from three-point range.
- Citron joins Napheesa Collier, Allisha Gray, and Nneka Ogumike as the only players to hold these averages.
- On 6/28 at DAL, she recorded 22 points and 10 rebounds, and is the first rookie since Alana Beard (September, 2004) to total three or more 20+ point games in a month (Beard; 6).

LAST 5 ROOKIES TO AVERAGE AT LEAST
15 PTS, 5 REB, 2 AST, 45% FG, 37% IN A MONTH

PLAYER	MONTH	PTS	REB	AST	FG%	3P%
S. Citron	Jun. '25	15.6	5.7	2.2	46.8%	37.0%
N. Collier	Aug. '19	15.9	6.8	3.0	54.3%	40.0%
D.DeShields	Aug. '18	16.3	5.0	2.7	48.9%	38.9%
B. Stewart	Sept. '16	18.3	9.3	3.0	41.5%	40.0%
B. Stewart	Jul. '16	20.0	9.3	4.0	45.0%	41.0%

A CAREER-YEAR FOR SYKES

- Brittney Sykes has started the 2025 WNBA season averaging career-bests in points (17.4), three point % (35.7%), free throw makes (6.5), free throw attempts (8.4), and assists (4.6).
- She has scored 20+ points in nine games, tied for the fifth most 20+ point games by a player this season.
- Her nine 20+ point games mark the second most in a single season in her career (high 11; 2023).
- Sykes totaled a season-high best 32 points on 6/17 at CHI, her second 30+ point outing this season. She is one of nine players to total a 30+ point, 5+ assist game this season.
- From 6/5-6/28, Sykes dished out 36 assists over seven games, averaging 5.1 APG, tied for best seven-game stretch of her career (last: 5.1 APG, Aug. 4 -20, 2023).
- Her 17.4 points per game are the 11-most in the WNBA.
- Since the 2018 season, only three other Mystics players have averaged 17.0 points in a season Delle Done ('22, '19, '18), Tina Charles ('21), and Hines-Allen ('20).

2025; 20+ PT GAME
LEADERS

PLAYER	GAMES
N. Collier	13
S. Diggins	11
K. Plum	10
S. Sabally	10
B. Sykes	9
B. Stewart	9
A. Wilson	9
S. Ionescu	9

2025; SCORING LEADERS

PLAYER	PPG
N. Collier	23.9
A. Wilson	20.7
K. Plum	20.1
B. Stewart	19.6
A. Gray	19.4
S. Ionescu	19.4
K. Mitchell	18.9
S. Sabally	19.1
S. Diggins	18.5
P. Bueckers	18.1
B. Sykes	17.4

SYKES PPG AVERAGE LAST FOUR SEASONS

SEASON	PPG	RPG	APG	SPG
2025	17.4	3.9	4.6	1.1
2024	12.2	4.1	3.1	0.9
2023	15.9	5.0	3.8	2.1
2022	12.7	3.7	3.7	2.0

2025; PLAYERS AVERAGING 17+ PTS, 4+ AST, 3+ REB

PLAYER	PTS/G	REB/G	AST/G
Kelsey Plum	20.1	3.2	5.6
Sabrina Ionescu	19.4	4.6	5.3
Allisha Gray	19.4	5.5	4.1
Paige Bueckers	18.1	4.1	5.4
Brittney Sykes	17.4	3.9	4.6

ROOKIE REPORT

- On 6/22 vs. DAL, Sonia Citron recorded 27 points an 11 rebounds and Kiki Iriafen totaled 19 points and 7 rebounds, becoming the first Mystics rookie teammates to record at least 17 points, 7 rebounds in the same game.
- Iriafen (8 games) and Citron (7 games) each surpassed 100 points in eight or fewer games, becoming the first Mystics rookies to do so since Nikki McCray (5 games) and Alessandra Santos de Oliveira (8 games) in 1998.
- They are just the sixth rookie duo in WNBA history to achieve this, and the first since Lauren Jackson (7) and Semeka Randall (8) in 2001.
- On 6/15, Iriafen surpassed 150 points and 100 rebounds, doing so in 11 career games. Iriafen became the sixth player in WNBA history to do so in 11 or fewer games.

2025; ROOKIE GAMES W/ 10+ PTS/5+ REB

PLAYER	TEAM	GAMES
Kiki Iriafen	WAS	13
Sonia Citron	WAS	9
Paige Bueckers	DAL	7
Aneesah Morrow	CON	4
Aziah James	DAL	4
Janelle Salaun	GSV	3

GETTING TO THE LINE

- The Mystics are attempting 24.9 free throw attempts, ranking first in the WNBA.
- Washington ranks first in personal fouls drawn (22.4) and has a free throw attempt rate of 0.389.
- Washington has attempted 20+ free throws in 16 game this season (last: vs. CHI; 7/8), tied for the most in the league. The Mystics are 7-1 when attempting 25 or more free throws.
- Washington attempted a 2025 league-best 41 free throws on 6/22 vs. DAL, and the Mystics' 28 made free-throws is their highest total since July 7, 2023, vs. Indiana (31).
- The Mystics' 41 attempts are the most since 8/6/22, when Dallas attempted 45, and are the third most attempts in franchise history.
- Brittney Sykes is averaging a league-best 8.4 free throws per game, with 5.6 attempts coming in the second half. Sykes attempted a career-best 15 FTA on 6/8 vs. CON.

MYSTICS FTM/FTA LAST FOUR SEASONS

SEASON	FTM	FTA	LEAGUE RANK
2025	18.4	24.9	1st/1st
2024	11.5	15.0	12th/12th
2023	15.0	18.2	6th/8th
2022	14.0	17.9	8th/8th

2025; 10+ FTA GAME LEADERS

PLAYER	GAMES
B. Sykes	7
A. Wilson	7
B. Stewart	5
K. Plum	4
4 Tied	2

TOP 5 FTA/G LEADERS SINCE 2000

PLAYER	FTA/G	SEASON
A. McCoughtry	8.7	2011
K. Smith	8.6	2001
B. Sykes	8.4	2025
N. Williams	7.9	2000
A. Wilson	7.8	2025

FROM BEYOND THE ARC

- On 6/26 at LVA, the team matched its season-high with 10 made three-pointers (previous: 5/23 at Las Vegas). The Mystics shot 52.6% from the field, their highest three-point percentage of the season.
- Washington has shot 38.0% or better from three-point range in six games (last: 6/26 at LVA) - posting a 5-1 record in those games.
- Mystics rookie Sonia Citron has totaled 32 three-pointers, the second most by a rookie in the WNBA this season. On 6/22, she matched her career-high with four three-pointers.
- On 7/8 vs. CHI she shot 2-4 from beyond the arc, her seventh game shooting 50% or better from deep this year.
- Citron has totaled 11 game this season with multiple threes.

2025; ROOKIES W/ 2+ 3PM

PLAYER	GAMES
K. Laksa	12
S. Citron	11
M. Akoo Makani	8
K. Westbeld	8
L. Held	6

SHAKIRA, SHAKIRA

- On 6/20 vs. ATL, Shakira Austin recorded a career-high 28 points and added 10 rebounds for her first double-double of the season.
- She shot 13-17 from the field (.765 FG%), her second-best shooting performance in games with 10+ field goal attempts.
- Austin joins Elena Delle Donne as the only players in franchise history to record 28+ points and 10+ rebounds on 75.0% or better shooting. She's the 13th player in league history to accomplish this feat and the first since A'ja Wilson (Jul. 22, 2023).

PLAYERS TO RECORD 28+ PTS, 10+ REB, 2+ BLK 2+ STL ON 75.0% OR BETTER SHOOTING

PLAYER	DATE	PTS	REB	STL	BLK	FG%
S. Fowles	8/12/11	28	13	2	2	84.6%
L. Cambage	7/3/18	37	10	2	2	80.0%
S. Austin	6/20/25	28	10	3	2	76.5%

FINDING HER GROVE

- Since moving into the starting lineup on 6/17, Shakira Austin is averaging 16.6 points, 7.9 rebounds, 2.5 assists, 1.3 blocks, and 1.4 steals while shooting 49.0% from the field.
- Austin totaled a team-best 15 points on 7/8 vs. CHI, recording her seventh straight game of 10+ points, tied for the longest such streak of her career.
- On 6/26 at LVA, Austin recorded her second double-double of the season.
- She has recorded five game this season with multiple blocks (last: 7/8 vs. CHI).
- Austin has now posted 10+ points and 5+ rebounds in seven straight games.



MYSTICS IN THE FOURTH

- Washington is averaging 20.9 points in the fourth, tied for the second-most in the WNBA. The Mystics are also attempting a league-best 8.7 free throws in that period.
- Washington has held an opponent to 20 or fewer points in the fourth quarter in 11 games (last: 6/28 at DAL).
- The Mystics are holding opponents to 39.3% shooting in the fourth quarter (2nd best) and 22.5% from three-point territory, the best in the WNBA.
- Opponents are also averaging 3.8 assists in the final frame, the second fewest in the WNBA, and totaling 8.0 rebounds per game, tied for the third fewest by an opponent.
- Sykes is averaging 6.0 points in the fourth, the second most in the WNBA.

DOING WORK IN THE PAINT

- The Mystics are averaging 37.5 points in the paint, the fourth most in the WNBA.
- Washington's 37.5 points are currently the most the team has averaged in franchise history (since PTP was tracked in 1998)
- Washington has now outscored their opponents in the paint 14 times this season. Washington recorded a season-high 52 points in the paint on 6/20 at ATL.
- Mystics rookie Kiki Iriafen is averaging 7.5 points in the paint, tied for the 14th most, and the most by a rookie.
- Washington is shooting 64.2% from the restricted area, fifth best in the WNBA.

2025; PITP LEADERS

TEAM	PPG
Indiana	39.8
Los Angeles	37.7
Seattle	37.5
Washington	37.5
Chicago	36.0

MYSTICS; PITP AVERAGE

SEASON	PITP AVG.	RANK
2025	37.5	T-3rd
2024	30.2	11th
2023	31.7	12th
2022	34.1	T-6th
2021	29.7	12th
2020	30.7	11th

POINTS OFF TURNOVERS

- The Mystics are averaging 16.1 points off turnovers, the fifth most in the WNBA.
- Washington has recored 18+ points off turnovers in eight games (last: at DAL; 6/28), posting a 7-1 record.
- Washington forced 22 turnovers, converting them into 27 points off turnovers on 6/28 at DAL, the sixth game this season the Mystics have scored 20+ points off turnovers.
- On 6/17 at CHI, the Mystics forced Chicago into 25 turnovers - the most by a Mystics opponent since Los Angeles committed 28 on May 21, 2024. Washington converted those into 40 points, a franchise record for points off turnovers. It was also the fourth most recorded in a WNBA game.

MOST POINTS SCORED OFF TURNOVERS

POINTS	TEAM	OPP	DATE
45	IND	DET	8/15/2009
44	CON	NYL	5/17/2022
42	CON	ATL	6/11/2023
40	WAS	CHI	6/17/2025

MYSTICS; 20+ PTS OFF TO GAMES

SEASON	GAMES	RECORD
2025	6	5-1
2024	9	4-5
2023	16	8-8
2022	10	8-2
2021	4	3-1

THE DEFENSIVE END

- The Mystics are holding opponents to 42.3% shooting, ranked fifth in the WNBA. The Mystics are also holding opponents to 30.5% from three-point territory, the third best in the league.
- Opponents are averaging the third fewest rebounds per game (33.2) and 18.8 assists, the fourth fewest.
- The Mystics are holding opponents to 8.2 fast break points per game, the fewest in the WNBA. Washington opponents are only scoring 32.6 points in the paint, the third fewest in the WNBA. The Mystics are also second in opp. second chance points (9.6).
- The Mystics have held an opponent to 25 or fewer points in the paint six times this season.

A DASH OF SUG

- Over the last five games Sug Sutton is averaging 13.0 points, 3.4 assists, 1.6 rebounds and 1.8 steals per game while shooting 57.5% from the field and 57.9% from three-point range.
- Sutton joins Natasha Cloud as the only players to average at least 10 points and 3 assists while shooting 50.0% or better from the field and three-point range during that span [min. 3 GP].
- She has scored 10+ points in seven games this season, the second most of her career (career-best: 15; 2023).
- Sutton is averaging 7.4 points during 2025, the second highest average of her career. Her 47.5% shooting from the field and 40.8% from three-point territory are both career bests.

QUICK BITS

- Washington is fifth in rebounds per game, averaging 35.5 per game. The Mystics rank fourth in defensive rebounds per game, averaging 26.5 and sixth in offensive rebounds per game (9.1).
- The Mystics have totaled 12 "clutch games" this season, tied for the third most in the league. Washington has totaled three games with losses by three or fewer points.
- On 7/3 at MIN, all 10 players who saw the court for the Mystics scored. Nine different players scored in the first quarter on 11 made field goals, marking just the second time in franchise history (since the WNBA adopted quarters in 2006) that Washington had nine players make a field goal in a single quarter.
- The team shot 45.0% from the field (27-60) on 7/3 at MIN, their ninth game this season shooting at least 45%.
- Washington's bench averages 20.2 points (6th most), 12.0 rebounds (3rd most), and 6.4 free throw attempts (2nd most) per game.
- Over the last three games, the Mystics' bench is averaging 23.3 points per game - the second most in the WNBA. Aaliyah Edwards is averaging 8.7 points and 4.3 rebounds in this span.



#8 Georgia Amoore

Guard • 5-7 • 3/4/01 • Kentucky/Australia

Rookie

SEASON	GP	GS	PPG	RPG	APG	SPG	BPG	MPG	FG%	3FG%	FT%		2025-26 HIGHS	CAREER HIGHS	
** No Games Played 2025-26 Regular Season **												PTS	--	--	
	POINTS				REB	AST	BLK	STL				FGM	--	--	
	10+		20+	30+	10+	10+	3+	3+	DBL-DBL	TPL-DBL		FGA	--	--	
Career	--		--	--	--	--	--	--	--	--	--	3FGM	--	--	
												3FGA	--	--	
RECENT GAMES												FTM	--	--	
OPPONENT	W/L	MIN	FG-A	3P-A	FT-A	OR	DR	TR	A	PF	ST	TO	BS	PTS	
7/8 vs. CHI	W													FTA	--
7/3 at MIN	L													OREB	--
6/28 at DAL	L													DREB	--
6/26 at LVA	W													TREB	--
6/24 vs. MIN	W													ASTS	--
2024 SEASON HIGHLIGHTS:												STLS	--	--	
• 2024-25 Jersey Mike's Naismith Trophy Women's College Player of the Year Semifinalist												BLKS	--	--	
• 2024-25 All SEC First Team (coaches), 2024-25 All SEC First Team (USA Today), 2024-25 Second Team All- American, 2023-24 Third Team All-American, Two-Time Finalist for Lieberman Award												MINS	--	--	

2024 SEASON HIGHLIGHTS:

- 2024-25 Jersey Mike’s Naismith Trophy Women’s College Player of the Year Semifinalist
- 2024-25 All SEC First Team (coaches), 2024-25 All SEC First Team (USA Today), 2024-25 Second Team All- American, 2023-24 Third Team All-American, Two-Time Finalist for Lieberman Award
- Third player in Division I women’s history with 2,300+ career points and 800+ assists. The first part of her college stint was spent at Virginia Tech, where she helped her team reach the 2023 Final Four
- 2023 ACC Women’s Basketball Tournament MVP
- Ranks first in career assists (656) at Virginia Tech
- Became the first Virginia Tech Women’s Basketball athlete to record a triple-double with a 24-point, 10-rebound, 11-assist effort vs. Nebraska on Dec. 1, 2022



#0 Shakira Austin

Center • 6-5 • 25/7/00 • Mississippi/USA

3 Years Pro

SEASON	GP	GS	PPG	RPG	APG	SPG	BPG	MPG	FG%	3FG%	FT%	2025-26 HIGHS		CAREER HIGHS
2025-26	16	8	12.1	6.4	1.6	0.94	0.94	20.8	.477	.000	.648	PTS	28 at ATL 6/20/25	28 at ATL 6/20/25
												FGM	13 at ATL 6/20/25	13 at ATL 6/20/25
												FGA	18 vs. MIN 6/24/25	18 vs. MIN 6/24/25
												3FGM	--	1 vs. NYL 5/14/24
												3FGA	2 vs. NYL 6/5/25	2 vs. NYL 6/5/25
												FTM	7 vs. DAL 6/22/25	10 vs. SEA 8/20/24
												FTA	13 vs. CHI 7/8/25	15 vs. SEA 8/20/24
												OREB	4 4 times (vs. CHI, 7/8/25)	4 10 times (vs. CHI, 7/8/25)
												DREB	9 at LVA 6/26/25	10 2 times (@ CHI, 5/26/23)
												TREB	13 at LVA 6/26/25	13 2 times (@ LVA, 6/26/25)
												ASTS	4 2 times (vs. CHI, 7/8/25)	4 2 times (vs. CHI, 7/8/25)
												STLS	3 at ATL 6/20/25	3 8 times (@ ATL, 6/20/25)
												BLKS	4 at CHI 6/17/25	5 vs. NYL 5/14/24
												MINS	32 at ATL 6/20/25	35 at MIN 5/8/22
RECENT GAMES														
OPPONENT	W/L	MIN	FG-A	3P-A	FT-A	OR	DR	TR	A	PF	ST	TO	BS	PTS
7/8 vs. CHI	W	23:39	5-11	0-0	5-13	4	4	8	4	5	2	2	2	15
7/3 at MIN	L	20:40	3-5	0-0	4-5	0	5	5	2	2	0	5	0	10
6/28 at DAL	L	28:48	6-15	0-0	6-8	0	3	3	1	2	1	5	1	18
6/26 at LVA	W	27:31	5-12	0-0	3-5	4	9	13	3	2	0	1	0	13
6/24 vs. MIN	W	27:45	7-18	0-0	5-6	1	7	8	3	4	2	3	0	19

2024 SEASON HIGHLIGHTS:

- Appeared in 12 games (11 starts) for Washington
- Averaged career bests in points (11.8), rebounds (6.8), steals (1.3), free-throw makes (3.0), and free-throw attempts (4.5)
- Scored in double-figures in nine of her 12 appearances and scored a season-best 24 points on Aug. 20 vs. Seattle
- Totaled seven or more rebounds in six games
- Grabbed 10+ rebounds on two occasions
- Attempted a career-best 15 free-throw attempts on Aug. 20
- Totaled one double-double on the season...Had a career-high five blocks on 5/14 vs. NYL...Missed 28 games due to injury
- During the 2024-25 offseason, played for the Lunar Owls in the inaugural season of Unrivaled (2025)...In 14 games, averaged 8.4 points and 4.1 rebounds in 9.2 minutes of action...Scored a season-high 17 points on Mar. 7 vs. Rose and totaled 10+ points in four games

2025 SEASON HIGHLIGHTS:

- Made season debut on 5/18 at CON
- Posted 13 points and three rebounds off the bench on 5/28 vs. IND
- Contributed 10 points, three rebounds, and two blocks on 6/3 at IND
- Recorded a season-high 11 rebounds off the bench on 6/5 vs. NYL and added a career-high four assists. It was her 14th career performance with 10+ rebounds. Her 11 boards are the most by a reserve in the WNBA this season
- Led the bench scoring with a season-high 14 points and five rebounds on 6/8 vs. CON...Marked her first 10 point, 5 rebound game of the season
- Made first of the season of 6/17 at CHI
- Has totaled 5+ points, 5+ rebounds in 11 games
- On 6/20 at ATL, recorded a career-high 28 points and added 10 rebounds for her first double-double of the season
- Is the youngest player in WNBA history (24 y, 330d) to record at least 28 points, 10 rebounds, 2 steals, and 2 blocks while shooting 75.0% or better in a game
- Scored 20+ points in consecutive games for the first time in her career (6/20-6/22).
- Was named Eastern Conference Player of the Week for games played from June 16-22, the first time she has earned this honor in her career
- Totaled two double-doubles on the season
- On 7/8 vs. CHI, hit the game-winning free throws with 2.1 seconds remaining, finishing with 15 points, eight rebounds, four assists, two steals, and two blocks



#22 Sonia Citron

Guard • 6-1 • 22/10/03 • Notre Dame/USA

Rookie

SEASON	GP	GS	PPG	RPG	APG	SPG	BPG	MPG	FG%	3FG%	FT%			
2025-26	19	19	14.5	5.1	2.1	1.11	0.32	33.2	.468	.386	.875	PTS	27 vs. DAL 6/22/25	27 vs. DAL 6/22/25
	POINTS				REB	AST	BLK	STL						
	10+	20+	30+	10+	10+	3+	3+	DBL-DBL	TPL-DBL					
Career	17	3	--	2	--	--	--	1	2		--			
RECENT GAMES														
OPPONENT	W/L	MIN	FG-A	3P-A	FT-A	OR	DR	TR	A	PF	ST	TO	BS	PTS
7/8 vs. CHI	W	35:09	5-11	2-4	1-1	2	6	8	3	3	1	0	0	13
7/3 at MIN	L	29:28	3-7	1-3	0-0	0	4	4	0	1	0	0	1	7
6/28 at DAL	L	38:49	6-15	3-8	7-7	5	5	10	2	3	2	2	0	22
6/26 at LVA	W	34:11	7-13	3-4	4-4	0	2	2	2	1	1	1	0	21
6/24 vs. MIN	W	37:05	3-13	1-4	2-2	3	1	4	2	1	2	2	0	9
2024 SEASON HIGHLIGHTS:														
• One of just three ACC players to rank in the conference's top 20 in both blocks (0.9; 16th) and steals (1.9; 12th).														
• 2025 Cheryl Miller Award finalist, given to the best small forward in college basketball annually														
• First Team All-ACC honors and was named to the 2024-25 All-ACC Defensive Team														
• Set Notre Dame's single-season program record in free-throw percentage (91.2%) during her														

2024 SEASON HIGHLIGHTS:

- One of just three ACC players to rank in the conference's top 20 in both blocks (0.9; 16th) and steals (1.9; 12th).
- 2025 Cheryl Miller Award finalist, given to the best small forward in college basketball annually
- First Team All-ACC honors and was named to the 2024-25 All-ACC Defensive Team
- Set Notre Dame's single-season program record in free-throw percentage (91.2%) during her senior campaign (2024-25). Her 173 career three-pointers are the eighth-most in program history
- Led Notre Dame to the 2024 ACC Tournament Championship and made the NCAA Tournament all four years, reaching the Sweet 16 each season

2025 SEASON HIGHLIGHTS:

- In her rookie debut, finished with 19 points (6-7 FG), two rebounds and two assists (5/16)
- She joins Alana Beard and Shakira Austin as the only Mystics rookies to score at least 17 points on .850+ shooting
- Is the first Mystics rookie since Shakira Austin (8/2/22–8/7/22) to score 15+ points in consecutive games (5/16-5/18)
- Scored 10+ points in 14 consecutive games (5/16-6/22)
- Was the first rookie in the 2025 draft class to reach 100 points
- Posted nine career game with 10+ point, 5+ rebounds
- Shot 50.0% or better in three straight games (6/3-6/8), and 10 times overall
- Has made multiple three-pointers in 11 games – second-most among rookies
- Recorded first career double-double posting a career-high 27 points to go along with a career-high 11 rebounds on 6/22 vs. DAL
- She became the first rookie in franchise history to post a 25+ point, 10+ rebound game
- Has recorded two double-doubles on the season
- Became just the second rookie in Mystics history with multiple 20+ point, 10+ rebound games in a season, joining Chamique Holdsclaw (1999).
- Scored 20+ points in three of her last four outings (6/22-6/28, becoming the first Mystic to do so since Alana Beard in September 2004
- Was named an WNBA All-Star reserve on July 6, 2025



#31 Stefanie Dolson

Center • 6-5 • 8/1/92 • Connecticut/USA

11 Years Pro

SEASON	GP	GS	PPG	RPG	APG	SPG	BPG	MPG	FG%	3FG%	FT%
2025-26	19	11	2.9	2.2	1.5	0.37	0.32	16.6	.309	.211	1.000
	POINTS				REB	AST	BLK	STL			
	10+		20+	30+	10+	10+	3+	3+	DBL-DBL		TPL-DBL
Career	119		18	--	11	--	19	2	9		--

RECENT GAMES														
OPPONENT	W/L	MIN	FG-A	3P-A	FT-A	OR	DR	TR	A	PF	ST	TO	BS	PTS
7/8 vs. CHI	W	8:47	2-5	0-1	1-1	1	1	2	1	1	0	2	0	5
7/3 at MIN	L	18:48	1-5	1-4	0-0	0	3	3	3	0	0	0	0	3
6/28 at DAL	L	5:23	0-1	0-1	0-0	0	0	0	1	2	0	1	0	0
6/26 at LVA	W	14:48	1-3	0-2	2-2	0	2	2	2	1	0	0	0	4
6/24 vs. MIN	W	13:41	1-3	1-1	0-0	2	3	5	1	4	1	1	0	3

2024 SEASON HIGHLIGHTS:

- Saw action in 39 games (all starts) for Washington
- Averaged 9.5 points, 4.9 rebounds, and 2.6 assists per game
- Averaged the most points per game since the 2018 season, most rebounds since the 2019 season, and most assists since the 2018 season
- Averaged a career-best 1.8 three-point makes on a career-high 4.0 three-point attempts per game
- Shot .465 from three-point range, her best three-point percentage since 2020
- Made 3+ 3PM in 10 games, the most in a single season in her career
- Finished the 2024 season third in 3P%
- Scored 10+ points in 16 games and 20+ points once
- Had 10+ rebounds in two games
- During the 2024-25 offseason, played for Laces in the inaugural season of Unrivaled where she posted averages of 8.5 points, 4.6 rebounds, and 1.2 assists in 13.0 minutes of action

2025 SEASON HIGHLIGHTS:

- Recorded a game-high eight assists, along with eight points and six rebounds on 5/23 at LVA...Her eight assists are tied for the second most in a game in her career
- Reached 3,000 career points on 6/5 vs. NYL

	2025-26 HIGHS	CAREER HIGHS
PTS	8 2 times (vs. NYL, 6/5/25)	29 vs. PHO 7/28/17
FGM	4 vs. NYL 6/5/25	13 vs. PHO 7/28/17
FGA	7 at LVA 5/23/25	21 vs. PHO 7/28/17
3FGM	2 2 times (@ LVA, 5/23/25)	6 2 times (vs. MIN, 8/17/24)
3FGA	4 2 times (@ MIN, 7/3/25)	7 5 times (vs. CON, 6/27/24)
FTM	2 2 times (@ LVA, 6/26/25)	10 at DAL 7/16/17
FTA	2 2 times (@ LVA, 6/26/25)	12 at DAL 7/16/17
OREB	2 2 times (vs. MIN, 6/24/25)	7 vs. WAS 5/24/17
DREB	5 at LVA 5/23/25	9 5 times (vs. DAL, 6/22/24)
TREB	6 at LVA 5/23/25	12 2 times (vs. ATL, 8/14/22)
ASTS	8 at LVA 5/23/25	9 vs. DAL 8/30/17
STLS	1 7 times (vs. MIN, 6/24/25)	3 2 times (@ LAS, 8/11/19)
BLKS	2 2 times (@ LVA, 5/23/25)	5 2 times (vs. ATL, 7/17/19)
MINS	29 at LVA 5/23/25	44 vs. LAS 8/18/17



#24 Aaliyah Edwards

Forward • 6-3 • 9/7/02 • Connecticut/Canada

1 Year Pro

SEASON	GP	GS	PPG	RPG	APG	SPG	BPG	MPG	FG%	3FG%	FT%			
2025-26	15	0	5.8	3.5	0.5	0.67	0.20	14.5	.457	.000	.605			
	POINTS				REB	AST	BLK	STL						
	10+	20+	30+	10+	10+	3+	3+		DBL-DBL	TPL-DBL				
Career	11	1	--	4	--	4	1		3	--				
RECENT GAMES														
OPPONENT	W/L	MIN	FG-A	3P-A	FT-A	OR	DR	TR	A	PF	ST	TO	BS	PTS
7/8 vs. CHI	W	16:57	4-7	0-1	0-2	1	2	3	0	4	1	0	1	8
7/3 at MIN	L	17:59	6-7	0-0	3-4	2	4	6	0	2	0	4	0	15
6/28 at DAL	L	13:27	0-3	0-1	3-4	1	3	4	0	0	0	0	1	3
6/26 at LVA	W	12:29	3-5	0-0	1-2	1	2	3	1	2	1	1	0	7
6/24 vs. MIN	W	11:15	3-6	0-0	1-2	3	2	5	0	0	1	0	0	7


2024 SEASON HIGHLIGHTS:

- In 34 games (17 starts) averaged 7.6 points, 5.6 rebounds, 1.4 steals, 0.8 blocks per game
- Shot .490 from the field
- Scored in 10+ points in nine games and recorded 10+ rebounds in four games
- Totaled three double-doubles on the season
- Finished the 2024 campaign ranked second in field goal percentage, fifth in points per game, seventh in steals, and third in blocks per game among rookies
- During the 2024-25 offseason, played for Team Mist in the inaugural season of Unrivaled where she averaged 7.6 points, 5.3 rebounds, and 1.1 assists in 14 games...Made it to the finals in the 1v1 tournament, falling short to Napheesa Collier

2025 SEASON HIGHLIGHTS:

- Made season debut on 5/25 at PHX - recording six points and seven rebounds off the bench
- Has totaled 5+ rebounds off the bench in four games
- Contributed 13 points and seven rebounds on 6/8 vs. CON
- Scored a season-high 15 points on 6-7 shooting on 7/3 at MIN

	2025-26 HIGHS	CAREER HIGHS
PTS	15 at MIN 7/3/25	23 vs. CHI 6/6/24
FGM	6 at MIN 7/3/25	10 vs. CHI 6/6/24
FGA	8 vs. CON 6/8/25	12 vs. CHI 6/6/24
3FGM	--	--
3FGA	16 times (vs. CHI, 7/8/25)	113 times (vs. CHI, 7/8/25)
FTM	3 4 times (@ MIN, 7/3/25)	5 vs. LVA 6/29/24
FTA	5 vs. CON 6/8/25	8 vs. IND 6/7/24
OREB	5 vs. CON 6/8/25	5 vs. CON 6/8/25
DREB	5 2 times (vs. NYL, 5/30/25)	13 vs. CHI 6/6/24
TREB	7 2 times (vs. CON, 6/8/25)	14 vs. CHI 6/6/24
ASTS	18 times (@ LVA, 6/26/25)	4 2 times (@ DAL, 9/3/24)
STLS	110 times (vs. CHI, 7/8/25)	3 at LAS 5/21/24
BLKS	1 3 times (vs. CHI, 7/8/25)	4 vs. CHI 6/6/24
MINS	20 vs. CON 6/8/25	36 vs. CHI 6/6/24



#21 Emily Engstler

Forward • 6-1 • 1/5/00 • Louisville/USA

3 Years Pro

SEASON	GP	GS	PPG	RPG	APG	SPG	BPG	MPG	FG%	3FG%	FT%
2025-26	16	0	2.7	3.6	1.3	0.50	0.56	11.1	.421	.222	.583
	POINTS				REB	AST	BLK	STL			
	10+	20+	30+	10+	10+	3+	3+	DBL-DBL	TPL-DBL		
Career	12	1	--	3	--	6	3	2	--		

RECENT GAMES														
OPPONENT	W/L	MIN	FG-A	3P-A	FT-A	OR	DR	TR	A	PF	ST	TO	BS	PTS
7/8 vs. CHI	W	4:27	0-0	0-0	0-0	1	1	2	1	0	0	0	0	0
7/3 at MIN	L	19:30	1-4	0-3	2-2	2	3	5	0	1	1	1	1	4
6/28 at DAL	L	Inactive - Not with Team												
6/26 at LVA	W													
6/24 vs. MIN	W	5:25	0-0	0-0	0-0	1	1	2	1	1	0	0	0	0

- 2024 SEASON HIGHLIGHTS:**
- Saw action in 32 games (three starts) for Washington
 - Averaged a career-best 6.2 points per game
 - Averaged 4.0 rebounds and 1.5 assists per game
 - Attempted a career-best 1.8 three-pointers per game
 - Shot .494 from the field and .474 from three-point range
 - Ranked first in the WNBA in three-point percentage
 - Totaled 10+ points in eight games
 - Grabbed five-plus rebounds in 10 games
 - Totaled 111 rebounds off the bench, the fourth most among reserve players (min. 20 games)

- 2025 SEASON HIGHLIGHTS:**
- Recorded nine rebounds off the bench on 6/8 vs. CON
 - Grabbed five rebounds on 7/3 at MIN

	2025-26 HIGHS	CAREER HIGHS
PTS	6 at PHO 5/25/25	23 vs. DAL 6/22/24
FGM	2 4 times (vs. NYL, 6/5/25)	8 at DAL 9/3/24
FGA	6 at PHO 5/25/25	14 at DAL 9/3/24
3FGM	1 4 times (vs. IND, 5/28/25)	3 4 times (vs. IND, 9/19/24)
3FGA	3 2 times (@ MIN, 7/3/25)	6 at DAL 9/3/24
FTM	2 2 times (@ MIN, 7/3/25)	6 vs. DAL 6/22/24
FTA	2 5 times (@ MIN, 7/3/25)	6 vs. DAL 6/22/24
OREB	3 2 times (@ IND, 6/3/25)	7 2 times (vs. LAS, 5/27/22)
DREB	7 vs. CON 6/8/25	7 3 times (vs. CON, 6/8/25)
TREB	9 vs. CON 6/8/25	13 at CHI 5/24/22
ASTS	4 vs. IND 5/28/25	5 vs. CON 6/22/23
STLS	1 8 times (@ MIN, 7/3/25)	3 3 times (@ PHO, 9/5/24)
BLKS	2 vs. DAL 6/22/25	4 2 times (vs. NYL, 9/17/24)
MINS	20 at MIN 7/3/25	35 at CHI 5/24/22





#44 Kiki Iriafen

Forward • 6-3 • 26/8/03 • Southern California/USA

Rookie

SEASON	GP	GS	PPG	RPG	APG	SPG	BPG	MPG	FG%	3FG%	FT%
2025-26	19	19	12.2	8.4	1.4	0.74	0.16	27.1	.448	.000	.779
	POINTS			REB	AST	BLK	STL				
	10+	20+	30+	10+	10+	3+	3+	DBL-DBL	TPL-DBL		
Career	14	1	--	6	--	--	2	6	--		

RECENT GAMES														
OPPONENT	W/L	MIN	FG-A	3P-A	FT-A	OR	DR	TR	A	PF	ST	TO	BS	PTS
7/8 vs. CHI	W	30:37	3-11	0-0	5-7	4	6	10	2	3	0	1	1	11
7/3 at MIN	L	22:33	1-4	0-0	0-0	1	6	7	0	3	1	3	0	2
6/28 at DAL	L	29:12	1-7	0-0	6-6	2	0	2	0	4	3	1	0	8
6/26 at LVA	W	25:12	3-13	0-0	6-7	3	6	9	2	4	0	3	0	12
6/24 vs. MIN	W	27:19	5-11	0-0	1-2	2	9	11	1	3	0	0	1	11

	2025-26 HIGHS	CAREER HIGHS
PTS	20 at IND 6/3/25	20 at IND 6/3/25
FGM	9 at IND 6/3/25	9 at IND 6/3/25
FGA	14 2 times (vs. NYL, 5/30/25)	14 2 times (vs. NYL, 5/30/25)
3FGM	--	--
3FGA	2 vs. ATL 6/15/25	2 vs. ATL 6/15/25
FTM	6 3 times (@ DAL, 6/28/25)	6 3 times (@ DAL, 6/28/25)
FTA	9 vs. DAL 6/22/25	9 vs. DAL 6/22/25
OREB	6 vs. NYL 6/5/25	6 vs. NYL 6/5/25
DREB	10 2 times (@ PHO, 5/25/25)	10 2 times (@ PHO, 5/25/25)
TREB	14 at CON 5/18/25	14 at CON 5/18/25
ASTS	6 vs. DAL 6/22/25	6 vs. DAL 6/22/25
STLS	5 vs. DAL 6/22/25	5 vs. DAL 6/22/25
BLKS	1 3 times (vs. CHI, 7/8/25)	1 3 times (vs. CHI, 7/8/25)
MINS	37 vs. DAL 6/22/25	37 vs. DAL 6/22/25

2024 SEASON HIGHLIGHTS:

- Was a unanimous selection to 2025 All-Big Ten First Team and an AP All-America Third Team pick
- Averaged 18 points per game, 8.4 rebounds per game and shot 49% from the floor to help USC win the Big Ten title and reach the Elite 8
- Totaled 12 double-doubles and ranked 15th in the nation in offensive rebounds per game (4.1)
- Prior to USC, spent three seasons with Stanford, where she totaled 1,071 points and 601 rebounds in 104 games. Won the Katrina McClain Award and was named to the All-Pac-12 team for the 2023-24 season where she posted career-highs in points per game (19.4) and rebounds per game (11.0)

2025 SEASON HIGHLIGHTS:

- Scored the 6th most points by a Mystics rookie in her debut (14)
- Recorded her first career double-double with 17 points and 14 rebounds on 5/18 at CON
- Totaled 31 points and 18 rebounds through her first two career games, becoming the first rookie in Mystics history to start a season with at least 30 points and 15 rebounds
- Became the 7th rookie in WNBA history – and the first since Breanna Steward (2016)– to post 30 points and 30 rebounds across their first three games
- Recorded four consecutive double-doubles (5/18-5/25), the first Mystics rookie to accomplish this feat
- Is only the second rookie to total four double-doubles within their first five career games, following Natalie Williams (Utah Starzz), who did so in her first three-career games in 1999
- Was named Kia WNBA Rookie of the Month for games played in May
- Joined teammate Sonia Citron in scoring 10+ points in 10 consecutive games - the longest streak by teammates in WNBA history.
- Became the 13th rookie in WNBA history to post a 20+ point, 8+ rebound game on 80.0% or better shooting (6/3 at IND)
- She was the fastest rookie in Mystics history to total 100+ points and 80+ rebounds (8 games) and the quickest player to do so since Tina Charles in 2010
- Grabbed a season-high five offensive rebounds, the most by a Mystics rookie since Ariel Atkins in 2018 (5 vs Chicago, July 13, 2018)
- Recorded 10+ points, 5+ rebounds in nine consecutive games (ended: 6/15)
- On 6/22, recorded 19 points, seven rebounds, six assists and five steals...She is the first rookie in Mystics history – and the first rookie this season to record 15+ points, 5+ rebounds, 5+ assists, and 5+ steals in a game
- Has totaled six double-doubles on the season
- Leads all WNBA rookies with 13 games with 10+ points and 5+ rebounds
- Was named an WNBA All-Star reserve on July 6, 2025
- On 7/8 tied Chamique Holdsclaw for the franchise record for most double-doubles by a rookie (6)
- Reached 50 offensive rebounds for the season on 7/8, becoming the fourth rookie in franchise history to do so before her 20th game – and the first in 26 years (joining Chamique Holdsclaw '99, Alessandra Santos de Oliveira '98, Murriel Page '98).



#3 Sika Koné

Forward • 6-3 • 13/7/02 • SPAR Gran Canaria (Spain)/Mali

2 Years Pro

SEASON	GP	GS	PPG	RPG	APG	SPG	BPG	MPG	FG%	3FG%	FT%
2025-26	10	0	2.1	1.7	0.5	0.00	0.00	7.1	.412	.500	.857
	POINTS				REB	AST	BLK	STL			
	10+	20+	30+	10+	10+	3+	3+		DBL-DBL	TPL-DBL	
Career	4	1	--	1	--	--	--	--	--	--	--

RECENT GAMES														
OPPONENT	W/L	MIN	FG-A	3P-A	FT-A	OR	DR	TR	A	PF	ST	TO	BS	PTS
7/8 vs. CHI	W													
7/3 at MIN	L	2:41	0-0	0-0	2-2	0	0	0	1	0	0	1	0	2
6/28 at DAL	L	4:33	1-2	0-0	0-0	0	0	0	0	0	0	0	0	2
6/26 at LVA	W	7:06	1-1	1-1	1-2	0	0	0	0	1	0	0	0	4
6/24 vs. MIN	W													

- 2024 SEASON HIGHLIGHTS:**
- Appeared in 21 games off the bench for Minnesota and Washington
 - Was acquired by Washington on August 20 from Minnesota
 - Averaged 4.0 points and 2.0 rebounds...With Washington, averaged 8.6 points, 4.3 rebounds, 1.1 assists in 16.0 minutes per game
 - Shot .433 with Washington and .571 from three-point range
 - Scored in double figures in three gam es
 - Totaled a career-best 20 points on 7-10 shooting on Aug. 19 vs. Indiana

- 2025 SEASON HIGHLIGHTS:**
- Recorded four points and four assists on 6/8 vs. CON
 - On 6/26 at LVA, totaled four points in seven minutes off the bench

	2025-26 HIGHS	CAREER HIGHS
PTS	4 3 times (@ LVA, 6/26/25)	20 vs. IND 9/19/24
FGM	2 at PHO 5/25/25	7 vs. IND 9/19/24
FGA	5 at GSV 5/21/25	12 at CHI 9/11/24
3FGM	1 at LVA 6/26/25	2 2 times (@ PHO, 9/5/24)
3FGA	12 times (@ LVA, 6/26/25)	3 at PHO 9/5/24
FTM	2 2 times (@ MIN, 7/3/25)	5 vs. IND 9/19/24
FTA	2 3 times (@ MIN, 7/3/25)	6 vs. IND 9/19/24
OREB	2 vs. CON 6/8/25	3 2 times (vs. SEA, 5/17/24)
DREB	4 at PHO 5/25/25	7 2 times (@ ATL, 9/13/24)
TREB	5 at PHO 5/25/25	10 vs. MIN 9/8/23
ASTS	2 at GSV 5/21/25	3 at CHI 9/11/24
STLS	--	2 vs. CON 8/31/24
BLKS	--	1 3 times (@ ATL, 9/13/24)
MINS	14 at GSV 5/21/25	24 vs. NYL 9/17/24



#5 Jade Melbourne

Guard • 5-10 • 18/8/02 • Cranberra Capitals/Australia

2 Years Pro

SEASON	GP	GS	PPG	RPG	APG	SPG	BPG	MPG	FG%	3FG%	FT%
2025-26	18	4	6.5	2.1	2.6	0.50	0.06	23.5	.393	.327	.500
	POINTS				REB	AST	BLK	STL			
	10+	20+	30+		10+	10+	3+	3+	DBL-DBL	TPL-DBL	
Career	11	1	--	--	--	--	--	2	--	--	--

RECENT GAMES														
OPPONENT	W/L	MIN	FG-A	3P-A	FT-A	OR	DR	TR	A	PF	ST	TO	BS	PTS
7/8 vs. CHI	W	19:21	2-7	1-4	2-2	0	0	0	1	3	1	4	0	7
7/3 at MIN	L	28:28	3-9	0-5	0-0	0	2	2	4	2	0	2	0	6
6/28 at DAL	L	Inactive - Injury												
6/26 at LVA	W	1:12	1-1	0-0	0-0	0	0	0	0	0	0	0	0	2
6/24 vs. MIN	W	36:03	2-7	1-5	0-0	1	2	3	5	3	0	5	0	5

2024 SEASON HIGHLIGHTS:


- Appeared in 37 games off the bench for the Mystics
- Averaged career-highs in points (5.4), assists (1.6), rebounds (1.5), minutes (14.2), field goals (1.9), field goal attempts (4.5), and free-throw attempts (1.3) per game
- Scored 10+ points in six games...Scored a career-best 21 points on 8-12 shooting on June 9 at NYL
- Led the Mystics bench in scoring in five games this season

2025 SEASON HIGHLIGHTS:

- 5/16 vs. Atlanta marked her second career game with at least 10 points and 5 rebounds
- Scored 15 points off the bench on 5/18, marking the first time in her career she has scored 10+ points in back-to-back games
- First career start on 5/23 vs. LVA...Has started two games this season
- Has scored 10+ points in four games
- Recorded 3+ assists in eight games

	2025-26 HIGHS	CAREER HIGHS
PTS	15 2 times (vs. NYL, 6/5/25)	21 at NYL 6/9/24
FGM	6 vs. NYL 6/5/25	8 at NYL 6/9/24
FGA	11 at LVA 5/23/25	12 at NYL 6/9/24
3FGM	3 at CON 5/18/25	3 2 times (@ CON, 5/18/25)
3FGA	5 4 times (@ MIN, 7/3/25)	6 at NYL 6/9/24
FTM	4 at LVA 5/23/25	5 vs. DAL 6/22/24
FTA	6 2 times (@ LVA, 5/23/25)	6 3 times (@ LVA, 5/23/25)
OREB	2 at CHI 6/17/25	2 3 times (@ CHI, 6/17/25)
DREB	7 at GSV 5/21/25	7 at GSV 5/21/25
TREB	7 at GSV 5/21/25	7 at GSV 5/21/25
ASTS	7 at GSV 5/21/25	7 at GSV 5/21/25
STLS	2 vs. ATL 5/16/25	4 2 times (vs. IND, 9/19/24)
BLKS	1 at CON 5/18/25	17 times (@ CON, 5/18/25)
MINS	36 vs. MIN 6/24/25	36 vs. MIN 6/24/25





#33 Lucy Olsen

Guard • 5-10 • 26/5/03 • Iowa/USA

Rookie

SEASON	GP	GS	PPG	RPG	APG	SPG	BPG	MPG	FG%	3FG%	FT%
2025-26	17	0	3.8	1.1	0.9	0.12	0.06	10.8	.436	.391	.889
	POINTS				REB	AST	BLK	STL			
	10+	20+	30+	10+	10+	3+	3+	DBL-DBL	TPL-DBL		
Career	2	--	--	--	--	--	--	--	--	--	--
RECENT GAMES											
OPPONENT	W/L	MIN	FG-A	3P-A	FT-A	OR	DR	TR	A	PF	ST
7/8 vs. CHI	W	5:55	1-1	0-0	0-0	0	0	0	0	0	0
7/3 at MIN	L	16:52	7-10	1-2	4-4	0	1	1	3	1	0
6/28 at DAL	L	23:47	0-5	0-2	0-0	0	2	2	2	1	0
6/26 at LVA	W	37:31	5-12	3-7	1-1	1	3	4	3	1	1
6/24 vs. MIN	W	6:08	1-3	0-0	0-0	0	1	1	0	2	0

2024 SEASON HIGHLIGHTS:

- Transferred to Iowa for her senior season after three years at Villanova
- 2024 and 2025 honorable mention All-American, 2022 BIG EAST All-Rookie Team selection, twotime All-BIG EAST selection, and 2025 All-Big Ten First-Team selection
- Averaged 17.9 points, 3.6 rebounds, and 5.1 assists for the Hawkeyes during the 2024-25 season
- Became just the third Hawkeye since 2009 to record more than 10 or more assists in a game (joining Caitlin Clark, Sam Logic).
- Finished her collegiate career with 2,077 points, 524 rebounds, and 548 assists
- Scored 20+ points in 42 career games and led Iowa with 12 such games in 2025
- Joined Caitlin Clark as only the second Hawkeye since 2009 to record a 30+ point, 5+ rebound, 5+ assist game (32/6/7 at Nebraska on Feb. 10, 2025)
- Recorded a 12-point, 12-assist double-double in the NCAA Tournament First Round against Murray State, becoming the third Hawkeye since 2009 to have a 10+ assist double-double in an NCAA Tournament game

2025 SEASON HIGHLIGHTS:

- Had a then career-best game on 6/8 vs. CON, recording five points and three assists
- On 6/26 at LVA, recorded a then career-high 14 points off the bench, including three three-pointers, while logging a career-best 37 minutes
- Rrecorded a career-best and team-high 19 points on 7/3 at MIN...Went 7-10 from the field and dished three assists

	2025-26 HIGHS	CAREER HIGHS
PTS	19 at MIN 7/3/25	19 at MIN 7/3/25
FGM	7 at MIN 7/3/25	7 at MIN 7/3/25
FGA	12 at LVA 6/26/25	12 at LVA 6/26/25
3FGM	3 at LVA 6/26/25	3 at LVA 6/26/25
3FGA	7 at LVA 6/26/25	7 at LVA 6/26/25
FTM	4 at MIN 7/3/25	4 at MIN 7/3/25
FTA	4 at MIN 7/3/25	4 at MIN 7/3/25
OREB	1 3 times (@ LVA, 6/26/25)	1 3 times (@ LVA, 6/26/25)
DREB	4 at LVA 5/23/25	4 at LVA 5/23/25
TREB	5 at LVA 5/23/25	5 at LVA 5/23/25
ASTS	3 3 times (@ MIN, 7/3/25)	3 3 times (@ MIN, 7/3/25)
STLS	12 times (@ LVA, 6/26/25)	12 times (@ LVA, 6/26/25)
BLKS	1 at GSV 5/21/25	1 at GSV 5/21/25
MINS	38 at LVA 6/26/25	38 at LVA 6/26/25



#1 Sug Sutton

Guard • 5-8 • 17/12/98 • Texas-Austin/USA

3 Years Pro

SEASON	GP	GS	PPG	RPG	APG	SPG	BPG	MPG	FG%	3FG%	FT%	2025-26 HIGHS		CAREER HIGHS	
2025-26	18	18	7.4	1.6	2.9	1.11	0.17	24.7	.475	.408	.739	PTS	17 at LVA 6/26/25	21 vs. LVA 6/21/23	
												FGM	6 at LVA 6/26/25	9 vs. LVA 6/21/23	
												FGA	12 vs. MIN 6/24/25	18 vs. LVA 9/8/23	
												3FGM	3 2 times (@ LVA, 6/26/25)	4 at LVA 9/10/23	
												3FGA	5 3 times (@ DAL, 6/28/25)	7 at LVA 9/10/23	
												FTM	4 vs. DAL 6/22/25	6 at DAL 6/9/23	
												FTA	6 vs. DAL 6/22/25	6 3 times (vs. DAL, 6/22/25)	
												OREB	1 3 times (vs. MIN, 6/24/25)	2 at CON 8/31/23	
												DREB	5 at ATL 6/20/25	10 vs. LVA 9/8/23	
												TREB	5 at ATL 6/20/25	11 vs. LVA 9/8/23	
												ASTS	6 at CHI 6/17/25	11 vs. LVA 9/8/23	
												STLS	4 vs. MIN 6/24/25	4 vs. MIN 6/24/25	
												BLKS	1 3 times (vs. NYL, 6/5/25)	17 times (vs. NYL, 6/5/25)	
												MINS	40 at LVA 6/26/25	40 at LVA 6/26/25	

RECENT GAMES														
OPPONENT	W/L	MIN	FG-A	3P-A	FT-A	OR	DR	TR	A	PF	ST	TO	BS	PTS
7/8 vs. CHI	W	22:45	3-6	1-3	2-2	0	1	1	2	2	1	1	0	9
7/3 at MIN	L					DND - Injury								
6/28 at DAL	L	30:09	5-8	2-5	0-0	0	1	1	3	2	1	2	0	12
6/26 at LVA	W	40:00	6-10	3-5	2-2	0	1	1	5	1	1	2	0	17
6/24 vs. MIN	W	35:19	5-12	2-3	0-0	1	0	1	4	0	4	3	0	12

2024 SEASON HIGHLIGHTS:

- Appeared in 29 games off the bench for Phoenix and Washington
- Was acquired by Washington on August 20
- Appeared in 22 games for the Mercury and In seven games for Washington, averaged 1.4 assists in 7.3 minutes per game
- Scored in double figures twice
- Scored a season-high 12 points on May 21, 2024
- Totaled three-plus assists in eight games.

2025 SEASON HIGHLIGHTS:

- On 5/30 vs. NYL, was a perfect from the field (2-2), three-point range (1-1), and free throw line (2-2)...Became the 11th player in Mystics history to shoot 100% from the field, three, and free-throw line in a game – and the first since Stefanie Dolson (Aug. 19, 2024)
- Scored 10 points (4-7 FG) and dished four assists on 6/8 vs. CON
- Recorded a season-high six assists on 6/17 at CHI
- Totaled seven points, five rebounds, and three assists on 6/20 at ATL
- On 6/22, scored a season-high 15 points on perfect shooting from the field (4-4 FG, 3-3 3PT) and 4-of-6 from the free-throw line
- Surpassed 500 points for her career on 6/22 vs. DAL
- Has scored 10+ points in seven games
- Recorded four steals on 6/24 vs. MIN



#20 Brittney Sykes

Guard • 5-9 • 7/2/94 • Syracuse/USA

8 Years Pro

SEASON	GP	GS	PPG	RPG	APG	SPG	BPG	MPG	FG%	3FG%	FT%
2025-26	16	16	17.4	3.9	4.6	1.13	0.31	32.1	.370	.357	.776
	POINTS				REB	AST	BLK	STL			
	10+	20+	30+	10+	10+	3+	3+	DBL-DBL	TPL-DBL		
Career	134	33	6	7	1	3	39	6	--		

RECENT GAMES														
OPPONENT	W/L	MIN	FG-A	3P-A	FT-A	OR	DR	TR	A	PF	ST	TO	BS	PTS
7/8 vs. CHI	W	32:23	5-12	0-2	1-3	0	4	4	4	0	2	3	0	11
7/3 at MIN	L	23:01	2-9	0-3	3-6	0	2	2	2	0	0	4	0	7
6/28 at DAL	L	25:52	3-8	0-1	0-0	0	4	4	5	4	1	2	0	6
6/26 at LVA	W	DND - Injury												
6/24 vs. MIN	W	DND - Injury												

2024 SEASON HIGHLIGHTS:

- Saw action in 18 games (all starts) for Washington
- Averaged 12.2 points, 4.1 rebounds, 3.1 assists, and 0.9 steals per game
- Scored a season-high 28 points (12-20 FG) on Aug.23 vs. LA Sparks
- Scored in double figures on 11 occasions
- Scored 20+ points three times
- Third consecutive year that she has averaged double figure scoring
- Totaled one double-double on the seasons
- Dished five-plus assists in five games
- Was named to the 2024 FIBA 3x3 Women's AmeriCup Team that won a silver medal in San Juan, Puerto Rico
- During the 2024-25 offseason, played for Rose in the inaugural season of Unrivaled (2025)...Won a championship with the team, beating the Vinyl 62-54...Averaged 11.6 points, 3.9 rebounds, 1.8 assists in 12 games

2025 SEASON HIGHLIGHTS:

- On 5/16 vs. ATL, totaled 22 points and five assists...marked Sykes' ninth career game with 20+ points and 5+ assists...Her 22 points on 5/16 marked the most points she has scored in a season opener in her career
- Recorded 27 points on 5/18 at CON, marking the first time in her career she has posted 20+ points and 5+ assists in back-to-back games (5/16/25 and 5/18/25)
- Attempted 13 (5/16) and 12 (5/18) free throws during the first two games of the season - joining Chamique Holdsclaw (6/20/04-6/22/04) as the only players in Mystics history to attempt 12+ free throws in consecutive games
- Is the first player since Yolanda Griffith (6/10/99-6/12/99) to attempt at least 25 free throws in the first two games of a WNBA season
- Scored 20+ points in three consecutive games (5/16-5/21) and scored 30 points on 5/21, her fifth career 30+ point performance
- Has totaled nine 20+ point games and two 30+ point outings
- Her 55 made free throws through six games were the most in WNBA history over that span, breaking Cynthia Cooper's 1999 record of 50...Her 67 attempts were also the most by any player in league history through the first six game
- Reached 3,000-career points on 5/30 vs. NYL
- Attempted a career-best 15 free throw attempts on 6/8 vs. CON
- Has recorded 5+ assists in seven games
- Dished out 27 assists over her last five games (6/5-6/20), averaging 5.4 APG, tied for the second-best five-game stretch of her career (best: 5.6 APG, Aug. 4 -13, 2023).

	2025-26 HIGHS	CAREER HIGHS
PTS	32 at CHI 6/17/25	35 vs. DAL 8/14/22
FGM	13 at CHI 6/17/25	13 2 times (@ CHI, 6/17/25)
FGA	24 at CHI 6/17/25	24 2 times (@ CHI, 6/17/25)
3FGM	4 at CHI 6/17/25	5 2 times (vs. ATL, 9/8/23)
3FGA	6 vs. ATL 5/16/25	13 vs. ATL 9/8/23
FTM	14 vs. CON 6/8/25	14 vs. CON 6/8/25
FTA	15 vs. CON 6/8/25	15 vs. CON 6/8/25
OREB	2 2 times (@ CHI, 6/17/25)	5 vs. PHO 6/16/21
DREB	7 vs. IND 5/28/25	9 6 times (vs. NYL, 5/14/24)
TREB	9 vs. IND 5/28/25	11 at CHI 6/22/23
ASTS	8 at ATL 6/20/25	10 vs. ATL 6/28/23
STLS	3 2 times (@ CHI, 6/17/25)	7 vs. NYL 6/20/21
BLKS	2 vs. IND 5/28/25	3 3 times (vs. CON, 8/22/23)
MINS	39 vs. DAL 6/22/25	40 vs. ATL 8/17/21



2025 REGULAR SEASON MYSTICS INDIVIDUAL SINGLE-GAME HIGHS

Points	32	Brittney Sykes	at Sky	6/17
3-Pointers Made	4	Sonia Citron	at Aces	5/23
		Brittney Sykes	at Sky	6/17
		Sonia Citron	vs. Wings	6/22
Steals	5	Kiki Iriafen	vs. Wings	6/22
Rebounds	14	Kiki Iriafen	at Sun	5/18
Freethrows Made	14	Brittney Sykes	vs. Sun	6/8
Defensive Rating	99.8	Sika Koné	at Sun	5/18
Offensive Rating	99.8	Aaliyah Edwards	vs. Liberty	6/5

2025 REGULAR SEASON OPPONENTS INDIVIDUAL SINGLE-GAME HIGHS

Points	32	Allisha Gray	vs. Dream	6/15
3-Pointers Made	6	Allisha Gray	vs. Dream	5/16
		Allisha Gray	vs. Dream	6/15
Steals	5	Courtney Williams	at Lynx	7/3
Rebounds	18	Jonquel Jones	vs. Liberty	5/30
Freethrows Made	12	Angel Reese	vs. Sky	7/8
Defensive Rating	99.6	Chelsea Gray	at Aces	5/23
Offensive Rating	99.8	A'ja Wilson	at Aces	5/23



	WASHINGTON MYSTICS		OPPONENTS	
Points	32	Brittney Sykes at CHI 06/17/2025	32	Allisha Gray vs. ATL 06/15/2025
Points in a Quarter	17	Brittney Sykes (3rd) vs. CON 06/08/2025	14	Arike Ogunbowale (2nd) vs. DAL 06/22/2025
			14	Veronica Burton (4th) at GSV 05/21/2025
Points in a Half	20	Brittney Sykes (2nd) at CHI 06/17/2025	19	Allisha Gray (1st) vs. ATL 05/16/2025
Field Goals	13	Shakira Austin at ATL 06/20/2025	11	Napheesa Collier at MIN 07/03/2025
	13	Brittney Sykes at CHI 06/17/2025		
Field Goal Attempts	24	Brittney Sykes at CHI 06/17/2025	21	Napheesa Collier at MIN 07/03/2025
			21	Marina Mabrey at CON 05/18/2025
Field Goal Percentage	1.000	Sug Sutton (4-4) vs. DAL 06/22/2025	1.000	Aliyah Boston (5-5) at IND 06/03/2025
3-PT Field Goal	4	Sonia Citron vs. DAL 06/22/2025	6	Allisha Gray vs. ATL 06/15/2025
	4	Brittney Sykes at CHI 06/17/2025	6	Allisha Gray vs. ATL 05/16/2025
	4	Sonia Citron at LVA 05/23/2025		
3-PT FG Attempts	8	Sonia Citron at DAL 06/28/2025	12	Rhyne Howard vs. ATL 05/16/2025
3-PT FG Percentage	1.000	Sug Sutton (3-3) vs. DAL 06/22/2025	1.000	Kennedy Burke (4-4) vs. NYL 06/05/2025
Free Throws	14	Brittney Sykes vs. CON 06/08/2025	12	Angel Reese vs. CHI 07/08/2025
Free Throw Attempts	15	Brittney Sykes vs. CON 06/08/2025	15	Angel Reese vs. CHI 07/08/2025
Free Throw Percentage	1.000	Sonia Citron (7-7) at DAL 06/28/2025	1.000	DeWanna Bonner (9-9) vs. IND 05/28/2025
Offensive Rebounds	6	Kiki Iriafen vs. NYL 06/05/2025	6	Jessica Shepard vs. MIN 06/24/2025
			6	Kamilla Cardoso at CHI 06/17/2025
			6	Brionna Jones vs. ATL 05/16/2025
Defensive Rebounds	10	Kiki Iriafen at PHO 05/25/2025	15	Jonquel Jones vs. NYL 05/30/2025
	10	Kiki Iriafen at CON 05/18/2025		
Total Rebounds	14	Kiki Iriafen at CON 05/18/2025	18	Jonquel Jones vs. NYL 05/30/2025
Assists	8	Brittney Sykes at ATL 06/20/2025	8	Courtney Williams at MIN 07/03/2025
	8	Stefanie Dolson at LVA 05/23/2025	8	Chelsea Gray at LVA 06/26/2025
			8	Marina Mabrey vs. CON 06/08/2025
			8	Lindsay Allen at CON 05/18/2025
Steals	5	Kiki Iriafen vs. DAL 06/22/2025	5	Courtney Williams at MIN 07/03/2025
Blocks	4	Shakira Austin at CHI 06/17/2025	6	Alanna Smith vs. MIN 06/24/2025
Minutes	41:14	Sonia Citron vs. DAL 06/22/2025	41:10	Arike Ogunbowale vs. DAL 06/22/2025
Points in Paint	24	Shakira Austin at ATL 06/20/2025	20	Napheesa Collier at MIN 07/03/2025
Second Chance Points	9	Shakira Austin at ATL 06/20/2025	9	Allisha Gray vs. ATL 05/16/2025
Fast Break Points	13	Brittney Sykes at CHI 06/17/2025	8	Rachel Banham vs. CHI 07/08/2025

MYSTICS HIGHS	MYSTICS LOWS	CATEGORY	OPPONENTS HIGHS	OPPONENTS LOWS
104 vs. CON 06/08/2025	56 vs. ATL 06/15/2025	Points	92 (2) at MIN 07/03/2025	64 vs. MIN 06/24/2025
29 at LVA 06/26/2025	9 at DAL 06/28/2025	Points/1st Qtr.	28 at DAL 06/28/2025	11 at GSV 05/21/2025
28 at CON 05/18/2025	7 at PHO 05/25/2025	Points/2nd Qtr.	32 vs. NYL 06/05/2025	15 (2) vs. MIN 06/24/2025
53 at LVA 06/26/2025	22 at PHO 05/25/2025	Points/1st Half	49 vs. NYL 06/05/2025	31 at GSV 05/21/2025
30 vs. ATL 05/16/2025	10 vs. ATL 06/15/2025	Points/3rd Qtr.	31 at IND 06/03/2025	12 at CHI 06/17/2025
31 at ATL 06/20/2025	12 vs. ATL 06/15/2025	Points/4th Qtr.	29 at GSV 05/21/2025	9 vs. MIN 06/24/2025
54 vs. CON 06/08/2025	22 vs. ATL 06/15/2025	Points/2nd Half	49 at MIN 07/03/2025	27 vs. MIN 06/24/2025
36 vs. CON 06/08/2025	18 vs. ATL 06/15/2025	Field Goals	37 at MIN 07/03/2025	21 at PHO 05/25/2025
74 vs. NYL 05/30/2025	54 at PHO 05/25/2025	Field Goal Attempts	80 at MIN 07/03/2025	58 vs. MIN 06/24/2025
571 vs. CON 06/08/2025	284 vs. NYL 05/30/2025	Field Goal Percentage	.508 at IND 06/03/2025	.319 at GSV 05/21/2025
10 (2) at LVA 06/26/2025	1 at IND 06/03/2025	3-PT Field Goal	18 vs. ATL 06/15/2025	3 (3) vs. MIN 06/24/2025
24 at PHO 05/25/2025	10 at IND 06/03/2025	3-PT FG Attempts	42 vs. ATL 06/15/2025	10 at CHI 06/17/2025
526 at LVA 06/26/2025	.100 at IND 06/03/2025	3-PT FG Percentage	.429 vs. ATL 06/15/2025	.167 vs. MIN 06/24/2025
28 vs. DAL 06/22/2025	9 vs. MIN 06/24/2025	Free Throws	26 vs. DAL 06/22/2025	8 vs. CON 06/08/2025
41 vs. DAL 06/22/2025	12 vs. MIN 06/24/2025	Free Throw Attempts	32 vs. DAL 06/22/2025	9 (2) at MIN 07/03/2025
944 vs. NYL 05/30/2025	.548 vs. CHI 07/08/2025	Free Throw Percentage	1.000 at MIN 07/03/2025	.609 at IND 06/03/2025
14 vs. MIN 06/24/2025	5 (2) at MIN 07/03/2025	Offensive Rebounds	15 vs. ATL 05/16/2025	1 at IND 06/03/2025
36 at GSV 05/21/2025	18 at DAL 06/28/2025	Defensive Rebounds	37 vs. NYL 05/30/2025	16 vs. CON 06/08/2025
43 at GSV 05/21/2025	26 (2) at DAL 06/28/2025	Total Rebounds	46 vs. NYL 05/30/2025	19 at IND 06/03/2025
25 at ATL 06/20/2025	12 (2) vs. ATL 06/15/2025	Assists	24 (3) at MIN 07/03/2025	15 (6) vs. MIN 06/24/2025
14 at CHI 06/17/2025	2 (2) at MIN 07/03/2025	Steals	15 at PHO 05/25/2025	4 (2) at LVA 06/26/2025
16 (19) at ATL 06/20/2025	16 (19) at ATL 06/20/2025	Team Fouls	15 (19) at MIN 07/03/2025	15 (19) at MIN 07/03/2025
32 at CON 05/18/2025	12 at MIN 07/03/2025	Personal Fouls	33 vs. DAL 06/22/2025	15 vs. NYL 05/30/2025
27 at PHO 05/25/2025	7 vs. ATL 05/16/2025	Turnovers	22 at CHI 06/17/2025	6 (2) at MIN 07/03/2025
5 (3) at CHI 06/17/2025	0 (2) at LVA 06/26/2025	Blocks	8 (2) vs. MIN 06/24/2025	1 at PHO 05/25/2025
56 vs. CON 06/08/2025	22 at PHO 05/25/2025	Points in Paint	52 at MIN 07/03/2025	18 at PHO 05/25/2025
19 at ATL 06/20/2025	3 (2) at CHI 06/17/2025	Second Chance Points	23 vs. ATL 05/16/2025	2 at LVA 06/26/2025
23 at CON 05/18/2025	0 (2) vs. NYL 06/05/2025	Fast Break Points	17 vs. CON 06/08/2025	0 vs. IND 05/28/2025
38 vs. CON 06/08/2025	2 (2) at DAL 06/28/2025	Biggest Lead	35 vs. ATL 06/15/2025	0 vs. CON 06/08/2025
43 (2) at MIN 07/03/2025	1 vs. DAL 06/22/2025	Bench Points	36 at DAL 06/28/2025	9 at LVA 05/23/2025
40 at CHI 06/17/2025	3 vs. ATL 06/15/2025	Points Off Turnovers	28 at MIN 07/03/2025	3 at CHI 06/17/2025





BY MYSTICS	AN INDIVIDUAL...	BY OPPONENT
32 PTS, Brittney Sykes: (WAS W, 79-72) @ Chicago, 06/17/25	Scored 30+ points	32 PTS, Allisha Gray: (WAS L, 56-89) vs. Atlanta, 06/15/25
* Never Has Happened *	Scored 40+ points	40 PTS, A'ja Wilson: (WAS L, 89-113) @ Las Vegas, 08/11/23
15 REB, Elizabeth Williams: (WAS W, 87-75) @ Indiana, 05/31/22	Had 15+ Rebounds	15 REB, Angel Reese: (WAS W, 81-79) vs. Chicago, 07/08/25
20 REB, Krystal Thomas: (WAS L, 74-76) @ Las Vegas, 08/04/17	Had 20+ Rebounds	22 REB, Jonquel Jones: (WAS L, 76-86) vs. Connecticut, 08/29/17
* Never Has Happened *	Had 10+ Offensive Rebounds	10 OREB, Sylvia Fowles: (WAS L, 85-89) @ Chicago, 07/10/13
15 AST, Natasha Cloud: (WAS L, 75-80) vs. Atlanta, 09/08/23	Had 15+ assists	15 AST, Courtney Vandersloot: (WAS W, 89-85 (OT)) @ Chicago, 07/10/21
5 BLK, Shakira Austin: (WAS L, 80-85) vs. New York, 05/14/24	Had 5+ Blocks	6 BLK, Alanna Smith: (WAS W, 68-64) vs. Minnesota, 06/24/25
5 STL, Kiki Iriafen: (WAS W, 91-88 (OT)) vs. Dallas, 06/22/25	Had 5+ Steals	5 STL, Courtney Williams: (WAS L, 75-92) @ Minnesota, 07/03/25
13 FGM, Shakira Austin: (WAS L, 91-92) @ Atlanta, 06/20/25	Made 10+ Field Goals	11 FGM, Napheesa Collier: (WAS L, 75-92) @ Minnesota, 07/03/25
* Never Has Happened *	Made 15+ Field Goals	17 FGM, A'ja Wilson: (WAS L, 89-113) @ Las Vegas, 08/11/23
* Never Has Happened *	Made 20+ Field Goals	* Never Has Happened *
7 3FGM, Kristi Toliver: (WAS W, 100-96) vs. Atlanta, 07/19/17	Made 7+ 3-Pointers	7 3FGM, Caitlin Clark: (WAS L, 83-85) vs. Indiana, 06/07/24
10 3FGM, Ariel Atkins: (WAS L, 73-76 (OT)) vs. Atlanta, 09/15/24	10+ 3-Pointer Attempts	11 3FGM, Rhyne Howard: (WAS L, 56-89) vs. Atlanta, 06/15/25
16 FTM, Monique Currie: (WAS W, 82-77) vs. Dallas, 07/25/14	Made 15+ Free Throws	15 FTM, Katie Douglas: (WAS L, 81-85) @ Indiana, 07/28/09
5 TO, Shakira Austin: (WAS L, 75-92) @ Minnesota, 07/03/25	5+ Turnovers	5 TO, Ariel Atkins: (WAS W, 81-79) vs. Chicago, 07/08/25
11 FD, Brittney Sykes: (WAS W, 90-85) @ Connecticut, 05/18/25	10+ Fouls Drawn	10 FD, Angel Reese: (WAS W, 81-79) vs. Chicago, 07/08/25
10 FGM/10 FGM, Ariel Atkins/Theresa Plaisance: (WAS W, 96-93) vs. Atlanta, 06/17/21	Two Players with 10+ Field Goals Made	12 FGM/10 FGM, Jonquel Jones/Brionna Jones: (WAS L, 75-85) vs. Connecticut, 08/31/21
5 3FGM/5 3FGM, Leilani Mitchell/Tina Charles: (WAS W, 87-83) @ Seattle, 06/22/21	Two Players with 5+ 3-Pointers Made	5 3FGM/5 3FGM, Riquna Williams/Nneka Ogumike: (WAS L, 81-98) @ Los Angeles, 07/07/19
* Never Has Happened *	Had a triple-double	14 PTS, 11 REB, 10 AST, Satou Sabally: (WAS L, 62-90) @ Dallas, 07/28/23





22 PTS, 24 REB, Chamique Holdsclaw: (WAS W, 74-70) @ Charlotte, 05/23/03	Had a 20/20 game	* Never Has Happened *
--	------------------	------------------------

3rd period, Karlie Samuelson: (WAS L, 71-87) vs. New York, 09/17/24	Had a four-point play	4th period, Kayla Thornton: (WAS L, 74-76) @ Golden State, 05/21/25
---	-----------------------	---

A TEAM...

* Never Has Happened *	Shot .600+ from the field	.617 (37-60), (WAS L, 69-101) @ Seattle, 05/25/24
------------------------	---------------------------	---

37 PTS, (WAS W, 104-67) vs. Connecticut, 06/08/25	Won by 20+ points	33 PTS, (WAS L, 56-89) vs. Atlanta, 06/15/25
---	-------------------	--

37 PTS, (WAS W, 104-67) vs. Connecticut, 06/08/25	Won by 30+ points	33 PTS, (WAS L, 56-89) vs. Atlanta, 06/15/25
---	-------------------	--

43 PTS, (WAS W, 102-59) vs. Connecticut, 06/29/19	Won by 40+ points	* Never Has Happened *
---	-------------------	------------------------

* Never Has Happened *	Won by 50+ points	* Never Has Happened *
------------------------	-------------------	------------------------

71 REB, (WAS W, 85-80) vs. Phoenix, 08/06/17	Had 60+ rebounds	65 REB, (WAS L, 72-89) @ Dallas, 07/02/23
--	------------------	---

* Never Has Happened *	Had 35+ assists	* Never Has Happened *
------------------------	-----------------	------------------------

30 AST, (WAS W, 101-72) vs. New York, 08/25/19	Had 30+ assists	31 AST, (WAS L, 77-98) @ Las Vegas, 07/04/24
--	-----------------	--

* Never Has Happened *	Made 50+ field goals	* Never Has Happened *
------------------------	----------------------	------------------------

* Never Has Happened *	Made 35+ free throws	* Never Has Happened *
------------------------	----------------------	------------------------

1st OT, (WAS W, 91-88 (OT)) vs. Dallas, 06/22/25	Overtime Win	1st OT, (WAS L, 73-76 (OT)) vs. Atlanta, 09/15/24
--	--------------	---

* Never Has Happened *	Double-Overtime Win	* Never Has Happened *
------------------------	---------------------	------------------------

THE MYSTICS (SINGLE-SEASON)...

8/25/2019 — 9/19/2019 (8)	Won 5 straight	--
---------------------------	----------------	----

* Never Has Happened *	Won 10 straight	--
------------------------	-----------------	----

6/16/2023 — 7/11/2023 (5)	Won 5 straight at home	--
---------------------------	------------------------	----

7/21/2019 — 9/19/2019 (12)	Won 10 straight at home	--
----------------------------	-------------------------	----

* Never Has Happened *	Won 15 straight at home	--
------------------------	-------------------------	----

8/26/2024 — 9/13/2024 (6)	Won 5 straight on road	--
---------------------------	------------------------	----

* Never Has Happened *	Won 10 straight on road	--
------------------------	-------------------------	----

* Never Has Happened *	Won 15 straight on road	--
------------------------	-------------------------	----

7/14/2024 — 8/20/2024 (5)	Lost 5 straight	--
---------------------------	-----------------	----

5/4/2024 — 6/9/2024 (14)	Lost 10 straight	--
--------------------------	------------------	----

6/27/2024 — 8/20/2024 (6)	Lost 5 straight at home	--
---------------------------	-------------------------	----

5/4/2024 — 6/9/2024 (8)	Lost 5 straight on road	--
-------------------------	-------------------------	----



DATE	OPPONENT	FORWARD	FORWARD	CENTER	GUARD	GUARD	SCORE	W/L
May 16, 2025	vs. Atlanta	#22 Sonia Citron	#44 Kiki Iriafen	#31 Stefanie Dolson	#1 Sug Sutton	#20 Brittney Sykes	94-90	W
May 18, 2025	@ Connecticut	#22 Sonia Citron	#44 Kiki Iriafen	#31 Stefanie Dolson	#1 Sug Sutton	#20 Brittney Sykes	90-85	W
May 21, 2025	@ Golden State	#22 Sonia Citron	#44 Kiki Iriafen	#31 Stefanie Dolson	#1 Sug Sutton	#20 Brittney Sykes	76-74	L
May 23, 2025	@ Las Vegas	#5 Jade Melbourne	#44 Kiki Iriafen	#31 Stefanie Dolson	#1 Sug Sutton	#22 Sonia Citron	75-72	L
May 25, 2025	@ Phoenix	#22 Sonia Citron	#44 Kiki Iriafen	#31 Stefanie Dolson	#1 Sug Sutton	#20 Brittney Sykes	68-62	L
May 28, 2025	vs. Indiana	#22 Sonia Citron	#44 Kiki Iriafen	#31 Stefanie Dolson	#1 Sug Sutton	#20 Brittney Sykes	83-77	W
May 30, 2025	vs. New York	#22 Sonia Citron	#44 Kiki Iriafen	#31 Stefanie Dolson	#1 Sug Sutton	#20 Brittney Sykes	85-63	L
Jun 3, 2025	@ Indiana	#22 Sonia Citron	#44 Kiki Iriafen	#31 Stefanie Dolson	#20 Brittney Sykes	#1 Sug Sutton	85-76	L
Jun 5, 2025	vs. New York	#22 Sonia Citron	#44 Kiki Iriafen	#31 Stefanie Dolson	#1 Sug Sutton	#20 Brittney Sykes	86-78	L
Jun 8, 2025	vs. Connecticut	#22 Sonia Citron	#44 Kiki Iriafen	#31 Stefanie Dolson	#1 Sug Sutton	#20 Brittney Sykes	104-67	W
Jun 15, 2025	vs. Atlanta	#22 Sonia Citron	#44 Kiki Iriafen	#31 Stefanie Dolson	#1 Sug Sutton	#20 Brittney Sykes	89-56	L
Jun 17, 2025	@ Chicago	#22 Sonia Citron	#44 Kiki Iriafen	#0 Shakira Austin	#1 Sug Sutton	#20 Brittney Sykes	79-72	W
Jun 20, 2025	@ Atlanta	#22 Sonia Citron	#44 Kiki Iriafen	#0 Shakira Austin	#1 Sug Sutton	#20 Brittney Sykes	92-91	L
Jun 22, 2025	vs. Dallas	#22 Sonia Citron	#44 Kiki Iriafen	#0 Shakira Austin	#1 Sug Sutton	#20 Brittney Sykes	91-88	W
Jun 24, 2025	vs. Minnesota	#22 Sonia Citron	#44 Kiki Iriafen	#0 Shakira Austin	#1 Sug Sutton	#5 Jade Melbourne	68-64	W
Jun 26, 2025	@ Las Vegas	#22 Sonia Citron	#44 Kiki Iriafen	#0 Shakira Austin	#1 Sug Sutton	#5 Jade Melbourne	94-83	W
Jun 28, 2025	@ Dallas	#22 Sonia Citron	#44 Kiki Iriafen	#0 Shakira Austin	#1 Sug Sutton	#20 Brittney Sykes	79-71	L
Jul 3, 2025	@ Minnesota	#22 Sonia Citron	#44 Kiki Iriafen	#0 Shakira Austin	#5 Jade Melbourne	#20 Brittney Sykes	92-75	L
Jul 8, 2025	vs. Chicago	#22 Sonia Citron	#44 Kiki Iriafen	#0 Shakira Austin	#1 Sug Sutton	#20 Brittney Sykes	81-79	W
Jul 10, 2025	Las Vegas	--	--	--	--	--	--	--
Jul 13, 2025	at Seattle	--	--	--	--	--	--	--
Jul 15, 2025	at Los Angeles	--	--	--	--	--	--	--
Jul 22, 2025	Los Angeles	--	--	--	--	--	--	--
Jul 26, 2025	Seattle	--	--	--	--	--	--	--
Jul 27, 2025	Phoenix	--	--	--	--	--	--	--
Jul 29, 2025	Chicago	--	--	--	--	--	--	--
Jul 31, 2025	Golden State	--	--	--	--	--	--	--
Aug 3, 2025	at Atlanta	--	--	--	--	--	--	--
Aug 5, 2025	at Chicago	--	--	--	--	--	--	--
Aug 8, 2025	at Minnesota	--	--	--	--	--	--	--
Aug 10, 2025	at Dallas	--	--	--	--	--	--	--
Aug 13, 2025	Golden State	--	--	--	--	--	--	--
Aug 15, 2025	at Indiana	--	--	--	--	--	--	--
Aug 17, 2025	Los Angeles	--	--	--	--	--	--	--
Aug 19, 2025	Connecticut	--	--	--	--	--	--	--
Aug 21, 2025	at Connecticut	--	--	--	--	--	--	--
Aug 23, 2025	Las Vegas	--	--	--	--	--	--	--
Aug 24, 2025	Seattle	--	--	--	--	--	--	--
Aug 28, 2025	at New York	--	--	--	--	--	--	--
Aug 30, 2025	at Golden State	--	--	--	--	--	--	--
Aug 31, 2025	at Los Angeles	--	--	--	--	--	--	--
Sep 4, 2025	Phoenix	--	--	--	--	--	--	--
Sep 7, 2025	Indiana	--	--	--	--	--	--	--
Sep 9, 2025	at New York	--	--	--	--	--	--	--





TEAM TREND	TTL	LAST GAME	TEAM TREND	TTL	LAST GAME
<4 Mystics w/ 10+ pts	2-8	@ MIN 7/3/25	Mystics shoot 50.0% or better	3-2	@ ATL 6/20/25
4+ Mystics w/ 10+ pts	7-2	vs. CHI 7/8/25	Opp shoots 50.0% or better	1-1	@ LVA 6/26/25
5+ Mystics w/ 10+ pts	3-0	@ LVA 6/26/25	Mystics shoot 45.0% or better	6-3	@ MIN 7/3/25
6+ Mystics w/ 10+ pts	1-0	vs. CON 6/8/25	Mystics shoot 44.0% or below	3-7	vs. CHI 7/8/25
7+ Mystics w/ 10+ pts	0-0		Mystics shoot 40.0% or below	1-6	@ DAL 6/28/25
8+ Mystics w/ 10+ pts	0-0		Opp shoots 45.0% or better	3-4	vs. CHI 7/8/25
Mystics no 20+ pt scorer	2-5	vs. CHI 7/8/25	Opp shoots 40.0% or below	4-3	vs. MIN 6/24/25
Opp no 20+ pt scorer	2-3	@ DAL 6/28/25	Mystics w/10+ 3-pointers made	1-1	@ LVA 6/26/25
2+ Mystics w/20+ pt scorer	1-2	vs. DAL 6/22/25	Opp w/10+ 3-pointers made	1-5	vs. ATL 6/15/25
2+ Opp w/20+ pt scorer	2-0	vs. CHI 7/8/25	Mystics w/15+ 3-pointers made	0-0	
3+ Mystics w/20+ pt scorer	0-0		Opp w/15+ 3-pointers made	0-1	vs. ATL 6/15/25
3+ Opp w/20+ pt scorer	0-0		Mystics 3FG% 40.0% or better	4-1	@ LVA 6/26/25
Mystics w/30+ pt scorer	1-1	@ CHI 6/17/25	Opp 3FG% 40.0% or better	0-1	vs. ATL 6/15/25
Opp w/30+ pt scorer	0-1	vs. ATL 6/15/25	Mystics FT% 80.0 or better	1-4	@ DAL 6/28/25
All 5 Starters w/10+ pts	0-0		Opp FT% 80.0 or better	5-7	@ MIN 7/3/25
Opp 5 Starters w/10+ pts	0-1	@ ATL 6/20/25	Mystics FT% below 70.0	3-2	vs. CHI 7/8/25
2+ reserves w/10+ pts	1-1	@ MIN 7/3/25	Opp FT% below 70.0	3-2	vs. MIN 6/24/25
Opp 2+ reserves w/10+ pts	0-2	@ DAL 6/28/25	Mystics FTM >= Opp FTA	3-3	@ MIN 7/3/25
3+ reserves w/10+ pts	0-0		Opp FTM >= Mystics FTA	1-3	vs. MIN 6/24/25
Opp 3+ reserves w/10+ pts	0-0		Mystics FG% >= Opp FG%	5-5	vs. DAL 6/22/25
Mystics <20 pts. in 1st qtr	4-7	@ DAL 6/28/25	Opp FG% >= Mystics FG%	3-4	vs. CHI 7/8/25
Opp <20 pts. in 1st qtr	2-7	vs. CHI 7/8/25	Mystics w/30+ FTA	4-0	vs. CHI 7/8/25
Mystics w/30+ pts in 1st qtr	0-0		Opp w/30+ FTA	1-1	vs. DAL 6/22/25
Opp w/30+ pts in 1st qtr	0-0		Mystics w/20+ asts	4-2	vs. DAL 6/22/25
Mystics under 50 pts 1st half	7-10	vs. CHI 7/8/25	Opp w/20+ asts	3-5	@ MIN 7/3/25
Opp under 50 pts 1st half	9-10	vs. CHI 7/8/25	Mystics w/25+ asts	0-1	@ ATL 6/20/25
Mystics 50+ pts 1st half	2-0	@ LVA 6/26/25	Opp w/25+ asts	0-0	
Opp 50+ pts 1st half	0-0		Mystics w/30+ asts	0-0	
Mystics 60+ pts in 1st half	0-0		Opp w/30+ asts	0-0	
Opp 60+ pts in 1st half	0-0		Mystics asts >= Opp asts	4-5	vs. MIN 6/24/25
Mystics lead by 10+ pts	5-2	vs. CHI 7/8/25	Opp asts >= Mystics asts	3-5	vs. CHI 7/8/25
Opp leads by 10+ pts	5-8	@ MIN 7/3/25	Mystics w/12 or fewer TOs	2-1	@ LVA 6/26/25
Games decided by 10+ points	2-3	@ MIN 7/3/25	Opp w/12 or fewer TOs	2-7	@ MIN 7/3/25
Games decided by 4-9 points	5-4	@ DAL 6/28/25	Mystics w/20+ TOs	0-2	@ MIN 7/3/25
Games decided by 3 or less points	2-3	vs. CHI 7/8/25	Opp w/20+ TOs	1-0	@ CHI 6/17/25
Both teams score 100+ pts	0-0		Mystics TO >= Opp TO	2-8	@ MIN 7/3/25
Both teams under 100 pts	8-10	vs. CHI 7/8/25	Opp TO >= Mystics TO	6-2	vs. CHI 7/8/25
Mystics score under 100 pts	8-10	vs. CHI 7/8/25	Mystics w/50+ REB	1-2	vs. CON 6/8/25
Opp scores under 100 pts	9-10	vs. CHI 7/8/25	Opp w/50+ REB	2-2	vs. DAL 6/22/25
Mystics score 100+ pts	1-0	vs. CON 6/8/25	Mystics REB >= Opp REB	5-7	vs. CHI 7/8/25
Opp scores 100+ pts	0-0		Opp REB >= Mystics REB	4-2	@ DAL 6/28/25
Mystics score 110+ pts	0-0		Mystics w/10+ more REB than Opp	2-3	@ MIN 7/3/25
Opp scores 110+ pts	0-0		Opp w/10+ more REB than WAS	1-1	@ DAL 6/28/25
Mystics tied or lead after the 3rd qtr	6-1	vs. CHI 7/8/25	Mystics w/10+ stls	3-0	vs. MIN 6/24/25
Mystics tied or lead at halftime	5-1	vs. CHI 7/8/25	Opp w/10+ stls	1-3	@ CHI 6/17/25
Mystics tied or lead after 1st qtr	4-5	vs. CHI 7/8/25	2+ Mystics w/double-double	0-0	
Mystics trailing after the 3rd qtr	3-9	@ MIN 7/3/25	2+ Opp w/double-double	1-0	@ CHI 6/17/25
Mystics trailing at halftime	4-9	@ MIN 7/3/25	3+ Mystics w/double-double	0-0	
Mystics trailing after 1st qtr	5-5	@ DAL 6/28/25	3+ Opp w/double-double	0-0	
1st game Back-to-Back	0-0		Mystics PITP >= Opp PITP	8-6	vs. CHI 7/8/25
2nd game Back-to-Back	0-0		Opp PITP >= Mystics PITP	1-3	@ MIN 7/3/25
1st game after a win	3-5	@ DAL 6/28/25	Mystics 2CP >= Opp 2CP	5-5	vs. CHI 7/8/25
1st game after a loss	5-5	vs. CHI 7/8/25	Opp 2CP >= Mystics 2CP	4-5	@ MIN 7/3/25
On Monday	0-0		Mystics FB Pts >= Opp FB Pts	8-3	vs. CHI 7/8/25
On Tuesday	3-1	vs. CHI 7/8/25	Opp FB Pts >= Mystics FB Pts	1-7	@ MIN 7/3/25
On Wednesday	1-1	vs. IND 5/28/25	+3 Blocks	6-4	vs. CHI 7/8/25
On Thursday	1-2	@ MIN 7/3/25	+5 Blocks	2-1	@ CHI 6/17/25
On Friday	1-3	@ ATL 6/20/25			
On Saturday	0-1	@ DAL 6/28/25			
On Sunday	3-2	vs. DAL 6/22/25			
May	3-4	vs. NYL 5/30/25			
June	5-5	@ DAL 6/28/25			
July	1-1	vs. CHI 7/8/25			



MYSTICS RECORD WHEN...	OVERALL	HOME	ROAD	NUMBER OF TIMES RECORDING									
				POINTS			REB AST BLK STL						
				10+	20+	30+	10+	10+	3+	3+	DD	TD	
Outrebounding opponent	5-7	3-1	2-6										
Outrebounded by opponent	4-2	3-1	1-1										
Tied in Rebounding	0-1	0-1	0-0										
Shooting better than opponent	5-6	4-1	1-5										
Shooting worse than opponent	4-4	2-2	2-2										
Shooting same than opponent	0-0	0-0	0-0										
More FTM than opponent	5-5	3-1	2-4										
Less FTM than opponent	4-4	3-1	1-3										
Same FTM than opponent	0-1	0-1	0-0										
More 3FGM than opponent	4-2	1-0	3-2										
Less 3FGM than opponent	5-7	5-3	0-4										
Same 3FGM than opponent	0-1	0-0	0-1										
More assists than opponent	4-5	4-1	0-4										
Less assists than opponent	3-5	2-2	1-3										
Same assists than opponent	2-0	0-0	2-0										
More turnovers than opponent	2-8	1-2	1-6										
Less turnovers than opponent	6-2	5-1	1-1										
Same turnovers than opponent	1-0	0-0	1-0										
Bench outscores opponent bench	6-3	4-0	2-3										
Opponent bench outscores WAS	2-6	1-2	1-4										
Bench scoring equal	1-1	1-1	0-0										
Scoring less than 80 points	2-9	1-3	1-6										
Scoring between 80-89 points	2-0	2-0	0-0										
Scoring between 90-99 points	4-1	2-0	2-1										
Scoring between 100-109	1-0	1-0	0-0										
Scoring 110 or more points	0-0	0-0	0-0										
Opponent scores less than 80	5-4	4-0	1-4										
Opponent scores between 80-89	3-4	1-3	2-1										
Opponent scores between 90-99	1-2	1-0	0-2										
Opponent scores between 100-109	0-0	0-0	0-0										
Opponent scores 110 or more	0-0	0-0	0-0										

STARTING LINEUPS							
LAST USED	GAME	FORWARD	FORWARD CENTER	GUARD	GUARD	RECORD	
5/23	at Aces	Jade Melbourne	Kiki Iriafen	Stefanie Dolson	Sonia Citron	Sug Sutton	0-1
6/15	vs. Dream	Sonia Citron	Kiki Iriafen	Stefanie Dolson	Brittney Sykes	Sug Sutton	4-6
6/26	at Aces	Sonia Citron	Kiki Iriafen	Shakira Austin	Jade Melbourne	Sug Sutton	2-0
7/3	at Lynx	Sonia Citron	Kiki Iriafen	Shakira Austin	Brittney Sykes	Jade Melbourne	0-1
7/8	vs. Sky	Sonia Citron	Kiki Iriafen	Shakira Austin	Brittney Sykes	Sug Sutton	3-2





GAMES MISSED DUE TO INJURIES/SUSPENSIONS

NAME	INJURY/ILLNESS	DATES OUT	GAMES MISSED
Georgia Amoore	ACL Injury	5/16; 5/21; 5/30; 6/15 through 6/17/25; 6/22 through 6/24/25	7
	ACL	5/18; 5/23 through 5/25/25; 6/5 through 6/8/25; 6/20; 6/26; 7/3 through 7/8/25	9
	R. ACL	5/28	1
	OUT	6/28	1
Shakira Austin	Right Leg	5/16	1
	Concussion Protocol	5/23	1
Aaliyah Edwards	Low Back Contusion	5/16	1
	Back	5/18	1
	Lower Back Contusion	5/21 through 5/23/25	2
Emily Engstler	NWT	6/28	1
Jade Melbourne	OUT	6/28	1
Sug Sutton	Lower Leg	7/3	1
Brittney Sykes	Right Lower Leg	5/23; 6/24 through 6/26/25	3
TOTAL GAMES MISSED			30



			MYSTICS											OPPONENTS										
			BENCH		INTHE		SECOND		FAST		POINTS		BENCH		INTHE		SECOND		FAST		POINTS			
DATE	OPPONENT	W/L	PTS	AVG	PAINT	AVG	CHANCE	AVG	BREAK	AVG	OFFTO	AVG	PTS	AVG	PAINT	AVG	CHANCE	AVG	BREAK	AVG	OFFTO	AVG		
5/16	Atlanta	W	20	20.0	36	36.0	8	8.0	8	8.0	20	20.0	13	13.0	34	34.0	23	23.0	5	5.0	4	4.0		
5/18	at Connecticut	W	22	21.0	46	41.0	7	7.5	23	15.5	21	20.5	16	14.5	44	39.0	9	16.0	4	4.5	20	12.0		
5/21	at Golden State	L	20	20.7	32	38.0	14	9.7	9	13.3	7	16.0	18	15.7	28	35.3	9	13.7	10	6.3	17	13.7		
5/23	at Las Vegas	L	4	16.5	24	34.5	6	8.8	0	10.0	8	14.0	9	14.0	24	32.5	14	13.8	10	7.3	17	14.5		
5/25	at Phoenix	L	25	18.2	22	32.0	18	10.6	7	9.4	10	13.2	21	15.4	18	29.6	5	12.0	8	7.4	14	14.4		
5/28	Indiana	W	29	20.0	48	34.7	17	11.7	11	9.7	10	12.7	29	17.7	32	30.0	11	11.8	0	6.2	14	14.3		
5/30	New York	L	12	18.9	26	33.4	8	11.1	16	10.6	12	12.6	21	18.1	32	30.3	10	11.6	10	6.7	15	14.4		
6/3	at Indiana	L	21	19.1	48	35.3	9	10.9	2	9.5	16	13.0	24	18.9	34	30.8	7	11.0	5	6.5	19	15.0		
6/5	New York	L	31	20.4	46	36.4	12	11.0	0	8.4	9	12.6	31	20.2	24	30.0	8	10.7	9	6.8	14	14.9		
6/8	Connecticut	W	43	22.7	56	38.4	12	11.1	21	9.7	18	13.1	27	20.9	24	29.4	9	10.5	17	7.8	18	15.2		
6/15	Atlanta	L	26	23.0	26	37.3	3	10.4	12	9.9	3	12.2	32	21.9	22	28.7	6	10.1	9	7.9	13	15.0		
6/17	at Chicago	W	10	21.9	34	37.0	3	9.8	20	10.8	40	14.5	17	21.5	50	30.5	8	9.9	8	7.9	3	14.0		
6/20	at Atlanta	L	9	20.9	52	38.2	19	10.5	13	10.9	15	14.5	26	21.8	40	31.2	9	9.8	10	8.1	15	14.1		
6/22	Dallas	W	1	19.5	36	38.0	11	10.5	14	11.1	22	15.1	23	21.9	22	30.6	15	10.2	7	8.0	23	14.7		
6/24	Minnesota	W	12	19.0	34	37.7	11	10.5	6	10.8	26	15.8	10	21.1	32	30.7	10	10.2	11	8.2	16	14.8		
6/26	at Las Vegas	W	29	19.6	38	37.8	9	10.4	6	10.5	19	16.0	20	21.1	36	31.0	2	9.7	3	7.9	12	14.6		
6/28	at Dallas	L	5	18.8	28	37.2	6	10.2	8	10.4	27	16.6	36	21.9	42	31.6	11	9.8	10	8.0	16	14.7		
7/3	at Minnesota	L	43	20.1	36	37.1	11	10.2	10	10.3	9	16.2	26	22.2	52	32.8	13	9.9	12	8.2	28	15.4		
7/8	Chicago	W	22	20.2	46	37.6	16	10.5	20	10.8	14	16.1	11	21.6	30	32.6	4	9.6	8	8.2	10	15.2		
7/10	Las Vegas	--	--	--	--	--	--	--	--	--	--	--	--	--	--	--	--	--	--	--	--	--		
7/13	at Seattle	--	--	--	--	--	--	--	--	--	--	--	--	--	--	--	--	--	--	--	--	--		
7/15	at Los Angeles	--	--	--	--	--	--	--	--	--	--	--	--	--	--	--	--	--	--	--	--	--		
7/22	Los Angeles	--	--	--	--	--	--	--	--	--	--	--	--	--	--	--	--	--	--	--	--	--		
7/26	Seattle	--	--	--	--	--	--	--	--	--	--	--	--	--	--	--	--	--	--	--	--	--		
7/27	Phoenix	--	--	--	--	--	--	--	--	--	--	--	--	--	--	--	--	--	--	--	--	--		
7/29	Chicago	--	--	--	--	--	--	--	--	--	--	--	--	--	--	--	--	--	--	--	--	--		
7/31	Golden State	--	--	--	--	--	--	--	--	--	--	--	--	--	--	--	--	--	--	--	--	--		
8/3	at Atlanta	--	--	--	--	--	--	--	--	--	--	--	--	--	--	--	--	--	--	--	--	--		
8/5	at Chicago	--	--	--	--	--	--	--	--	--	--	--	--	--	--	--	--	--	--	--	--	--		
8/8	at Minnesota	--	--	--	--	--	--	--	--	--	--	--	--	--	--	--	--	--	--	--	--	--		
8/10	at Dallas	--	--	--	--	--	--	--	--	--	--	--	--	--	--	--	--	--	--	--	--	--		
8/13	Golden State	--	--	--	--	--	--	--	--	--	--	--	--	--	--	--	--	--	--	--	--	--		
8/15	at Indiana	--	--	--	--	--	--	--	--	--	--	--	--	--	--	--	--	--	--	--	--	--		
8/17	Los Angeles	--	--	--	--	--	--	--	--	--	--	--	--	--	--	--	--	--	--	--	--	--		
8/19	Connecticut	--	--	--	--	--	--	--	--	--	--	--	--	--	--	--	--	--	--	--	--	--		
8/21	at Connecticut	--	--	--	--	--	--	--	--	--	--	--	--	--	--	--	--	--	--	--	--	--		
8/23	Las Vegas	--	--	--	--	--	--	--	--	--	--	--	--	--	--	--	--	--	--	--	--	--		
8/24	Seattle	--	--	--	--	--	--	--	--	--	--	--	--	--	--	--	--	--	--	--	--	--		
8/28	at New York	--	--	--	--	--	--	--	--	--	--	--	--	--	--	--	--	--	--	--	--	--		
8/30	at Golden State	--	--	--	--	--	--	--	--	--	--	--	--	--	--	--	--	--	--	--	--	--		
8/31	at Los Angeles	--	--	--	--	--	--	--	--	--	--	--	--	--	--	--	--	--	--	--	--	--		
9/4	Phoenix	--	--	--	--	--	--	--	--	--	--	--	--	--	--	--	--	--	--	--	--	--		
9/7	Indiana	--	--	--	--	--	--	--	--	--	--	--	--	--	--	--	--	--	--	--	--	--		
9/9	at New York	--	--	--	--	--	--	--	--	--	--	--	--	--	--	--	--	--	--	--	--	--		
	2025-26 TOTALS	9-10	384	20.2	714	37.6	200	10.5	206	10.8	306	16.1	410	21.6	620	32.6	183	9.6	156	8.2	288	15.2		





				MYSTICS									OPPONENTS									
DATE	OPPONENT	OVERALL REC	W/L	1ST	2ND	1ST HALF	3RD	4TH	2ND HALF	1ST OT	BIGGEST LEAD	TOTAL	1ST	2ND	1ST HALF	3RD	4TH	2ND HALF	1ST OT	BIGGEST LEAD	TOTAL	POINT DIFF.
5/16	Atlanta	1-0	W	20	21	41	30	23	53	--	8	94	24	21	45	25	20	45	--	12	90	4
5/18	at Connecticut	2-0	W	13	28	41	19	30	49	--	5	90	23	23	46	19	20	39	--	15	85	5
5/21	at Golden State	2-1	L	14	16	30	16	28	44	--	9	74	11	20	31	16	29	45	--	7	76	-2
5/23	at Las Vegas	2-2	L	18	24	42	17	13	30	--	12	72	16	17	33	17	25	42	--	3	75	-3
5/25	at Phoenix	2-3	L	15	7	22	22	18	40	--	6	62	13	19	32	14	22	36	--	13	68	-6
5/28	Indiana	3-3	W	19	25	44	16	23	39	--	12	83	23	17	40	13	24	37	--	6	77	6
5/30	New York	3-4	L	17	15	32	16	15	31	--	2	63	27	17	44	22	19	41	--	22	85	-22
6/3	at Indiana	3-5	L	18	16	34	21	21	42	--	5	76	19	19	38	31	16	47	--	16	85	-9
6/5	New York	3-6	L	22	12	34	23	21	44	--	6	78	17	32	49	24	13	37	--	16	86	-8
6/8	Connecticut	4-6	W	28	22	50	28	26	54	--	38	104	21	15	36	17	14	31	--	0	67	37
6/15	Atlanta	4-7	L	13	21	34	10	12	22	--	5	56	16	29	45	23	21	44	--	35	89	-33
6/17	at Chicago	5-7	W	11	21	32	24	23	47	--	7	79	26	18	44	12	16	28	--	16	72	7
6/20	at Atlanta	5-8	L	22	16	38	22	31	53	--	7	91	24	23	47	25	20	45	--	16	92	-1
6/22	Dallas	6-8	W	27	13	40	22	22	44	7	16	91	14	31	45	24	15	39	4	10	88	3
6/24	Minnesota	7-8	W	20	19	39	15	14	29	--	7	68	22	15	37	18	9	27	--	14	64	4
6/26	at Las Vegas	8-8	W	29	24	53	26	15	41	--	22	94	25	19	44	17	22	39	--	1	83	11
6/28	at Dallas	8-9	L	9	22	31	25	15	40	--	2	71	28	17	45	19	15	34	--	24	79	-8
7/3	at Minnesota	8-10	L	24	14	38	14	23	37	--	10	75	16	27	43	27	22	49	--	19	92	-17
7/8	Chicago	9-10	W	22	18	40	16	25	41	--	11	81	19	16	35	19	25	44	--	4	79	2
7/10	Las Vegas	--		--	--	--	--	--	--	--	--	--	--	--	--	--	--	--	--	--	--	--
7/13	at Seattle	--		--	--	--	--	--	--	--	--	--	--	--	--	--	--	--	--	--	--	--
7/15	at Los Angeles	--		--	--	--	--	--	--	--	--	--	--	--	--	--	--	--	--	--	--	--
7/22	Los Angeles	--		--	--	--	--	--	--	--	--	--	--	--	--	--	--	--	--	--	--	--
7/26	Seattle	--		--	--	--	--	--	--	--	--	--	--	--	--	--	--	--	--	--	--	--
7/27	Phoenix	--		--	--	--	--	--	--	--	--	--	--	--	--	--	--	--	--	--	--	--
7/29	Chicago	--		--	--	--	--	--	--	--	--	--	--	--	--	--	--	--	--	--	--	--
7/31	Golden State	--		--	--	--	--	--	--	--	--	--	--	--	--	--	--	--	--	--	--	--
8/3	at Atlanta	--		--	--	--	--	--	--	--	--	--	--	--	--	--	--	--	--	--	--	--
8/5	at Chicago	--		--	--	--	--	--	--	--	--	--	--	--	--	--	--	--	--	--	--	--
8/8	at Minnesota	--		--	--	--	--	--	--	--	--	--	--	--	--	--	--	--	--	--	--	--
8/10	at Dallas	--		--	--	--	--	--	--	--	--	--	--	--	--	--	--	--	--	--	--	--
8/13	Golden State	--		--	--	--	--	--	--	--	--	--	--	--	--	--	--	--	--	--	--	--
8/15	at Indiana	--		--	--	--	--	--	--	--	--	--	--	--	--	--	--	--	--	--	--	--
8/17	Los Angeles	--		--	--	--	--	--	--	--	--	--	--	--	--	--	--	--	--	--	--	--
8/19	Connecticut	--		--	--	--	--	--	--	--	--	--	--	--	--	--	--	--	--	--	--	--
8/21	at Connecticut	--		--	--	--	--	--	--	--	--	--	--	--	--	--	--	--	--	--	--	--
8/23	Las Vegas	--		--	--	--	--	--	--	--	--	--	--	--	--	--	--	--	--	--	--	--
8/24	Seattle	--		--	--	--	--	--	--	--	--	--	--	--	--	--	--	--	--	--	--	--
8/28	at New York	--		--	--	--	--	--	--	--	--	--	--	--	--	--	--	--	--	--	--	--
8/30	at Golden State	--		--	--	--	--	--	--	--	--	--	--	--	--	--	--	--	--	--	--	--
8/31	at Los Angeles	--		--	--	--	--	--	--	--	--	--	--	--	--	--	--	--	--	--	--	--
9/4	Phoenix	--		--	--	--	--	--	--	--	--	--	--	--	--	--	--	--	--	--	--	--
9/7	Indiana	--		--	--	--	--	--	--	--	--	--	--	--	--	--	--	--	--	--	--	--
9/9	at New York	--		--	--	--	--	--	--	--	--	--	--	--	--	--	--	--	--	--	--	--
	2025-26 TOTALS	9-10	--	361	354	715	382	398	780	7	--	1,502	384	395	779	382	367	749	4	--	1,532	-30
	AVG/GAME	--	--	19.0	18.6	37.6	20.1	20.9	41.1	7.0	10.0	79.1	20.2	20.8	41.0	20.1	19.3	39.4	4.0	13.1	80.6	-1.6



PLAYER	MIN	FG	ATT	3FG	ATT	FT	FTA	OR	DR	TOT	AST	PF	PFD	STL	TO	BLK	PTS
Shakira Austin	32	13C	18C	--	2C	7	13	4C(4)	9	13C	4C(2)	5(2)	9	3C	5(3)	4	28C
	Jun. 20	Jun. 20	Jun. 24		Jun. 5	Jun. 22	Jul. 8	Jul. 8	Jun. 26	Jun. 26	Jul. 8	Jul. 8	Jul. 8	Jun. 20	Jul. 3	Jun. 17	Jun. 20
	at ATL	at ATL	vs. MIN		vs. NYL	vs. DAL	vs. CHI	vs. CHI	at LVA	at LVA	vs. CHI	vs. CHI	vs. CHI	at ATL	at MIN	at CHI	at ATL
Sonia Citron	41C	9C	15C	4C(2)	8C	7C	7C(3)	5C	9C	11C	4C(2)	5C	7C	3C	6C	1C(6)	27C
	Jun. 22	Jun. 22	Jun. 28	Jun. 22	Jun. 28	Jun. 28	Jun. 28	Jun. 28	Jun. 22	Jun. 22	Jun. 8	May. 25	Jun. 22	Jun. 17	May. 25	Jul. 3	Jun. 22
	vs. DAL	vs. DAL	at DAL	vs. DAL	at DAL	at DAL	at DAL	at DAL	vs. DAL	vs. DAL	vs. CON	at PHO	vs. DAL	at CHI	at PHO	at MIN	vs. DAL
Stefanie Dolson	29	4	7	2(2)	4(2)	2(2)	2(2)	2(2)	5	6	8	5	2(2)	1(7)	3(3)	2(2)	8(2)
	May. 23	Jun. 5	May. 23	May. 23	Jul. 3	Jun. 26	Jun. 26	Jun. 24	May. 23	May. 23	May. 23	Jun. 22	Jul. 8	Jun. 24	Jun. 5	May. 23	Jun. 5
	at LVA	vs. NYL	at LVA	at LVA	at MIN	at LVA	at LVA	vs. MIN	at LVA	at LVA	at LVA	vs. DAL	vs. CHI	vs. MIN	vs. NYL	at LVA	vs. NYL
Aaliyah Edwards	20	6	8	--	1C(6)	3(4)	5	5C	5(2)	7(2)	1(8)	4(2)	4(3)	1(10)	4(2)	1(3)	15
	Jun. 8	Jul. 3	Jun. 8		Jul. 8	Jul. 3	Jun. 8	Jun. 8	May. 30	Jun. 8	Jun. 26	Jul. 8	Jul. 3	Jul. 8	Jul. 3	Jul. 8	Jul. 3
	vs. CON	at MIN	vs. CON		vs. CHI	at MIN	vs. CON	vs. CON	vs. NYL	vs. CON	at LVA	vs. CHI	at MIN	vs. CHI	at MIN	vs. CHI	at MIN
Emily Engstler	20	2(4)	6	1(4)	3(2)	2(2)	2(5)	3(2)	7C	9	4	4	2	1(8)	2(4)	2	6
	Jul. 3	Jun. 5	May. 25	May. 28	Jul. 3	Jul. 3	Jul. 3	Jun. 3	Jun. 8	Jun. 8	May. 28	May. 25	Jun. 8	Jul. 3	Jun. 20	Jun. 22	May. 25
	at MIN	vs. NYL	at PHO	vs. IND	at MIN	at MIN	at MIN	at IND	vs. CON	vs. CON	vs. IND	at PHO	vs. CON	at MIN	at ATL	vs. DAL	at PHO
Kiki Iriafen	37C	9C	14C(2)	--	2C	6C(3)	9C	6C	10C(2)	14C	6C	6C	8C	5C	7C	1C(3)	20C
	Jun. 22	Jun. 3	May. 30		Jun. 15	Jun. 28	Jun. 22	Jun. 5	May. 25	May. 18	Jun. 22	May. 16	Jun. 22	Jun. 22	May. 25	Jul. 8	Jun. 3
	vs. DAL	at IND	vs. NYL		vs. ATL	at DAL	vs. DAL	vs. NYL	at PHO	at CON	vs. DAL	vs. ATL	vs. DAL	vs. DAL	at PHO	vs. CHI	at IND
Sika Koné	14	2	5	1	1(2)	2(2)	2(3)	2	4	5	2	4	2(2)	--	2(2)	--	4(3)
	May. 21	May. 25	May. 21	Jun. 26	Jun. 26	Jul. 3	Jul. 3	Jun. 8	May. 25	May. 25	May. 21	May. 23	Jun. 8		May. 21		Jun. 26
	at GSV	at PHO	at GSV	at LVA	at LVA	at MIN	at MIN	vs. CON	at PHO	at PHO	at GSV	at LVA	vs. CON		at GSV		at LVA
Jade Melbourne	36C	6	11	3C	5(4)	4	6C(2)	2C	7C	7C	7C	5C(3)	5C(2)	2	5C(2)	1C	15(2)
	Jun. 24	Jun. 5	May. 23	May. 18	Jul. 3	May. 23	May. 23	Jun. 17	May. 21	May. 21	May. 21	Jun. 20	Jun. 3	May. 16	Jun. 24	May. 18	Jun. 5
	vs. MIN	vs. NYL	at LVA	at CON	at MIN	at LVA	at LVA	at CHI	at GSV	at GSV	at GSV	at ATL	at IND	vs. ATL	vs. MIN	at CON	vs. NYL
Lucy Olsen	38C	7C	12C	3C	7C	4C	4C	1C(3)	4C	5C	3C(3)	3C	3C	1C(2)	3C	1C	19C
	Jun. 26	Jul. 3	Jun. 26	Jun. 26	Jun. 26	Jul. 3	Jul. 3	Jun. 26	May. 23	May. 23	Jul. 3	May. 23	Jul. 3	Jun. 26	May. 23	May. 21	Jul. 3
	at LVA	at MIN	at LVA	at LVA	at LVA	at MIN	at MIN	at LVA	at LVA	at LVA	at MIN	at LVA	at MIN	at LVA	at LVA	at GSV	at MIN
Sug Sutton	40C	6	12	3(2)	5(3)	4	6C	1(3)	5	5	6	2(6)	5	4C	3(3)	1C(3)	17
	Jun. 26	Jun. 26	Jun. 24	Jun. 26	Jun. 28	Jun. 22	Jun. 22	Jun. 24	Jun. 20	Jun. 20	Jun. 17	Jul. 8	Jun. 22	Jun. 24	Jun. 24	Jun. 5	Jun. 26
	at LVA	at LVA	vs. MIN	at LVA	at DAL	vs. DAL	vs. DAL	vs. MIN	at ATL	at ATL	at CHI	vs. CHI	vs. DAL	vs. MIN	vs. MIN	vs. NYL	at LVA
Brittney Sykes	39	13C	24C	4	6	14C	15C	2(2)	7	9	8	6C	11C	3(2)	7	2	32
	Jun. 22	Jun. 17	Jun. 17	Jun. 17	May. 16	Jun. 8	Jun. 8	Jun. 17	May. 28	May. 28	Jun. 20	May. 18	May. 18	Jun. 17	May. 28	May. 28	Jun. 17
	vs. DAL	at CHI	at CHI	at CHI	vs. ATL	vs. CON	vs. CON	at CHI	vs. IND	vs. IND	at ATL	at CON	at CON	at CHI	vs. IND	vs. IND	at CHI
Mystics High Games	225.0	36	74	10(2)	24	28	41	14	36	54	25	32	33	14	27	5(3)	104
	Jun. 22	Jun. 8	May. 30	Jun. 26	May. 25	Jun. 22	Jun. 22	Jun. 24	May. 21	Jun. 8	Jun. 20	May. 18	Jun. 22	Jun. 17	May. 25	Jun. 17	Jun. 8
	vs. DAL	vs. CON	vs. NYL	at LVA	at PHO	vs. DAL	vs. DAL	vs. MIN	at GSV	vs. CON	at ATL	at CON	vs. DAL	at CHI	at PHO	at CHI	vs. CON
Mystics Low Games	200.0(18)	18	54	1	10	9	12	5(2)	18	33	12(2)	12	15	2(2)	7	1(3)	56
	Jul. 8	Jun. 15	May. 25	Jun. 3	Jun. 3	Jun. 24	Jun. 24	Jul. 3	Jun. 28	Jun. 28	Jun. 15	Jul. 3	May. 30	Jul. 3	May. 16	Jun. 24	Jun. 15
	vs. CHI	vs. ATL	at PHO	at IND	at IND	vs. MIN	vs. MIN	at MIN	at DAL	at DAL	vs. ATL	at MIN	vs. NYL	at MIN	vs. ATL	vs. MIN	vs. ATL
Opponents High Games	225.0	37	80	18	42	26	32	15	37	51(2)	24(3)	33	32	15	22	8(2)	92(2)
	Jun. 22	Jul. 3	Jul. 3	Jun. 15	Jun. 15	Jun. 22	Jun. 22	May. 16	May. 30	Jun. 22	Jul. 3	Jun. 22	May. 18	May. 25	Jun. 17	Jun. 24	Jul. 3
	vs. DAL	at MIN	at MIN	vs. ATL	vs. ATL	vs. DAL	vs. DAL	vs. ATL	vs. NYL	vs. DAL	at MIN	vs. DAL	at CON	at PHO	at CHI	vs. MIN	at MIN
Opponents Low Games	200.0(18)	21	58	3(3)	10	8	9(2)	1	16	25	15(6)	15	12	4(2)	6(2)	1	64
	Jul. 8	May. 25	Jun. 24	Jun. 24	Jun. 17	Jun. 8	Jul. 3	Jun. 3	Jun. 8	Jun. 8	Jun. 24	May. 30	Jul. 3	Jun. 26	Jul. 3	May. 25	Jun. 24
	vs. CHI	at PHO	vs. MIN	vs. MIN	at CHI	vs. CON	at MIN	at IND	vs. CON	vs. CON	vs. MIN	vs. NYL	at MIN	at LVA	at MIN	at PHO	vs. MIN

"C" INDICATES A NEW CAREER-HIGH, "T" A TIED CAREER-HIGH.

NUMBERS IN PARENTHESES INDICATE THE NUMBER OF GAMES IN WHICH A PLAYER OR TEAM HAS REACHED A GIVEN TOTAL (IF MORE THAN ONE).



WNBA														
	PPG	FGM/G	FG%	3FGM/G	3FG%	FT%	ORPG	DRPG	RPG	APG	SPG	TOV/G	BPG	PF/G
Aces	9	12	11	6	5	*1	11	8	10	12 T	11	6	2	11
Dream	4	6	8	3	10	8	3 T	2	2	5	12 T	*1	6 T	9
Fever	5	3	2	8	6	12	8 T	6	9	8	10	7	10	2
Liberty	*1	5	4	2	3	2	12	3	6	3	*1	4	3	13
Lynx	3	2	*1	5	*1	4	7	7	8	*1	5	3	*1	10
Mercury	2	4	6	*1	4	7	5	10	7	4	2	5	9	6
Mystics	11 T	10	7	13	9	13	6	4	5	11	12 T	11	13	3
Sky	11 T	8	9	10	7	9 T	2	5	4	6	7	13	6 T	5
Sparks	7	9	5	7	8	11	10	11	11	7	4	12	11	7
Storm	6	*1	3	9	2	9 T	13	12	12	2	3	2	4	12
Sun	13	13	13	12	13	5	8 T	13	13	12 T	9	8	8	*1
Valkyries	10	11	12	4	12	6	3 T	*1	*1	10	6	10	12	8
Wings	8	7	10	11	11	3	*1	9	3	9	8	9	5	4

EASTERN CONFERENCE														
	PPG	FGM/G	FG%	3FGM/G	3FG%	FT%	ORPG	DRPG	RPG	APG	SPG	TOV/G	BPG	PF/G
Dream	2	3	4	2	5	3	2	*1	*1	2	5 T	*1	2 T	5
Fever	3	*1	*1	3	2	5	4 T	5	5	4	4	3	5	2
Liberty	*1	2	2	*1	*1	*1	6	2	4	*1	*1	2	*1	6
Mystics	4 T	5	3	6	4	6	3	3	3	5	5 T	5	6	3
Sky	4 T	4	5	4	3	4	*1	4	2	3	2	6	2 T	4
Sun	6	6	6	5	6	2	4 T	6	6	6	3	4	4	*1

WESTERN CONFERENCE														
	PPG	FGM/G	FG%	3FGM/G	3FG%	FT%	ORPG	DRPG	RPG	APG	SPG	TOV/G	BPG	PF/G
Aces	6	7	6	4	4	*1	6	3	5	7	7	4	2	6
Lynx	2	2	*1	3	*1	3	4	2	4	*1	4	2	*1	5
Mercury	*1	3	4	*1	3	5	3	5	3	3	*1	3	5	2
Sparks	4	5	3	5	5	7	5	6	6	4	3	7	6	3
Storm	3	*1	2	6	2	6	7	7	7	2	2	*1	3	7
Valkyries	7	6	7	2	7	4	2	*1	*1	6	5	6	7	4
Wings	5	4	5	7	6	2	*1	4	2	5	6	5	4	*1

OPPONENTS														
	PPG	FGM/G	FG%	3FGM/G	3FG%	FT%	ORPG	DRPG	RPG	APG	SPG	TOV/G	BPG	PF/G
Aces	9	10	9	4	8	12	5	12	10	10	3	11	2	5 T
Dream	3	6	7	*1	5	4	*1	7	*1	3	4	13	3	9
Fever	4	3	4	2	2	5	8	*1 T	2	*1	2	5 T	6	12
Liberty	6	9	3	8 T	6	2	13	8	12	8	6	4	4	5 T
Lynx	*1	2	2	3	*1	7	11	4	8	2	*1	3	*1	3
Mercury	5	4	6	6	4	11	3	11	9	6	5	*1	5	2
Mystics	8	5	5	7	3	9	2	6	3	4	10	5 T	10	13
Sky	11	11	10	13	13	*1	10	*1 T	6	9	13	12	13	4
Sparks	12	13	12	12	10	13	7	3	4	11	12	9 T	12	11
Storm	7	7	8	5	9	6	9	10	11	7	7	2	9	*1
Sun	13	12	13	8 T	11	10	12	13	13	12	8	7	7	8
Valkyries	2	*1	*1	11	7	8	4	9	7	5	11	9 T	8	7
Wings	10	8	11	10	12	3	6	5	5	13	9	8	11	10

* = WNBA leader | T = Tied for position



DATE

TRANSACTION

MAY

May 14, 2025 Waived Lauren Jensen, Ashten Prechtel, Zaay Green, and Khadijiah Cave
May 7, 2025..... Signed Lauren Jensen to a training camp contract
May 4, 2025..... Waived Morgan Jones
May 4, 2025..... Waived JoJo Lacey

APRIL

April 14, 2025..... Traded Karlie Samuelson to the Minnesota Lynx for a 2026 first round pick (their own)
April 14, 2025..... Selected Sonia Citron with the 3rd overall pick
April 14, 2025..... Selected Kiki Iriafen with the 4th overall pick
April 14, 2025..... Selected Georgia Amooore with the 6th overall pick
April 14, 2025..... Selected Lucy Olsen with the 23rd overall pick
April 14, 2025..... Selected Zaay Green with the 32nd overall pick
April 19, 2025..... Signed Ashten Prechtel to a training camp contract
April 19, 2025..... Signed Khadijiah Cave to a training camp contract
April 19, 2025..... Signed Morgan Jones to a training camp contract
April 19, 2025..... Signed JoJo Lacey to a training camp contract



#8 GEORGIA AMOORE
GUARD



#0 SHAKIRA AUSTIN
CENTER



#22 SONIA CITRON
GUARD



#31 STEFANIE DOLSON
CENTER



#24 AALIYAH EDWARDS
FORWARD



#21 EMILY ENGSTLER
FORWARD



#44 KIKI IRIAFEN
FORWARD




#3 SIKA KONÉ
FORWARD



#5 JADE MELBOURNE
GUARD



#33 LUCY OLSEN
GUARD



#1 SUG SUTTON
GUARD



#20 BRITTNEY SYKES
GUARD

COACHING STAFF



SYDNEY JOHNSON
HEAD COACH



EMRE VATANSEVER
ASSISTANT COACH



JESSIE MILLER
ASSISTANT COACH



BARB TURNER
ASSISTANT COACH



CLINTON CROUCH
PLAYER DEVELOPMENT
LEAD