



Washington Mystics (7-8) @ Las Vegas Aces (7-7)



Thursday, June 26th, 2025 — Michelob ULTRA Arena — 10:00 pm EDT — Regular Season Game #16 — Away Game #8

LAST GAME'S STARTERS

PLAYER / 2025-26 REGULAR SEASON AVERAGES

#1	Sug Sutton			G • 5-8 • Texas-Austin/USA • 3rd Season			
	GP/GS	PPG	RPG	APG	SPG	BPG	MPG
	15/15	6.3	1.7	2.8	1.1	0.2	23.4
#5	Jade Melbourne			G • 5-10 • Cranberra Capitals/Australia • 2nd Season			
	GP/GS	PPG	RPG	APG	SPG	BPG	MPG
	15/2	6.8	2.4	2.7	0.5	0.1	25.0
#22	Sonia Citron			G • 6-1 • Notre Dame/USA • Rookie			
	GP/GS	PPG	RPG	APG	SPG	BPG	MPG
	15/15	14.2	4.9	2.1	1.1	0.3	32.9
#44	Kiki Iriafen			PF • 6-3 • Southern California/USA • Rookie			
	GP/GS	PPG	RPG	APG	SPG	BPG	MPG
	15/15	13.3	8.8	1.5	0.7	0.1	27.1
#0	Shakira Austin			C • 6-5 • Mississippi/USA • 3rd Season			
	GP/GS	PPG	RPG	APG	SPG	BPG	MPG
	12/4	11.5	6.1	1.3	1.0	1.0	19.4

THE 2025 WASHINGTON MYSTICS MEDIA GUIDE IS AVAILABLE ONLINE AT HOOPSOMG.COM

2025-26 REGULAR SEASON MYSTICS RECORDS

	RECORD	HOME	ROAD	OT
OVERALL	7-8	5-3	2-5	1-0
WESTERN	2-3	2-0	0-3	1-0
EASTERN	5-5	3-3	2-2	--
	7-8	5-3	2-5	1-0
STREAKS OVERALL: WON 2 WEST: LOST 3 EAST: WON 2 : WON 2				

UPCOMING GAMES

DATE	OPPONENT	TIME (ET)	TV
Sat, Jun. 28	at DAL	8:00 pm	--
Thu, Jul. 3	at MIN	8:00 pm	--
Tue, Jul. 8	vs. CHI	11:30 am	--
Thu, Jul. 10	vs. LVA	7:30 pm	--
Sun, Jul. 13	at SEA	6:00 pm	--

BROADCAST INFORMATION

TV: MNMT (Meghan McPeak, Christy Winters Scott)
RADIO: TEAM 980

GAME STATUS REPORT

Brittney Sykes – Right Lower Leg – QUESTIONABLE
Emily Engstler – Personal Reasons – OUT
Georgia Amoore – ACL Injury – OUT

UPCOMING MILESTONES

- Stefanie Dolson (98) needs two more three point makes to reach 100 three-pointers with the Mystics.
- Kiki Iriafen needs 25 more rebounds to move into the Mystics' top-five for rebounds in a rookie season.

MYSTICS 2025 REGULAR SEASON SCHEDULE

DATE	OPPONENT	SCORE	RECORD
5/16	vs. Dream	94-90	W 1-0
5/18	@ Sun	90-85	W 2-0
5/21	@ Valkyries	74-76	L 2-1
5/23	@ Aces	72-75	L 2-2
5/25	@ Mercury	62-68	L 2-3
5/28	vs. Fever	83-77	W 3-3
5/30	vs. Liberty	63-85	L 3-4
6/3	@ Fever	76-85	L 3-5
6/5	vs. Liberty	78-86	L 3-6
6/8	vs. Sun	104-67	W 4-6
6/15	vs. Dream	56-89	L 4-7
6/17	@ Sky	79-72	W 5-7
6/20	@ Dream	91-92	L 5-8
6/22	vs. Wings	91-88*	W 6-8
6/24	vs. Lynx	68-64	W 7-8
6/26	@ Aces	10:00 pm	--
6/28	@ Wings	8:00 pm	--
7/3	@ Lynx	8:00 pm	--
7/8	vs. Sky	11:30 am	--
7/10	vs. Aces	7:30 pm	--
7/13	@ Storm	6:00 pm	--
7/15	@ Sparks	10:00 pm	--
7/22	vs. Sparks	7:30 pm	--
7/26	vs. Storm	7:30 pm	--
7/27	vs. Mercury	6:00 pm	--
7/29	vs. Sky	7:30 pm	--
7/31	vs. Valkyries	7:30 pm	--
8/3	@ Dream	3:00 pm	--
8/5	@ Sky	8:00 pm	--
8/8	@ Lynx	7:30 pm	--
8/10	@ Wings	4:00 pm	--
8/13	vs. Valkyries	7:30 pm	--
8/15	@ Fever	7:30 pm	--
8/17	vs. Sparks	3:00 pm	--
8/19	vs. Sun	7:30 pm	--
8/21	@ Sun	7:00 pm	--
8/23	vs. Aces	3:00 pm	--
8/24	vs. Storm	3:00 pm	--
8/28	@ Liberty	7:00 pm	--
8/30	@ Valkyries	8:30 pm	--
8/31	@ Sparks	8:00 pm	--
9/4	vs. Mercury	7:30 pm	--
9/7	vs. Fever	3:00 pm	--
9/9	@ Liberty	7:00 pm	--

QUICK HITS

JADE MELBOURNE

- Made second start of the season on 6/24 vs. Minnesota
- Has recorded 5+ assists in four games.

SHAKIRA AUSTIN

- Made first start of the season of 6/17 at CHI, averaging 19.3 points, 8.5 rebounds, 2.5 assists, 1.8 blocks, and 2.0 steals as a starter.
- Was named Eastern Conference Player of the Week for games played from June 16-June 22.
- Recorded 20+ points in back-to-back games for the first time in her career (6/20-6/22).

SONIA CITRON

- Has scored in double figures in 14 games this season.
- Currently ranks second among rookies in scoring, averaging 14.2 points per game.
- Recorded her first career double-double, posting a career-high 27 points to go along with a career-high 11 rebounds on 6/22.

SUG SUTTON

- Has made 15 consecutive starts.
- On 6/24 scored 12 points, her first stretch of consecutive double-digit scoring games as a Mystic.

KIKI IRIAFEN

- Has totaled five double-doubles on the season, the most by a rookie
- Her 13.3 points per game rank third among rookies...Her 8.8 rebounds are fourth in the WNBA.
- On 6/22, recorded 19 points, 7 rebounds, six assists, and five steals – the first rookie in Mystics history to reach those marks





NO.	PLAYER	POS.	HT.	BIRTHDATE	PRIOR TO WNBA/HOME COUNTRY	WNBA EXP.
8	Georgia Amoore	G	5-7	04/03/2001	Kentucky/Australia	R
0	Shakira Austin	C	6-5	07/25/2000	Mississippi/USA	3
22	Sonia Citron	G	6-1	10/22/2003	Notre Dame/USA	R
31	Stefanie Dolson	C	6-5	01/08/1992	Connecticut/USA	11
24	Aaliyah Edwards	F	6-3	07/09/2002	Connecticut/Canada	1
21	Emily Engstler	F	6-1	05/01/2000	Louisville/USA	3
44	Kiki Iriafen	F	6-3	08/26/2003	Southern California/USA	R
3	Sika Koné	F	6-3	07/13/2002	SPAR Gran Canaria (Spain)/Mali	2
5	Jade Melbourne	G	5-10	08/18/2002	Cranberra Capitals/Australia	2
33	Lucy Olsen	G	5-10	05/26/2003	Iowa/USA	R
1	Sug Sutton	G	5-8	12/17/1998	Texas-Austin/USA	3
20	Brittney Sykes	G	5-9	02/07/1994	Syracuse/USA	8

STAFF

HEAD COACH.....Sydney Johnson (Princeton)

ASSISTANT COACHES.....Emre Vatansever (Marmara), Jessie Miller (Univ. of Illinois Chicago), Barb Turner (Connecticut)

PLAYER DEVELOPMENT LEAD.....Clinton Crouch (Saint Francis)

ASSISTANT ATHLETIC TRAINER.....Palak Ghetiya

PHYSIOTHERAPIST.....Derrick Larkins

HEAD OF ATHLETE REHABILITATION.....Kala Flagg

DIRECTOR, ATHLETE PHYSICAL HEALTH AND PERFORMANCE.....Ellie Somers

PRONUNCIATION GUIDE

Georgia Amoore (A-more); **Sonia Citron** (Sone-yuh Sih-tron);
Kiki Iriafen (EER-ee-ah-FENN); **Sika Koné** (SEE-kuh KOH-nay);
Jade Melbourne (Mel-Bin); **Sug Sutton** (shug (like "sugar"))

STAFF PRONUNCIATIONS:

Emre Vatansever (ehm-RAY vah-TAWN-sehv-er)

NUMERICAL ROSTER

0 Shakira Austin	1 Sug Sutton
3 Sika Koné	5 Jade Melbourne
8 Georgia Amoore	20 Brittney Sykes
21 Emily Engstler	22 Sonia Citron
24 Aaliyah Edwards	31 Stefanie Dolson
33 Lucy Olsen	44 Kiki Iriafen



2025-26 REGULAR SEASON	PPG	OPP. PPG	FG%	3FG%	FT%	RPG	APG	SPG	TO	BPG
Mystics	78.7	79.9	.432	.339	.735	36.1	18.3	6.80	16.1	2.93
Aces	80.5	81.2	.400	.350	.842	33.8	16.7	7.50	14.3	4.57



2025-26 REGULAR SEASON INDIVIDUAL BESTS				2025-26 REGULAR SEASON ACES BESTS				2025-26 REGULAR SEASON TEAM		
Points	19	Sonia Citron @ LVA 5/23/25		Points	25	Jackie Young @ LVA 5/23/25		** No Biggest Win **		
Rebounds	13	Kiki Iriafen @ LVA 5/23/25		Rebounds	12	A'ja Wilson @ LVA 5/23/25		Biggest Loss	3	@ LVA 5/23/25
Assists	8	Stefanie Dolson @ LVA 5/23/25		Assists	5	A'ja Wilson @ LVA 5/23/25				

ALL-TIME SERIES FACTS (MYSTICS, REGULAR SEASON)				ALL-TIME SERIES FACTS (OPPONENT, REGULAR SEASON)			
MYSTICS				ACES			
Largest Margin of Victory	35, July 31, 2015 (88-53)			Largest Margin of Victory	24, Aug. 11, 2023 (113-89)		
Most Points	99, Aug. 5, 2019			Most Points	113, Aug. 11, 2023		
Low Points	52, Jun. 6, 2008			Low Points	53, Jul. 31, 2015		

2025-26 REGULAR SEASON VS. ACES			2024-25 REGULAR SEASON VS. ACES			SERIES HISTORY VS. ACES				
DATE	SITE	TIME/RESULT	DATE	SITE	RESULT		ALL-TIME	STREAKS	LAST WIN	LAST LOSS
5/23/25	Las Vegas	L, 72-75	6/29/24	Washington	L, 77-88	Overall	28-33	Lost 5	8/26/23	5/23/25
6/26/25	Las Vegas	10:00 pm	7/4/24	Las Vegas	L, 77-98	Home	14-16	Lost 2	8/26/23	7/14/24
7/10/25	Washington	7:30 pm	7/14/24	Washington	L, 77-89	Road	14-17	Lost 4	6/25/22	5/23/25
8/23/25	Washington	3:00 pm								

SERIES NOTES

🔥 Since the 2021 season, the Aces are 7-5 against the Mystics.

🔥 The Mystics lost by three points on 5/23, marking the sixth time Washington has lost by three or fewer points in series history (last: 8/15/21 at LVA).

🔥 Four Mystics scored in double figures against the Las Vegas – one of seven times this season Washington has had four or more players score 10+ points.

🔥 Washington made a season-high 10 three-pointers in the last matchup with the Aces (5/23/25), while shooting 50.0%, also a season-high

🔥 Kiki Iriafen recorded 13 rebounds in the May 23 matchup, her second-most this season.

🔥 Britney Sykes has scored in double-digits in four of her last five games against Las Vegas. 🔥

PREVIOUS MEETINGS

ACES 75, MYSTICS 72 – MAY 23, 2025 – MICHELOB ULTRA ARENA – LAS VEGAS, NV – GAME #4 (2-2, 1-2 AWAY)

TEAM	1	2	3	4	OT	FINAL	FG	FGA	FG%	3FG%	FT%	OR	DR	TR	A	PF	ST	TO	BS
WAS	18	24	17	13	-	72	24	60	.400	.500	.824	6	30	36	18	18	2	17	3
LVA	16	17	17	25	-	75	24	69	.348	.242	.950	7	25	32	15	18	9	10	6
TEAM	HIGH PTS			HIGH REB			HIGH AST			TEAM	HIGH PTS			HIGH REB			HIGH AST		
WAS	S. Citron: 19			K. Iriafen: 13			S. Dolson: 8			LVA	J. Young: 25			A. Wilson: 12			A. Wilson: 5		

AP -- Jackie Young scored 25 points, Jewell Loyd hit a corner 3-pointer with 1.9 seconds left, and the Las Vegas Aces scored the final nine points to beat the Washington Mystics 75-72 on Friday night. Chelsea Gray added 17 points and A'ja Wilson finished with 15 points, 10 rebounds, five assists and three blocks for Las Vegas (2-1). Wilson moved past Elizabeth Williams into 10th in WNBA history with 447 career blocked shots. Young stole a pass and then made a layup before the Aces forced a shot-clock violation with 15.9 seconds remaining. Wilson hit Young for a wide-open layup to tie it 72-all with 11.1 seconds to go, Kiah Stokes blocked a shot and grabbed the rebound and Wilson fed Loyd for the go-ahead 3-pointer. Loyd finished with nine points on 2-for-9 shooting, including 2 for 7 from 3-point range. Sonia Citron converted a three-point play to give Washington a nine-point lead with 3:49 to play. Young answered with two free throws and then made a jumper before Dana Evans hit a 3-pointer that made it a two-point game with 2:02 remaining. Citron hit a 3 just 19 seconds later and Jade Melbourne made 1 of 2 from the free-throw line with 1:15 to go that gave the Mystics a 72-66 lead. Citron hit four 3-pointers and scored 19 points to lead the Mystics (2-2). Kiki Iriafen had 17 points and 13 rebounds. Iriafen, the No. 4 pick in last month's WNBA draft, has a double-double in three consecutive games, the first rookie to accomplish the feat in franchise history. Iriafen made a layup with a little more than a minute remaining in the first quarter that made it 16-14 and the Mystics led until Loyd's winner.

ACES 89, MYSTICS 77 – JULY 14, 2024 – ENTERTAINMENT AND SPORTS ARENA – WASHINGTON, DC – GAME #24 (6-18, 3-8 HOME)

TEAM	1	2	3	4	OT	FINAL	FG	FGA	FG%	3FG%	FT%	OR	DR	TR	A	PF	ST	TO	BS
LVA	20	20	25	24	-	89	34	70	.486	.320	.765	8	33	41	24	13	7	12	7
WAS	31	12	19	15	-	77	29	69	.420	.571	.538	5	26	31	21	19	7	13	3
TEAM	HIGH PTS			HIGH REB			HIGH AST			TEAM	HIGH PTS			HIGH REB			HIGH AST		
WAS	A. Atkins: 36			S. Dolson: 6			J. Vanloo: 7			LVA	A. Wilson: 28			A. Wilson: 17			C. Gray: 6		

MYSTICS 2025 AVERAGES																						
PLAYER	GP-GS	MIN	MPG	FG-ATT	FG%	3FG-ATT	3FG%	FT-FTA	FT%	OFF	DEF	TOT/AVG	AST	APG	PF-D	STL	SPG	TO	BLK	BPG	PTS	AVG
Sykes	13-13	433	33.3	70-187	.374	15-36	.417	100-125	.800	8	44	52/4.0	62	4.8	45-96	15	1.15	40	5	0.38	255	19.6
Citron	15-15	493	32.9	73-155	.471	23-64	.359	44-52	.846	9	64	73/4.9	32	2.1	33-57	17	1.13	31	5	0.33	213	14.2
Iriafeñ	15-15	406	27.1	78-157	.497	0-2	.000	43-57	.754	43	89	132/8.8	22	1.5	49-44	10	0.67	27	2	0.13	199	13.3
Austin	12-4	232	19.4	55-112	.491	0-5	.000	28-40	.700	23	50	73/6.1	15	1.3	28-32	12	1.00	24	12	1.00	138	11.5
Melbourne	15-2	375	25.0	36-90	.400	15-40	.375	15-32	.469	8	28	36/2.4	41	2.7	42-37	8	0.53	26	1	0.07	102	6.8
Sutton	15-15	351	23.4	34-77	.442	14-36	.389	13-19	.684	3	22	25/1.7	42	2.8	16-18	17	1.13	23	3	0.20	95	6.3
Edwards	11-0	157	14.3	19-48	.396	0-4	.000	16-26	.615	15	21	36/3.3	7	0.6	16-24	8	0.73	14	1	0.09	54	4.9
Dolson	15-11	267	17.8	17-54	.315	7-30	.233	2-2	1.000	7	28	35/2.3	22	1.5	48-9	7	0.47	15	6	0.40	43	2.9
Engstler	14-0	154	11.0	15-34	.441	4-15	.267	5-10	.500	16	35	51/3.6	20	1.4	19-9	7	0.50	14	8	0.57	39	2.8
Olsen	13-0	100	7.7	11-27	.407	5-12	.417	3-4	.750	2	10	12/0.9	8	0.6	13-4	1	0.08	6	1	0.08	30	2.3
Koné	7-0	57	8.1	5-14	.357	0-1	.000	3-3	1.000	3	14	17/2.4	4	0.6	9-6	0	0.00	5	0	0.00	13	1.9
MYSTICS	15	3,019	201.3	413-955	.432	83-245	.339	272-370	.735	137	405	542/36.1	275	18.3	318-336	102	6.80	225	44	2.93	1,181	78.7
OPPONENTS	15	3,019	201.3	404-985	.410	124-410	.302	267-339	.788	123	371	494/32.9	276	18.4	336-318	125	8.33	198	65	4.33	1,199	79.9

SINGLE GAME HIGHS																						
PLAYER	MIN	FG	ATT	FG%	3FG	ATT	3FG%	FT	FTA	FT%	OFF	DEF	TOT	AST	PF	FD	STL	TO	BLK	PTS		
Sug Sutton	35	5 (2)	12	1.000 (3)	3	5	1.000 (2)	4	6	1.000 (3)	1 (3)	5	5	6	2 (4)	5	4	3 (3)	1 (3)	15		
Sika Koné	14	2	5	1.000 (2)	--	1	--	2	2	1.000 (2)	2	4	5	2	4	2 (2)	--	2 (2)	--	4 (2)		
Jade Melbourne	36	6	11	.750	3	5 (3)	.750	4	6 (2)	1.000 (2)	2	7	7	7	5 (3)	5 (2)	2	5 (2)	1	15 (2)		
Brittney Sykes	39	13	24	.615	4	6	1.000	14	15	.933	2 (2)	7	9	8	6	11	3 (2)	7	2	32		
Emily Engstler	18	2 (4)	6	1.000 (2)	1 (4)	3	1.000 (3)	2	2 (4)	1.000	3 (2)	7	9	4	4	2	1 (7)	2 (4)	2	6		
Sonia Citron	41	9	14	.857	4 (2)	7 (2)	1.000	6	7 (2)	1.000 (7)	3	9	11	4 (2)	5	7	3	6	1 (5)	27		
Stefanie Dolson	29	4	7	.667	2 (2)	4	1.000	2	2	1.000	2 (2)	5	6	8	5	2	1 (7)	3 (3)	2 (2)	8 (2)		
Lucy Olsen	16	2 (2)	6	1.000 (3)	2	3	1.000 (3)	2	2 (2)	1.000	1 (2)	4	5	3	3	1 (4)	1	3	1	6		
Kiki Iriafeñ	37	9	14 (2)	.818	--	2	--	6	9	1.000 (4)	6	10 (2)	14	6	6	8	5	7	1 (2)	20		
Shakira Austin	32	13	18	1.000	--	2	--	7	8	1.000	4 (2)	8	11	4	5	5	3	5	4	28		
Aaliyah Edwards	20	5	8	1.000	--	1 (4)	--	3 (2)	5	1.000 (2)	5	5 (2)	7 (2)	1 (7)	4	4 (2)	1 (8)	4	1	13		
MYSTICS	225	36	74	.571	10	24	.500 (2)	28	41	.944	14	36	54	25	32	33	14	27	5 (3)	104		
OPPONENTS	225	31 (2)	74	.508	18	42	.429	26	32	.950	15	37	51 (2)	24 (2)	33	32	15	22	8 (2)	92		



Team:

- The Mystics are set to play 44 regular season games for the first time in league history. The 44-game season is an increase from the WNBA's 40-game season the past two years.
- Washington will appear on national TV (ESPN3, CBSSN, ION, NBA TV) 17 times this season.
- Washington has 10 afternoon games this season, with seven of the 10 games having a 3:00 p.m. tip-time.
- The Mystics will play four games away from CareFirst Arena this season. Washington's annual Camp Day game will be played on Tuesday, July 8 at Eagle Bank Arena in Fairfax, VA. The Mystics will also play two games at CRF Bank Arena in Baltimore, MD.
- Washington's opening night roster has four rookies, the most since 2011 (four rookies).
- Washington holds four international players on their opening night roster (Australia, Mali/Spain, Canada), the second consecutive season the Mystics have held four or more players on their opening night roster.
 - This marks the fourth consecutive year (2022-25) Washington's opening night roster has held an international player.
- The Mystics' opening night roster had an average age of 24-348 which ranked as the youngest in the WNBA. This marked the youngest roster Washington has had on opening night since 2016 (24-183).
- All but two of Washington's players have three or fewer years of experience. Veterans Stefanie Dolson (11 seasons) and Brittney Sykes (8 seasons) are the only players on the roster with four-plus years of service.
- The Mystics aim to average 20+ assists per game for the fourth time in franchise history, having previously accomplished the feat in 2024, 2022, and 2019. Washington averaged 21.6 assists per game in 2023.
- The Mystics averaged 7.3 steals per game in 2024 and will look to record seven or more steals per game for the 20th time in franchise history — and for the fifth time since 2020.
- Washington is targeting a top-five finish in pace for the first time since the 2013 season, when they ranked fourth (93.29; 4th).
- The Mystics are looking to average 20.0 free throw attempts per game, the first time since the 2017 season (21.4).

Individual:

- Veteran center **Stefanie Dolson** looks to build on her three-point success from last season. Dolson shot 46.5% from beyond the arc in 2024, the third-highest percentage in the league, and the second consecutive season she has shot at least 40.0% from three-point territory.
 - Her 72 three-point makes in 2024 were the most by any center.
 - Dolson totaled at least 300 points, 150 rebounds, 100 assists, and 50 three-pointers last season, joining T. Catchings (2012) and J. Loyd (2024) as the only players to amass those benchmarks in the 10th or later season of their career.
 - At the age of 33, Dolson would become the oldest player in WNBA history to record those totals in a single season.
- Veteran guard **Brittney Sykes** aims to finish top five in steals per game. Sykes has averaged at least 1.5 steals per game in four seasons.



- Since 2020, only A. Ogunbowale (DAL), B. Stewart (NYL), and A. Thomas (PHX) have also averaged 1.5+ steals per game in four seasons.
 - Sykes averaged 12.2 points per game during the 2024 season, marking her third consecutive season averaging double digits.
 - She looks to become the third Mystic to average at least 10.0 points and 3.0 assists in three or more seasons, joining Alana Beard (4) and Kristi Toliver (3).
- Center **Shakira Austin** is coming off a career-best season, posting career highs in points (11.8), steals (1.3), and both free throw attempts (4.5) and makes (3.0).
 - In 2025, she aims to average at least 12.0 points and 7.0 rebounds, which would make her the seventh Mystic in franchise history to reach those averages.
- Forward **Aaliyah Edwards** averaged 7.6 points and 5.6 rebounds per game on .490 shooting during her rookie campaign.
 - She aims to become just the third Mystic (joining Shakira Austin, 2022-2023 and Murriel Page, 1998-1999) to average at least 7.0 points and 5.0 rebounds while shooting at least 47.5% in each of her first two seasons.
 - Edwards also looks to finish among the top five rebounders in her sophomore class.
- Rookie Watch:
 - The Mystics aim to have a rookie average at least 8.0 points per game during the 2025 season. If accomplished, it would mark the 13th rookie in franchise history to do so, and the first since Shakira Austin (2022).
 - Only six rookies in Mystics history have averaged 10.0+ points per game, with the last coming in 2018 (A. Atkins).
- Washington is also targeting a rookie average 3.0 assists per game – which would be just the seventh time in team history that a rookie reached that assist mark (last: Natasha Cloud, 2015).
- For the second consecutive season, the Mystics look to have a rookie average 5.0 rebounds per game.
 - Since 2020, Washington has had two rookies achieve this feat. The Mystics would join Chicago and Indiana as the only teams since 2020 to have at least three rookies average 5.0 rebounds in their debut seasons.



MYSTIC BLOOM: THE YOUTH MOVEMENT

- The Mystics made key strides toward its future in the 2025 WNBA Draft, selecting three players in the first round – Sonia Citron (3rd overall), Kiki Iriafen (4th overall), and Georgia Amoore (6th overall) – the most first-round selections in franchise history.
- Washington had the youngest opening night roster in the WNBA, 24-348, which marked the youngest roster Washington has had on opening night since 2016 (24-183).
- All but two players on the roster, veterans Stefanie Dolson (11 seasons) and Brittney Sykes (8 seasons), have three or fewer years of WNBA experience.
- The Mystics have an average of 3.6 years of WNBA experience on their current roster and has a total of 1,092 regular season games played among their 12 roster players, marking the fewest total regular season games played by a team this season.

LAST 5 SEASONS WASHINGTON’S AVERAGE AGE & EXPERIENCE (OPENING NIGHT)

Year	Exp. (Service)	Age	No. Rookies on Roster
2025	2.8	24-348	4 (Citron, Iriafen, Amoore, Olsen)
2024	4.5	27-348	2 (Edwards, Van Loo)
2023	6.2	29-245	1 (Meng)
2022	4.7	28-139	3 (Austin, Benzan, Machida)
2021	5.5	28-255	0

WASHINGTON MYSTICS 2025 ROOKIES



Sonia Citron
3rd Overall



Kiki Iriafen
4th Overall



Georgia Amoore
6th Overall



Lucy Olsen
23rd Overall

2025 OPENING NIGHT ROSTERS BY AGE & EXPERIENCE

TEAM	AGE	TEAM	EXP.
WAS	24-349	WAS	2.75
DAL	25-295	DAL	3.08
CON	27-244	CON	3.31
ATL	27-288	PHX	3.38
MIN	27-332	NYL	4.33

ROOKIE DEBUT

- Rookie Sonia Citron finished with 19 points (6-7 FG), two rebounds, and two assists in her debut on 5/16 vs. ATL. Her 19 points tied Nikki McCray (6/11/1998 @ CHA) for the second-most in a rookie debut in franchise history.
- Citron is the first rookie since Diamond Miller (9/8/2023) to record at least 17 points on .850+ shooting. She joins Alana Beard and Shakira Austin as the only Mystics rookies to accomplish this feat.
- Kiki Iriafen contributed 14 points. Citron (19) and Iriafen (14) became the second rookie duo in Mystics history to score in double figures in their career debuts, joining Chamique Holdsclaw & Shalonda Enis (6/10/1999 vs. Charlotte).

MYSTICS; MOST POINTS IN ROOKIE DEBUT

RANK	PLAYER	POINTS	SEASON
1.	Stacey Dales	23	2002
2.	Sonia Citron	19	2025
2.	Nikki McCray	19	1998
4.	Chamique Holdsclaw	18	1999
5.	Marissa Coleman	16	2009
6.	KiKi Iriafen	14	2025

ROOKIES & SEASONED VETS

- Washington's roster has totaled 1,092 regular season games, the fewest games in the league.
- Mystics Veteran Stefanie Dolson has totaled 348 regular season games played and Brittney Sykes 253, accounting for 561 of the 1,092 games (51.4% of the Mystics' regular season games played).
- All but two of Washington's players have three or fewer years of experience. Veterans Stefanie Dolson (11 seasons) and Brittney Sykes (8 seasons) are the only players on the roster with four-plus years of service.
- The Mystics 10 players with three or fewer years of service are the most in the league.

2025 WNBA ROSTERS RANKED BY REG. SEASON GAMES PLAYED

TEAM	GAMES
WAS	1,092
PHX	1,255
CON	1,361
DAL	1,407
NYL	1,544

2025 OPEN NIGHT ROSTERS; NUMBER OF PLAYERS BASED ON EXPERIENCE

TEAM	PLAYERS W/3 OR FEWER YEARS OF EXP.
WAS	10
CON	9
PHX	8
GSV	7
3 TIED	6



ONE TEAM. ONE DMV.

With 22 home games on the schedule, the Washington Mystics are expanding their footprint across the DMV. This includes two games at EagleBank Arena in Fairfax, Virginia, and two at CFG Bank Arena in Baltimore, Maryland.

All remaining home games will be held at CareFirst Arena in Southeast D.C.

Mystics games in Fairfax and Baltimore include:

WASHINGTON MYSTICS 2025 VENUE RELOCATIONS			
Date	Opponent	Arena	City/Location
Tue. July 8	Chicago Sky	EagleBank Arena	Fairfax, VA
Thu. July 10	Las Vegas Aces	EagleBank Arena	Fairfax, VA
Sun. Sept. 7	Indiana Fever	CFG Bank Arena	Baltimore, MD

A NEW ERA

On December 23, 2024, Monumental Basketball announced Jamila Wideman as the Washington Mystics’ new General Manager and Sydney Johnson as Head Coach.

Wideman joins the Mystics after six years at the NBA league office, where she most recently served as Senior Vice President of Player Development. A former player herself, Wideman was selected third overall in the 1997 WNBA Draft by the Los Angeles Sparks and is now one of just three active WNBA general managers or team presidents with WNBA playing experience, along with Morgan Tuck (Connecticut) and Raegan Pebley (Los Angeles).



Current WNBA General Managers/Presidents to Play in the WNBA

GM/President	Team	WNBA Career
Morgan Tuck	Connecticut	Connecticut Sun (2016–2020)
Raegan Pebley	Los Angeles	Utah Starzz (1997)
		Cleveland Rockers (1998)
Jamila Wideman	Washington	Los Angeles Sparks (1997-1998)
		Cleveland Rockers (1999)
		Portland Fire (2000)

After her playing career, Wideman earned a law degree from New York University and spent over a decade working in civil rights and criminal defense law, including time with the Equal Justice Initiative (EJI) in Montgomery, Alabama, and the Legal Aid Society in New York City.

Johnson becomes the 15th head coach in Mystics history, bringing 25 years of basketball experience. Most recently, he served as head coach of Team USA’s 3x3 Women’s AmeriCup team, which won silver at the 2024 FIBA 3x3 AmeriCup in Puerto Rico. He also spent the 2024 season as an assistant coach with the Chicago Sky. Prior to that, he led the Fairfield University men’s basketball program for eight years (2011–2019), earning four postseason appearances – the most in program history.

ROOKIE RANKS

- Washington’s two rookies, Sonia Citron and Kiki Iriafen, are at the top of the rookie class in multiple statistical categories:

2025 ROOKIE RANKS - CITRON		
CATEGORY	AVERAGE	RANK
Points	14.2	2nd
Rebounds	4.9	3rd
Assists	2.1	5th
FG%	47.1	6th
3P%	35.9	7th

2025 ROOKIE RANKS - IRIAFEN		
CATEGORY	AVERAGE	RANK
Points	13.3	3rd
Rebounds	8.8	1st
FG%	49.7	4th
FTA	57 (total)	1st

- Citron and Iriafen streak of both scoring in double figures ended on 6/15, after they became the third and fourth rookies in Mystics history to score in double figures in at least 10 consecutive games.
- Iriafen and Citron’s 10 consecutive game streak marked the longest by rookie teammates in league history.





DOUBLE-DOUBLE KIKI

- On 6/24 vs. MIN, Kiki Iriafe recorded her fifth double-double of the season - posting 11 points and 11 rebounds.
- Iriafe's five double-doubles are the most by a rookie this season.
- She is one double-double shy of tying the rookie franchise record for most double-doubles in a season (Chamique Holdsclaw; 6)
- She became the first rookie in franchise history to record four consecutive double-doubles, and joined Caitlin Clark and Angel Reese as the only rookies since 2020 to achieve this feat.
- Her four consecutive double-doubles tied the second longest streak in franchise history (longest: five; Chamique Holdsclaw).
- She was only the second rookie to accomplish this within her first five career games, following Natalie Williams (Utah Starzz), who did so in 1999.

ROOKIES TO RECORD 3 STRAIGHT DBLE-DBLES

SEASON	PLAYER	STREAK(S)
2025	Kiki Iriafe	4
2024	Angel Reese	4, 6, 15
2024	Caitlin Clark	3, 5
2020	Satou Sabally	3 * Since 2020

- Iriafe is the fastest rookie in Mystics history to total 100+ points and 80+ rebounds (8 games) and the quickest player to do so since Tina Charles in 2010.
- She also totaled 146 points through 10 career games (5/16-6/8), the most by a Mystics rookie since Chamique Holdsclaw (183; 1999).

STEADY SONIA

- Sonia Citron is second in scoring among rookies, averaging 14.2 points per game on 47.1% shooting from the field and 35.9% from three-point range.
- Her 14 consecutive games of scoring in double figures ended on 6/24, which ranks as third longest for a rookie in franchise history.
- She has totaled 14 games of 10+ points, the most by a rookie this season and most by a Mystic.
- Citron is averaging 8.3 points in the second half - the most by a rookie in the league.
- Citron has shot 50.0% or better in nine games, the most by a rookie this season [min 7 FGA/g].
- Over her last four games she is averaging 16.5 points, 6.8 rebounds, 2.5 assists, and 2.0 steals per game while shooting 46.9% from the field and 38.1% from three point range - joining Aaliyah Boston to average at least 15 pts, 5 rebs, 2 assists, and 2 steals on 47% shooting from the field and 37% from three in that span [min. 3 GP].

MYSTICS ROOKIES 2ND HALF SCORING

SEASON	PLAYER	PT TOTAL
2025	Sonia Citron	124
2025	Kiki Iriafe	88
2024	Julie Vanloo	119
2024	Aaliyah Edwards	111
2023	Li Meng	106
2022	Shakira Austin	139

* Top Mystics Rookies since 2022

PLAYERS AVERAGING 10+ PTS, 4+ REB, 2+ AST ON 47.0+ FG% & 34.0+ 3P%

PLAYER	PTS/G	REB/G	AST/G	FG%	3P%
N. Collier	24.4	8.5	3.6	52.4%	42.1%
N. Ogwumike	17.7	8.2	2.4	54.3%	35.6%
S. Citron	14.2	4.9	2.1	47.1%	35.9%
A. Smith	11.1	5.3	2.7	53.8%	38.8%

MYSTICS; 10+ PT GAME STREAK (ROOKIE) 2025; ROOKIE 50.0% FG% GAMES

PLAYER	STREAK	PLAYER	GAMES
N. McCray	16	S. Citron	9
C. Holdsclaw	15	M. Akoa Makani	5
S. Citron	14	P. Bueckers	5
C. Holdsclaw	12	K. Iriafe	5
K. Iriafe	10	3 Tied	3

* Min. 7 FGA /g

SONI'S CAREER NIGHT

- On 6/22 vs. DAL, Citron recorded her first career double-double, posting a career-high 27 points to go along with a career-high 11 rebounds.
- Her 27 points are tied for the second most by a Mystics rookie, alongside Alanna Beard and Nikki McCray.
- She is the first rookie in franchise history to post a 25+ point, 10+ rebound game and she is the first rookie this season to accomplish this feat.

ROOKIES TO RECORD 25+ PTS, 10+ REB IN A GAME

PLAYER	TOTAL
Aaliyah Boston	3
Angel Reese	2
Satou Sabally	1
NaLyssa Smith	1
Sonia Citron	1 * Since 2020

KIKI: NEW MATCH UP, SAME IMPACT

- On 6/22 vs. DAL, Iriafe tallied 19 points, seven rebounds, six assists, and five steals, becoming the third player in the WNBA this season to record 15+ points, 5+ rebounds, 5+ assists, and 5+ steals.
- She set career-highs in both assists (six) and steals (five) and her five steals are the most by a rookie this season.
- Iriafe has recorded a 14-game streak of 5+ rebounds, the third longest active streak this season.
- On 6/15, Iriafe's nine game streak of 10+ points, 5+rebounds was broken.
- Iriafe is averaging 8.8 rebounds per game, the fourth most in the WNBA.
- She is also averaging 2.9 second chance points, the most by any rookie this season.

MYSTICS ROOKIES; CONSECUTIVE GAMES W/ 5 REB

PLAYER	SEASON	GAMES
C. Holdsclaw	1999	24
M. Page	1998	14
K. Iriafe	2025	14
A. Santos de Oliveira	1998	13
S. Austin	2022	11

LAST 5 ROOKIES TO TOTAL AT LEAST 15 PTS, 5 AST, 5 STL, 5 REB IN A GAME

PLAYER	DATE	PTS	REB	AST	STL	FG%
K. Iriafe	6/22/25	19	7	6	5	58.3%
C. Clark	7/10/24	29	5	13	5	50.0%
D. Robinson	9/1/11	15	5	7	5	71.4%
C. Parker	5/29/08	16	16	5	5	38.9%
T. Catchings	7/26/02	23	5	7	9	53.9%

MAY'S ROOKIE OF THE MONTH

- The WNBA announced that Mystics forward Kiki Iriafe has been named the Kia WNBA Rookie of the Month for games played in May. Iriafe becomes the first player in Mystics history to earn this honor.
- In Iriafe's debut month, she averaged 13.9 points, 10.1 rebounds, and 1.0 assists per game while shooting .474 from the field.
- Iriafe joined Jonquel Jones (NYL) and A'ja Wilson (LVA) as the only players to averaged at least 12+ points and 10+ rebounds while shooting 47.0% or better from the field.
- She is the first Mystic to average at least 12.0 points and 10.0 rebounds on 47.0% shooting or better in a single month since Crystal Langhorne in July 2010 [min. 5 GP]. Iriafe is also one of just four rookies to accomplish this, and the first since Tina Charles in 2010 (August and June).
- Her four double-doubles in the month were the most by a rookie and were tied for the most in the WNBA.





ROOKIE REPORT

- On 6/22 vs. DAL, Sonia Citron recorded 27 points and 11 rebounds and Kiki Iriafen totaled 19 points and 7 rebounds, becoming the first Mystics rookie teammates to record at least 17 points, 7 rebounds in the same game.
- Iriafen (8 games) and Citron (7 games) each surpassed 100 points in eight or fewer games, becoming the first Mystics rookies to do so since Nikki McCray (5 games) and Alessandra Santos de Oliveira (8 games) in 1998.
- They are just the sixth rookie duo in WNBA history to achieve this, and the first since Lauren Jackson (7) and Semeka Randall (8) in 2001.
- On 6/15, Iriafen surpassed 150 points and 100 rebounds, doing so in 11 career games. Iriafen became the sixth player in WNBA history to do so in 11 or fewer games.

2025; ROOKIE GAMES W/ 10+ PTS/5+ REB

PLAYER	TEAM	GAMES
Kiki Iriafen	WAS	11
Sonia Citron	WAS	7
Paige Bueckers	DAL	7
Janelle Salaun	GSV	3
Monique Akoa Makani	PHX	2
Luisa Geiselsoder	DAL	2
Aneesah Morrow	CON	2
Aziaha James	DAL	2

ALL-STAR SYKES

- Brittney Sykes has started the 2025 WNBA season averaging career-bests in points (19.6), free throw makes (.77), free throw attempts (9.6), and assists (4.8).
- She has scored 20+ points in nine games, tied for the most 20+ point games by a player this season.
- Her nine 20+ point games mark the second most in a single season in her career (high 11; 2023).
- Sykes totaled a season-high best 32 points on 6/17 at CHI, her second 30+ point outing this season. She is one of eight players to total a 30+ point, 5+ assist game this season.
- Sykes has dished out 31 assists over her last six games (6/5-6/22), averaging 5.2 APG, tied for the second-best six-game stretch of her career (best: 5.3 APG, Aug. 4-18, 2023).
- Her 19.6 points per game are the seventh most in the WNBA.
- Sykes is averaging 12.3 second half points, the most in the WNBA.

2025; 20+ PT GAME LEADERS

PLAYER	GAMES
B. Sykes	9
S. Diggins	9
N. Collier	8
S. Sabally	8
B. Stewart	8
N. Ogwumike	7
K. Plum	7

2025; SCORING LEADERS

PLAYER	PPG
N. Collier	24.4
A. Wilson	21.2
B. Stewart	21.0
K. Plum	20.4
S. Ionescu	19.7
A. Gray	19.7
B. Sykes	19.6
S. Sabally	19.3

SYKES PPG AVERAGE LAST FOUR SEASONS

SEASON	PPG	RPG	APG	SPG
2025	19.6	4.0	4.8	1.2
2024	12.2	4.1	3.1	0.9
2023	15.9	5.0	3.8	2.1
2022	12.7	3.7	3.7	2.0

2025; PLAYERS AVERAGING 18+ PTS, 4+ REB, 4+ AST

PLAYER	PTS/G	REB/G	AST/G
Sabrina Ionescu	19.7	4.3	5.1
Brittney Sykes	19.6	4.0	4.8

GETTING TO THE LINE

- The Mystics are attempting 24.7 free throw attempts, ranking first in the WNBA.
- Washington ranks first in personal fouls drawn (22.4) and has a free throw attempt rate of 0.387.
- Washington has attempted 20+ free throws in 12 game this season (last: vs. DAL; 6/22). The Mystics are 5-0 when attempting 25 or more free throws.
- Washington attempted a 2025 league-best 41 free throws on 6/22 vs. DAL, and the Mystics' 28 made free-throws is their highest total since July 7, 2023, vs. Indiana (31).
- The Mystics' 41 attempts are the most since 8/6/22, when Dallas attempted 45, and are the third most attempts in franchise history.
- Brittney Sykes is averaging a league-best 9.6 free throws per game, with 6.2 attempts coming in the second half. Sykes attempted a career-best 15 FTA on 6/8 vs. CON.

MYSTICS FTM/FTA LAST FOUR SEASONS

SEASON	FTM	FTA	LEAGUE RANK
2025	18.1	24.7	1st/1st
2024	11.5	15.0	12th/12th
2023	15.0	18.2	6th/8th
2022	14.0	17.9	8th/8th

2025; 10+ FTA GAME LEADERS

PLAYER	GAMES
B. Sykes	7
B. Stewart	5
A. Wilson	5
4 Tied	2

TOP 5 FTA/G LEADERS SINCE 2000

PLAYER	FTA/G	SEASON
B. Sykes	9.6	2025
A. McCoughtry	8.7	2011
K. Smith	8.6	2001
A. Wilson	8.0	2025
B. Stewart	7.9	2025
N. Williams	7.9	2000

SHAKIRA, SHAKIRA

- On 6/20 vs. ATL, Shakira Austin recorded a career-high 28 points and added 10 rebounds for her first double-double of the season.
- She shot 13-17 from the field (.765 FG%), her second-best shooting performance in games with 10+ field goal attempts.
- Austin joins Elena Delle Donne as the only players in franchise history to record 28+ points and 10+ rebounds on 75.0% or better shooting. She's the 13th player in league history to accomplish this feat and the first since A'ja Wilson (Jul. 22, 2023).

PLAYERS TO RECORD 28+ PTS, 10+ REB, 2+ BLK 2+ STL ON 75.0% OR BETTER SHOOTING

PLAYER	DATE	PTS	REB	STL	BLK	FG%
S. Fowles	8/12/11	28	13	2	2	84.6%
L. Cambage	7/3/18	37	10	2	2	80.0%
S. Austin	6/20/25	28	10	3	2	76.5%

FINDING HER GROVE

- Since moving into the starting lineup on 6/17, Shakira Austin is averaging 19.3 points, 8.5 rebounds, 2.5 assists, 1.8 blocks, and 2.0 steals while shooting 52.5% from the field.
- On 6/24 vs. MIN, she led the team with 19 points and eight rebounds, marking her third consecutive game with 15+ points and 5+ rebounds - the longest such streak of her career.
- On 6/22 vs. DAL, she posted 21 points, seven rebounds, one block, and one steal - now recording 20+ points in consecutive games for the first time in her career.



EASTERN CONFERENCE PLAYER OF THE WEEK

- The WNBA announced that Washington Mystics center Shakira Austin has been named the Eastern Conference Player of the Week for games played from June 16 to June 22.
- This marks the first Player of the Week honor of Austin's career and makes her the ninth player in franchise history to receive the recognition.
- Austin helped lead the Mystics to a 2-1 record during the week (June 16-June 22), averaging 19.3 points, 8.7 rebounds, 2.3 assists, 2.3 blocks, and 2.0 steals while shooting 58.5% across three games. She was the only player to average at least 17.0 points, 2.0 rebounds, 2.0 assists, 2.0 blocks, and 2.0 steals during that span.

FROM BEYOND THE ARC

- On 6/22, the Mystics shot 46.7% from three-point range, tied for their third-best performance from deep this season. Washington has shot 38.0% or better from three-point range in five games (last: 6/24 vs. MIN) - posting a 4-1 record in those games.
- Mystics rookie Sonia Citron has totaled 23 three-pointers, the second most by a rookie in the WNBA this season. On 6/22, she matched her career-high with four three-pointers, marking her eighth game this season with multiple threes. She also shot 4-7 from beyond the arc, her fifth game shooting 50% or better from deep this year.

2025; ROOKIES W/ 2+ 3PM

PLAYER	GAMES
K. Laksa	11
S. Citron	8
M. Akoa Makani	7
K. Westbeld	6
L. Held	6

MYSTICS IN THE FOURTH

- Washington is averaging 21.3 points in the fourth, the second most in the WNBA. The Mystics are also attempting a league-best 8.5 three throws in that period.
- Washington has held an opponent to 20 or fewer points in the fourth quarter in 10 games (last: 6/24 vs. MIN), tied for the second most games in the WNBA (MIN; 11 games). The Mystics held the Lynx to nine fourth quarter points on 6/24, their lowest scoring total of the season.
- The Mystics are holding opponents to 37.4% shooting in the fourth quarter (2nd best) and 21.3% from three-point territory, the best in the WNBA.
- Opponents are also averaging 3.5 assists in the final frame, the second fewest in the WNBA, and totaling 7.9 rebounds per game, tied for the second fewest.
- Sykes is averaging 6.4 points in the fourth, the most in the WNBA.

THE DEFENSIVE END

- The Mystics are holding opponents to 41.0% shooting, ranked fourth in the WNBA. The Mystics are also holding opponents to 30.2% from three-point territory, the fourth best in the league.
- Washington held Minnesota to 16.7% from three-point range (3-18) on 6/24, the lowest opponent three-point percentage allowed by the Mystics this season.
- Opponents are averaging the second fewest rebounds per game (32.9).
- The Mystics are holding opponents to 8.2 fast break points per game, the fewest in the WNBA. Washington opponents are only scoring 30.7 points in the paint, the third fewest in the WNBA. The Mystics are t-second in opp. points off turnovers (14.8) and third in opp. second chance points (10.2).

POINTS OFF TURNOVERS

- Washington forced 19 turnovers, converting them into 26 points off turnovers on 6/24 vs. MIN, the fifth game this season the Mystics have scored 20+ points off turnovers (a perfect 5-0 in those games).
- On 6/17 at CHI, the Mystics forced Chicago into 25 turnovers - the most by a Mystics opponent since Los Angeles committed 28 on May 21, 2024.
- Washington converted those into 40 points, a franchise record for points off turnovers. It was also the fourth most recorded in a WNBA game.

MOST POINTS SCORED OFF TURNOVERS

POINTS	TEAM	OPP	DATE
45	IND	DET	8/15/2009
44	CON	NYL	5/17/2022
42	CON	ATL	6/11/2023
40	WAS	CHI	6/17/2025

MYSTICS; 20+ PTS OFF TO GAMES

SEASON	GAMES	RECORD
2025	5	5-0
2024	9	4-5
2023	16	8-8
2022	10	8-2
2021	4	3-1

DOING WORK IN THE PAINT

- The Mystics are averaging 37.6 points in the paint, the fourth most in the WNBA.
- Washington's 37.6 points are currently the most the team has averaged in franchise history (since PITP was tracked in 1998)
- Washington has now outscored their opponents in the paint 12 times this season. Washington recorded a season-high 52 points in the paint on 6/20 at ATL.
- Mystics rookie Kiki Iriafen is averaging 8.5 points in the paint, the 10th most and the most by a rookie.
- Washington is shooting 65.2% from the restricted area, fourth best in the WNBA.

2025; PITP LEADERS MYSTICS; PITP AVERAGE

TEAM	PPG	SEASON	PITP AVG.	RANK
Indiana	40.7	2025	37.6	4th
Seattle	38.7	2024	30.2	11th
Chicago	37.7	2023	31.7	12th
Washington	37.6	2022	34.1	T-6th
Los Angeles	36.7	2021	29.7	12th
		2020	30.7	11th

THREE IN THE LAST FOUR

- Washington has won three of their last four games, picking up victories against the Chicago Sky, Dallas Wings, and Minnesota Lynx. The Mystics lost to the Atlanta Dream on 6/20 91-90.
- This marks the first time this season Washington has won three in four games and the second time the team has won consecutive games.
- Over Washington's last four games (6/17-6/24), the Mystics are averaging 82.3 points (sixth), 21.5 assists (t-third), 10.8 steals (t-first), and 24.8 free throw attempts (t-first). The Mystics are also shooting 44.9% from the field (fifth) and 40.4% from three point range (first).
- Washington has now forced 10+ steals in three of the last four games.
- The Mystics rank first in points off turnovers (25.8), second in fast break points (13.3), and fourth in points in the paint (38.5).



QUICK BITS

- Washington is fourth in rebounds per game, averaging 36.1 per game. The Mystics rank third in defensive rebounds per game, averaging 27.0 and fifth in offensive rebounds per game (9.1).
- On 6/24, the Mystics grabbed a season-high 14 offensive rebounds, marking their sixth game this season with 10+ offensive boards. They are 4-2 in those games.
- The Mystics have totaled 11 "clutch games" this season, tied for the most in the league. Washington has totaled three games with losses by three or fewer points - tied for the most in the league.
- Over the last three games, Sug Sutton is averaging 11.3 points, 3.3 rebounds, 3.3 assists, and 2.0 steals on 47.8% shooting and 60.0% shooting from three-point range.
- Over the last five games, Washington is averaging 9.6 steals per game - the third most in the WNBA. Rookie Sonia Citron recorded two steals on 6/24, extending her streak of consecutive games with a steal to seven (second longest streak by a rookie this season).



#8 Georgia Amoore

Guard • 5-7 • 3/4/01 • Kentucky/Australia

Rookie

SEASON	GP	GS	PPG	RPG	APG	SPG	BPG	MPG	FG%	3FG%	FT%		2025-26 HIGHS	CAREER HIGHS	
** No Games Played 2025-26 Regular Season **												PTS	--	--	
	POINTS				REB	AST	BLK	STL				FGM	--	--	
	10+		20+	30+	10+	10+	3+	3+	DBL-DBL		TPL-DBL		FGA	--	--
Career	--		--	--	--	--	--	--	--		--		3FGM	--	--
RECENT GAMES												3FGA	--	--	
OPPONENT	W/L	MIN	FG-A	3P-A	FT-A	OR	DR	TR	A	PF	ST	TO	BS	PTS	
6/24 vs. MIN	W	DND - Injury										FTM	--	--	
6/22 vs. DAL	W	DND - Injury										FTA	--	--	
6/20 at ATL	L	Inactive - Injury										OREB	--	--	
6/17 at CHI	W	DND - Injury										DREB	--	--	
6/15 vs. ATL	L	DND - Injury										TREB	--	--	
2024 SEASON HIGHLIGHTS:												ASTS	--	--	
• 2024-25 Jersey Mike's Naismith Trophy Women's College Player of the Year Semifinalist												STLS	--	--	
• 2024-25 All SEC First Team (coaches), 2024-25 All SEC First Team (USA Today), 2024-25 Second Team All- American, 2023-24 Third Team All-American, Two-Time Finalist for Lihormoen Award												BLKS	--	--	
												MINS	--	--	

2024 SEASON HIGHLIGHTS:

- 2024-25 Jersey Mike’s Naismith Trophy Women’s College Player of the Year Semifinalist
- 2024-25 All SEC First Team (coaches), 2024-25 All SEC First Team (USA Today), 2024-25 Second Team All- American, 2023-24 Third Team All-American, Two-Time Finalist for Lieberman Award
- Third player in Division I women’s history with 2,300+ career points and 800+ assists. The first part of her college stint was spent at Virginia Tech, where she helped her team reach the 2023 Final Four
- 2023 ACC Women’s Basketball Tournament MVP
- Ranks first in career assists (656) at Virginia Tech
- Became the first Virginia Tech Women’s Basketball athlete to record a triple-double with a 24-point, 10-rebound, 11-assist effort vs. Nebraska on Dec. 1, 2022



#0 Shakira Austin

Center • 6-5 • 25/7/00 • Mississippi/USA

3 Years Pro

SEASON	GP	GS	PPG	RPG	APG	SPG	BPG	MPG	FG%	3FG%	FT%			
2025-26	12	4	11.5	6.1	1.3	1.00	1.00	19.4	.491	.000	.700	PTS	28 at ATL 6/20/25	28 at ATL 6/20/25
	POINTS				REB	AST	BLK	STL						
	10+	20+	30+	10+	10+	3+	3+	DBL-DBL	TPL-DBL					
Career	39	5	--	15	--	2	8	11	--					
RECENT GAMES														
OPPONENT	W/L	MIN	FG-A	3P-A	FT-A	OR	DR	TR	A	PF	ST	TO	BS	PTS
6/24 vs. MIN	W	27:45	7-18	0-0	5-6	1	7	8	3	4	2	3	0	19
6/22 vs. DAL	W	29:51	7-16	0-0	7-8	4	3	7	2	3	1	3	1	21
6/20 at ATL	L	32:20	13-17	0-0	2-2	4	6	10	3	5	3	1	2	28
6/17 at CHI	W	27:28	4-8	0-1	1-2	2	7	9	2	0	2	4	4	9
6/15 vs. ATL	L	19:08	4-10	0-1	1-3	3	4	7	0	0	0	1	2	9
2024 SEASON HIGHLIGHTS:														
• Appeared in 12 games (11 starts) for Washington														
• Averaged career bests in points (11.8), rebounds (6.8), steals (1.3), free-throw makes (3.0), and free-throw attempts (4.5)														
• Scored in double-figures in nine of her 12 appearances and scored a season-best 24 points on Aug. 20 vs. Seattle														
• Totaled seven or more rebounds in six games														
• Grabbed 10+ rebounds on two occasions														
• Made season debut on 5/18 at CON														
• Posted 13 points and three rebounds off the bench on 5/28 vs. IND														
• Contributed 10 points, three rebounds, and two blocks on 6/3 at IND														
• Recorded a season-high 11 rebounds off the bench on 6/5 vs. NYL and added a career-high four assists. It was her 14th career performance with 10+ rebounds. Her 11 boards are the most by a reserve in the WNBA this season														
• Led the bench scoring with a season-high 14 points and five rebounds on 6/8 vs. CON...Marked her first 10 point, 5 rebound game of the season														
• Made first of the season of 6/17 at CHI														
• Has totaled 5+ points, 5+ rebounds in seven games														
• On 6/20 at ATL, recorded a career-high 28 points and added 10 rebounds for her first double-double of the season														
• Is the youngest player in WNBA history (24 y, 330d) to record at least 28 points, 10 rebounds, 2 steals, and 2 blocks while shooting 75.0% or better in a game														
• Scored 20+ points in consecutive games for the first time in her career (6/20-6/22).														
• Was named Eastern Conference Player of the Week for games played from June 16-22, the first time she has earned this honor in her career														
	2025-26 HIGHS											CAREER HIGHS		
FGM	13 at ATL 6/20/25											13 at ATL 6/20/25		
FGA	18 vs. MIN 6/24/25											18 vs. MIN 6/24/25		
3FGM	--											1 vs. NYL 5/14/24		
3FGA	2 vs. NYL 6/5/25											2 vs. NYL 6/5/25		
FTM	7 vs. DAL 6/22/25											10 vs. SEA 8/20/24		
FTA	8 vs. DAL 6/22/25											15 vs. SEA 8/20/24		
OREB	4 2 times (vs. DAL, 6/22/25)											4 8 times (vs. DAL, 6/22/25)		
DREB	8 vs. NYL 6/5/25											10 2 times (@ CHI, 5/26/23)		
TREB	11 vs. NYL 6/5/25											13 at MIN 6/10/22		
ASTS	4 vs. NYL 6/5/25											4 vs. NYL 6/5/25		
STLS	3 at ATL 6/20/25											3 8 times (@ ATL, 6/20/25)		
BLKS	4 at CHI 6/17/25											5 vs. NYL 5/14/24		
MINS	32 at ATL 6/20/25											35 at MIN 5/8/22		

	2025-26 HIGHS	CAREER HIGHS
PTS	28 at ATL 6/20/25	28 at ATL 6/20/25
FGM	13 at ATL 6/20/25	13 at ATL 6/20/25
FGA	18 vs. MIN 6/24/25	18 vs. MIN 6/24/25
3FGM	--	1 vs. NYL 5/14/24
3FGA	2 vs. NYL 6/5/25	2 vs. NYL 6/5/25
FTM	7 vs. DAL 6/22/25	10 vs. SEA 8/20/24
FTA	8 vs. DAL 6/22/25	15 vs. SEA 8/20/24
OREB	4 2 times (vs. DAL, 6/22/25)	4 8 times (vs. DAL, 6/22/25)
DREB	8 vs. NYL 6/5/25	10 2 times (@ CHI, 5/26/23)
TREB	11 vs. NYL 6/5/25	13 at MIN 6/10/22
ASTS	4 vs. NYL 6/5/25	4 vs. NYL 6/5/25
STLS	3 at ATL 6/20/25	3 8 times (@ ATL, 6/20/25)
BLKS	4 at CHI 6/17/25	5 vs. NYL 5/14/24
MINS	32 at ATL 6/20/25	35 at MIN 5/8/22



#22 Sonia Citron

Guard • 6-1 • 22/10/03 • Notre Dame/USA

Rookie

SEASON	GP	GS	PPG	RPG	APG	SPG	BPG	MPG	FG%	3FG%	FT%	2025-26 HIGHS		CAREER HIGHS
2025-26	15	15	14.2	4.9	2.1	1.13	0.33	32.9	.471	.359	.846	PTS	27 vs. DAL 6/22/25	27 vs. DAL 6/22/25
												FGM	9 vs. DAL 6/22/25	9 vs. DAL 6/22/25
												FGA	14 at ATL 6/20/25	14 at ATL 6/20/25
												3FGM	4 2 times (vs. DAL, 6/22/25)	4 2 times (vs. DAL, 6/22/25)
												3FGA	7 2 times (vs. DAL, 6/22/25)	7 2 times (vs. DAL, 6/22/25)
												FTM	6 vs. ATL 6/15/25	6 vs. ATL 6/15/25
												FTA	7 2 times (vs. DAL, 6/22/25)	7 2 times (vs. DAL, 6/22/25)
												OREB	3 vs. MIN 6/24/25	3 vs. MIN 6/24/25
												DREB	9 vs. DAL 6/22/25	9 vs. DAL 6/22/25
												TREB	11 vs. DAL 6/22/25	11 vs. DAL 6/22/25
												ASTS	4 2 times (vs. CON, 6/8/25)	4 2 times (vs. CON, 6/8/25)
												STLS	3 at CHI 6/17/25	3 at CHI 6/17/25
												BLKS	15 times (vs. DAL, 6/22/25)	15 times (vs. DAL, 6/22/25)
												MINS	41 vs. DAL 6/22/25	41 vs. DAL 6/22/25
RECENT GAMES														
OPPONENT	W/L	MIN	FG-A	3P-A	FT-A	OR	DR	TR	A	PF	ST	TO	BS	PTS
6/24 vs. MIN	W	37:05	3-13	1-4	2-2	3	1	4	2	1	2	2	0	9
6/22 vs. DAL	W	41:14	9-13	4-7	5-7	2	9	11	2	2	2	5	1	27
6/20 at ATL	L	37:08	7-14	2-7	1-1	0	3	3	3	1	1	1	0	17
6/17 at CHI	W	35:54	4-9	1-3	4-5	1	8	9	3	2	3	2	0	13
6/15 vs. ATL	L	30:22	2-8	0-3	6-7	1	2	3	0	1	2	2	0	10

- 2024 SEASON HIGHLIGHTS:**
- One of just three ACC players to rank in the conference's top 20 in both blocks (0.9; 16th) and steals (1.9; 12th).
 - 2025 Cheryl Miller Award finalist, given to the best small forward in college basketball annually
 - First Team All-ACC honors and was named to the 2024-25 All-ACC Defensive Team
 - Set Notre Dame's single-season program record in free-throw percentage (91.2%) during her senior campaign (2024-25). Her 173 career three-pointers are the eighth-most in program history
 - Led Notre Dame to the 2024 ACC Tournament Championship and made the NCAA Tournament all four years, reaching the Sweet 16 each season

- 2025 SEASON HIGHLIGHTS:**
- In her rookie debut, finished with 19 points (6-7 FG), two rebounds and two assists (5/16)
 - She joins Alana Beard and Shakira Austin as the only Mystics rookies to score at least 17 points on .850+ shooting
 - Is the first Mystics rookie since Shakira Austin (8/2/22–8/7/22) to score 15+ points in consecutive games (5/16-5/18)
 - Scored 10+ points in 14 consecutive games (5/16-6/22)
 - Was the first rookie in the 2025 draft class to reach 100 points
 - Posted seven career game with 10+ point, 5+ rebounds
 - Shot 50.0% or better in three straight games (6/3-6/8), and nine times overall
 - Has made multiple three-pointers in eight games – second-most among rookies
 - Recorded first career double-double posting a career-high 27 points to go along with a career-high 11 rebounds on 6/22 vs. DAL
 - She became the first rookie in franchise history to post a 25+ point, 10+ rebound game



#31 Stefanie Dolson

Center • 6-5 • 8/1/92 • Connecticut/USA

11 Years Pro

SEASON	GP	GS	PPG	RPG	APG	SPG	BPG	MPG	FG%	3FG%	FT%
2025-26	15	11	2.9	2.3	1.5	0.47	0.40	17.8	.315	.233	1.000
	POINTS				REB	AST	BLK	STL			
	10+		20+	30+	10+	10+	3+	3+	DBL-DBL	TPL-DBL	
Career	119		18	--	11	--	19	2	9	--	

RECENT GAMES														
OPPONENT	W/L	MIN	FG-A	3P-A	FT-A	OR	DR	TR	A	PF	ST	TO	BS	PTS
6/24 vs. MIN	W	13:41	1-3	1-1	0-0	2	3	5	1	4	1	1	0	3
6/22 vs. DAL	W	8:28	0-3	0-2	0-0	0	1	1	2	5	0	0	0	0
6/20 at ATL	L	6:40	0-1	0-1	0-0	0	0	0	0	2	0	0	0	0
6/17 at CHI	W	13:18	0-1	0-1	2-2	0	0	0	1	3	1	0	0	2
6/15 vs. ATL	L	19:16	1-3	1-3	0-0	0	1	1	0	4	0	1	0	3

2024 SEASON HIGHLIGHTS:

- Saw action in 39 games (all starts) for Washington
- Averaged 9.5 points, 4.9 rebounds, and 2.6 assists per game
- Averaged the most points per game since the 2018 season, most rebounds since the 2019 season, and most assists since the 2018 season
- Averaged a career-best 1.8 three-point makes on a career-high 4.0 three-point attempts per game
- Shot .465 from three-point range, her best three-point percentage since 2020
- Made 3+ 3PM in 10 games, the most in a single season in her career
- Finished the 2024 season third in 3P%
- Scored 10+ points in 16 games and 20+ points once
- Had 10+ rebounds in two games
- During the 2024-25 offseason, played for Laces in the inaugural season of Unrivaled where she posted averages of 8.5 points, 4.6 rebounds, and 1.2 assists in 13.0 minutes of action

2025 SEASON HIGHLIGHTS:

- Recorded a game-high eight assists, along with eight points and six rebounds on 5/23 at LVA...Her eight assists are tied for the second most in a game in her career
- Reached 3,000 career points on 6/5 vs. NYL

	2025-26 HIGHS	CAREER HIGHS
PTS	8 2 times (vs. NYL, 6/5/25)	29 vs. PHO 7/28/17
FGM	4 vs. NYL 6/5/25	13 vs. PHO 7/28/17
FGA	7 at LVA 5/23/25	21 vs. PHO 7/28/17
3FGM	2 2 times (@ LVA, 5/23/25)	6 2 times (vs. MIN, 8/17/24)
3FGA	4 at PHO 5/25/25	7 5 times (vs. CON, 6/27/24)
FTM	2 at CHI 6/17/25	10 at DAL 7/16/17
FTA	2 at CHI 6/17/25	12 at DAL 7/16/17
OREB	2 2 times (vs. MIN, 6/24/25)	7 vs. WAS 5/24/17
DREB	5 at LVA 5/23/25	9 5 times (vs. DAL, 6/22/24)
TREB	6 at LVA 5/23/25	12 2 times (vs. ATL, 8/14/22)
ASTS	8 at LVA 5/23/25	9 vs. DAL 8/30/17
STLS	17 times (vs. MIN, 6/24/25)	3 2 times (@ LAS, 8/11/19)
BLKS	2 2 times (@ LVA, 5/23/25)	5 2 times (vs. ATL, 7/17/19)
MINS	29 at LVA 5/23/25	44 vs. LAS 8/18/17





#24 Aaliyah Edwards

Forward • 6-3 • 9/7/02 • Connecticut/Canada

1 Year Pro

SEASON	GP	GS	PPG	RPG	APG	SPG	BPG	MPG	FG%	3FG%	FT%
2025-26	11	0	4.9	3.3	0.6	0.73	0.09	14.3	.396	.000	.615
	POINTS				REB	AST	BLK	STL			
	10+	20+	30+	10+	10+	3+	3+	DBL-DBL	TPL-DBL		
Career	10	1	--	4	--	4	1	3	--		

RECENT GAMES													
OPPONENT	W/L	MIN	FG-A	3P-A	FT-A	OR	DR	TR	A	PF	ST	TO	BS
6/24 vs. MIN	W	11:15	3-6	0-0	1-2	3	2	5	0	0	1	0	0
6/22 vs. DAL	W	11:05	0-1	0-0	0-0	0	1	1	1	2	1	2	0
6/20 at ATL	L	5:51	1-1	0-0	1-2	0	0	0	0	0	1	1	0
6/17 at CHI	W	12:19	2-4	0-0	2-4	2	0	2	1	3	1	1	1
6/15 vs. ATL	L	16:31	1-7	0-1	3-4	1	2	3	0	2	1	2	0


2024 SEASON HIGHLIGHTS:

- In 34 games (17 starts) averaged 7.6 points, 5.6 rebounds, 1.4 steals, 0.8 blocks per game
- Shot .490 from the field
- Scored in 10+ points in nine games and recorded 10+ rebounds in four games
- Totaled three double-doubles on the season
- Finished the 2024 campaign ranked second in field goal percentage, fifth in points per game, seventh in steals, and third in blocks per game among rookies
- During the 2024-25 offseason, played for Team Mist in the inaugural season of Unrivaled where she averaged 7.6 points, 5.3 rebounds, and 1.1 assists in 14 games...Made it to the finals in the 1v1 tournament, falling short to Napheesa Collier

2025 SEASON HIGHLIGHTS:

- Made season debut on 5/25 at PHX - recording six points and seven rebounds off the bench
- Has totaled 5+ rebounds off the bench in three games
- Contributed 13 points and seven rebounds on 6/8 vs. CON

	2025-26 HIGHS	CAREER HIGHS
PTS	13 vs. CON 6/8/25	23 vs. CHI 6/6/24
FGM	5 vs. CON 6/8/25	10 vs. CHI 6/6/24
FGA	8 vs. CON 6/8/25	12 vs. CHI 6/6/24
3FGM	--	--
3FGA	1 4 times (vs. ATL, 6/15/25)	11 times (vs. ATL, 6/15/25)
FTM	3 2 times (vs. ATL, 6/15/25)	5 vs. LVA 6/29/24
FTA	5 vs. CON 6/8/25	8 vs. IND 6/7/24
OREB	5 vs. CON 6/8/25	5 vs. CON 6/8/25
DREB	5 2 times (vs. NYL, 5/30/25)	13 vs. CHI 6/6/24
TREB	7 2 times (vs. CON, 6/8/25)	14 vs. CHI 6/6/24
ASTS	17 times (vs. DAL, 6/22/25)	4 2 times (@ DAL, 9/3/24)
STLS	1 8 times (vs. MIN, 6/24/25)	3 at LAS 5/21/24
BLKS	1 at CHI 6/17/25	4 vs. CHI 6/6/24
MINS	20 vs. CON 6/8/25	36 vs. CHI 6/6/24



#21 Emily Engstler

Forward • 6-1 • 1/5/00 • Louisville/USA

3 Years Pro

SEASON	GP	GS	PPG	RPG	APG	SPG	BPG	MPG	FG%	3FG%	FT%
2025-26	14	0	2.8	3.6	1.4	0.50	0.57	11.0	.441	.267	.500
	POINTS				REB	AST	BLK	STL			
	10+	20+	30+	10+	10+	3+	3+	DBL-DBL	TPL-DBL		
Career	12	1	--	3	--	6	3	2	--		

RECENT GAMES														
OPPONENT	W/L	MIN	FG-A	3P-A	FT-A	OR	DR	TR	A	PF	ST	TO	BS	PTS
6/24 vs. MIN	W	5:25	0-0	0-0	0-0	1	1	2	1	1	0	0	0	0
6/22 vs. DAL	W	6:18	0-1	0-1	0-0	0	1	1	0	0	0	1	2	0
6/20 at ATL	L	12:46	1-1	0-0	1-2	1	1	2	1	2	1	2	1	3
6/17 at CHI	W													
6/15 vs. ATL	L	16:54	1-3	0-1	0-0	2	3	5	2	0	1	0	0	2

- 2024 SEASON HIGHLIGHTS:**
- Saw action in 32 games (three starts) for Washington
 - Averaged a career-best 6.2 points per game
 - Averaged 4.0 rebounds and 1.5 assists per game
 - Attempted a career-best 1.8 three-pointers per game
 - Shot .494 from the field and .474 from three-point range
 - Ranked first in the WNBA in three-point percentage
 - Totaled 10+ points in eight games
 - Grabbed five-plus rebounds in 10 games
 - Totaled 111 rebounds off the bench, the fourth most among reserve players (min. 20 games)

- 2025 SEASON HIGHLIGHTS:**
- Recorded nine rebounds off the bench on 6/8 vs. CON

	2025-26 HIGHS	CAREER HIGHS
PTS	6 at PHO 5/25/25	23 vs. DAL 6/22/24
FGM	2 4 times (vs. NYL, 6/5/25)	8 at DAL 9/3/24
FGA	6 at PHO 5/25/25	14 at DAL 9/3/24
3FGM	1 4 times (vs. IND, 5/28/25)	3 4 times (vs. IND, 9/19/24)
3FGA	3 at PHO 5/25/25	6 at DAL 9/3/24
FTM	2 vs. NYL 5/30/25	6 vs. DAL 6/22/24
FTA	2 4 times (@ ATL, 6/20/25)	6 vs. DAL 6/22/24
OREB	3 2 times (@ IND, 6/3/25)	7 2 times (vs. LAS, 5/27/22)
DREB	7 vs. CON 6/8/25	7 3 times (vs. CON, 6/8/25)
TREB	9 vs. CON 6/8/25	13 at CHI 5/24/22
ASTS	4 vs. IND 5/28/25	5 vs. CON 6/22/23
STLS	1 7 times (@ ATL, 6/20/25)	3 3 times (@ PHO, 9/5/24)
BLKS	2 vs. DAL 6/22/25	4 2 times (vs. NYL, 9/17/24)
MINS	18 vs. CON 6/8/25	35 at CHI 5/24/22



#44 Kiki Iriafen

Forward • 6-3 • 26/8/03 • Southern California/USA

Rookie

SEASON	GP	GS	PPG	RPG	APG	SPG	BPG	MPG	FG%	3FG%	FT%		2025-26 HIGHS	CAREER HIGHS			
2025-26	15	15	13.3	8.8	1.5	0.67	0.13	27.1	.497	.000	.754	PTS	20 at IND 6/3/25	20 at IND 6/3/25			
	POINTS				REB	AST	BLK	STL				FGM	9 at IND 6/3/25	9 at IND 6/3/25			
	10+	20+	30+	10+	10+	3+	3+	DBL-DBL	TPL-DBL			FGA	14 2 times (vs. NYL, 5/30/25)	14 2 times (vs. NYL, 5/30/25)			
Career	12	1	--	5	--	--	1	5	--			3FGM	--	--			
RECENT GAMES														3FGA	2 vs. ATL 6/15/25	2 vs. ATL 6/15/25	
OPPONENT	W/L	MIN	FG-A	3P-A	FT-A	OR	DR	TR	A	PF	ST	TO	BS	PTS	FTM	6 vs. ATL 5/16/25	6 vs. ATL 5/16/25
6/24 vs. MIN	W	27:19	5-11	0-0	1-2	2	9	11	1	3	0	0	1	11	FTA	9 vs. DAL 6/22/25	9 vs. DAL 6/22/25
6/22 vs. DAL	W	37:21	7-12	0-0	5-9	3	4	7	6	5	5	2	0	19	OREB	6 vs. NYL 6/5/25	6 vs. NYL 6/5/25
6/20 at ATL	L	23:37	4-9	0-0	1-2	3	3	6	2	5	0	1	0	9	DREB	10 2 times (@ PHO, 5/25/25)	10 2 times (@ PHO, 5/25/25)
6/17 at CHI	W	26:55	3-8	0-0	2-4	3	3	6	1	4	1	4	0	8	TREB	14 at CON 5/18/25	14 at CON 5/18/25
6/15 vs. ATL	L	21:08	2-9	0-2	2-2	1	7	8	2	3	0	0	0	6	ASTS	6 vs. DAL 6/22/25	6 vs. DAL 6/22/25
2024 SEASON HIGHLIGHTS:														STLS	5 vs. DAL 6/22/25	5 vs. DAL 6/22/25	
<ul style="list-style-type: none">Was a unanimous selection to 2025 All-Big Ten First Team and an AP All-America Third Team pickAveraged 18 points per game, 8.4 rebounds per game and shot 49% from the floor to help USC win the Big Ten title and reach the Elite 8Totalled 12 double-doubles and ranked 15th in the nation in offensive rebounds per game (4.1)														BLKS	12 times (vs. MIN, 6/24/25)	12 times (vs. MIN, 6/24/25)	
														MINS	37 vs. DAL 6/22/25	37 vs. DAL 6/22/25	



#3 Sika Koné

Forward • 6-3 • 13/7/02 • SPAR Gran Canaria (Spain)/Mali

2 Years Pro

SEASON	GP	GS	PPG	RPG	APG	SPG	BPG	MPG	FG%	3FG%	FT%			
2025-26	7	0	1.9	2.4	0.6	0.00	0.00	8.1	.357	.000	1.000			
	POINTS				REB	AST	BLK	STL						
	10+	20+	30+	10+	10+	3+	3+		DBL-DBL	TPL-DBL				
Career	4	1	--	1	--	--	--	--	--	--				
RECENT GAMES														
OPPONENT	W/L	MIN	FG-A	3P-A	FT-A	OR	DR	TR	A	PF	ST	TO	BS	PTS
6/24 vs. MIN	W													
6/22 vs. DAL	W													
6/20 at ATL	L													
6/17 at CHI	W													
6/15 vs. ATL	L	3:57	0-1	0-0	0-0	0	1	1	0	0	0	0	0	0

- 2024 SEASON HIGHLIGHTS:**
- Appeared in 21 games off the bench for Minnesota and Washington
 - Was acquired by Washington on August 20 from Minnesota
 - Averaged 4.0 points and 2.0 rebounds...With Washington, averaged 8.6 points, 4.3 rebounds, 1.1 assists in 16.0 minutes per game
 - Shot .433 with Washington and .571 from three-point range
 - Scored in double figures in three gam es
 - Totaled a career-best 20 points on 7-10 shooting on Aug. 19 vs. Indiana

- 2025 SEASON HIGHLIGHTS:**
- Recorded four points and four assists on 6/8 vs. CON

	2025-26 HIGHS	CAREER HIGHS
PTS	4 2 times (vs. CON, 6/8/25)	20 vs. IND 9/19/24
FGM	2 at PHO 5/25/25	7 vs. IND 9/19/24
FGA	5 at GSV 5/21/25	12 at CHI 9/11/24
3FGM	--	2 2 times (@ PHO, 9/5/24)
3FGA	1 at GSV 5/21/25	3 at PHO 9/5/24
FTM	2 vs. CON 6/8/25	5 vs. IND 9/19/24
FTA	2 vs. CON 6/8/25	6 vs. IND 9/19/24
OREB	2 vs. CON 6/8/25	3 2 times (vs. SEA, 5/17/24)
DREB	4 at PHO 5/25/25	7 2 times (@ ATL, 9/13/24)
TREB	5 at PHO 5/25/25	10 vs. MIN 9/8/23
ASTS	2 at GSV 5/21/25	3 at CHI 9/11/24
STLS	--	2 vs. CON 8/31/24
BLKS	--	1 3 times (@ ATL, 9/13/24)
MINS	14 at GSV 5/21/25	24 vs. NYL 9/17/24



#5 Jade Melbourne

Guard • 5-10 • 18/8/02 • Cranberra Capitals/Australia

2 Years Pro

SEASON	GP	GS	PPG	RPG	APG	SPG	BPG	MPG	FG%	3FG%	FT%
2025-26	15	2	6.8	2.4	2.7	0.53	0.07	25.0	.400	.375	.469
	POINTS				REB	AST	BLK	STL			
	10+	20+	30+		10+	10+	3+	3+	DBL-DBL	TPL-DBL	
Career	11	1	--	--	--	--	--	2	--	--	--

RECENT GAMES														
OPPONENT	W/L	MIN	FG-A	3P-A	FT-A	OR	DR	TR	A	PF	ST	TO	BS	PTS
6/24 vs. MIN	W	36:03	2-7	1-5	0-0	1	2	3	5	3	0	5	0	5
6/22 vs. DAL	W	18:20	0-4	0-1	1-2	0	0	0	3	2	0	1	0	1
6/20 at ATL	L	26:17	1-4	0-1	1-2	1	1	2	5	5	0	1	0	3
6/17 at CHI	W	24:23	1-7	0-2	0-0	2	2	4	2	1	1	2	0	2
6/15 vs. ATL	L	22:36	3-5	2-3	0-1	0	0	0	1	0	0	2	0	8


2024 SEASON HIGHLIGHTS:

- Appeared in 37 games off the bench for the Mystics
- Averaged career-highs in points (5.4), assists (1.6), rebounds (1.5), minutes (14.2), field goals (1.9), field goal attempts (4.5), and free-throw attempts (1.3) per game
- Scored 10+ points in six games...Scored a career-best 21 points on 8-12 shooting on June 9 at NYL
- Led the Mystics bench in scoring in five games this season

2025 SEASON HIGHLIGHTS:

- 5/16 vs. Atlanta marked her second career game with at least 10 points and 5 rebounds
- Scored 15 points off the bench on 5/18, marking the first time in her career she has scored 10+ points in back-to-back games
- First career start on 5/23 vs. LVA...Has started two games this season
- Has scored 10+ points in four games
- Recorded 3+ assists in seven games

	2025-26 HIGHS	CAREER HIGHS
PTS	15 2 times (vs. NYL, 6/5/25)	21 at NYL 6/9/24
FGM	6 vs. NYL 6/5/25	8 at NYL 6/9/24
FGA	11 at LVA 5/23/25	12 at NYL 6/9/24
3FGM	3 at CON 5/18/25	3 2 times (@ CON, 5/18/25)
3FGA	5 3 times (vs. MIN, 6/24/25)	6 at NYL 6/9/24
FTM	4 at LVA 5/23/25	5 vs. DAL 6/22/24
FTA	6 2 times (@ LVA, 5/23/25)	6 3 times (@ LVA, 5/23/25)
OREB	2 at CHI 6/17/25	2 3 times (@ CHI, 6/17/25)
DREB	7 at GSV 5/21/25	7 at GSV 5/21/25
TREB	7 at GSV 5/21/25	7 at GSV 5/21/25
ASTS	7 at GSV 5/21/25	7 at GSV 5/21/25
STLS	2 vs. ATL 5/16/25	4 2 times (vs. IND, 9/19/24)
BLKS	1 at CON 5/18/25	17 times (@ CON, 5/18/25)
MINS	36 vs. MIN 6/24/25	36 vs. MIN 6/24/25



#33 Lucy Olsen

Guard • 5-10 • 26/5/03 • Iowa/USA

Rookie

SEASON	GP	GS	PPG	RPG	APG	SPG	BPG	MPG	FG%	3FG%	FT%			
2025-26	13	0	2.3	0.9	0.6	0.08	0.08	7.7	.407	.417	.750	PTS	6 vs. IND 5/28/25	6 vs. IND 5/28/25
	POINTS				REB	AST	BLK	STL						
	10+		20+	30+	10+	10+	3+	3+	DBL-DBL		TPL-DBL			
Career	--		--	--	--	--	--	--	--		--			
RECENT GAMES														
OPPONENT	W/L	MIN	FG-A	3P-A	FT-A	OR	DR	TR	A	PF	ST	TO	BS	PTS
6/24 vs. MIN	W	6:08	1-3	0-0	0-0	0	1	1	0	2	0	0	0	2
6/22 vs. DAL	W	1:28	0-0	0-0	0-0	0	0	0	0	2	0	0	0	0
6/20 at ATL	L													
6/17 at CHI	W	3:50	0-0	0-0	0-0	0	0	0	0	0	0	0	0	0
6/15 vs. ATL	L	4:38	1-2	0-1	0-0	0	1	1	0	0	0	1	0	2
2024 SEASON HIGHLIGHTS:														
• Transferred to Iowa for her senior season after three years at Villanova														
• 2024 and 2025 honorable mention All-American, 2022 BIG EAST All-Rookie Team selection, twotime														
All-BIG EAST selection, and 2025 All-Big Ten First-Team selection														
• Averaged 17.9 points, 3.6 rebounds, and 5.1 assists for the Hawkeyes during the 2024-25 season														
• Became just the third Hawkeye since 2009 to record more than 10 or more assists in a														
	2025-26 HIGHS												CAREER HIGHS	
FGM	2 2 times (vs. IND, 5/28/25)												2 2 times (vs. IND, 5/28/25)	
FGA	6 at LVA 5/23/25												6 at LVA 5/23/25	
3FGM	2 vs. IND 5/28/25												2 vs. IND 5/28/25	
3FGA	3 at GSV 5/21/25												3 at GSV 5/21/25	
FTM	2 vs. CON 6/8/25												2 vs. CON 6/8/25	
FTA	2 2 times (vs. CON, 6/8/25)												2 2 times (vs. CON, 6/8/25)	
OREB	12 times (vs. NYL, 5/30/25)												12 times (vs. NYL, 5/30/25)	
DREB	4 at LVA 5/23/25												4 at LVA 5/23/25	
TREB	5 at LVA 5/23/25												5 at LVA 5/23/25	
ASTS	3 vs. CON 6/8/25												3 vs. CON 6/8/25	
STLS	1 vs. NYL 5/30/25												1 vs. NYL 5/30/25	
BLKS	1 at GSV 5/21/25												1 at GSV 5/21/25	
MINS	16 at LVA 5/23/25												16 at LVA 5/23/25	



#1 Sug Sutton

Guard • 5-8 • 17/12/98 • Texas-Austin/USA

3 Years Pro

SEASON	GP	GS	PPG	RPG	APG	SPG	BPG	MPG	FG%	3FG%	FT%	2025-26 HIGHS		CAREER HIGHS
2025-26	15	15	6.3	1.7	2.8	1.13	0.20	23.4	.442	.389	.684	PTS	15 vs. DAL 6/22/25	21 vs. LVA 6/21/23
												FGM	5 2 times (vs. MIN, 6/24/25)	9 vs. LVA 6/21/23
												FGA	12 vs. MIN 6/24/25	18 vs. LVA 9/8/23
												3FGM	3 vs. DAL 6/22/25	4 at LVA 9/10/23
												3FGA	5 at LVA 5/23/25	7 at LVA 9/10/23
												FTM	4 vs. DAL 6/22/25	6 at DAL 6/9/23
												FTA	6 vs. DAL 6/22/25	6 3 times (vs. DAL, 6/22/25)
												OREB	1 3 times (vs. MIN, 6/24/25)	2 at CON 8/31/23
												DREB	5 at ATL 6/20/25	10 vs. LVA 9/8/23
												TREB	5 at ATL 6/20/25	11 vs. LVA 9/8/23
												ASTS	6 at CHI 6/17/25	11 vs. LVA 9/8/23
												STLS	4 vs. MIN 6/24/25	4 vs. MIN 6/24/25
												BLKS	1 3 times (vs. NYL, 6/5/25)	1 7 times (vs. NYL, 6/5/25)
												MINS	35 vs. MIN 6/24/25	39 vs. LVA 9/8/23
RECENT GAMES														
OPPONENT	W/L	MIN	FG-A	3P-A	FT-A	OR	DR	TR	A	PF	ST	TO	BS	PTS
6/24 vs. MIN	W	35:19	5-12	2-3	0-0	1	0	1	4	0	4	3	0	12
6/22 vs. DAL	W	31:59	4-4	3-3	4-6	0	4	4	3	1	2	2	0	15
6/20 at ATL	L	19:41	2-7	1-4	2-2	0	5	5	3	1	0	2	0	7
6/17 at CHI	W	19:40	2-3	2-3	1-2	0	0	0	6	1	2	0	0	7
6/15 vs. ATL	L	19:35	1-3	0-2	0-0	0	1	1	4	1	0	0	0	2

- 2024 SEASON HIGHLIGHTS:**
- Appeared in 29 games off the bench for Phoenix and Washington
 - Was acquired by Washington on August 20
 - Appeared in 22 games for the Mercury and In seven games for Washington, averaged 1.4 assists in 7.3 minutes per game
 - Scored in double figures twice
 - Scored a season-high 12 points on May 21, 2024
 - Totaled three-plus assists in eight games.

- 2025 SEASON HIGHLIGHTS:**
- On 5/30 vs. NYL, was a perfect from the field (2-2), three-point range (1-1), and free throw line (2-2)...Became the 11th player in Mystics history to shoot 100% from the field, three, and free-throw line in a game – and the first since Stefanie Dolson (Aug. 19, 2024)
 - Scored 10 points (4-7 FG) and dished four assists on 6/8 vs. CON
 - Recorded a season-high six assists on 6/17 at CHI
 - Totaled seven points, five rebounds, and three assists on 6/20 at ATL
 - On 6/22, scored a season-high 15 points on perfect shooting from the field (4-4 FG, 3-3 3PT) and 4-of-6 from the free-throw line
 - Surpassed 500 points for her career on 6/22 vs. DAL
 - Has scored 10+ points in five games
 - Recorded four steals on 6/24 vs. MIN



- On 5/16 vs. ATL, totaled 22 points and five assists...marked Sykes' ninth career game with 20+ points and 5+ assists...Her 22 points on 5/16 marked the most points she has scored in a season opener in her career
- Recorded 27 points on 5/18 at CON, marking the first time in her career she has posted 20+ points and 5+ assists in back-to-back games (5/16/25 and 5/18/25)
- Attempted 13 (5/16) and 12 (5/18) free throws during the first two games of the season - joining Chamique Holdsclaw (6/20/04–6/22/04) as the only players in Mystics history to attempt 12+ free throws in consecutive games
- Is the first player since Yolanda Griffith (6/10/99–6/12/99) to attempt at least 25 free throws in the first two games of a WNBA season
- Scored 20+ points in three consecutive games (5/16–5/21) and scored 30 points on 5/21, her fifth career 30+ point performance
- Has totaled nine 20+ point games and two 30+ point outings
- Her 55 made free throws through six games were the most in WNBA history over that span, breaking Cynthia Cooper's 1999 record of 50...Her 67 attempts were also the most by any player in league history through the first six game
- Reached 3,000-career points on 5/30 vs. NYL
- Attempted a career-best 15 free throw attempts on 6/8 vs. CON
- Has recorded 5+ assists in seven games
- Dished out 27 assists over her last five games (6/5–6/20), averaging 5.4 APG, tied for the second-best five-game stretch of her career (best: 5.6 APG, Aug. 4 -13, 2023).

Page 25



2025 REGULAR SEASON MYSTICS INDIVIDUAL SINGLE-GAME HIGHS				
Points	32	Brittney Sykes	at Sky	6/17
3-Pointers Made	4	Sonia Citron	at Aces	5/23
		Brittney Sykes	at Sky	6/17
		Sonia Citron	vs. Wings	6/22
Steals	5	Kiki Iriafen	vs. Wings	6/22
Rebounds	14	Kiki Iriafen	at Sun	5/18
Freethrows Made	14	Brittney Sykes	vs. Sun	6/8
Defensive Rating	99.8	Sika Koné	at Sun	5/18
Offensive Rating	99.8	Aaliyah Edwards	vs. Liberty	6/5

2025 REGULAR SEASON OPPONENTS INDIVIDUAL SINGLE-GAME HIGHS				
Points	32	Allisha Gray	vs. Dream	6/15
3-Pointers Made	6	Allisha Gray	vs. Dream	5/16
		Allisha Gray	vs. Dream	6/15
Steals	4	Temi Fágbenlé	at Valkyries	5/21
		Kathryn Westbeld	at Mercury	5/25
Rebounds	18	Jonquel Jones	vs. Liberty	5/30
Freethrows Made	10	Breanna Stewart	vs. Liberty	6/5
Defensive Rating	99.6	Chelsea Gray	at Aces	5/23
Offensive Rating	99.8	A'ja Wilson	at Aces	5/23



	WASHINGTON MYSTICS		OPPONENTS	
Points	32	Brittney Sykes at CHI 06/17/2025	32	Allisha Gray vs. ATL 06/15/2025
Points in a Quarter	17	Brittney Sykes (3rd) vs. CON 06/08/2025	14	Arike Ogunbowale (2nd) vs. DAL 06/22/2025
			14	Veronica Burton (4th) at GSV 05/21/2025
Points in a Half	20	Brittney Sykes (2nd) at CHI 06/17/2025	19	Allisha Gray (1st) vs. ATL 05/16/2025
Field Goals	13	Shakira Austin at ATL 06/20/2025	10	Allisha Gray vs. ATL 06/15/2025
	13	Brittney Sykes at CHI 06/17/2025		
Field Goal Attempts	24	Brittney Sykes at CHI 06/17/2025	21	Marina Mabrey at CON 05/18/2025
Field Goal Percentage	1.000	Sug Sutton (4-4) vs. DAL 06/22/2025	1.000	Aliyah Boston (5-5) at IND 06/03/2025
3-PT Field Goal	4	Sonia Citron vs. DAL 06/22/2025	6	Allisha Gray vs. ATL 06/15/2025
	4	Brittney Sykes at CHI 06/17/2025	6	Allisha Gray vs. ATL 05/16/2025
	4	Sonia Citron at LVA 05/23/2025		
3-PT FG Attempts	7	Sonia Citron vs. DAL 06/22/2025	12	Rhyne Howard vs. ATL 05/16/2025
	7	Sonia Citron at ATL 06/20/2025		
3-PT FG Percentage	1.000	Sug Sutton (3-3) vs. DAL 06/22/2025	1.000	Kennedy Burke (4-4) vs. NYL 06/05/2025
Free Throws	14	Brittney Sykes vs. CON 06/08/2025	10	Breanna Stewart vs. NYL 06/05/2025
Free Throw Attempts	15	Brittney Sykes vs. CON 06/08/2025	13	Breanna Stewart vs. NYL 06/05/2025
Free Throw Percentage	1.000	Kiki Iriafen (4-4) vs. NYL 05/30/2025	1.000	DeWanna Bonner (9-9) vs. IND 05/28/2025
Offensive Rebounds	6	Kiki Iriafen vs. NYL 06/05/2025	6	Jessica Shepard vs. MIN 06/24/2025
			6	Kamilla Cardoso at CHI 06/17/2025
			6	Brianna Jones vs. ATL 05/16/2025
Defensive Rebounds	10	Kiki Iriafen at PHO 05/25/2025	15	Jonquel Jones vs. NYL 05/30/2025
	10	Kiki Iriafen at CON 05/18/2025		
Total Rebounds	14	Kiki Iriafen at CON 05/18/2025	18	Jonquel Jones vs. NYL 05/30/2025
Assists	8	Brittney Sykes at ATL 06/20/2025	8	Marina Mabrey vs. CON 06/08/2025
	8	Stefanie Dolson at LVA 05/23/2025	8	Lindsay Allen at CON 05/18/2025
Steals	5	Kiki Iriafen vs. DAL 06/22/2025	4	Kathryn Westbeld at PHO 05/25/2025
			4	Temí Fagbénlé at GSV 05/21/2025
Blocks	4	Shakira Austin at CHI 06/17/2025	6	Alanna Smith vs. MIN 06/24/2025
Minutes	41:14	Sonia Citron vs. DAL 06/22/2025	41:10	Arike Ogunbowale vs. DAL 06/22/2025
Points in Paint	24	Shakira Austin at ATL 06/20/2025	16	Kamilla Cardoso at CHI 06/17/2025
Second Chance Points	9	Shakira Austin at ATL 06/20/2025	9	Allisha Gray vs. ATL 05/16/2025
Fast Break Points	13	Brittney Sykes at CHI 06/17/2025	7	Jacy Sheldon vs. CON 06/08/2025

MYSTICS HIGHS	MYSTICS LOWS	CATEGORY	OPPONENTS HIGHS	OPPONENTS LOWS
104 vs. CON 06/08/2025	56 vs. ATL 06/15/2025	Points	92 at ATL 06/20/2025	64 vs. MIN 06/24/2025
28 vs. CON 06/08/2025	11 at CHI 06/17/2025	Points/1st Qtr.	27 vs. NYL 05/30/2025	11 at GSV 05/21/2025
28 at CON 05/18/2025	7 at PHO 05/25/2025	Points/2nd Qtr.	32 vs. NYL 06/05/2025	15 (2) vs. MIN 06/24/2025
50 vs. CON 06/08/2025	22 at PHO 05/25/2025	Points/1st Half	49 vs. NYL 06/05/2025	31 at GSV 05/21/2025
30 vs. ATL 05/16/2025	10 vs. ATL 06/15/2025	Points/3rd Qtr.	31 at IND 06/03/2025	12 at CHI 06/17/2025
31 at ATL 06/20/2025	12 vs. ATL 06/15/2025	Points/4th Qtr.	29 at GSV 05/21/2025	9 vs. MIN 06/24/2025
54 vs. CON 06/08/2025	22 vs. ATL 06/15/2025	Points/2nd Half	47 at IND 06/03/2025	27 vs. MIN 06/24/2025
		Field Goals	31 (2) at ATL 06/20/2025	21 at PHO 05/25/2025
36 vs. CON 06/08/2025	18 vs. ATL 06/15/2025	Field Goal Attempts	74 vs. ATL 05/16/2025	58 vs. MIN 06/24/2025
74 vs. NYL 05/30/2025	54 at PHO 05/25/2025	Field Goal Percentage	.508 at IND 06/03/2025	.319 at GSV 05/21/2025
.571 vs. CON 06/08/2025	.284 vs. NYL 05/30/2025			
10 at LVA 05/23/2025	1 at IND 06/03/2025	3-PT Field Goal	18 vs. ATL 06/15/2025	3 (3) vs. MIN 06/24/2025
24 at PHO 05/25/2025	10 at IND 06/03/2025	3-PT FG Attempts	42 vs. ATL 06/15/2025	10 at CHI 06/17/2025
.500 (2) at LVA 05/23/2025	.100 at IND 06/03/2025	3-PT FG Percentage	.429 vs. ATL 06/15/2025	.167 vs. MIN 06/24/2025
		Free Throws	26 vs. DAL 06/22/2025	8 vs. CON 06/08/2025
28 vs. DAL 06/22/2025	9 vs. MIN 06/24/2025	Free Throw Attempts	32 vs. DAL 06/22/2025	9 vs. CON 06/08/2025
41 vs. DAL 06/22/2025	12 vs. MIN 06/24/2025	Free Throw Percentage	.950 at LVA 05/23/2025	.609 at IND 06/03/2025
.944 vs. NYL 05/30/2025	.625 vs. NYL 06/05/2025			
14 vs. MIN 06/24/2025	5 vs. ATL 05/16/2025	Offensive Rebounds	15 vs. ATL 05/16/2025	1 at IND 06/03/2025
36 at GSV 05/21/2025	20 at CHI 06/17/2025	Defensive Rebounds	37 vs. NYL 05/30/2025	16 vs. CON 06/08/2025
43 at GSV 05/21/2025	26 vs. ATL 05/16/2025	Total Rebounds	46 vs. NYL 05/30/2025	19 at IND 06/03/2025
		Assists	24 (2) vs. ATL 06/15/2025	15 (6) vs. MIN 06/24/2025
25 at ATL 06/20/2025	12 (2) vs. ATL 06/15/2025	Steals	15 at PHO 05/25/2025	4 vs. ATL 05/16/2025
14 at CHI 06/17/2025	2 at LVA 05/23/2025	Team Fouls	15 (15) vs. DAL 06/22/2025	15 (15) vs. DAL 06/22/2025
16 (15) at ATL 06/20/2025	16 (15) at ATL 06/20/2025	Personal Fouls	33 vs. DAL 06/22/2025	15 vs. NYL 05/30/2025
32 at CON 05/18/2025	14 (2) vs. ATL 06/15/2025	Turnovers	22 at CHI 06/17/2025	6 vs. ATL 06/15/2025
27 at PHO 05/25/2025	7 vs. ATL 05/16/2025	Blocks	8 (2) vs. MIN 06/24/2025	1 at PHO 05/25/2025
5 (3) at CHI 06/17/2025	0 vs. CON 06/08/2025			
56 vs. CON 06/08/2025	22 at PHO 05/25/2025	Points in Paint	50 at CHI 06/17/2025	18 at PHO 05/25/2025
19 at ATL 06/20/2025	3 (2) at CHI 06/17/2025	Second Chance Points	23 vs. ATL 05/16/2025	5 at PHO 05/25/2025
23 at CON 05/18/2025	0 (2) vs. NYL 06/05/2025	Fast Break Points	17 vs. CON 06/08/2025	0 vs. IND 05/28/2025
38 vs. CON 06/08/2025	2 vs. NYL 05/30/2025	Biggest Lead	35 vs. ATL 06/15/2025	0 vs. CON 06/08/2025
43 vs. CON 06/08/2025	1 vs. DAL 06/22/2025	Bench Points	32 vs. ATL 06/15/2025	9 at LVA 05/23/2025
40 at CHI 06/17/2025	3 vs. ATL 06/15/2025	Points Off Turnovers	23 vs. DAL 06/22/2025	3 at CHI 06/17/2025



BY MYSTICS	AN INDIVIDUAL...	BY OPPONENT
32 PTS, Brittney Sykes: (WAS W, 79-72) @ Chicago, 06/17/25	Scored 30+ points	32 PTS, Allisha Gray: (WAS L, 56-89) vs. Atlanta, 06/15/25
* Never Has Happened *	Scored 40+ points	40 PTS, A'ja Wilson: (WAS L, 89-113) @ Las Vegas, 08/11/23
15 REB, Elizabeth Williams: (WAS W, 87-75) @ Indiana, 05/31/22	Had 15+ Rebounds	15 REB, Jessica Shepard: (WAS W, 68-64) vs. Minnesota, 06/24/25
20 REB, Krystal Thomas: (WAS L, 74-76) @ Las Vegas, 08/04/17	Had 20+ Rebounds	22 REB, Jonquel Jones: (WAS L, 76-86) vs. Connecticut, 08/29/17
* Never Has Happened *	Had 10+ Offensive Rebounds	10 OREB, Sylvia Fowles: (WAS L, 85-89) @ Chicago, 07/10/13
15 AST, Natasha Cloud: (WAS L, 75-80) vs. Atlanta, 09/08/23	Had 15+ assists	15 AST, Courtney Vandersloot: (WAS W, 89-85 (OT)) @ Chicago, 07/10/21
5 BLK, Shakira Austin: (WAS L, 80-85) vs. New York, 05/14/24	Had 5+ Blocks	6 BLK, Alanna Smith: (WAS W, 68-64) vs. Minnesota, 06/24/25
5 STL, Kiki Iriafen: (WAS W, 91-88 (OT)) vs. Dallas, 06/22/25	Had 5+ Steals	5 STL, Caitlin Clark: (WAS W, 89-84) @ Indiana, 07/10/24
13 FGM, Shakira Austin: (WAS L, 91-92) @ Atlanta, 06/20/25	Made 10+ Field Goals	10 FGM, Allisha Gray: (WAS L, 56-89) vs. Atlanta, 06/15/25
* Never Has Happened *	Made 15+ Field Goals	17 FGM, A'ja Wilson: (WAS L, 89-113) @ Las Vegas, 08/11/23
* Never Has Happened *	Made 20+ Field Goals	* Never Has Happened *
7 3FGM, Kristi Toliver: (WAS W, 100-96) vs. Atlanta, 07/19/17	Made 7+ 3-Pointers	7 3FGM, Caitlin Clark: (WAS L, 83-85) vs. Indiana, 06/07/24
10 3FGM, Ariel Atkins: (WAS L, 73-76 (OT)) vs. Atlanta, 09/15/24	10+ 3-Pointer Attempts	11 3FGM, Rhyne Howard: (WAS L, 56-89) vs. Atlanta, 06/15/25
16 FTM, Monique Currie: (WAS W, 82-77) vs. Dallas, 07/25/14	Made 15+ Free Throws	15 FTM, Katie Douglas: (WAS L, 81-85) @ Indiana, 07/28/09
5 TO, Jade Melbourne: (WAS W, 68-64) vs. Minnesota, 06/24/25	5+ Turnovers	10 TO, Courtney Williams: (WAS W, 68-64) vs. Minnesota, 06/24/25
11 FD, Brittney Sykes: (WAS W, 90-85) @ Connecticut, 05/18/25	10+ Fouls Drawn	10 FD, Breanna Stewart: (WAS L, 78-86) vs. New York, 06/05/25
10 FGM/10 FGM, Ariel Atkins/Theresa Plaisance: (WAS W, 96-93) vs. Atlanta, 06/17/21	Two Players with 10+ Field Goals Made	12 FGM/10 FGM, Jonquel Jones/Brionna Jones: (WAS L, 75-85) vs. Connecticut, 08/31/21
5 3FGM/5 3FGM, Leilani Mitchell/Tina Charles: (WAS W, 87-83) @ Seattle, 06/22/21	Two Players with 5+ 3-Pointers Made	5 3FGM/5 3FGM, Riquna Williams/Nneka Ogumike: (WAS L, 81-98) @ Los Angeles, 07/07/19
* Never Has Happened *	Had a triple-double	14 PTS, 11 REB, 10 AST, Satou Sabally: (WAS L, 62-90) @ Dallas, 07/28/23



22 PTS, 24 REB, Chamique Holdsclaw: (WAS W, 74-70) @ Charlotte, 05/23/03	Had a 20/20 game	* Never Has Happened *
3rd period, Karlie Samuelson: (WAS L, 71-87) vs. New York, 09/17/24	Had a four-point play	4th period, Kayla Thornton: (WAS L, 74-76) @ Golden State, 05/21/25
A TEAM...		
* Never Has Happened *	Shot .600+ from the field	.617 (37-60), (WAS L, 69-101) @ Seattle, 05/25/24
37 PTS, (WAS W, 104-67) vs. Connecticut, 06/08/25	Won by 20+ points	33 PTS, (WAS L, 56-89) vs. Atlanta, 06/15/25
37 PTS, (WAS W, 104-67) vs. Connecticut, 06/08/25	Won by 30+ points	33 PTS, (WAS L, 56-89) vs. Atlanta, 06/15/25
43 PTS, (WAS W, 102-59) vs. Connecticut, 06/29/19	Won by 40+ points	* Never Has Happened *
* Never Has Happened *	Won by 50+ points	* Never Has Happened *
71 REB, (WAS W, 85-80) vs. Phoenix, 08/06/17	Had 60+ rebounds	65 REB, (WAS L, 72-89) @ Dallas, 07/02/23
* Never Has Happened *	Had 35+ assists	* Never Has Happened *
30 AST, (WAS W, 101-72) vs. New York, 08/25/19	Had 30+ assists	31 AST, (WAS L, 77-98) @ Las Vegas, 07/04/24
* Never Has Happened *	Made 50+ field goals	* Never Has Happened *
* Never Has Happened *	Made 35+ free throws	* Never Has Happened *
1st OT, (WAS W, 91-88 (OT)) vs. Dallas, 06/22/25	Overtime Win	1st OT, (WAS L, 73-76 (OT)) vs. Atlanta, 09/15/24
* Never Has Happened *	Double-Overtime Win	* Never Has Happened *
THE MYSTICS (SINGLE-SEASON)...		
8/25/2019 — 9/19/2019 (8)	Won 5 straight	--
* Never Has Happened *	Won 10 straight	--
6/16/2023 — 7/11/2023 (5)	Won 5 straight at home	--
7/21/2019 — 9/19/2019 (12)	Won 10 straight at home	--
* Never Has Happened *	Won 15 straight at home	--
8/26/2024 — 9/13/2024 (6)	Won 5 straight on road	--
* Never Has Happened *	Won 10 straight on road	--
* Never Has Happened *	Won 15 straight on road	--
7/14/2024 — 8/20/2024 (5)	Lost 5 straight	--
5/4/2024 — 6/9/2024 (14)	Lost 10 straight	--
6/27/2024 — 8/20/2024 (6)	Lost 5 straight at home	--
5/4/2024 — 6/9/2024 (8)	Lost 5 straight on road	--



DATE	OPPONENT	FORWARD	FORWARD	CENTER	GUARD	GUARD	SCORE	W/L
May 16, 2025	vs. Atlanta	#22 Sonia Citron	#44 Kiki Iriafen	#31 Stefanie Dolson	#1 Sug Sutton	#20 Brittney Sykes	94-90	W
May 18, 2025	@ Connecticut	#22 Sonia Citron	#44 Kiki Iriafen	#31 Stefanie Dolson	#1 Sug Sutton	#20 Brittney Sykes	90-85	W
May 21, 2025	@ Golden State	#22 Sonia Citron	#44 Kiki Iriafen	#31 Stefanie Dolson	#1 Sug Sutton	#20 Brittney Sykes	76-74	L
May 23, 2025	@ Las Vegas	#5 Jade Melbourne	#44 Kiki Iriafen	#31 Stefanie Dolson	#1 Sug Sutton	#22 Sonia Citron	75-72	L
May 25, 2025	@ Phoenix	#22 Sonia Citron	#44 Kiki Iriafen	#31 Stefanie Dolson	#1 Sug Sutton	#20 Brittney Sykes	68-62	L
May 28, 2025	vs. Indiana	#22 Sonia Citron	#44 Kiki Iriafen	#31 Stefanie Dolson	#1 Sug Sutton	#20 Brittney Sykes	83-77	W
May 30, 2025	vs. New York	#22 Sonia Citron	#44 Kiki Iriafen	#31 Stefanie Dolson	#1 Sug Sutton	#20 Brittney Sykes	85-63	L
Jun 3, 2025	@ Indiana	#22 Sonia Citron	#44 Kiki Iriafen	#31 Stefanie Dolson	#20 Brittney Sykes	#1 Sug Sutton	85-76	L
Jun 5, 2025	vs. New York	#22 Sonia Citron	#44 Kiki Iriafen	#31 Stefanie Dolson	#1 Sug Sutton	#20 Brittney Sykes	86-78	L
Jun 8, 2025	vs. Connecticut	#22 Sonia Citron	#44 Kiki Iriafen	#31 Stefanie Dolson	#1 Sug Sutton	#20 Brittney Sykes	104-67	W
Jun 15, 2025	vs. Atlanta	#22 Sonia Citron	#44 Kiki Iriafen	#31 Stefanie Dolson	#1 Sug Sutton	#20 Brittney Sykes	89-56	L
Jun 17, 2025	@ Chicago	#22 Sonia Citron	#44 Kiki Iriafen	#0 Shakira Austin	#1 Sug Sutton	#20 Brittney Sykes	79-72	W
Jun 20, 2025	@ Atlanta	#22 Sonia Citron	#44 Kiki Iriafen	#0 Shakira Austin	#1 Sug Sutton	#20 Brittney Sykes	92-91	L
Jun 22, 2025	vs. Dallas	#22 Sonia Citron	#44 Kiki Iriafen	#0 Shakira Austin	#1 Sug Sutton	#20 Brittney Sykes	91-88	W
Jun 24, 2025	vs. Minnesota	#22 Sonia Citron	#44 Kiki Iriafen	#0 Shakira Austin	#1 Sug Sutton	#5 Jade Melbourne	68-64	W
Jun 26, 2025	at Las Vegas	--	--	--	--	--	--	--
Jun 28, 2025	at Dallas	--	--	--	--	--	--	--
Jul 3, 2025	at Minnesota	--	--	--	--	--	--	--
Jul 8, 2025	Chicago	--	--	--	--	--	--	--
Jul 10, 2025	Las Vegas	--	--	--	--	--	--	--
Jul 13, 2025	at Seattle	--	--	--	--	--	--	--
Jul 15, 2025	at Los Angeles	--	--	--	--	--	--	--
Jul 22, 2025	Los Angeles	--	--	--	--	--	--	--
Jul 26, 2025	Seattle	--	--	--	--	--	--	--
Jul 27, 2025	Phoenix	--	--	--	--	--	--	--
Jul 29, 2025	Chicago	--	--	--	--	--	--	--
Jul 31, 2025	Golden State	--	--	--	--	--	--	--
Aug 3, 2025	at Atlanta	--	--	--	--	--	--	--
Aug 5, 2025	at Chicago	--	--	--	--	--	--	--
Aug 8, 2025	at Minnesota	--	--	--	--	--	--	--
Aug 10, 2025	at Dallas	--	--	--	--	--	--	--
Aug 13, 2025	Golden State	--	--	--	--	--	--	--
Aug 15, 2025	at Indiana	--	--	--	--	--	--	--
Aug 17, 2025	Los Angeles	--	--	--	--	--	--	--
Aug 19, 2025	Connecticut	--	--	--	--	--	--	--
Aug 21, 2025	at Connecticut	--	--	--	--	--	--	--
Aug 23, 2025	Las Vegas	--	--	--	--	--	--	--
Aug 24, 2025	Seattle	--	--	--	--	--	--	--
Aug 28, 2025	at New York	--	--	--	--	--	--	--
Aug 30, 2025	at Golden State	--	--	--	--	--	--	--
Aug 31, 2025	at Los Angeles	--	--	--	--	--	--	--
Sep 4, 2025	Phoenix	--	--	--	--	--	--	--
Sep 7, 2025	Indiana	--	--	--	--	--	--	--
Sep 9, 2025	at New York	--	--	--	--	--	--	--





TEAM TREND	TTL	LAST GAME	TEAM TREND	TTL	LAST GAME
<4 Mystics w/ 10+ pts	2-6	vs. MIN 6/24/25	Mystics shoot 50.0% or better	3-2	@ ATL 6/20/25
4+ Mystics w/ 10+ pts	5-2	vs. DAL 6/22/25	Opp shoots 50.0% or better	0-1	@ IND 6/3/25
5+ Mystics w/ 10+ pts	2-0	vs. CON 6/8/25	Mystics shoot 45.0% or better	5-2	vs. DAL 6/22/25
6+ Mystics w/ 10+ pts	1-0	vs. CON 6/8/25	Mystics shoot 44.0% or below	2-6	vs. MIN 6/24/25
7+ Mystics w/ 10+ pts	0-0		Mystics shoot 40.0% or below	1-5	vs. MIN 6/24/25
8+ Mystics w/ 10+ pts	0-0		Opp shoots 45.0% or better	1-2	@ ATL 6/20/25
Mystics no 20+ pt scorer	1-4	vs. MIN 6/24/25	Opp shoots 40.0% or below	4-3	vs. MIN 6/24/25
Opp no 20+ pt scorer	2-2	@ ATL 6/20/25	Mystics w/10+ 3-pointers made	0-1	@ LVA 5/23/25
2+ Mystics w/20+ pt scorer	1-2	vs. DAL 6/22/25	Opp w/10+ 3-pointers made	1-5	vs. ATL 6/15/25
2+ Opp w/20+ pt scorer	1-0	vs. DAL 6/22/25	Mystics w/15+ 3-pointers made	0-0	
3+ Mystics w/20+ pt scorer	0-0		Opp w/15+ 3-pointers made	0-1	vs. ATL 6/15/25
3+ Opp w/20+ pt scorer	0-0		Mystics 3FG% 40.0% or better	3-1	vs. DAL 6/22/25
Mystics w/30+ pt scorer	1-1	@ CHI 6/17/25	Opp 3FG% 40.0% or better	0-1	vs. ATL 6/15/25
Opp w/30+ pt scorer	0-1	vs. ATL 6/15/25	Mystics FT% 80.0 or better	0-3	vs. NYL 5/30/25
All 5 Starters w/10+ pts	0-0		Opp FT% 80.0 or better	4-5	vs. DAL 6/22/25
Opp 5 Starters w/10+ pts	0-1	@ ATL 6/20/25	Mystics FT% below 70.0	2-2	vs. DAL 6/22/25
2+ reserves w/10+ pts	1-0	vs. CON 6/8/25	Opp FT% below 70.0	3-2	vs. MIN 6/24/25
Opp 2+ reserves w/10+ pts	0-1	vs. ATL 6/15/25	Mystics FTM >= Opp FTA	2-1	@ CHI 6/17/25
3+ reserves w/10+ pts	0-0		Opp FTM >= Mystics FTA	1-3	vs. MIN 6/24/25
Opp 3+ reserves w/10+ pts	0-0		Mystics FG% >= Opp FG%	5-5	vs. DAL 6/22/25
Mystics <20 pts. in 1st qtr	4-6	vs. DAL 6/22/25	Opp FG% >= Mystics FG%	1-2	@ CHI 6/17/25
Opp <20 pts. in 1st qtr	1-6	vs. DAL 6/22/25	Mystics w/30+ FTA	3-0	vs. DAL 6/22/25
Mystics w/30+ pts in 1st qtr	0-0		Opp w/30+ FTA	1-1	vs. DAL 6/22/25
Opp w/30+ pts in 1st qtr	0-0		Mystics w/20+ asts	4-2	vs. DAL 6/22/25
Mystics under 50 pts 1st half	6-8	vs. MIN 6/24/25	Opp w/20+ asts	2-4	@ ATL 6/20/25
Opp under 50 pts 1st half	7-8	vs. MIN 6/24/25	Mystics w/25+ asts	0-1	@ ATL 6/20/25
Mystics 50+ pts 1st half	1-0	vs. CON 6/8/25	Opp w/25+ asts	0-0	
Opp 50+ pts 1st half	0-0		Mystics w/30+ asts	0-0	
Mystics 60+ pts in 1st half	0-0		Opp w/30+ asts	0-0	
Opp 60+ pts in 1st half	0-0		Mystics asts >= Opp asts	4-5	vs. MIN 6/24/25
Mystics lead by 10+ pts	3-1	vs. DAL 6/22/25	Opp asts >= Mystics asts	1-3	vs. ATL 6/15/25
Opp leads by 10+ pts	5-6	vs. MIN 6/24/25	Mystics w/12 or fewer TOs	1-1	vs. NYL 5/30/25
Games decided by 10+ points	1-2	vs. ATL 6/15/25	Opp w/12 or fewer TOs	1-6	@ ATL 6/20/25
Games decided by 4-9 points	5-3	vs. MIN 6/24/25	Mystics w/20+ TOs	0-1	@ PHO 5/25/25
Games decided by 3 or less points	1-3	vs. DAL 6/22/25	Opp w/20+ TOs	1-0	@ CHI 6/17/25
Both teams score 100+ pts	0-0		Mystics TO >= Opp TO	2-7	@ ATL 6/20/25
Both teams under 100 pts	6-8	vs. MIN 6/24/25	Opp TO >= Mystics TO	5-1	vs. MIN 6/24/25
Mystics score under 100 pts	6-8	vs. MIN 6/24/25	Mystics w/50+ REB	1-2	vs. CON 6/8/25
Opp scores under 100 pts	7-8	vs. MIN 6/24/25	Opp w/50+ REB	2-2	vs. DAL 6/22/25
Mystics score 100+ pts	1-0	vs. CON 6/8/25	Mystics REB >= Opp REB	3-6	@ ATL 6/20/25
Opp scores 100+ pts	0-0		Opp REB >= Mystics REB	4-1	vs. MIN 6/24/25
Mystics score 110+ pts	0-0		Mystics w/10+ more REB than Opp	1-2	vs. CON 6/8/25
Opp scores 110+ pts	0-0		Opp w/10+ more REB than WAS	1-0	vs. ATL 5/16/25
Mystics tied or lead after the 3rd qtr	4-1	@ CHI 6/17/25	Mystics w/10+ stls	3-0	vs. MIN 6/24/25
Mystics tied or lead at halftime	3-1	vs. MIN 6/24/25	Opp w/10+ stls	1-3	@ CHI 6/17/25
Mystics tied or lead after 1st qtr	2-4	vs. DAL 6/22/25	2+ Mystics w/double-double	0-0	
Mystics trailing after the 3rd qtr	3-7	vs. MIN 6/24/25	2+ Opp w/double-double	1-0	@ CHI 6/17/25
Mystics trailing at halftime	4-7	vs. DAL 6/22/25	3+ Mystics w/double-double	0-0	
Mystics trailing after 1st qtr	5-4	vs. MIN 6/24/25	3+ Opp w/double-double	0-0	
1st game Back-to-Back	0-0		Mystics PITP >= Opp PITP	6-6	vs. MIN 6/24/25
2nd game Back-to-Back	0-0		Opp PITP >= Mystics PITP	1-1	@ CHI 6/17/25
1st game after a win	2-4	vs. MIN 6/24/25	Mystics 2CP >= Opp 2CP	3-5	vs. MIN 6/24/25
1st game after a loss	4-4	vs. DAL 6/22/25	Opp 2CP >= Mystics 2CP	4-3	vs. DAL 6/22/25
On Monday	0-0		Mystics FB Pts >= Opp FB Pts	6-3	vs. DAL 6/22/25
On Tuesday	2-1	vs. MIN 6/24/25	Opp FB Pts >= Mystics FB Pts	1-5	vs. MIN 6/24/25
On Wednesday	1-1	vs. IND 5/28/25	+3 Blocks	5-4	vs. DAL 6/22/25
On Thursday	0-1	vs. NYL 6/5/25	+5 Blocks	2-1	@ CHI 6/17/25
On Friday	1-3	@ ATL 6/20/25			
On Saturday	0-0				
On Sunday	3-2	vs. DAL 6/22/25			
May	3-4	vs. NYL 5/30/25			
June	4-4	vs. MIN 6/24/25			



MYSTICS RECORD WHEN...	OVERALL	HOME	ROAD	NUMBER OF TIMES RECORDING									
				POINTS		REB AST BLK STL							
				10+	20+	30+	10+	10+	3+	3+	DD	TD	
Outrebounding opponent	3-6	2-1	1-5										
Outrebounded by opponent	4-1	3-1	1-0										
Tied in Rebounding	0-1	0-1	0-0										
Shooting better than opponent	5-6	4-1	1-5										
Shooting worse than opponent	2-2	1-2	1-0										
Shooting same than opponent	0-0	0-0	0-0										
More FTM than opponent	4-3	3-1	1-2										
Less FTM than opponent	3-4	2-1	1-3										
Same FTM than opponent	0-1	0-1	0-0										
More 3FGM than opponent	3-1	1-0	2-1										
Less 3FGM than opponent	4-6	4-3	0-3										
Same 3FGM than opponent	0-1	0-0	0-1										
More assists than opponent	4-5	4-1	0-4										
Less assists than opponent	1-3	1-2	0-1										
Same assists than opponent	2-0	0-0	2-0										
More turnovers than opponent	2-7	1-2	1-5										
Less turnovers than opponent	5-1	4-1	1-0										
Same turnovers than opponent	0-0	0-0	0-0										
Bench outscores opponent bench	4-2	3-0	1-2										
Opponent bench outscores WAS	2-5	1-2	1-3										
Bench scoring equal	1-1	1-1	0-0										
Scoring less than 80 points	2-7	1-3	1-4										
Scoring between 80-89 points	1-0	1-0	0-0										
Scoring between 90-99 points	3-1	2-0	1-1										
Scoring between 100-109	1-0	1-0	0-0										
Scoring 110 or more points	0-0	0-0	0-0										
Opponent scores less than 80	4-3	3-0	1-3										
Opponent scores between 80-89	2-4	1-3	1-1										
Opponent scores between 90-99	1-1	1-0	0-1										
Opponent scores between 100-109	0-0	0-0	0-0										
Opponent scores 110 or more	0-0	0-0	0-0										

STARTING LINEUPS							
LAST USED	GAME	FORWARD	FORWARD CENTER	GUARD	GUARD	RECORD	
5/23	at Aces	Jade Melbourne	Kiki Iriafen	Stefanie Dolson	Sonia Citron	Sug Sutton	0-1
6/15	vs. Dream	Sonia Citron	Kiki Iriafen	Stefanie Dolson	Brittney Sykes	Sug Sutton	4-6
6/22	vs. Wings	Sonia Citron	Kiki Iriafen	Shakira Austin	Brittney Sykes	Sug Sutton	2-1
6/24	vs. Lynx	Sonia Citron	Kiki Iriafen	Shakira Austin	Jade Melbourne	Sug Sutton	1-0





GAMES MISSED DUE TO INJURIES/SUSPENSIONS			
NAME	INJURY/ILLNESS	DATES OUT	GAMES MISSED
Georgia Amoore	ACL Injury	5/16; 5/21; 5/30; 6/15 through 6/17/25; 6/22 through 6/24/25	7
	ACL	5/18; 5/23 through 5/25/25; 6/5 through 6/8/25; 6/20	6
	R. ACL	5/28	1
Shakira Austin	Right Leg	5/16	1
	Concussion Protocol	5/23	1
Aaliyah Edwards	Low Back Contusion	5/16	1
	Back	5/18	1
	Lower Back Contusion	5/21 through 5/23/25	2
Brittney Sykes	Right Lower Leg	5/23; 6/24	2
TOTAL GAMES MISSED			22





			MYSTICS										OPPONENTS									
DATE	OPPONENT	W/L	BENCH PTS	AVG	INTHE PAINT	AVG	SECOND CHANCE	AVG	FAST BREAK	AVG	POINTS OFFTO	AVG	BENCH PTS	AVG	INTHE PAINT	AVG	SECOND CHANCE	AVG	FAST BREAK	AVG	POINTS OFFTO	AVG
5/16	Atlanta	W	20	20.0	36	36.0	8	8.0	8	8.0	20	20.0	13	13.0	34	34.0	23	23.0	5	5.0	4	4.0
5/18	at Connecticut	W	22	21.0	46	41.0	7	7.5	23	15.5	21	20.5	16	14.5	44	39.0	9	16.0	4	4.5	20	12.0
5/21	at Golden State	L	20	20.7	32	38.0	14	9.7	9	13.3	7	16.0	18	15.7	28	35.3	9	13.7	10	6.3	17	13.7
5/23	at Las Vegas	L	4	16.5	24	34.5	6	8.8	0	10.0	8	14.0	9	14.0	24	32.5	14	13.8	10	7.3	17	14.5
5/25	at Phoenix	L	25	18.2	22	32.0	18	10.6	7	9.4	10	13.2	21	15.4	18	29.6	5	12.0	8	7.4	14	14.4
5/28	Indiana	W	29	20.0	48	34.7	17	11.7	11	9.7	10	12.7	29	17.7	32	30.0	11	11.8	0	6.2	14	14.3
5/30	New York	L	12	18.9	26	33.4	8	11.1	16	10.6	12	12.6	21	18.1	32	30.3	10	11.6	10	6.7	15	14.4
6/3	at Indiana	L	21	19.1	48	35.3	9	10.9	2	9.5	16	13.0	24	18.9	34	30.8	7	11.0	5	6.5	19	15.0
6/5	New York	L	31	20.4	46	36.4	12	11.0	0	8.4	9	12.6	31	20.2	24	30.0	8	10.7	9	6.8	14	14.9
6/8	Connecticut	W	43	22.7	56	38.4	12	11.1	21	9.7	18	13.1	27	20.9	24	29.4	9	10.5	17	7.8	18	15.2
6/15	Atlanta	L	26	23.0	26	37.3	3	10.4	12	9.9	3	12.2	32	21.9	22	28.7	6	10.1	9	7.9	13	15.0
6/17	at Chicago	W	10	21.9	34	37.0	3	9.8	20	10.8	40	14.5	17	21.5	50	30.5	8	9.9	8	7.9	3	14.0
6/20	at Atlanta	L	9	20.9	52	38.2	19	10.5	13	10.9	15	14.5	26	21.8	40	31.2	9	9.8	10	8.1	15	14.1
6/22	Dallas	W	1	19.5	36	38.0	11	10.5	14	11.1	22	15.1	23	21.9	22	30.6	15	10.2	7	8.0	23	14.7
6/24	Minnesota	W	12	19.0	34	37.7	11	10.5	6	10.8	26	15.8	10	21.1	32	30.7	10	10.2	11	8.2	16	14.8
6/26	at Las Vegas	--	--	--	--	--	--	--	--	--	--	--	--	--	--	--	--	--	--	--	--	--
6/28	at Dallas	--	--	--	--	--	--	--	--	--	--	--	--	--	--	--	--	--	--	--	--	--
7/3	at Minnesota	--	--	--	--	--	--	--	--	--	--	--	--	--	--	--	--	--	--	--	--	--
7/8	Chicago	--	--	--	--	--	--	--	--	--	--	--	--	--	--	--	--	--	--	--	--	--
7/10	Las Vegas	--	--	--	--	--	--	--	--	--	--	--	--	--	--	--	--	--	--	--	--	--
7/13	at Seattle	--	--	--	--	--	--	--	--	--	--	--	--	--	--	--	--	--	--	--	--	--
7/15	at Los Angeles	--	--	--	--	--	--	--	--	--	--	--	--	--	--	--	--	--	--	--	--	--
7/22	Los Angeles	--	--	--	--	--	--	--	--	--	--	--	--	--	--	--	--	--	--	--	--	--
7/26	Seattle	--	--	--	--	--	--	--	--	--	--	--	--	--	--	--	--	--	--	--	--	--
7/27	Phoenix	--	--	--	--	--	--	--	--	--	--	--	--	--	--	--	--	--	--	--	--	--
7/29	Chicago	--	--	--	--	--	--	--	--	--	--	--	--	--	--	--	--	--	--	--	--	--
7/31	Golden State	--	--	--	--	--	--	--	--	--	--	--	--	--	--	--	--	--	--	--	--	--
8/3	at Atlanta	--	--	--	--	--	--	--	--	--	--	--	--	--	--	--	--	--	--	--	--	--
8/5	at Chicago	--	--	--	--	--	--	--	--	--	--	--	--	--	--	--	--	--	--	--	--	--
8/8	at Minnesota	--	--	--	--	--	--	--	--	--	--	--	--	--	--	--	--	--	--	--	--	--
8/10	at Dallas	--	--	--	--	--	--	--	--	--	--	--	--	--	--	--	--	--	--	--	--	--
8/13	Golden State	--	--	--	--	--	--	--	--	--	--	--	--	--	--	--	--	--	--	--	--	--
8/15	at Indiana	--	--	--	--	--	--	--	--	--	--	--	--	--	--	--	--	--	--	--	--	--
8/17	Los Angeles	--	--	--	--	--	--	--	--	--	--	--	--	--	--	--	--	--	--	--	--	--
8/19	Connecticut	--	--	--	--	--	--	--	--	--	--	--	--	--	--	--	--	--	--	--	--	--
8/21	at Connecticut	--	--	--	--	--	--	--	--	--	--	--	--	--	--	--	--	--	--	--	--	--
8/23	Las Vegas	--	--	--	--	--	--	--	--	--	--	--	--	--	--	--	--	--	--	--	--	--
8/24	Seattle	--	--	--	--	--	--	--	--	--	--	--	--	--	--	--	--	--	--	--	--	--
8/28	at New York	--	--	--	--	--	--	--	--	--	--	--	--	--	--	--	--	--	--	--	--	--
8/30	at Golden State	--	--	--	--	--	--	--	--	--	--	--	--	--	--	--	--	--	--	--	--	--
8/31	at Los Angeles	--	--	--	--	--	--	--	--	--	--	--	--	--	--	--	--	--	--	--	--	--
9/4	Phoenix	--	--	--	--	--	--	--	--	--	--	--	--	--	--	--	--	--	--	--	--	--
9/7	Indiana	--	--	--	--	--	--	--	--	--	--	--	--	--	--	--	--	--	--	--	--	--
9/9	at New York	--	--	--	--	--	--	--	--	--	--	--	--	--	--	--	--	--	--	--	--	--
	2025-26 TOTALS	7-8	285	19.0	566	37.7	158	10.5	162	10.8	237	15.8	317	21.1	460	30.7	153	10.2	123	8.2	222	14.8





				MYSTICS									OPPONENTS									
DATE	OPPONENT	OVERALL REC	W/L	1ST	2ND	1ST HALF	3RD	4TH	2ND HALF	1ST OT	BIGGEST LEAD	TOTAL	1ST	2ND	1ST HALF	3RD	4TH	2ND HALF	1ST OT	BIGGEST LEAD	TOTAL	POINT DIFF.
5/16	Atlanta	1-0	W	20	21	41	30	23	53	--	8	94	24	21	45	25	20	45	--	12	90	4
5/18	at Connecticut	2-0	W	13	28	41	19	30	49	--	5	90	23	23	46	19	20	39	--	15	85	5
5/21	at Golden State	2-1	L	14	16	30	16	28	44	--	9	74	11	20	31	16	29	45	--	7	76	-2
5/23	at Las Vegas	2-2	L	18	24	42	17	13	30	--	12	72	16	17	33	17	25	42	--	3	75	-3
5/25	at Phoenix	2-3	L	15	7	22	22	18	40	--	6	62	13	19	32	14	22	36	--	13	68	-6
5/28	Indiana	3-3	W	19	25	44	16	23	39	--	12	83	23	17	40	13	24	37	--	6	77	6
5/30	New York	3-4	L	17	15	32	16	15	31	--	2	63	27	17	44	22	19	41	--	22	85	-22
6/3	at Indiana	3-5	L	18	16	34	21	21	42	--	5	76	19	19	38	31	16	47	--	16	85	-9
6/5	New York	3-6	L	22	12	34	23	21	44	--	6	78	17	32	49	24	13	37	--	16	86	-8
6/8	Connecticut	4-6	W	28	22	50	28	26	54	--	38	104	21	15	36	17	14	31	--	0	67	37
6/15	Atlanta	4-7	L	13	21	34	10	12	22	--	5	56	16	29	45	23	21	44	--	35	89	-33
6/17	at Chicago	5-7	W	11	21	32	24	23	47	--	7	79	26	18	44	12	16	28	--	16	72	7
6/20	at Atlanta	5-8	L	22	16	38	22	31	53	--	7	91	24	23	47	25	20	45	--	16	92	-1
6/22	Dallas	6-8	W	27	13	40	22	22	44	7	16	91	14	31	45	24	15	39	4	10	88	3
6/24	Minnesota	7-8	W	20	19	39	15	14	29	--	7	68	22	15	37	18	9	27	--	14	64	4
6/26	at Las Vegas	--		--	--	--	--	--	--	--	--	--	--	--	--	--	--	--	--	--	--	--
6/28	at Dallas	--		--	--	--	--	--	--	--	--	--	--	--	--	--	--	--	--	--	--	--
7/3	at Minnesota	--		--	--	--	--	--	--	--	--	--	--	--	--	--	--	--	--	--	--	--
7/8	Chicago	--		--	--	--	--	--	--	--	--	--	--	--	--	--	--	--	--	--	--	--
7/10	Las Vegas	--		--	--	--	--	--	--	--	--	--	--	--	--	--	--	--	--	--	--	--
7/13	at Seattle	--		--	--	--	--	--	--	--	--	--	--	--	--	--	--	--	--	--	--	--
7/15	at Los Angeles	--		--	--	--	--	--	--	--	--	--	--	--	--	--	--	--	--	--	--	--
7/22	Los Angeles	--		--	--	--	--	--	--	--	--	--	--	--	--	--	--	--	--	--	--	--
7/26	Seattle	--		--	--	--	--	--	--	--	--	--	--	--	--	--	--	--	--	--	--	--
7/27	Phoenix	--		--	--	--	--	--	--	--	--	--	--	--	--	--	--	--	--	--	--	--
7/29	Chicago	--		--	--	--	--	--	--	--	--	--	--	--	--	--	--	--	--	--	--	--
7/31	Golden State	--		--	--	--	--	--	--	--	--	--	--	--	--	--	--	--	--	--	--	--
8/3	at Atlanta	--		--	--	--	--	--	--	--	--	--	--	--	--	--	--	--	--	--	--	--
8/5	at Chicago	--		--	--	--	--	--	--	--	--	--	--	--	--	--	--	--	--	--	--	--
8/8	at Minnesota	--		--	--	--	--	--	--	--	--	--	--	--	--	--	--	--	--	--	--	--
8/10	at Dallas	--		--	--	--	--	--	--	--	--	--	--	--	--	--	--	--	--	--	--	--
8/13	Golden State	--		--	--	--	--	--	--	--	--	--	--	--	--	--	--	--	--	--	--	--
8/15	at Indiana	--		--	--	--	--	--	--	--	--	--	--	--	--	--	--	--	--	--	--	--
8/17	Los Angeles	--		--	--	--	--	--	--	--	--	--	--	--	--	--	--	--	--	--	--	--
8/19	Connecticut	--		--	--	--	--	--	--	--	--	--	--	--	--	--	--	--	--	--	--	--
8/21	at Connecticut	--		--	--	--	--	--	--	--	--	--	--	--	--	--	--	--	--	--	--	--
8/23	Las Vegas	--		--	--	--	--	--	--	--	--	--	--	--	--	--	--	--	--	--	--	--
8/24	Seattle	--		--	--	--	--	--	--	--	--	--	--	--	--	--	--	--	--	--	--	--
8/28	at New York	--		--	--	--	--	--	--	--	--	--	--	--	--	--	--	--	--	--	--	--
8/30	at Golden State	--		--	--	--	--	--	--	--	--	--	--	--	--	--	--	--	--	--	--	--
8/31	at Los Angeles	--		--	--	--	--	--	--	--	--	--	--	--	--	--	--	--	--	--	--	--
9/4	Phoenix	--		--	--	--	--	--	--	--	--	--	--	--	--	--	--	--	--	--	--	--
9/7	Indiana	--		--	--	--	--	--	--	--	--	--	--	--	--	--	--	--	--	--	--	--
9/9	at New York	--		--	--	--	--	--	--	--	--	--	--	--	--	--	--	--	--	--	--	--
	2025-26 TOTALS	7-8	--	277	276	553	301	320	621	7	--	1,181	296	316	612	300	283	583	4	--	1,199	-18
	AVG/GAME	--	--	18.5	18.4	36.9	20.1	21.3	41.4	7.0	9.7	78.7	19.7	21.1	40.8	20.0	18.9	38.9	4.0	13.4	79.9	-1.2





PLAYER	MIN	FG	ATT	3FG	ATT	FT	FTA	OR	DR	TOT	AST	PF	PFD	STL	TO	BLK	PTS
Shakira Austin	32	13C	18C	--	2C	7	8	4C(2)	8	11	4C	5	5	3C	5	4	28C
	Jun. 20	Jun. 20	Jun. 24		Jun. 5	Jun. 22	Jun. 22	Jun. 22	Jun. 5	Jun. 5	Jun. 5	Jun. 20	Jun. 24	Jun. 20	May. 21	Jun. 17	Jun. 20
	at ATL	at ATL	vs. MIN		vs. NYL	vs. DAL	vs. DAL	vs. DAL	vs. NYL	vs. NYL	vs. NYL	at ATL	vs. MIN	at ATL	at GSV	at CHI	at ATL
Sonia Citron	41C	9C	14C	4C(2)	7C(2)	6C	7C(2)	3C	9C	11C	4C(2)	5C	7C	3C	6C	1C(5)	27C
	Jun. 22	Jun. 22	Jun. 20	Jun. 22	Jun. 22	Jun. 15	Jun. 22	Jun. 24	Jun. 22	Jun. 22	Jun. 8	May. 25	Jun. 22	Jun. 17	May. 25	Jun. 22	Jun. 22
	vs. DAL	vs. DAL	at ATL	vs. DAL	vs. DAL	vs. ATL	vs. DAL	vs. MIN	vs. DAL	vs. DAL	vs. CON	at PHO	vs. DAL	at CHI	at PHO	vs. DAL	vs. DAL
Stefanie Dolson	29	4	7	2(2)	4	2	2	2(2)	5	6	8	5	2	1(7)	3(3)	2(2)	8(2)
	May. 23	Jun. 5	May. 23	May. 23	May. 25	Jun. 17	Jun. 17	Jun. 24	May. 23	May. 23	May. 23	Jun. 22	May. 21	Jun. 24	Jun. 5	May. 23	Jun. 5
	at LVA	vs. NYL	at LVA	at LVA	at PHO	at CHI	at CHI	vs. MIN	at LVA	at LVA	at LVA	vs. DAL	at GSV	vs. MIN	vs. NYL	at LVA	vs. NYL
Aaliyah Edwards	20	5	8	--	1C(4)	3(2)	5	5C	5(2)	7(2)	1(7)	4	4(2)	1(8)	4	1	13
	Jun. 8	Jun. 8	Jun. 8		Jun. 15	Jun. 15	Jun. 8	Jun. 8	May. 30	Jun. 8	Jun. 22	May. 28	Jun. 15	Jun. 24	May. 28	Jun. 17	Jun. 8
	vs. CON	vs. CON	vs. CON		vs. ATL	vs. ATL	vs. CON	vs. CON	vs. NYL	vs. CON	vs. DAL	vs. IND	vs. ATL	vs. MIN	vs. IND	at CHI	vs. CON
Emily Engstler	18	2(4)	6	1(4)	3	2	2(4)	3(2)	7C	9	4	4	2	1(7)	2(4)	2	6
	Jun. 8	Jun. 5	May. 25	May. 28	May. 25	May. 30	Jun. 20	Jun. 3	Jun. 8	Jun. 8	May. 28	May. 25	Jun. 8	Jun. 20	Jun. 20	Jun. 22	May. 25
	vs. CON	vs. NYL	at PHO	vs. IND	at PHO	vs. NYL	at ATL	at IND	vs. CON	vs. CON	vs. IND	at PHO	vs. CON	at ATL	at ATL	vs. DAL	at PHO
Kiki Iriafen	37C	9C	14C(2)	--	2C	6C	9C	6C	10C(2)	14C	6C	6C	8C	5C	7C	1C(2)	20C
	Jun. 22	Jun. 3	May. 30		Jun. 15	May. 16	Jun. 22	Jun. 5	May. 25	May. 18	Jun. 22	May. 16	Jun. 22	Jun. 22	May. 25	Jun. 24	Jun. 3
	vs. DAL	at IND	vs. NYL		vs. ATL	vs. ATL	vs. DAL	vs. NYL	at PHO	at CON	vs. DAL	vs. ATL	vs. DAL	vs. DAL	at PHO	vs. MIN	at IND
Sika Koné	14	2	5	--	1	2	2	2	4	5	2	4	2(2)	--	2(2)	--	4(2)
	May. 21	May. 25	May. 21		May. 21	Jun. 8	Jun. 8	Jun. 8	May. 25	May. 25	May. 21	May. 23	Jun. 8		May. 21		Jun. 8
	at GSV	at PHO	at GSV		at GSV	vs. CON	vs. CON	vs. CON	at PHO	at PHO	at GSV	at LVA	vs. CON		at GSV		vs. CON
Jade Melbourne	36C	6	11	3C	5(3)	4	6C(2)	2C	7C	7C	7C	5C(3)	5C(2)	2	5C(2)	1C	15(2)
	Jun. 24	Jun. 5	May. 23	May. 18	Jun. 24	May. 23	May. 23	Jun. 17	May. 21	May. 21	May. 21	Jun. 20	Jun. 3	May. 16	Jun. 24	May. 18	Jun. 5
	vs. MIN	vs. NYL	at LVA	at CON	vs. MIN	at LVA	at LVA	at CHI	at GSV	at GSV	at GSV	at ATL	at IND	vs. ATL	vs. MIN	at CON	vs. NYL
Lucy Olsen	16C	2C(2)	6C	2C	3C	2C	2C(2)	1C(2)	4C	5C	3C	3C	1C(4)	1C	3C	1C	6C
	May. 23	May. 28	May. 23	May. 28	May. 21	Jun. 8	Jun. 8	May. 30	May. 23	May. 23	Jun. 8	May. 23	Jun. 8	May. 30	May. 23	May. 21	May. 28
	at LVA	vs. IND	at LVA	vs. IND	at GSV	vs. CON	vs. CON	vs. NYL	at LVA	at LVA	vs. CON	at LVA	vs. CON	vs. NYL	at LVA	at GSV	vs. IND
Sug Sutton	35	5(2)	12	3	5	4	6C	1(3)	5	5	6	2(4)	5	4C	3(3)	1C(3)	15
	Jun. 24	Jun. 24	Jun. 24	Jun. 22	May. 23	Jun. 22	Jun. 22	Jun. 24	Jun. 20	Jun. 20	Jun. 17	Jun. 5	Jun. 22	Jun. 24	Jun. 24	Jun. 5	Jun. 22
	vs. MIN	vs. MIN	vs. MIN	vs. DAL	at LVA	vs. DAL	vs. DAL	vs. MIN	at ATL	at ATL	at CHI	vs. NYL	vs. DAL	vs. MIN	vs. MIN	vs. NYL	vs. DAL
Brittney Sykes	39	13C	24C	4	6	14C	15C	2(2)	7	9	8	6C	11C	3(2)	7	2	32
	Jun. 22	Jun. 17	Jun. 17	Jun. 17	May. 16	Jun. 8	Jun. 8	Jun. 17	May. 28	May. 28	Jun. 20	May. 18	May. 18	Jun. 17	May. 28	May. 28	Jun. 17
	vs. DAL	at CHI	at CHI	at CHI	vs. ATL	vs. CON	vs. CON	at CHI	vs. IND	vs. IND	at ATL	at CON	at CON	at CHI	vs. IND	vs. IND	at CHI
Mystics High Games	225.0	36	74	10	24	28	41	14	36	54	25	32	33	14	27	5(3)	104
	Jun. 22	Jun. 8	May. 30	May. 23	May. 25	Jun. 22	Jun. 22	Jun. 24	May. 21	Jun. 8	Jun. 20	May. 18	Jun. 22	Jun. 17	May. 25	Jun. 17	Jun. 8
	vs. DAL	vs. CON	vs. NYL	at LVA	at PHO	vs. DAL	vs. DAL	vs. MIN	at GSV	vs. CON	at ATL	at CON	vs. DAL	at CHI	at PHO	at CHI	vs. CON
Mystics Low Games	200.0(14)	18	54	1	10	9	12	5	20	38(2)	12(2)	14(2)	15	2	7	1(3)	56
	Jun. 24	Jun. 15	May. 25	Jun. 3	Jun. 3	Jun. 24	Jun. 24	May. 16	Jun. 17	Jun. 20	Jun. 15	Jun. 15	May. 30	May. 23	May. 16	Jun. 24	Jun. 15
	vs. MIN	vs. ATL	at PHO	at IND	at IND	vs. MIN	vs. MIN	vs. ATL	at CHI	at ATL	vs. ATL	vs. ATL	vs. NYL	at LVA	vs. ATL	vs. MIN	vs. ATL
Opponents High Games	225.0	31(2)	74	18	42	26	32	15	37	51(2)	24(2)	33	32	15	22	8(2)	92
	Jun. 22	Jun. 20	May. 16	Jun. 15	Jun. 15	Jun. 22	Jun. 22	May. 16	May. 30	Jun. 22	Jun. 15	Jun. 22	May. 18	May. 25	Jun. 17	Jun. 24	Jun. 20
	vs. DAL	at ATL	vs. ATL	vs. ATL	vs. ATL	vs. DAL	vs. DAL	vs. ATL	vs. NYL	vs. DAL	vs. ATL	vs. DAL	at CON	at PHO	at CHI	vs. MIN	at ATL
Opponents Low Games	200.0(14)	21	58	3(3)	10	8	9	1	16	25	15(6)	15	14(2)	4	6	1	64
	Jun. 24	May. 25	Jun. 24	Jun. 24	Jun. 17	Jun. 8	Jun. 8	Jun. 3	Jun. 8	Jun. 8	Jun. 24	May. 30	Jun. 15	May. 16	Jun. 15	May. 25	Jun. 24
	vs. MIN	at PHO	vs. MIN	vs. MIN	at CHI	vs. CON	vs. CON	at IND	vs. CON	vs. CON	vs. MIN	vs. NYL	vs. ATL	vs. ATL	vs. ATL	at PHO	vs. MIN

"C" INDICATES A NEW CAREER-HIGH, "T" A TIED CAREER-HIGH.

NUMBERS IN PARENTHESES INDICATE THE NUMBER OF GAMES IN WHICH A PLAYER OR TEAM HAS REACHED A GIVEN TOTAL (IF MORE THAN ONE).



WNBA															
	3FGM/														
	PPG	FGM/G	FG%	G	3FG%	FT%	ORPG	DRPG	RPG	APG	SPG	TOV/G	BPG	PF/G	
Aces	9	11	11	4	3	*1	8	7	10	13	9	5	4	13	
Dream	3	7	9	2	7	8	4	2	3	4	13	*1	3	9	
Fever	2	2	3	7	4	13	10 T	6	8	7	10 T	8	11	3	
Liberty	*1	4	4	*1	5	2	12	*1	5	3	2	3	2	10	
Lynx	4	3	2	5	2	7	10 T	5	7	*1	5	4	*1	11	
Mercury	6	6	7	3	9	6	6	10	9	5	*1	7	7	5	
Mystics	11	10	6	13	6	12	5	3	4	10	12	11 T	13	2	
Sky	12	8	8	11	11	11	2	9	6	6	7	13	9	8	
Sparks	8	9	5	8	8	9	9	11	11	9	6	11 T	12	6	
Storm	5	*1	*1	9	*1	10	13	12	12	2	3	2	6	12	
Sun	13	13	13	12	12	3	7	13	13	12	10 T	9	8	*1	
Valkyries	10	12	12	6	13	5	3	4	*1	11	4	10	10	7	
Wings	7	5	10	10	10	4	*1	8	2	8	8	6	5	4	
EASTERN CONFERENCE															
	PPG	FGM/G	FG%	3FGM/G	3FG%	FT%	ORPG	DRPG	RPG	APG	SPG	TOV/G	BPG	PF/G	
Dream	3	3	5	2	4	3	2	2	*1	2	6	*1	2	5	
Fever	2	*1	*1	3	*1	6	5	4	5	4	3 T	3	5	3	
Liberty	*1	2	2	*1	2	*1	6	*1	3	*1	*1	2	*1	6	
Mystics	4	5	3	6	3	5	3	3	2	5	5	5	6	2	
Sky	5	4	4	4	5	4	*1	5	4	3	2	6	4	4	
Sun	6	6	6	5	6	2	4	6	6	6	3 T	4	3	*1	
WESTERN CONFERENCE															
	PPG	FGM/G	FG%	3FGM/G	3FG%	FT%	ORPG	DRPG	RPG	APG	SPG	TOV/G	BPG	PF/G	
Aces	6	6	6	2	3	*1	4	3	5	7	7	3	2	7	
Lynx	*1	2	2	3	2	5	6	2	3	*1	4	2	*1	5	
Mercury	3	4	4	*1	5	4	3	5	4	3	*1	5	5	2	
Sparks	5	5	3	5	4	6	5	6	6	5	5	7	7	3	
Storm	2	*1	*1	6	*1	7	7	7	7	2	2	*1	4	6	
Valkyries	7	7	7	4	7	3	2	*1	*1	6	3	6	6	4	
Wings	4	3	5	7	6	2	*1	4	2	4	6	4	3	*1	
OPPONENTS															
	3FGM/														
	PPG	FGM/G	FG%	G	3FG%	FT%	ORPG	DRPG	RPG	APG	SPG	TOV/G	BPG	PF/G	
Aces	9	11	10	3	7	12	5	12	11	12	2	10	2 T	6	
Dream	2	7	7	*1	2	2	*1	9 T	7	3	*1	13	4	10	
Fever	6	5	6	2	*1	5	9	3	3	*1	5	7	9	12	
Liberty	3	6	*1	11	6	3	13	7	12	8	3 T	4	2 T	5	
Lynx	*1	*1	2	4	3	6	11	2	5	2	3 T	3	*1	2	
Mercury	4	4	5	6	5	11	3	9 T	9	7	6	*1	6	3	
Mystics	8	3	4	7	4	9	4	4	2	4	10	5 T	7	13	
Sky	13	13	13	13	13	*1	10	*1	*1	10	13	8 T	13	4	
Sparks	11	12	11	12	10	13	6	5	4	11	12	12	12	11	
Storm	7	9	8	5	9	7	8	8	10	5	7	2	10	*1	
Sun	12	10	12	8	12	10	12	13	13	9	8	5 T	5	8	
Valkyries	5	2	3	10	8	8	2	11	8	6	11	8 T	8	7	
Wings	10	8	9	9	11	4	7	6	6	13	9	11	11	9	

* = WNBA leader | T = Tied for position





DATE TRANSACTION

MAY

May 14, 2025 Waived Lauren Jensen, Ashten Prechtel, Zaay Green, and Khadijjiah Cave
May 7, 2025..... Signed Lauren Jensen to a training camp contract
May 4, 2025..... Waived Morgan Jones
May 4, 2025..... Waived JoJo Lacey

APRIL

April 14, 2025..... Traded Karlie Samuelson to the Minnesota Lynx for a 2026 first round pick (their own)
April 14, 2025..... Selected Sonia Citron with the 3rd overall pick
April 14, 2025..... Selected Kiki Iriafen with the 4th overall pick
April 14, 2025..... Selected Georgia Amooore with the 6th overall pick
April 14, 2025..... Selected Lucy Olsen with the 23rd overall pick
April 14, 2025..... Selected Zaay Green with the 32nd overall pick
April 19, 2025..... Signed Ashten Prechtel to a training camp contract
April 19, 2025..... Signed Khadijjiah Cave to a training camp contract
April 19, 2025..... Signed Morgan Jones to a training camp contract
April 19, 2025..... Signed JoJo Lacey to a training camp contract





#8 GEORGIA AMORE
GUARD



#0 SHAKIRA AUSTIN
CENTER



#22 SONIA CITRON
GUARD



#31 STEFANIE DOLSON
CENTER



#24 AALIYAH EDWARDS
FORWARD



#21 EMILY ENGSTLER
FORWARD



#44 KIKI IRIAFEN
FORWARD




#3 SIKA KONÉ
FORWARD



#5 JADE MELBOURNE
GUARD



#33 LUCY OLSEN
GUARD



#1 SUG SUTTON
GUARD



#20 BRITTNEY SYKES
GUARD

COACHING STAFF



SYDNEY JOHNSON
HEAD COACH



EMRE VATANSEVER
ASSISTANT COACH



JESSIE MILLER
ASSISTANT COACH



BARB TURNER
ASSISTANT COACH



CLINTON CROUCH
PLAYER DEVELOPMENT
LEAD