



Washington Mystics (5-8) vs. Dallas Wings (3-11)



Sunday, June 22nd, 2025 — CareFirst Arena — 3:00 pm EDT — Regular Season Game #14 — Home Game #7

LAST GAME'S STARTERS

PLAYER / 2025-26 REGULAR SEASON AVERAGES

#1	Sug Sutton			G • 5-8 • Texas-Austin/USA • 3rd Season			
	GP/GS	PPG	RPG	APG	SPG	BPG	MPG
	13/13	5.2	1.5	2.7	0.8	0.2	21.8
#20	Brittney Sykes			G • 5-9 • Syracuse/USA • 8th Season			
	GP/GS	PPG	RPG	APG	SPG	BPG	MPG
	12/12	20.6	4.3	4.8	1.3	0.4	32.8
#22	Sonia Citron			G • 6-1 • Notre Dame/USA • Rookie			
	GP/GS	PPG	RPG	APG	SPG	BPG	MPG
	13/13	13.6	4.5	2.2	1.0	0.3	31.9
#44	KiKi Iriafen			PF • 6-3 • Southern California/USA • Rookie			
	GP/GS	PPG	RPG	APG	SPG	BPG	MPG
	13/13	13.0	8.8	1.2	0.4	0.1	26.3
#0	Shakira Austin			C • 6-5 • Mississippi/USA • 3rd Season			
	GP/GS	PPG	RPG	APG	SPG	BPG	MPG
	10/2	9.8	5.8	1.0	0.9	1.1	17.5

THE 2025 WASHINGTON MYSTICS MEDIA GUIDE IS AVAILABLE ONLINE AT HOOPSOMG.COM

2025-26 REGULAR SEASON MYSTICS RECORDS

	RECORD	HOME	ROAD	OT
OVERALL	5-8	3-3	2-5	--
WESTERN	0-3	--	0-3	--
EASTERN	5-5	3-3	2-2	--
	5-8	3-3	2-5	--
STREAKS OVERALL: LOST 1 WEST: LOST 3 EAST: LOST 1 : LOST 1				

UPCOMING GAMES

DATE	OPPONENT	TIME (ET)	TV
Tue, Jun. 24	vs. MIN	8:00 pm	--
Thu, Jun. 26	at LVA	10:00 pm	--
Sat, Jun. 28	at DAL	8:00 pm	--
Thu, Jul. 3	at MIN	8:00 pm	--
Tue, Jul. 8	vs. CHI	11:30 am	--

BROADCAST INFORMATION

TV: MNMT (Meghan McPeak, Christy Winters Scott, Ariana Prather)
RADIO: TEAM 980

GAME STATUS REPORT

TBD

UPCOMING MILESTONES

- 🏀 **Stefanie Dolson** (97) needs three more three point makes to reach 100 three-pointers with the Mystics.
- 🏀 **Kiki Iriafen** needs 43 more rebounds to move into the Mystics' top-five for rebounds in a rookie season.

MYSTICS 2025 REGULAR SEASON SCHEDULE

DATE	OPPONENT	SCORE	RECORD
5/16	vs. Dream	94-90	W 1-0
5/18	@ Sun	90-85	W 2-0
5/21	@ Valkyries	74-76	L 2-1
5/23	@ Aces	72-75	L 2-2
5/25	@ Mercury	62-68	L 2-3
5/28	vs. Fever	83-77	W 3-3
5/30	vs. Liberty	63-85	L 3-4
6/3	@ Fever	76-85	L 3-5
6/5	vs. Liberty	78-86	L 3-6
6/8	vs. Sun	104-67	W 4-6
6/15	vs. Dream	56-89	L 4-7
6/17	@ Sky	79-72	W 5-7
6/20	@ Dream	91-92	L 5-8
6/22	vs. Wings	3:00 pm	--
6/24	vs. Lynx	8:00 pm	--
6/26	@ Aces	10:00 pm	--
6/28	@ Wings	8:00 pm	--
7/3	@ Lynx	8:00 pm	--
7/8	vs. Sky	11:30 am	--
7/10	vs. Aces	7:30 pm	--
7/13	@ Storm	6:00 pm	--
7/15	@ Sparks	10:00 pm	--
7/22	vs. Sparks	7:30 pm	--
7/26	vs. Storm	7:30 pm	--
7/27	vs. Mercury	6:00 pm	--
7/29	vs. Sky	7:30 pm	--
7/31	vs. Valkyries	7:30 pm	--
8/3	@ Dream	3:00 pm	--
8/5	@ Sky	8:00 pm	--
8/8	@ Lynx	7:30 pm	--
8/10	@ Wings	4:00 pm	--
8/13	vs. Valkyries	7:30 pm	--
8/15	@ Fever	7:30 pm	--
8/17	vs. Sparks	3:00 pm	--
8/19	vs. Sun	7:30 pm	--
8/21	@ Sun	7:00 pm	--
8/23	vs. Aces	3:00 pm	--
8/24	vs. Storm	3:00 pm	--
8/28	@ Liberty	7:00 pm	--
8/30	@ Valkyries	8:30 pm	--
8/31	@ Sparks	8:00 pm	--
9/4	vs. Mercury	7:30 pm	--
9/7	vs. Fever	3:00 pm	--
9/9	@ Liberty	7:00 pm	--

QUICK HITS

- BRITTNEY SYKES**
- 🏀 Has recorded 20+ points in nine games this season and 30+ points twice.
 - 🏀 Her 20.6 points per game are the fifth-most in the WNBA.
 - 🏀 Is averaging a league-best 9.7 free-throw attempts per game...Attempted a career-best 15 free throws on 6/8 vs. CON.
- SHAKIRA AUSTIN**
- 🏀 Made first start of the season of 6/17 at CHI.
 - 🏀 On 6/20 at ATL, recorded a career-high 28 points and added 10 rebounds for her first double-double of the season.
- SONIA CITRON**
- 🏀 Has scored in double figures in all 13 games this season.
 - 🏀 Currently ranks second among rookies in scoring, averaging 13.6 points per game.
 - 🏀 Is one of two rookies to average at least 10.0 points while holding shooting splits of .470/.340 [min. 300 min].
- SUG SUTTON**
- 🏀 Has made 13 consecutive starts.
 - 🏀 On 6/20 at ATL, added seven points, five rebounds (season-high), and three assists
- KIKI IRIAFEN**
- 🏀 Became the first rookie in franchise history to record four consecutive double-doubles.
 - 🏀 Was named Kia WNBA Rookie of the Month for games played in May.
 - 🏀 Her 13.0 points per game rank third among rookies...Her 8.8 rebounds are tied for fourth in the WNBA.





NO.	PLAYER	POS.	HT.	BIRTHDATE	PRIOR TO WNBA/HOME COUNTRY	WNBA EXP.
8	Georgia Amoore	G	5-7	04/03/2001	Kentucky/Australia	R
0	Shakira Austin	C	6-5	07/25/2000	Mississippi/USA	3
22	Sonia Citron	G	6-1	10/22/2003	Notre Dame/USA	R
31	Stefanie Dolson	C	6-5	01/08/1992	Connecticut/USA	11
24	Aaliyah Edwards	F	6-3	07/09/2002	Connecticut/Canada	1
21	Emily Engstler	F	6-1	05/01/2000	Louisville/USA	3
44	KiKi Iriafen	F	6-3	08/26/2003	Southern California/USA	R
3	Sika Koné	F	6-3	07/13/2002	SPAR Gran Canaria (Spain)/Mali	2
5	Jade Melbourne	G	5-10	08/18/2002	Cranberra Capitals/Australia	2
33	Lucy Olsen	G	5-10	05/26/2003	Iowa/USA	R
1	Sug Sutton	G	5-8	12/17/1998	Texas-Austin/USA	3
20	Brittney Sykes	G	5-9	02/07/1994	Syracuse/USA	8

STAFF	
HEAD COACH.....	Sydney Johnson (Princeton)
ASSISTANT COACHES.....	Emre Vatansever (Marmara), Jessie Miller (Univ. of Illinois Chicago), Barb Turner (Connecticut)
PLAYER DEVELOPMENT LEAD.....	Clinton Crouch (Saint Francis)
ASSISTANT ATHLETIC TRAINER.....	Palak Ghetiya
PHYSIOTHERAPIST.....	Derrick Larkins
HEAD OF ATHLETE REHABILITATION.....	Kala Flagg
DIRECTOR, ATHLETE PHYSICAL HEALTH AND PERFORMANCE.....	Ellie Somers

PRONUNCIATION GUIDE

Georgia Amoore (A-more); Sonia Citron (Sone-yuh Sih-tron); KiKi Iriafen (EER-ee-ah-FENN); Sika Koné (SEE-kuh KOH-nay); Jade Melbourne (Mel-Bin); Sug Sutton (shug (like "sugar"))

STAFF PRONUNCIATIONS:

Emre Vatansever (ehm-RAY vah-TAWN-sehv-er)

NUMERICAL ROSTER

0 Shakira Austin	1 Sug Sutton
3 Sika Koné	5 Jade Melbourne
8 Georgia Amoore	20 Brittney Sykes
21 Emily Engstler	22 Sonia Citron
24 Aaliyah Edwards	31 Stefanie Dolson
33 Lucy Olsen	44 KiKi Iriafen



2025-26 REGULAR SEASON	PPG	OPP. PPG	FG%	3FG%	FT%	RPG	APG	SPG	TO	BPG
Wings	81.9	86.9	.417	.312	.792	36.4	19.8	7.71	14.7	4.36
Mystics	78.6	80.5	.437	.327	.741	36.1	18.1	6.23	16.1	3.00



2024-25 REGULAR SEASON INDIVIDUAL BESTS			2024-25 REGULAR SEASON WINGS BESTS			2024-25 REGULAR SEASON TEAM		
Points	23	Emily Engstler vs. DAL 6/22/24	Points	26	Natasha Howard vs. DAL 6/23/24	Biggest Win	28	vs. DAL 6/22/24
Rebounds	10	Emily Engstler @ DAL 9/3/24, Stefanie Dolson vs. DAL 6/22/24	Rebounds	14	Monique Billings vs. DAL 6/23/24	** No Biggest Loss **		
Assists	7	Ariel Atkins vs. DAL 6/23/24	Assists	7	Sevgi Uzun vs. DAL 6/23/24			

ALL-TIME SERIES FACTS (MYSTICS, REGULAR SEASON)			ALL-TIME SERIES FACTS (OPPONENT, REGULAR SEASON)		
MYSTICS			WINGS		
Largest Margin of Victory	28, June 22, 2024 (97-69)		Largest Margin of Victory	37 (2 times), July 18, 2008 (99-62)	
Most Points	101, June 6, 2017		Most Points	101, (2 times), Sept. 6, 2020 (101-94 OT)	
Low Points	52 (2 times), Aug. 21, 2005		Low Points	53, July 11, 1998	

2025-26 REGULAR SEASON VS. WINGS			2024-25 REGULAR SEASON VS. WINGS			SERIES HISTORY VS. WINGS				
DATE	SITE	TIME/RESULT	DATE	SITE	RESULT		ALL-TIME	STREAKS	LAST WIN	LAST LOSS
6/22/25	Washington	3:00 pm	6/22/24	Washington	W, 97-69	Overall	41-40	Won 3	9/3/24	8/20/23
6/28/25	Dallas	8:00 pm	6/23/24	Washington	W, 92-84	Home	23-20	Won 2	6/23/24	8/20/23
8/10/25	Dallas	4:00 pm	9/3/24	Dallas	W, 90-86	Road	19-20	Won 1	9/3/24	7/28/23

SERIES NOTES

🔊 The Mystics swept the Wings during 2024 season series (3-0), marking the first time since 2019 that Washington has won the season series. Dallas was the only team the Mystics swept last season.

🔊 Last year, Washington's 28-point win vs. the Wings on 6/22 marked the largest margin of victory by the Mystics in series history.

🔊 Washington averaged 93.0 points versus Dallas during the 2024 season, their highest scoring average verse an opponent. The Wings averaged 79.7 points per game against the Mystics – one of four teams to average 80.0 or fewer points during the 2024 season.

🔊 The Mystics averaged 25.0 assists per game, their highest average against an opponent during the 2024 season.

🔊 On Sept. 3, Washington's bench scored 50 points, outscoring the Wings 50-13. Washington was led by Emily Engstler's 19 points.

PREVIOUS MEETINGS

MYSTICS 90, WINGS 86 – SEPTEMBER 3, 2024 – COLLEGE PARK CENTER – ARLINGTON, TX – GAME #33 (10-23, 6-11 AWAY)

TEAM	1	2	3	4	OT	FINAL	FG	FGA	FG%	3FG%	FT%	OR	DR	TR	A	PF	ST	TO	BS
WAS	26	25	20	19	-	90	31	77	.403	.400	.941	12	21	33	22	18	5	11	6
DAL	16	23	26	21	-	86	31	72	.431	.222	.769	16	28	44	22	18	3	14	7

TEAM	HIGH PTS	HIGH REB	HIGH AST	TEAM	HIGH PTS	HIGH REB	HIGH AST
WAS	E. Engstler: 19E. Engstler: 10	A. Edwards/J. Melbourne/J. Vanloo: 4		DAL	A. Ogunbowale: 21T. McCowan: 13S. Sabally/S. Uzun: 5		

AP -- Emily Engstler had a career-high 19 points to lead a dominant performance by the Washington Mystics' bench in a critical 90-86 win over the Dallas Wings on Tuesday night. Both teams started the night 9-23 and coming off losses after three straight wins had reignited their playoff hopes. They began two games behind Chicago and Atlanta in the battle for the final playoff berth. Both have seven games remaining. Ariel Atkins added 14 points and Julie Vanloo and reserve Shatori Walker-Kimbrough had 11 each for the Mystics, who started the season 0-12. Washington's bench scored 50 points to 13 for the Wings, who were down 16 with less than five minutes to go and missed three shots in the closing seconds. The Mystics missed their last nine shots. Arike Ogunbowale had 21 points to lead Dallas, three in the first half and 11 in the final five minutes. Teaira McCowan had 20 points and 13 rebounds, Natasha Howard had 14 points, Satou Sabally 12 and Kalani Brown 10. Ogunbowale had 34 points on a league record-tying nine 3-pointers on Sunday but Dallas was 4 of 18 in this one, pounding the ball inside for 48 points. The Mystics, who never trailed after breaking a 5-5 tie on Vanloo's 3-pointer, were 9 of 16 behind the arc in the first half when they took a 51-39 lead. They finished 12 of 30. Washington swept the season series 3-0.

MYSTICS 92, WINGS 84 – JUNE 23, 2024 – ENTERTAINMENT AND SPORTS ARENA – WASHINGTON, DC – GAME #17 (4-13, 3-5 HOME)

TEAM	1	2	3	4	OT	FINAL	FG	FGA	FG%	3FG%	FT%	OR	DR	TR	A	PF	ST	TO	BS
DAL	32	19	14	19	-	84	28	68	.412	.393	.850	13	28	41	17	18	6	15	1
WAS	25	21	29	17	-	92	31	63	.492	.519	.889	4	24	28	27	19	7	12	2

TEAM	HIGH PTS	HIGH REB	HIGH AST	TEAM	HIGH PTS	HIGH REB	HIGH AST
WAS	S. Dolson: 18	S. Dolson: 8	A. Atkins: 7	DAL	N. Howard: 26	M. Billings: 14	S. Uzun: 7

MYSTICS 2025 AVERAGES																							
PLAYER	GP-	MP			3FG-		3FG		OF		DE	TOT/AV	AS	AP	ST			BL			AV		
	GS	MIN	G	FG-ATT	FG% ATT	%	FT-FTA	FT%	F	F	G	T	G	PF-D	L	SPG	TO	K	BPG	PTS	G		
Sykes	12-12	394	32.8	69-179	.385	15-35	.429	94-116	.810	8	43	51/4.3	58	4.8	40-89	15	1.25	40	5	0.42	247	20.6	
Citron	13-13	415	31.9	61-129	.473	18-53	.340	37-43	.860	4	54	58/4.5	28	2.2	30-48	13	1.00	24	4	0.31	177	13.6	
Iriafen	13-13	342	26.3	66-134	.493	0-2	.000	37-46	.804	38	76	114/8.8	15	1.2	41-35	5	0.38	25	1	0.08	169	13.0	
Austin	10-2	175	17.5	41-78	.526	0-5	.000	16-26	.615	18	40	58/5.8	10	1.0	21-23	9	0.90	18	11	1.10	98	9.8	
Melbourne	13-1	320	24.6	34-79	.43	14-34	.412	14-30	.467	7	26	33/2.5	33	2.5	37-31	8	0.62	20	1	0.08	96	7.4	
Sutton	13-13	284	21.8	25-61	.410	9-30	.300	9-13	.692	2	18	20/1.5	35	2.7	15-11	11	0.85	18	3	0.23	68	5.2	
Edwards	9-0	134	14.9	16-41	.390	0-4	.000	15-24	.625	12	18	30/3.3	6	0.7	14-22	6	0.67	12	1	0.11	47	5.2	
Dolson	13-11	245	18.8	16-48	.333	6-27	.222	2-2	1.00	5	24	29/2.2	19	1.5	39-9	6	0.46	14	6	0.46	40	3.1	
Engstler	12-0	142	11.9	15-33	.455	4-14	.286	5-10	.500	15	33	48/4.0	19	1.6	18-9	7	0.58	13	6	0.50	39	3.3	
Olsen	11-0	93	8.4	10-24	.417	5-12	.417	3-4	.750	2	9	11/1.0	8	0.7	9-4	1	0.09	6	1	0.09	28	2.5	
Koné	7-0	57	8.1	5-14	.357	0-1	.000	3-3	1.00	3	14	17/2.4	4	0.6	9-6	0	0.0	5	0	0.0	13	1.9	
MYSTICS	13	2,593	199.5	358-820	.437	71-217	.327	235-317	.741	114	355	469/36.1	235	18.1	273-287	81	6.23	19	39	3.00	1,022	78.6	
OPPONENTS	13	2,593	199.5	355-855	.415	113-367	.308	224-282	.794	102	315	417/32.1	245	18.8	287-273	108	8.31	162	51	3.92	1,047	80.5	

SINGLE GAME HIGHS																				
PLAYER	MIN	FG	ATT	FG%	3FG	ATT	3FG%	FT	FTA	FT%	OFF	DEF	TOT	AST	PF	FD	STL	TO	BLK	PTS
Sug Sutton	33	5	9 (2)	1.000 (2)	2 (3)	5	1.000	2 (4)	3	1.000 (3)	1 (2)	5	5	6	2 (4)	3	3	3 (2)	1 (3)	13
Sika Koné	14	2	5	1.000 (2)	--	1	--	2	2	1.000 (2)	2	4	5	2	4	2 (2)	--	2 (2)	--	4 (2)
Jade Melbourne	35	6	11	.750	3	5 (2)	.750	4	6 (2)	1.000 (2)	2	7	7	7	5 (3)	5 (2)	2	5	1	15 (2)
Brittney Sykes	37	13	24	.615	4	6	1.000	14	15	.933	2 (2)	7	9	8	6	11	3 (2)	7	2	32
Emily Engstler	18	2 (4)	6	1.000 (2)	1 (4)	3	1.000 (3)	2	2 (4)	1.000	3 (2)	7	9	4	4	2	1 (7)	2 (4)	1 (6)	6
Sonia Citron	37	7	14	.857	4	7	1.000	6	7	1.000 (6)	1 (4)	8 (2)	9	4 (2)	5	5 (5)	3	6	1 (4)	19 (2)
Stefanie Dolson	29	4	7	.667	2 (2)	4	.667 (2)	2	2	1.000	2	5	6	8	4 (5)	2	1 (6)	3 (3)	2 (2)	8 (2)
Lucy Olsen	16	2 (2)	6	1.000 (3)	2	3	1.000 (3)	2	2 (2)	1.000	1 (2)	4	5	3	3	1 (4)	1	3	1	6
Kiki Iriafeñ	35	9	14 (2)	.818	--	2	--	6	8	1.000 (4)	6	10 (2)	14	2 (6)	6	6	2	7	1	20
Shakira Austin	32	13	17	1.000	--	2	--	4	5 (2)	1.000	4	8	11	4	5	4 (2)	3	5	4	28
Aaliyah Edwards	20	5	8	1.000	--	1 (4)	--	3 (2)	5	1.000 (2)	5	5 (2)	7 (2)	1 (6)	4	4 (2)	1 (6)	4	1	13
MYSTICS 200 (13)		36	74	.571	10	24	.500 (2)	26	37	.944	12 (4)	36	54	25	32	29	14	27	5 (3)	104
OPPONENTS 200 (13)		31 (2)	74	.508	18	42	.429	24	30	.950	15	37	51	24 (2)	29	32	15	22	8	92
								(2)												





Team:

- The Mystics are set to play 44 regular season games for the first time in league history. The 44-game season is an increase from the WNBA's 40-game season the past two years.
- Washington will appear on national TV (ESPN3, CBSSN, ION, NBA TV) 17 times this season.
- Washington has 10 afternoon games this season, with seven of the 10 games having a 3:00 p.m. tip-time.
- The Mystics will play four games away from CareFirst Arena this season. Washington's annual Camp Day game will be played on Tuesday, July 8 at Eagle Bank Arena in Fairfax, VA. The Mystics will also play two games at CRF Bank Arena in Baltimore, MD.
- Washington's opening night roster has four rookies, the most since 2011 (four rookies).
- Washington holds four international players on their opening night roster (Australia, Mali/Spain, Canada), the second consecutive season the Mystics have held four or more players on their opening night roster.
 - This marks the fourth consecutive year (2022-25) Washington's opening night roster has held an international player.
- The Mystics' opening night roster had an average age of 24-348 which ranked as the youngest in the WNBA. This marked the youngest roster Washington has had on opening night since 2016 (24-183).
- All but two of Washington's players have three or fewer years of experience. Veterans Stefanie Dolson (11 seasons) and Brittney Sykes (8 seasons) are the only players on the roster with four-plus years of service.
- The Mystics aim to average 20+ assists per game for the fourth time in franchise history, having previously accomplished the feat in 2024, 2022, and 2019. Washington averaged 21.6 assists per game in 2023.
- The Mystics averaged 7.3 steals per game in 2024 and will look to record seven or more steals per game for the 20th time in franchise history — and for the fifth time since 2020.
- Washington is targeting a top-five finish in pace for the first time since the 2013 season, when they ranked fourth (93.29; 4th).
- The Mystics are looking to average 20.0 free throw attempts per game, the first time since the 2017 season (21.4).

Individual:

- Veteran center **Stefanie Dolson** looks to build on her three-point success from last season. Dolson shot 46.5% from beyond the arc in 2024, the third-highest percentage in the league, and the second consecutive season she has shot at least 40.0% from three-point territory.
 - Her 72 three-point makes in 2024 were the most by any center.
 - Dolson totaled at least 300 points, 150 rebounds, 100 assists, and 50 three-pointers last season, joining T. Catchings (2012) and J. Loyd (2024) as the only players to amass those benchmarks in the 10th or later season of their career.
 - At the age of 33, Dolson would become the oldest player in WNBA history to record those totals in a single season.
- Veteran guard **Brittney Sykes** aims to finish top five in steals per game. Sykes has averaged at least 1.5 steals per game in four seasons.



- Since 2020, only A. Ogunbowale (DAL), B. Stewart (NYL), and A. Thomas (PHX) have also averaged 1.5+ steals per game in four seasons.
 - Sykes averaged 12.2 points per game during the 2024 season, marking her third consecutive season averaging double digits.
 - She looks to become the third Mystic to average at least 10.0 points and 3.0 assists in three or more seasons, joining Alana Beard (4) and Kristi Toliver (3).
- Center **Shakira Austin** is coming off a career-best season, posting career highs in points (11.8), steals (1.3), and both free throw attempts (4.5) and makes (3.0).
 - In 2025, she aims to average at least 12.0 points and 7.0 rebounds, which would make her the seventh Mystic in franchise history to reach those averages.
- Forward **Aaliyah Edwards** averaged 7.6 points and 5.6 rebounds per game on .490 shooting during her rookie campaign.
 - She aims to become just the third Mystic (joining Shakira Austin, 2022-2023 and Murriel Page, 1998-1999) to average at least 7.0 points and 5.0 rebounds while shooting at least 47.5% in each of her first two seasons.
 - Edwards also looks to finish among the top five rebounders in her sophomore class.
- Rookie Watch:
 - The Mystics aim to have a rookie average at least 8.0 points per game during the 2025 season. If accomplished, it would mark the 13th rookie in franchise history to do so, and the first since Shakira Austin (2022).
 - Only six rookies in Mystics history have averaged 10.0+ points per game, with the last coming in 2018 (A. Atkins).
- Washington is also targeting a rookie average 3.0 assists per game – which would be just the seventh time in team history that a rookie reached that assist mark (last: Natasha Cloud, 2015).
- For the second consecutive season, the Mystics look to have a rookie average 5.0 rebounds per game.
 - Since 2020, Washington has had two rookies achieve this feat. The Mystics would join Chicago and Indiana as the only teams since 2020 to have at least three rookies average 5.0 rebounds in their debut seasons.

MYSTIC BLOOM: THE YOUTH MOVEMENT

- The Mystics made key strides toward its future in the 2025 WNBA Draft, selecting three players in the first round – Sonia Citron (3rd overall), Kiki Iriafen (4th overall), and Georgia Amoore (6th overall) – the most first-round selections in franchise history.
- Washington had the youngest opening night roster in the WNBA, 24-348, which marked the youngest roster Washington has had on opening night since 2016 (24-183).
- All but two players on the roster, veterans Stefanie Dolson (11 seasons) and Brittney Sykes (8 seasons), have three or fewer years of WNBA experience.
- The Mystics have an average of 3.6 years of WNBA experience on their current roster and has a total of 1,073 regular season games played among their 12 roster players, marking the fewest total regular season games played by a team this season.

LAST 5 SEASONS WASHINGTON'S AVERAGE AGE & EXPERIENCE (OPENING NIGHT)

Year	Exp. (Service)	Age	No. Rookies on Roster
2025	2.8	24-348	4 (Citron, Iriafen, Amoore, Olsen)
2024	4.5	27-348	2 (Edwards, Van Loo)
2023	6.2	29-245	1 (Meng)
2022	4.7	28-139	3 (Austin, Benzan, Machida)
2021	5.5	28-255	0

WASHINGTON MYSTICS 2025 ROOKIES




Sonia Citron
3rd Overall



Kiki Iriafen
4th Overall



Georgia Amoore
6th Overall



Lucy Olsen
23rd Overall

2025 OPENING NIGHT ROSTERS BY AGE & EXPERIENCE

TEAM	AGE	TEAM	EXP.
WAS	24-349	WAS	2.75
DAL	25-295	DAL	3.08
CON	27-244	CON	3.31
ATL	27-288	PHX	3.38
MIN	27-332	NYL	4.33

ROOKIE DEBUT

- Rookie Sonia Citron finished with 19 points (6-7 FG), two rebounds, and two assists in her debut on 5/16 vs. ATL. Her 19 points tied Nikki McCray (6/11/1998 @ CHA) for the second-most in a rookie debut in franchise history.
- Citron is the first rookie since Diamond Miller (9/8/2023) to record at least 17 points on .850+ shooting. She joins Alana Beard and Shakira Austin as the only Mystics rookies to accomplish this feat.
- Kiki Iriafen contributed 14 points. Citron (19) and Iriafen (14) became the second rookie duo in Mystics history to score in double figures in their career debuts, joining Chamique Holdsclaw & Shalonda Enis (6/10/1999 vs. Charlotte).

MYSTICS; MOST POINTS IN ROOKIE DEBUT

RANK	PLAYER	POINTS	SEASON
1.	Stacey Dales	23	2002
2.	Sonia Citron	19	2025
2.	Nikki McCray	19	1998
4.	Chamique Holdsclaw	18	1999
5.	Marissa Coleman	16	2009
6.	KiKi Iriafen	14	2025

ROOKIES & SEASONED VETS

- Washington's roster has totaled 1,073 regular season games, the fewest games in the league.
- Mystics Veteran Stefanie Dolson has totaled 346 regular season games played and Brittney Sykes 252, accounting for 598 of the 1,073 games (55.7% of the Mystics' regular season games played).
- All but two of Washington's players have three or fewer years of experience. Veterans Stefanie Dolson (11 seasons) and Brittney Sykes (8 seasons) are the only players on the roster with four-plus years of service.
- The Mystics 10 players with three or fewer years of service are the most in the league.

2025 WNBA ROSTERS RANKED BY REG. SEASON GAMES PLAYED

TEAM	GAMES
WAS	1,073
PHX	1,245
CON	1,341
DAL	1,391
NYL	1,666

2025 OPEN NIGHT ROSTERS; NUMBER OF PLAYERS BASED ON EXPERIENCE

TEAM	PLAYERS W/3 OR FEWER YEARS OF EXP.
WAS	10
CON	9
PHX	8
GSV	7
3 TIED	6



ONE TEAM. ONE DMV.

With 22 home games on the schedule, the Washington Mystics are expanding their footprint across the DMV. This includes two games at EagleBank Arena in Fairfax, Virginia, and two at CFG Bank Arena in Baltimore, Maryland.

All remaining home games will be held at CareFirst Arena in Southeast D.C.

Mystics games in Fairfax and Baltimore include:

WASHINGTON MYSTICS 2025 VENUE RELOCATIONS			
Date	Opponent	Arena	City/Location
Tue. July 8	Chicago Sky	EagleBank Arena	Fairfax, VA
Thu. July 10	Las Vegas Aces	EagleBank Arena	Fairfax, VA
Sun. Sept. 7	Indiana Fever	CFG Bank Arena	Baltimore, MD

A NEW ERA

On December 23, 2024, Monumental Basketball announced Jamila Wideman as the Washington Mystics’ new General Manager and Sydney Johnson as Head Coach.

Wideman joins the Mystics after six years at the NBA league office, where she most recently served as Senior Vice President of Player Development. A former player herself, Wideman was selected third overall in the 1997 WNBA Draft by the Los Angeles Sparks and is now one of just three active WNBA general managers or team presidents with WNBA playing experience, along with Morgan Tuck (Connecticut) and Raegan Pebley (Los Angeles).



Current WNBA General Managers/Presidents to Play in the WNBA

GM/President	Team	WNBA Career
Morgan Tuck	Connecticut	Connecticut Sun (2016–2020)
Raegan Pebley	Los Angeles	Utah Starzz (1997) Cleveland Rockers (1998) Los Angeles Sparks (1997-1998) Cleveland Rockers (1999) Portland Fire (2000)
Jamila Wideman	Washington	

After her playing career, Wideman earned a law degree from New York University and spent over a decade working in civil rights and criminal defense law, including time with the Equal Justice Initiative (EJI) in Montgomery, Alabama, and the Legal Aid Society in New York City.

Johnson becomes the 15th head coach in Mystics history, bringing 25 years of basketball experience. Most recently, he served as head coach of Team USA’s 3x3 Women’s AmeriCup team, which won silver at the 2024 FIBA 3x3 AmeriCup in Puerto Rico. He also spent the 2024 season as an assistant coach with the Chicago Sky. Prior to that, he led the Fairfield University men’s basketball program for eight years (2011–2019), earning four postseason appearances – the most in program history.

ROOKIE RANKS

- Washington’s two rookies, Sonia Citron and Kiki Iriafen, are at the top of the rookie class in multiple statistical categories:

2025 ROOKIE RANKS - CITRON		
CATEGORY	AVERAGE	RANK
Points	13.6	2nd
Rebounds	4.5	3rd
Assists	2.2	5th
FG%	47.3	5th
3P%	34.0	8th

2025 ROOKIE RANKS - IRIAFEN		
CATEGORY	AVERAGE	RANK
Points	13.0	3rd
Rebounds	8.8	1st
FG%	49.3	4th
FTA	46 (total)	1st

- Citron and Iriafen streak of both scoring in double figures ended on 6/15, after they became the third and fourth rookies in Mystics history to score in double figures in at least 10 consecutive games.
- Iriafen and Citron’s 10 consecutive game streak marked the longest by rookie teammates in league history.





DOUBLE-DOUBLE KIKI

- On 5/25 at PHX, Kiki Iriafen recorded her fourth consecutive double-double - posting 11 points and 13 rebounds.
- She became the first rookie in franchise history to record four consecutive double-doubles, and joined Caitlin Clark and Angel Reese as the only rookies since 2020 to achieve this feat.
- Her four consecutive double-doubles tied the second longest streak in franchise history (longest: five; Chamique Holdsclaw).
- She was only the second rookie to accomplish this within her first five career games, following Natalie Williams (Utah Starzz), who did so in 1999.
- Iriafen's four double-doubles are the most by a rookie this season.

ROOKIES TO RECORD 3 STRAIGHT DBLE-DBLES

SEASON	PLAYER	STREAK(S)
2025	Kiki Iriafen	4
2024	Angel Reese	4, 6, 15
2024	Caitlin Clark	3, 5
2020	Satou Sabally	3 * Since 2020

- Iriafen is the fastest rookie in Mystics history to total 100+ points and 80+ rebounds (8 games) and the quickest player to do so since Tina Charles in 2010.
- She also totaled 146 points through 10 career games (5/16-6/8), the most by a Mystics rookie since Chamique Holdsclaw (183; 1999).

STEADY SONIA

- Sonia Citron is second in scoring among rookies, averaging 13.6 points per game on 47.3% shooting from the field and 34.0% from three-point range.
- She has scored in double figures in 13 consecutive games, the longest active streak by a rookie. Citron is the only Mystics player to score in double figures in every game played.
- Her 13 consecutive game streak is the third longest by a rookie in franchise history. Citron is four games shy of shy of tying Nikki McCray's franchise rookie record of 16.
- Citron is averaging 8.4 points in the second half - the most by a rookie in the league.
- She became the first rookie in the 2025 draft class to reach 100 points and the fastest Mystics rookie since Stacey Dales (2002). She also became the fifth rookie since 2020 to reach 100 points in seven or fewer games.
- Citron has shot 50.0% or better in eight games, the most by a rookie this season [min 7 FGA/g].

MYSTICS ROOKIES 2ND HALF SCORING

SEASON	PLAYER	PT TOTAL
2025	Sonia Citron	109
2025	Kiki Iriafen	78
2024	Julie Vanloo	119
2024	Aaliyah Edwards	111
2023	Li Meng	106
2022	Shakira Austin	139

* Top Mystics Rookies since 2022

PLAYERS AVERAGING 10+ PTS, 4+ REB, 2+ AST ON 47.0+ FG% & 34.0+ 3P%

PLAYER	PTS/G	REB/G	AST/G	FG%	3P%
N. Collier	24.4	8.5	3.6	52.4%	42.1%
A. Gray	20.2	5.2	4.2	49.7%	43.2%
A. Boston	13.8	8.1	3.9	59.8%	50.0%
S. Citron	13.6	4.5	2.2	47.3%	34.0%
J. Jones	12.1	9.6	2.3	47.5%	43.8%
A. Smith	10.2	5.1	2.7	54.8%	40.0%

MYSTICS; 10+ PT GAME STREAK (ROOKIE)

PLAYER	STREAK
N. McCray	16
C. Holdsclaw	15
S. Citron	13
C. Holdsclaw	12
K. Iriafen	10

2025; ROOKIE 50.0% GAMES

PLAYER	GAMES
S. Citron	8
M. Akoa Makani	5
P. Bueckers	5
K. Iriafen	4
2 Tied	3

* Min 7 FGA /g

KIKI: NEW MATCH UP, SAME IMPACT

- Kiki Iriafen has recorded a 12-game streak of 5+ rebounds, the fourth longest streak this season.
- On 6/15, Iriafen's nine game streak of 10+ points, 5+rebounds was broken.
- Iriafen is averaging 8.8 rebounds per game, tied for the fourth most in the WNBA.
- She is also averaging 3.1 second chance points, the most by any rookie this season.

MYSTICS ROOKIES; CONSECUTIVE GAMES W/ 5 REB

PLAYER	SEASON	GAMES
C. Holdsclaw	1999	24
M. Page	1998	14
A. Santos de Oliveira	1998	13
K. Iriafen	2025	12
S. Austin	2022	11

MAY'S ROOKIE OF THE MONTH

- The WNBA announced that Mystics forward Kiki Iriafen has been named the Kia WNBA Rookie of the Month for games played in May. Iriafen becomes the first player in Mystics history to earn this honor.
- In Iriafen's debut month, she averaged 13.9 points, 10.1 rebounds, and 1.0 assists per game while shooting .474 from the field.
- Iriafen joined Jonquel Jones (NYL) and A'ja Wilson (LVA) as the only players to averaged at least 12+ points and 10+ rebounds while shooting 47.0% or better from the field.
- She is the first Mystic to average at least 12.0 points and 10.0 rebounds on 47.0% shooting or better in a single month since Crystal Langhorne in July 2010 [min. 5 GP]. Iriafen is also one of just four rookies to accomplish this, and the first since Tina Charles in 2010 (August and June).
- Her four double-double's in the month were the most by a rookie and were tied for the most in the WNBA.

ROOKIE REPORT

- Iriafen (8 games) and Citron (7 games) each surpassed 100 points in eight or fewer games, becoming the first Mystics rookies to do so since Nikki McCray (5 games) and Alessandra Santos de Oliveira (8 games) in 1998.
- They are just the sixth rookie duo in WNBA history to achieve this, and the first since Lauren Jackson (7) and Semeka Randall (8) in 2001.
- On 6/15, Iriafen surpassed 150 points and 100 rebounds, doing so in 11 career games. Iriafen became the sixth player in WNBA history to do so in 11 or fewer games.

ROOKIE DUOS TO EACH REACH 100 PTS IN FIRST EIGHT GAMES

SEASON	TEAM	PLAYERS
2025	WAS	Sonia Citron (7) & Kiki Iriafen (8)
2001	SEA	L. Jackson (7) + S. Randall (8)
1999	SAC	Y. Griffith (6) + K. Holland-Corn (7)
1999	ORL	N. Sales (7), S. Sam (7), S. Johnson (8), T. McWilliams-Franklin (8)
1998	WAS	N. McCray (5) + A. Santos de Oliveira (8)
1998	DET	K. Hlede (7) + S. Brondello (8)

2025; ROOKIE GAMES W/ 10+ PTS/5+ REB

PLAYER	TEAM	GAMES
Kiki Iriafen	WAS	9
Sonia Citron	WAS	6
Paige Bueckers	DAL	5
Janelle Salaun	GSV	3
Monique Akoa Makani	PHX	2
Luisa Geiselsoder	DAL	2





ALL-STAR SYKES

- Brittney Sykes has started the 2025 WNBA season averaging career-bests in points (20.6), free throw makes (7.8), free throw attempts (9.7), and assists (4.8).
- She has scored 20+ points in nine games, the most 20+ point games by a player this season.
- Her nine 20+ point games mark the second most in a single season in her career (high 11; 2023).
- Sykes totaled a season-high best 32 points on 6/17 at CHI, her second 30+ point outing this season. She is one of eight players to total a 30+ point, 5+ assist game this season.
- Sykes has dished out 27 assists over her last five games (6/5-6/20), averaging 5.4 APG, tied for the second-best five-game stretch of her career (best: 5.6 APG, Aug. 4 -13, 2023).
- Her 20.6 points per game are the fifth most in the WNBA.
- Sykes is averaging 13.1 second half points, the most in the WNBA.

2025; 20+ PT GAME LEADERS

PLAYER	GAMES
B. Sykes	9
N. Collier	8
S. Sabally	8
B. Stewart	7
S. Diggins	7

2025; SCORING LEADERS

PLAYER	PPG
N. Collier	24.4
B. Stewart	21.1
K. Plum	20.9
A. Wilson	20.8
B. Sykes	20.6
S. Ionescu	20.4
A. Gray	20.2

SYKES PPG AVERAGE LAST FOUR SEASONS

SEASON	PPG	RPG	APG	SPG
2025	20.6	4.3	4.8	1.3
2024	12.2	4.1	3.1	0.9
2023	15.9	5.0	3.8	2.1
2022	12.7	3.7	3.7	2.0

2025; PLAYERS AVERAGING 18+ PTS, 4+ REB, 4+ AST

PLAYER	PTS/G	REB/G	AST/G
Brittney Sykes	20.6	4.3	4.8
Sabrina Ionescu	20.4	4.1	5.2
Allisha Gray	20.2	5.4	4.2
Paige Bueckers	18.0	4.2	5.8

GETTING TO THE LINE

- The Mystics are attempting 24.4 free throw attempts, ranking first in the WNBA.
- Washington ranks first in personal fouls drawn (22.1) and has a free throw attempt rate of 0.387.
- Washington has attempted 20+ free throws in 11 game this season (last: at ATL; 6/20). The Mystics are 4-0 when attempting 25 or more free throws.
- Washington attempted a 2025 league-best 37 free throws on 6/8 vs. CON, and the Mystics' 26 made free-throws is their highest total since July 7, 2023, vs. Indiana.
- Brittney Sykes is averaging a league-best 9.7 free throws per game, with 6.4 attempts coming in the second half. Sykes attempted a career-best 15 FTA on 6/8 vs. CON.
- Sykes has attempted 116 free throws through 12 games - the third most in a single season in her career.

MYSTICS FTM/FTA LAST FOUR SEASONS

SEASON	FTM	FTA	LEAGUE RANK
2025	18.1	24.4	1st/1st
2024	11.5	15.0	12th/12th
2023	15.0	18.2	6th/8th
2022	14.0	17.9	8th/8th

2025; 10+ FTA GAME LEADERS

PLAYER	GAMES
B. Sykes	7
B. Stewart	5
A. Wilson	4
4 Tied	2

TOP 5 FTA/G LEADERS SINCE 2000

PLAYER	FTA/G	SEASON
B. Sykes	9.7	2025
A. McCoughtry	8.7	2011
K. Smith	8.6	2001
B. Stewart	8.3	2025
N. Williams	7.9	2000
A. Wilson	7.9	2025

MYSTICS IN THE FOURTH

- On 6/20 at ATL, the Mystics outscored the Dream 31-20 and over the last 5:29 of the game (87-74), the Mystics outscored the Dream 17-5, holding Atlanta to just one made field goal during that span.
- Washington has held an opponent to 20 or fewer points in the fourth quarter in eight games (last: 6/20 at ATL). This is tied for the second most games in the WNBA.
- The Mystics are holding opponents to 38.8% shooting in the fourth quarter (2nd best) and 21.4% from three-point territory, the best in the WNBA.
- Opponents are only averaging 3.8 assists in the fourth quarter, tied for the second fewest in the WNBA. Opponents are also averaging 7.6 rebounds per game, the third fewest.
- Washington is averaging 21.8 points in the fourth, the most in the WNBA. The Mystics are also attempting a league-best 9.0 three throws in that period.
- Sykes is averaging 6.8 points in the fourth, the most in the WNBA.

THE DEFENSIVE END

- The Mystics are holding opponents to 41.5% shooting, ranked third in the WNBA. The Mystics are also holding opponents to 30.8% from three-point territory, the fourth best in the league.
- Opponents are averaging the fewest rebounds per game (32.1).
- The Mystics are holding opponents to 8.1 fast break points per game, the fewest in the WNBA. Washington opponents are only scoring 31.2 points in the paint, the fourth fewest in the WNBA. The Mystics rank top-three in opp. points off turnovers and opp. second chance points.
- The Mystics have held an opponent to 25 or fewer points in the paint five times this season.

SHAKIRA, SHAKIRA

- Shakira Austin recorded a career-high 28 points and added 10 rebounds for her first double-double of the season.
- She shot 13-17 from the field (.765 FG%), her second-best shooting performance in games with 10+ field goal attempts.
- Austin joins Elena Delle Donne as the only players in franchise history to record 28+ points and 10+ rebounds on 75.0% or better shooting. She's the 13th player in league history to accomplish this feat and the first since A'ja Wilson (Jul. 22, 2023).

PLAYERS TO RECORD 28+ PTS, 10+ REB, 2+ BLK 2+ STL ON 75.0% OR BETTER SHOOTING

PLAYER	DATE	PTS	REB	STL	BLK	FG%
S. Fowles	8/12/11	28	13	2	2	84.6%
L. Cambage	7/3/18	37	10	2	2	80.0%
S. Austin	6/20/25	28	10	3	2	76.5%

- Since moving into the starting lineup on 6/17, Austin is averaging 18.5 points, 9.5 rebounds, 2.5 assists, 3.0 blocks, and 2.5 steals while shooting 68.0% from the field.

POINTS OFF TURNOVERS

- On 6/17 at CHI, the Mystics forced Chicago into 25 turnovers – the most by a Mystics opponent since Los Angeles committed 28 on May 21, 2024.
- Washington converted those into 40 points, a franchise record for points off turnovers. It was also the fourth most recorded in a WNBA game.

MOST POINTS SCORED OFF TURNOVERS

POINTS	TEAM	OPP	DATE
45	IND	DET	8/15/2009
44	CON	NYL	5/17/2022
42	CON	ATL	6/11/2023
40	WAS	CHI	6/17/2025



QUICK BITS

- Washington is second in rebounds per game, averaging 36.1 per game. The Mystics rank third in defensive rebounds per game, averaging 27.3.
- The Mystics are averaging 38.2 points in the paint - the third most in the WNBA. Washington has now outscored their opponents in the paint 10 times this season. Washington recorded a season-high 52 points in the paint on 6/20 at ATL.
- Washington is shooting 65.9% from the restricted area, fourth best in the WNBA.
- The Mystics have totaled eight "clutch games" this season, tied for the third most in the league. Washington has totaled three games with losses by three or fewer points - tied for the most in the league.



#8 Georgia Amoore

Guard • 5-7 • 3/4/01 • Kentucky/Australia

Rookie

SEASON	GP	GS	PPG	RPG	APG	SPG	BPG	MPG	FG%	3FG%	FT%		2025-26 HIGHS	CAREER HIGHS
** No Games Played 2025-26 Regular Season **												PTS	--	--
	POINTS				REB	AST	BLK	STL				FGM	--	--
	10+		20+	30+	10+	10+	3+	3+	DBL-DBL		TPL-DBL		FGA	--
Career	--		--	--	--	--	--	--	--		--		3FGM	--
RECENT GAMES												3FGA	--	--
OPPONENT	W/L	MIN	FG-A	3P-A	FT-A	OR	DR	TR	A	PF	ST	TO	BS	PTS
6/20 at ATL	L	Inactive - Injury												
6/17 at CHI	W	DND - Injury												
6/15 vs. ATL	L	DND - Injury												
6/8 vs. CON	W	DND - Injury												
6/5 vs. NYL	L	DND - Injury												
2024 SEASON HIGHLIGHTS:												TREB	--	--
• 2024-25 Jersey Mike's Naismith Trophy Women's College Player of the Year Semifinalist												ASTS	--	--
• 2024-25 All SEC First Team (coaches), 2024-25 All SEC First Team (USA Today), 2024-25												STLS	--	--
Second Team All- American, 2023-24 Third Team All-American, Two-Time Finalist for												BLKS	--	--
Lieberman Award												MINS	--	--

2024 SEASON HIGHLIGHTS:

- 2024-25 Jersey Mike’s Naismith Trophy Women’s College Player of the Year Semifinalist
- 2024-25 All SEC First Team (coaches), 2024-25 All SEC First Team (USA Today), 2024-25 Second Team All- American, 2023-24 Third Team All-American, Two-Time Finalist for Lieberman Award
- Third player in Division I women’s history with 2,300+ career points and 800+ assists. The first part of her college stint was spent at Virginia Tech, where she helped her team reach the 2023 Final Four
- 2023 ACC Women’s Basketball Tournament MVP
- Ranks first in career assists (656) at Virginia Tech
- Became the first Virginia Tech Women’s Basketball athlete to record a triple-double with a 24-point, 10-rebound, 11-assist effort vs. Nebraska on Dec. 1, 2022





- Made season debut on 5/18 at CON
- Posted 13 points and three rebounds off the bench on 5/28 vs. IND
- Contributed 10 points, three rebounds, and two blocks on 6/3 at IND
- Recorded a season-high 11 rebounds off the bench on 6/5 vs. NYL and added a career-high four assists. It was her 14th career performance with 10+ rebounds. Her 11 boards are the most by a reserve in the WNBA this season
- Led the bench scoring with a season-high 14 points and five rebounds on 6/8 vs. CON...Marked her first 10 point, 5 rebound game of the season
- Made first of the season of 6/17 at CHI
- Has totaled 5+ points, 5+ rebounds in five games
- On 6/20 at ATL, recorded a career-high 28 points and added 10 rebounds for her first double-double of the season
- Is the youngest player in WNBA history (24 y, 330d) to record at least 28 points, 10 rebounds, 2 steals, and 2 blocks while shooting 75.0% or better in a game

Page 14



#22 Sonia Citron

Guard • 6-1 • 22/10/03 • Notre Dame/USA

Rookie

SEASON	GP	GS	PPG	RPG	APG	SPG	BPG	MPG	FG%	3FG%	FT%			
2025-26	13	13	13.6	4.5	2.2	1.00	0.31	31.9	.473	.340	.860			
	POINTS				REB	AST	BLK	STL						
	10+	20+	30+	10+	10+	3+	3+		DBL-DBL	TPL-DBL				
Career	13	--	--	--	--	--	--	1	--	--				
RECENT GAMES														
OPPONENT	W/L	MIN	FG-A	3P-A	FT-A	OR	DR	TR	A	PF	ST	TO	BS	PTS
6/20 at ATL	L	37:08	7-14	2-7	1-1	0	3	3	3	1	1	1	0	17
6/17 at CHI	W	35:54	4-9	1-3	4-5	1	8	9	3	2	3	2	0	13
6/15 vs. ATL	L	30:22	2-8	0-3	6-7	1	2	3	0	1	2	2	0	10
6/8 vs. CON	W	27:18	5-10	0-3	1-2	0	3	3	4	2	2	2	0	11
6/5 vs. NYL	L	34:35	4-8	2-4	3-4	0	5	5	3	4	1	2	0	13

2024 SEASON HIGHLIGHTS:

- One of just three ACC players to rank in the conference’s top 20 in both blocks (0.9; 16th) and steals (1.9; 12th).
- 2025 Cheryl Miller Award finalist, given to the best small forward in college basketball annually
- First Team All-ACC honors and was named to the 2024-25 All-ACC Defensive Team
- Set Notre Dame’s single-season program record in free-throw percentage (91.2%) during her senior campaign (2024-25). Her 173 career three-pointers are the eighth-most in program history
- Led Notre Dame to the 2024 ACC Tournament Championship and made the NCAA Tournament all four years, reaching the Sweet 16 each season

2025 SEASON HIGHLIGHTS:

- In her rookie debut, finished with 19 points (6-7 FG), two rebounds and two assists (5/16)
- She joins Alana Beard and Shakira Austin as the only Mystics rookies to score at least 17 points on .850+ shooting
- Is the first Mystics rookie since Shakira Austin (8/2/22–8/7/22) to score 15+ points in consecutive games (5/16-5/18)
- Scored 10+ points in 13 consecutive games (5/16-6/20)
- Was the first rookie in the 2025 draft class to reach 100 points
- Posted six career game with 10+ point, 5+ rebounds
- Shot 50.0% or better in three straight games (6/3-6/8), and eight times overall
- Has made multiple three-pointers in seven games – second-most among rookies

	2025-26 HIGHS	CAREER HIGHS
PTS	19 2 times (@ LVA, 5/23/25)	19 2 times (@ LVA, 5/23/25)
FGM	7 at ATL 6/20/25	7 at ATL 6/20/25
FGA	14 at ATL 6/20/25	14 at ATL 6/20/25
3FGM	4 at LVA 5/23/25	4 at LVA 5/23/25
3FGA	7 at ATL 6/20/25	7 at ATL 6/20/25
FTM	6 vs. ATL 6/15/25	6 vs. ATL 6/15/25
FTA	7 vs. ATL 6/15/25	7 vs. ATL 6/15/25
OREB	1 4 times (@ CHI, 6/17/25)	1 4 times (@ CHI, 6/17/25)
DREB	8 2 times (@ CHI, 6/17/25)	8 2 times (@ CHI, 6/17/25)
TREB	9 at CHI 6/17/25	9 at CHI 6/17/25
ASTS	4 2 times (vs. CON, 6/8/25)	4 2 times (vs. CON, 6/8/25)
STLS	3 at CHI 6/17/25	3 at CHI 6/17/25
BLKS	1 4 times (@ IND, 6/3/25)	1 4 times (@ IND, 6/3/25)
MINS	37 at ATL 6/20/25	37 at ATL 6/20/25





#31 Stefanie Dolson

Center • 6-5 • 8/1/92 • Connecticut/USA

11 Years Pro

SEASON	GP	GS	PPG	RPG	APG	SPG	BPG	MPG	FG%	3FG%	FT%
2025-26	13	11	3.1	2.2	1.5	0.46	0.46	18.8	.333	.222	1.000
	POINTS				REB	AST	BLK	STL			
	10+	20+	30+	10+	10+	3+	3+	DBL-DBL	TPL-DBL		
Career	119	18	--	11	--	19	2	9	--		

RECENT GAMES														
OPPONENT	W/L	MIN	FG-A	3P-A	FT-A	OR	DR	TR	A	PF	ST	TO	BS	PTS
6/20 at ATL	L	6:40	0-1	0-1	0-0	0	0	0	0	2	0	0	0	0
6/17 at CHI	W	13:18	0-1	0-1	2-2	0	0	0	1	3	1	0	0	2
6/15 vs. ATL	L	19:16	1-3	1-3	0-0	0	1	1	0	4	0	1	0	3
6/8 vs. CON	W	13:14	0-1	0-1	0-0	1	2	3	0	2	0	1	0	0
6/5 vs. NYL	L	19:42	4-6	0-2	0-0	0	0	0	1	2	0	3	1	8

2024 SEASON HIGHLIGHTS:

- Saw action in 39 games (all starts) for Washington
- Averaged 9.5 points, 4.9 rebounds, and 2.6 assists per game
- Averaged the most points per game since the 2018 season, most rebounds since the 2019 season, and most assists since the 2018 season
- Averaged a career-best 1.8 three-point makes on a career-high 4.0 three-point attempts per game
- Shot .465 from three-point range, her best three-point percentage since 2020
- Made 3+ 3PM in 10 games, the most in a single season in her career
- Finished the 2024 season third in 3P%
- Scored 10+ points in 16 games and 20+ points once
- Had 10+ rebounds in two games
- During the 2024-25 offseason, played for Laces in the inaugural season of Unrivaled where she posted averages of 8.5 points, 4.6 rebounds, and 1.2 assists in 13.0 minutes of action

2025 SEASON HIGHLIGHTS:

- Recorded a game-high eight assists, along with eight points and six rebounds on 5/23 at LVA...Her eight assists are tied for the second most in a game in her career
- Reached 3,000 career points on 6/5 vs. NYL

	2025-26 HIGHS	CAREER HIGHS
PTS	8 2 times (vs. NYL, 6/5/25)	29 vs. PHO 7/28/17
FGM	4 vs. NYL 6/5/25	13 vs. PHO 7/28/17
FGA	7 at LVA 5/23/25	21 vs. PHO 7/28/17
3FGM	2 2 times (@ LVA, 5/23/25)	6 2 times (vs. MIN, 8/17/24)
3FGA	4 at PHO 5/25/25	7 5 times (vs. CON, 6/27/24)
FTM	2 at CHI 6/17/25	10 at DAL 7/16/17
FTA	2 at CHI 6/17/25	12 at DAL 7/16/17
OREB	2 at GSV 5/21/25	7 vs. WAS 5/24/17
DREB	5 at LVA 5/23/25	9 5 times (vs. DAL, 6/22/24)
TREB	6 at LVA 5/23/25	12 2 times (vs. ATL, 8/14/22)
ASTS	8 at LVA 5/23/25	9 vs. DAL 8/30/17
STLS	1 6 times (@ CHI, 6/17/25)	3 2 times (@ LAS, 8/11/19)
BLKS	2 2 times (@ LVA, 5/23/25)	5 2 times (vs. ATL, 7/17/19)
MINS	29 at LVA 5/23/25	44 vs. LAS 8/18/17





#24 Aaliyah Edwards

Forward • 6-3 • 9/7/02 • Connecticut/Canada

1 Year Pro


SEASON	GP	GS	PPG	RPG	APG	SPG	BPG	MPG	FG%	3FG%	FT%
2025-26	9	0	5.2	3.3	0.7	0.67	0.11	14.9	.390	.000	.625
	POINTS				REB	AST	BLK	STL			
	10+	20+	30+	10+	10+	3+	3+	DBL-DBL	TPL-DBL		
Career	10	1	--	4	--	4	1	3	--		

RECENT GAMES														
OPPONENT	W/L	MIN	FG-A	3P-A	FT-A	OR	DR	TR	A	PF	ST	TO	BS	PTS
6/20 at ATL	L	5:51	1-1	0-0	1-2	0	0	0	0	0	1	1	0	3
6/17 at CHI	W	12:19	2-4	0-0	2-4	2	0	2	1	3	1	1	1	6
6/15 vs. ATL	L	16:31	1-7	0-1	3-4	1	2	3	0	2	1	2	0	5
6/8 vs. CON	W	20:24	5-8	0-1	3-5	5	2	7	1	0	1	0	0	13
6/5 vs. NYL	L	12:45	1-3	0-1	1-1	0	1	1	0	0	0	0	0	3

- 2024 SEASON HIGHLIGHTS:**
- In 34 games (17 starts) averaged 7.6 points, 5.6 rebounds, 1.4 steals, 0.8 blocks per game
 - Shot .490 from the field
 - Scored in 10+ points in nine games and recorded 10+ rebounds in four games
 - Totaled three double-doubles on the season
 - Finished the 2024 campaign ranked second in field goal percentage, fifth in points per game, seventh in steals, and third in blocks per game among rookies
 - During the 2024-25 offseason, played for Team Mist in the inaugural season of Unrivaled where she averaged 7.6 points, 5.3 rebounds, and 1.1 assists in 14 games...Made it to the finals in the 1v1 tournament, falling short to Napheesa Collier

- 2025 SEASON HIGHLIGHTS:**
- Made season debut on 5/25 at PHX - recording six points and seven rebounds off the bench
 - Has totaled 5+ rebounds off the bench in two games
 - Contributed 13 points and seven rebounds on 6/8 vs. CON

	2025-26 HIGHS	CAREER HIGHS
PTS	13 vs. CON 6/8/25	23 vs. CHI 6/6/24
FGM	5 vs. CON 6/8/25	10 vs. CHI 6/6/24
FGA	8 vs. CON 6/8/25	12 vs. CHI 6/6/24
3FGM	--	--
3FGA	1 4 times (vs. ATL, 6/15/25)	11 times (vs. ATL, 6/15/25)
FTM	3 2 times (vs. ATL, 6/15/25)	5 vs. LVA 6/29/24
FTA	5 vs. CON 6/8/25	8 vs. IND 6/7/24
OREB	5 vs. CON 6/8/25	5 vs. CON 6/8/25
DREB	5 2 times (vs. NYL, 5/30/25)	13 vs. CHI 6/6/24
TREB	7 2 times (vs. CON, 6/8/25)	14 vs. CHI 6/6/24
ASTS	1 6 times (@ CHI, 6/17/25)	4 2 times (@ DAL, 9/3/24)
STLS	1 6 times (@ ATL, 6/20/25)	3 at LAS 5/21/24
BLKS	1 at CHI 6/17/25	4 vs. CHI 6/6/24
MINS	20 vs. CON 6/8/25	36 vs. CHI 6/6/24



#21 Emily Engstler

Forward • 6-1 • 1/5/00 • Louisville/USA

3 Years Pro

SEASON	GP	GS	PPG	RPG	APG	SPG	BPG	MPG	FG%	3FG%	FT%
2025-26	12	0	3.3	4.0	1.6	0.58	0.50	11.9	.455	.286	.500
	POINTS				REB	AST	BLK	STL			
	10+		20+	30+	10+	10+	3+	3+	DBL-DBL	TPL-DBL	
Career	12		1	--	3	--	6	3	2	--	

RECENT GAMES														
OPPONENT	W/L	MIN	FG-A	3P-A	FT-A	OR	DR	TR	A	PF	ST	TO	BS	PTS
6/20 at ATL	L	12:46	1-1	0-0	1-2	1	1	2	1	2	1	2	1	3
6/17 at CHI	W													
6/15 vs. ATL	L	16:54	1-3	0-1	0-0	2	3	5	2	0	1	0	0	2
6/8 vs. CON	W	18:19	1-3	0-1	0-1	2	7	9	2	3	1	1	0	2
6/5 vs. NYL	L	13:38	2-4	0-1	0-1	1	6	7	2	2	0	2	0	4

- 2024 SEASON HIGHLIGHTS:**
- Saw action in 32 games (three starts) for Washington
 - Averaged a career-best 6.2 points per game
 - Averaged 4.0 rebounds and 1.5 assists per game
 - Attempted a career-best 1.8 three-pointers per game
 - Shot .494 from the field and .474 from three-point range
 - Ranked first in the WNBA in three-point percentage
 - Totaled 10+ points in eight games
 - Grabbed five-plus rebounds in 10 games
 - Totaled 111 rebounds off the bench, the fourth most among reserve players (min. 20 games)

- 2025 SEASON HIGHLIGHTS:**
- Recorded nine rebounds off the bench on 6/8 vs. CON

	2025-26 HIGHS	CAREER HIGHS
PTS	6 at PHO 5/25/25	23 vs. DAL 6/22/24
FGM	2 4 times (vs. NYL, 6/5/25)	8 at DAL 9/3/24
FGA	6 at PHO 5/25/25	14 at DAL 9/3/24
3FGM	1 4 times (vs. IND, 5/28/25)	3 4 times (vs. IND, 9/19/24)
3FGA	3 at PHO 5/25/25	6 at DAL 9/3/24
FTM	2 vs. NYL 5/30/25	6 vs. DAL 6/22/24
FTA	2 4 times (@ ATL, 6/20/25)	6 vs. DAL 6/22/24
OREB	3 2 times (@ IND, 6/3/25)	7 2 times (vs. LAS, 5/27/22)
DREB	7 vs. CON 6/8/25	7 3 times (vs. CON, 6/8/25)
TREB	9 vs. CON 6/8/25	13 at CHI 5/24/22
ASTS	4 vs. IND 5/28/25	5 vs. CON 6/22/23
STLS	1 7 times (@ ATL, 6/20/25)	3 3 times (@ PHO, 9/5/24)
BLKS	1 6 times (@ ATL, 6/20/25)	4 2 times (vs. NYL, 9/17/24)
MINS	18 vs. CON 6/8/25	35 at CHI 5/24/22





#44 Kiki Iriafen

Forward • 6-3 • 26/8/03 • Southern California/USA

Rookie

SEASON	GP	GS	PPG	RPG	APG	SPG	BPG	MPG	FG%	3FG%	FT%	2025-26 HIGHS		CAREER HIGHS	
2025-26	13	13	13.0	8.8	1.2	0.38	0.08	26.3	.493	.000	.804	PTS	20 at IND 6/3/25	20 at IND 6/3/25	
												FGM	9 at IND 6/3/25	9 at IND 6/3/25	
												FGA	14 2 times (vs. NYL, 5/30/25)	14 2 times (vs. NYL, 5/30/25)	
												3FGM	--	--	
												3FGA	2 vs. ATL 6/15/25	2 vs. ATL 6/15/25	
												FTM	6 vs. ATL 5/16/25	6 vs. ATL 5/16/25	
												FTA	8 vs. ATL 5/16/25	8 vs. ATL 5/16/25	
												OREB	6 vs. NYL 6/5/25	6 vs. NYL 6/5/25	
												DREB	10 2 times (@ PHO, 5/25/25)	10 2 times (@ PHO, 5/25/25)	
												TREB	14 at CON 5/18/25	14 at CON 5/18/25	
												ASTS	2 6 times (@ ATL, 6/20/25)	2 6 times (@ ATL, 6/20/25)	
												STLS	2 vs. NYL 5/30/25	2 vs. NYL 5/30/25	
												BLKS	1 at CON 5/18/25	1 at CON 5/18/25	
												MINs	35 at LVA 5/23/25	35 at LVA 5/23/25	

RECENT GAMES

OPPONENT	W/L	MIN	FG-A	3P-A	FT-A	OR	DR	TR	A	PF	ST	TO	BS	PTS
6/20 at ATL	L	23:37	4-9	0-0	1-2	3	3	6	2	5	0	1	0	9
6/17 at CHI	W	26:55	3-8	0-0	2-4	3	3	6	1	4	1	4	0	8
6/15 vs. ATL	L	21:08	2-9	0-2	2-2	1	7	8	2	3	0	0	0	6
6/8 vs. CON	W	26:09	6-8	0-0	0-0	2	3	5	2	0	1	2	0	12
6/5 vs. NYL	L	18:11	6-13	0-0	5-6	6	3	9	1	5	0	0	0	17

2024 SEASON HIGHLIGHTS:

- Was a unanimous selection to 2025 All-Big Ten First Team and an AP All-America Third Team pick
- Averaged 18 points per game, 8.4 rebounds per game and shot 49% from the floor to help USC win the Big Ten title and reach the Elite 8
- Totaled 12 double-doubles and ranked 15th in the nation in offensive rebounds per game (4.1)
- Prior to USC, spent three seasons with Stanford, where she totaled 1,071 points and 601 rebounds in 104 games. Won the Katrina McClain Award and was named to the All-Pac-12 team for the 2023-24 season where she posted career-highs in points per game (19.4) and rebounds per game (11.0)

2025 SEASON HIGHLIGHTS:

- Scored the 6th most points by a Mystics rookie in her debut (14)
- Recorded her first career double-double with 17 points and 14 rebounds on 5/18 at CON
- Totaled 31 points and 18 rebounds through her first two career games, becoming the first rookie in Mystics history to start a season with at least 30 points and 15 rebounds
- Became the 7th rookie in WNBA history – and the first since Breanna Steward (2016)– to post 30 points and 30 rebounds across their first three games
- Recorded four consecutive double-doubles (5/18-5/25), the first Mystics rookie to accomplish this feat
- Is only the second rookie to total four double-doubles within their first five career games, following Natalie Williams (Utah Starzz), who did so in her first three-career games in 1999
- Was named Kia WNBA Rookie of the Month for games played in May
- Joined teammate Sonia Citron in scoring 10+ points in 10 consecutive games - the longest streak by teammates in WNBA history.
- Became the 13th rookie in WNBA history to post a 20+ point, 8+ rebound game on 80.0% or better shooting (6/3 at IND)
- She was the fastest rookie in Mystics history to total 100+ points and 80+ rebounds (8 games) and the quickest player to do so since Tina Charles in 2010
- Grabbed a season-high five offensive rebounds, the most by a Mystics rookie since Ariel Atkins in 2018 (5 vs Chicago, July 13, 2018)
- Recorded 10+ points, 5+ rebounds in nine consecutive games (ended: 6/15)



#3 Sika Koné

Forward • 6-3 • 13/7/02 • SPAR Gran Canaria (Spain)/Mali

2 Years Pro

SEASON	GP	GS	PPG	RPG	APG	SPG	BPG	MPG	FG%	3FG%	FT%
2025-26	7	0	1.9	2.4	0.6	0.00	0.00	8.1	.357	.000	1.000
	POINTS				REB	AST	BLK	STL			
	10+	20+	30+	10+	10+	3+	3+	DBL-DBL	TPL-DBL		
Career	4	1	--	1	--	--	--	--	--	--	--

RECENT GAMES													
OPPONENT	W/L	MIN	FG-A	3P-A	FT-A	OR	DR	TR	A	PF	ST	TO	PTS
6/20 at ATL	L												
6/17 at CHI	W												
6/15 vs. ATL	L	3:57	0-1	0-0	0-0	0	1	1	0	0	0	0	0
6/8 vs. CON	W	4:00	1-2	0-0	2-2	2	2	4	0	1	0	0	4
6/5 vs. NYL	L												

2024 SEASON HIGHLIGHTS:

- Appeared in 21 games off the bench for Minnesota and Washington
- Was acquired by Washington on August 20 from Minnesota
- Averaged 4.0 points and 2.0 rebounds...With Washington, averaged 8.6 points, 4.3 rebounds, 1.1 assists in 16.0 minutes per game
- Shot .433 with Washington and .571 from three-point range
- Scored in double figures in three gam es
- Totaled a career-best 20 points on 7-10 shooting on Aug. 19 vs. Indiana

2025 SEASON HIGHLIGHTS:

- Recorded four points and four assists on 6/8 vs. CON

	2025-26 HIGHS	CAREER HIGHS
PTS	4 2 times (vs. CON, 6/8/25)	20 vs. IND 9/19/24
FGM	2 at PHO 5/25/25	7 vs. IND 9/19/24
FGA	5 at GSV 5/21/25	12 at CHI 9/11/24
3FGM	--	2 2 times (@ PHO, 9/5/24)
3FGA	1 at GSV 5/21/25	3 at PHO 9/5/24
FTM	2 vs. CON 6/8/25	5 vs. IND 9/19/24
FTA	2 vs. CON 6/8/25	6 vs. IND 9/19/24
OREB	2 vs. CON 6/8/25	3 2 times (vs. SEA, 5/17/24)
DREB	4 at PHO 5/25/25	7 2 times (@ ATL, 9/13/24)
TREB	5 at PHO 5/25/25	10 vs. MIN 9/8/23
ASTS	2 at GSV 5/21/25	3 at CHI 9/11/24
STLS	--	2 vs. CON 8/31/24
BLKS	--	1 3 times (@ ATL, 9/13/24)
MINS	14 at GSV 5/21/25	24 vs. NYL 9/17/24





#5 Jade Melbourne

Guard • 5-10 • 18/8/02 • Cranberra Capitals/Australia

2 Years Pro

SEASON	GP	GS	PPG	RPG	APG	SPG	BPG	MPG	FG%	3FG%	FT%
2025-26	13	1	7.4	2.5	2.5	0.62	0.08	24.6	.430	.412	.467
	POINTS				REB	AST	BLK	STL			
	10+	20+	30+	10+	10+	3+	3+	DBL-DBL	TPL-DBL		
Career	11	1	--	--	--	--	--	2	--	--	--

RECENT GAMES														
OPPONENT	W/L	MIN	FG-A	3P-A	FT-A	OR	DR	TR	A	PF	ST	TO	BS	PTS
6/20 at ATL	L	26:17	1-4	0-1	1-2	1	1	2	5	5	0	1	0	3
6/17 at CHI	W	24:23	1-7	0-2	0-0	2	2	4	2	1	1	2	0	2
6/15 vs. ATL	L	22:36	3-5	2-3	0-1	0	0	0	1	0	0	2	0	8
6/8 vs. CON	W	15:10	2-5	1-3	0-3	0	1	1	2	1	1	1	0	5
6/5 vs. NYL	L	27:14	6-8	2-3	1-2	1	1	2	4	1	1	1	0	15

2024 SEASON HIGHLIGHTS:


- Appeared in 37 games off the bench for the Mystics
- Averaged career-highs in points (5.4), assists (1.6), rebounds (1.5), minutes (14.2), field goals (1.9), field goal attempts (4.5), and free-throw attempts (1.3) per game
- Scored 10+ points in six games...Scored a career-best 21 points on 8-12 shooting on June 9 at NYL
- Led the Mystics bench in scoring in five games this season

2025 SEASON HIGHLIGHTS:

- 5/16 vs. Atlanta marked her second career game with at least 10 points and 5 rebounds
- Scored 15 points off the bench on 5/18, marking the first time in her career she has scored 10+ points in back-to-back games
- First career start on 5/23 vs. LVA
- Has scored 10+ points in four games
- Recorded 3+ assists in five games

	2025-26 HIGHS	CAREER HIGHS
PTS	15 2 times (vs. NYL, 6/5/25)	21 at NYL 6/9/24
FGM	6 vs. NYL 6/5/25	8 at NYL 6/9/24
FGA	11 at LVA 5/23/25	12 at NYL 6/9/24
3FGM	3 at CON 5/18/25	3 2 times (@ CON, 5/18/25)
3FGA	5 2 times (@ PHO, 5/25/25)	6 at NYL 6/9/24
FTM	4 at LVA 5/23/25	5 vs. DAL 6/22/24
FTA	6 2 times (@ LVA, 5/23/25)	6 3 times (@ LVA, 5/23/25)
OREB	2 at CHI 6/17/25	2 3 times (@ CHI, 6/17/25)
DREB	7 at GSV 5/21/25	7 at GSV 5/21/25
TREB	7 at GSV 5/21/25	7 at GSV 5/21/25
ASTS	7 at GSV 5/21/25	7 at GSV 5/21/25
STLS	2 vs. ATL 5/16/25	4 2 times (vs. IND, 9/19/24)
BLKS	1 at CON 5/18/25	17 times (@ CON, 5/18/25)
MINS	35 at LVA 5/23/25	35 at LVA 5/23/25





#33 Lucy Olsen

Guard • 5-10 • 26/5/03 • Iowa/USA

Rookie

SEASON	GP	GS	PPG	RPG	APG	SPG	BPG	MPG	FG%	3FG%	FT%			
2025-26	11	0	2.5	1.0	0.7	0.09	0.09	8.4	.417	.417	.750			
	POINTS			REB	AST	BLK	STL							
	10+	20+	30+	10+	10+	3+	3+	DBL-DBL	TPL-DBL					
Career	--	--	--	--	--	--	--	--	--	--	--			
RECENT GAMES														
OPPONENT	W/L	MIN	FG-A	3P-A	FT-A	OR	DR	TR	A	PF	ST	TO	BS	PTS
6/20 at ATL	L													
6/17 at CHI	W	3:50	0-0	0-0	0-0	0	0	0	0	0	0	0	0	0
6/15 vs. ATL	L	4:38	1-2	0-1	0-0	0	1	1	0	0	0	1	0	2
6/8 vs. CON	W	10:56	1-1	1-1	2-2	0	1	1	3	2	0	0	0	5
6/5 vs. NYL	L	2:44	0-1	0-1	0-0	0	0	0	0	0	0	0	0	0

2024 SEASON HIGHLIGHTS:

- Transferred to Iowa for her senior season after three years at Villanova
- 2024 and 2025 honorable mention All-American, 2022 BIG EAST All-Rookie Team selection, twotime All-BIG EAST selection, and 2025 All-Big Ten First-Team selection
- Averaged 17.9 points, 3.6 rebounds, and 5.1 assists for the Hawkeyes during the 2024-25 season
- Became just the third Hawkeye since 2009 to record more than 10 or more assists in a game (joining Caitlin Clark, Sam Logic).
- Finished her collegiate career with 2,077 points, 524 rebounds, and 548 assists
- Scored 20+ points in 42 career games and led Iowa with 12 such games in 2025
- Joined Caitlin Clark as only the second Hawkeye since 2009 to record a 30+ point, 5+ rebound, 5+ assist game (32/6/7 at Nebraska on Feb. 10, 2025)
- Recorded a 12-point, 12-assist double-double in the NCAA Tournament First Round against Murray State, becoming the third Hawkeye since 2009 to have a 10+ assist double-double in an NCAA Tournament game

2025 SEASON HIGHLIGHTS:

- Had a career-best game on 6/8 vs. CON, recording five points and three assists

	2025-26 HIGHS	CAREER HIGHS
PTS	6 vs. IND 5/28/25	6 vs. IND 5/28/25
FGM	2 2 times (vs. IND, 5/28/25)	2 2 times (vs. IND, 5/28/25)
FGA	6 at LVA 5/23/25	6 at LVA 5/23/25
3FGM	2 vs. IND 5/28/25	2 vs. IND 5/28/25
3FGA	3 at GSV 5/21/25	3 at GSV 5/21/25
FTM	2 vs. CON 6/8/25	2 vs. CON 6/8/25
FTA	2 2 times (vs. CON, 6/8/25)	2 2 times (vs. CON, 6/8/25)
OREB	1 2 times (vs. NYL, 5/30/25)	1 2 times (vs. NYL, 5/30/25)
DREB	4 at LVA 5/23/25	4 at LVA 5/23/25
TREB	5 at LVA 5/23/25	5 at LVA 5/23/25
ASTS	3 vs. CON 6/8/25	3 vs. CON 6/8/25
STLS	1 vs. NYL 5/30/25	1 vs. NYL 5/30/25
BLKS	1 at GSV 5/21/25	1 at GSV 5/21/25
MINS	16 at LVA 5/23/25	16 at LVA 5/23/25



#1 Sug Sutton

Guard • 5-8 • 17/12/98 • Texas-Austin/USA

3 Years Pro

SEASON	GP	GS	PPG	RPG	APG	SPG	BPG	MPG	FG%	3FG%	FT%
2025-26	13	13	5.2	1.5	2.7	0.85	0.23	21.8	.410	.300	.692
	POINTS				REB	AST	BLK	STL			
	10+	20+	30+		10+	10+	3+	3+	DBL-DBL	TPL-DBL	
Career	20	2	--		1	2	--	3	1	1	

RECENT GAMES														
OPPONENT	W/L	MIN	FG-A	3P-A	FT-A	OR	DR	TR	A	PF	ST	TO	BS	PTS
6/20 at ATL	L	19:41	2-7	1-4	2-2	0	5	5	3	1	0	2	0	7
6/17 at CHI	W	19:40	2-3	2-3	1-2	0	0	0	6	1	2	0	0	7
6/15 vs. ATL	L	19:35	1-3	0-2	0-0	0	1	1	4	1	0	0	0	2
6/8 vs. CON	W	19:47	4-7	2-4	0-2	0	1	1	4	1	2	3	0	10
6/5 vs. NYL	L	16:33	1-4	0-3	0-0	0	2	2	0	2	0	2	1	2

2024 SEASON HIGHLIGHTS:

- Appeared in 29 games off the bench for Phoenix and Washington
- Was acquired by Washington on August 20
- Appeared in 22 games for the Mercury and In seven games for Washington, averaged 1.4 assists in 7.3 minutes per game
- Scored in double figures twice
- Scored a season-high 12 points on May 21, 2024
- Totaled three-plus assists in eight games.

2025 SEASON HIGHLIGHTS:

- On 5/30 vs. NYL, was a perfect from the field (2-2), three-point range (1-1), and free throw line (2-2)...Became the 11th player in Mystics history to shoot 100% from the field, three, and free-throw line in a game – and the first since Stefanie Dolson (Aug. 19, 2024)
- Scored 10 points (4-7 FG) and dished four assists on 6/8 vs. CON
- Recorded a season-high six assists on 6/17 at CHI
- Totaled seven points, five rebounds, and three assists on 6/20 at ATL

	2025-26 HIGHS	CAREER HIGHS
PTS	13 vs. ATL 5/16/25	21 vs. LVA 6/21/23
FGM	5 vs. ATL 5/16/25	9 vs. LVA 6/21/23
FGA	9 2 times (@ LVA, 5/23/25)	18 vs. LVA 9/8/23
3FGM	2 3 times (@ CHI, 6/17/25)	4 at LVA 9/10/23
3FGA	5 at LVA 5/23/25	7 at LVA 9/10/23
FTM	2 4 times (@ ATL, 6/20/25)	6 at DAL 6/9/23
FTA	3 vs. ATL 5/16/25	6 2 times (@ ATL, 8/29/23)
OREB	12 times (@ CON, 5/18/25)	2 at CON 8/31/23
DREB	5 at ATL 6/20/25	10 vs. LVA 9/8/23
TREB	5 at ATL 6/20/25	11 vs. LVA 9/8/23
ASTS	6 at CHI 6/17/25	11 vs. LVA 9/8/23
STLS	3 vs. ATL 5/16/25	3 3 times (vs. ATL, 5/16/25)
BLKS	1 3 times (vs. NYL, 6/5/25)	17 times (vs. NYL, 6/5/25)
MINS	33 at LVA 5/23/25	39 vs. LVA 9/8/23





#20 Brittney Sykes

Guard • 5-9 • 7/2/94 • Syracuse/USA

8 Years Pro

SEASON	GP	GS	PPG	RPG	APG	SPG	BPG	MPG	FG%	3FG%	FT%	2025-26 HIGHS		CAREER HIGHS
2025-26	12	12	20.6	4.3	4.8	1.25	0.42	32.8	.385	.429	.810	PTS	32 at CHI 6/17/25	35 vs. DAL 8/14/22
												FGM	13 at CHI 6/17/25	13 2 times (@ CHI, 6/17/25)
												FGA	24 at CHI 6/17/25	24 2 times (@ CHI, 6/17/25)
												3FGM	4 at CHI 6/17/25	5 2 times (vs. ATL, 9/8/23)
												3FGA	6 vs. ATL 5/16/25	13 vs. ATL 9/8/23
												FTM	14 vs. CON 6/8/25	14 vs. CON 6/8/25
												FTA	15 vs. CON 6/8/25	15 vs. CON 6/8/25
												OREB	2 2 times (@ CHI, 6/17/25)	5 vs. PHO 6/16/21
												DREB	7 vs. IND 5/28/25	9 6 times (vs. NYL, 5/14/24)
												TREB	9 vs. IND 5/28/25	11 at CHI 6/22/23
												ASTS	8 at ATL 6/20/25	10 vs. ATL 6/28/23
												STLS	3 2 times (@ CHI, 6/17/25)	7 vs. NYL 6/20/21
												BLKS	2 vs. IND 5/28/25	3 3 times (vs. CON, 8/22/23)
												MINS	37 vs. ATL 5/16/25	40 vs. ATL 8/17/21
RECENT GAMES														
OPPONENT	W/L	MIN	FG-A	3P-A	FT-A	OR	DR	TR	A	PF	ST	TO	BS	PTS
6/20 at ATL	L	35:40	5-10	1-1	10-11	0	5	5	8	3	2	5	1	21
6/17 at CHI	W	36:13	13-24	4-5	2-3	2	0	2	5	3	3	3	0	32
6/15 vs. ATL	L	25:55	2-10	0-0	5-6	0	5	5	3	3	1	4	0	9
6/8 vs. CON	W	28:30	6-12	2-4	14-15	0	3	3	6	0	0	2	0	28
6/5 vs. NYL	L	31:57	2-9	1-2	2-6	1	1	2	5	4	0	3	0	7
2024 SEASON HIGHLIGHTS:														
<ul style="list-style-type: none">• Saw action in 18 games (all starts) for Washington• Averaged 12.2 points, 4.1 rebounds, 3.1 assists, and 0.9 steals per game• Scored a season-high 28 points (12-20 FG) on Aug.23 vs. LA Sparks• Scored in double figures on 11 occasions• Scored 20+ points three times• Third consecutive year that she has averaged double figure scoring• Totaled one double-double on the seasons• Dished five-plus assists in five games• Was named to the 2024 FIBA 3x3 Women's AmeriCup Team that won a silver medal in San Juan, Puerto Rico• During the 2024-25 offseason, played for Rose in the inaugural season of Unrivaled (2025)...Won a championship with the team, beating the Vinyl 62-54...Averaged 11.6 points, 3.9 rebounds, 1.8 assists in 12 games														
2025 SEASON HIGHLIGHTS:														
<ul style="list-style-type: none">• On 5/16 vs. ATL, totaled 22 points and five assists...marked Sykes' ninth career game with 20+ points and 5+ assists...Her 22 points on 5/16 marked the most points she has scored in a season opener in her career• Recorded 27 points on 5/18 at CON, marking the first time in her career she has posted 20+ points and 5+ assists in back-to-back games (5/16/25 and 5/18/25)• Attempted 13 (5/16) and 12 (5/18) free throws during the first two games of the season - joining Chamique Holdsclaw (6/20/04-6/22/04) as the only players in Mystics history to attempt 12+ free throws in consecutive games• Is the first player since Yolanda Griffith (6/10/99-6/12/99) to attempt at least 25 free throws in the first two games of a WNBA season• Scored 20+ points in three consecutive games (5/16-5/21) and scored 30 points on 5/21, her fifth career 30+ point performance• Has totaled nine 20+ point games and two 30+ point outings• Her 55 made free throws through six games were the most in WNBA history over that span, breaking Cynthia Cooper's 1999 record of 50...Her 67 attempts were also the most by any player in league history through the first six game• Reached 3,000-career points on 5/30 vs. NYL• Attempted a career-best 15 free throw attempts on 6/8 vs. CON• Has recorded 5+ assists in seven games• Dished out 27 assists over her last five games (6/5-6/20), averaging 5.4 APG, tied for the second-best five-game stretch of her career (best: 5.6 APG, Aug. 4 -13, 2023).														



2025 REGULAR SEASON MYSTICS INDIVIDUAL SINGLE-GAME HIGHS				
Points	32	Brittney Sykes	at Sky	6/17
3-Pointers Made	4	Sonia Citron	at Aces	5/23
		Brittney Sykes	at Sky	6/17
Steals	3	Sug Sutton	vs. Dream	5/16
		Brittney Sykes	vs. Liberty	5/30
		Sonia Citron	at Sky	6/17
		Brittney Sykes	at Sky	6/17
		Shakira Austin	at Dream	6/20
Rebounds	14	KiKi Iriafen	at Sun	5/18
Freethrows Made	14	Brittney Sykes	vs. Sun	6/8
Defensive Rating	99.8	Sika Koné	at Sun	5/18
Offensive Rating	99.8	Aaliyah Edwards	vs. Liberty	6/5

2025 REGULAR SEASON OPPONENTS INDIVIDUAL SINGLE-GAME HIGHS				
Points	32	Allisha Gray	vs. Dream	6/15
3-Pointers Made	6	Allisha Gray	vs. Dream	5/16
		Allisha Gray	vs. Dream	6/15
Steals	4	Temi Fágbenlé	at Valkyries	5/21
		Kathryn Westbeld	at Mercury	5/25
Rebounds	18	Jonquel Jones	vs. Liberty	5/30
Freethrows Made	10	Breanna Stewart	vs. Liberty	6/5
Defensive Rating	99.6	Chelsea Gray	at Aces	5/23
Offensive Rating	99.8	A'ja Wilson	at Aces	5/23



	WASHINGTON MYSTICS		OPPONENTS	
Points	32	Brittney Sykes at CHI 06/17/2025	32	Allisha Gray vs. ATL 06/15/2025
Points in a Quarter	17	Brittney Sykes (3rd) vs. CON 06/08/2025	14	Veronica Burton (4th) at GSV 05/21/2025
Points in a Half	20	Brittney Sykes (2nd) at CHI 06/17/2025	19	Allisha Gray (1st) vs. ATL 06/15/2025
Field Goals	13	Shakira Austin at ATL 06/20/2025	10	Allisha Gray vs. ATL 06/15/2025
	13	Brittney Sykes at CHI 06/17/2025		
Field Goal Attempts	24	Brittney Sykes at CHI 06/17/2025	21	Marina Mabrey at CON 05/18/2025
Field Goal Percentage	1.000	Sug Sutton (2-2) vs. NYL 05/30/2025	1.000	Aliyah Boston (5-5) at IND 06/03/2025
	1.000	Sika Koné (2-2) at PHO 05/25/2025		
3-PT Field Goal	4	Brittney Sykes at CHI 06/17/2025	6	Allisha Gray vs. ATL 06/15/2025
	4	Sonia Citron at LVA 05/23/2025	6	Allisha Gray vs. ATL 05/16/2025
3-PT FG Attempts	7	Sonia Citron at ATL 06/20/2025	12	Rhyne Howard vs. ATL 05/16/2025
3-PT FG Percentage	1.000	Lucy Olsen (2-2) vs. IND 05/28/2025	1.000	Kennedy Burke (4-4) vs. NYL 06/05/2025
	1.000	Sonia Citron (2-2) vs. ATL 05/16/2025		
Free Throws	14	Brittney Sykes vs. CON 06/08/2025	10	Breanna Stewart vs. NYL 06/05/2025
Free Throw Attempts	15	Brittney Sykes vs. CON 06/08/2025	13	Breanna Stewart vs. NYL 06/05/2025
Free Throw Percentage	1.000	KiKi Iriafen (4-4) vs. NYL 05/30/2025	1.000	DeWanna Bonner (9-9) vs. IND 05/28/2025
Offensive Rebounds	6	KiKi Iriafen vs. NYL 06/05/2025	6	Kamilla Cardoso at CHI 06/17/2025
			6	Brionna Jones vs. ATL 05/16/2025
Defensive Rebounds	10	KiKi Iriafen at PHO 05/25/2025	15	Jonquel Jones vs. NYL 05/30/2025
	10	KiKi Iriafen at CON 05/18/2025		
Total Rebounds	14	KiKi Iriafen at CON 05/18/2025	18	Jonquel Jones vs. NYL 05/30/2025
Assists	8	Brittney Sykes at ATL 06/20/2025	8	Marina Mabrey vs. CON 06/08/2025
	8	Stefanie Dolson at LVA 05/23/2025	8	Lindsay Allen at CON 05/18/2025
Steals	3	Shakira Austin at ATL 06/20/2025	4	Kathryn Westbeld at PHO 05/25/2025
	3	Brittney Sykes at CHI 06/17/2025	4	Temi Fagbénlé at GSV 05/21/2025
	3	Sonia Citron at CHI 06/17/2025		
	3	Brittney Sykes vs. NYL 05/30/2025		
	3	Sug Sutton vs. ATL 05/16/2025		
Blocks	4	Shakira Austin at CHI 06/17/2025	4	Ariel Atkins at CHI 06/17/2025
Minutes	37:09	Brittney Sykes vs. ATL 05/16/2025	37:41	A'ja Wilson at LVA 05/23/2025
Points in Paint	24	Shakira Austin at ATL 06/20/2025	16	Kamilla Cardoso at CHI 06/17/2025
Second Chance Points	9	Shakira Austin at ATL 06/20/2025	9	Allisha Gray vs. ATL 05/16/2025
Fast Break Points	13	Brittney Sykes at CHI 06/17/2025	7	Jacy Sheldon vs. CON 06/08/2025

MYSTICS HIGHS	MYSTICS LOWS	CATEGORY	OPPONENTS HIGHS	OPPONENTS LOWS
104 vs. CON 06/08/2025	56 vs. ATL 06/15/2025	Points	92 at ATL 06/20/2025	67 vs. CON 06/08/2025
28 vs. CON 06/08/2025	11 at CHI 06/17/2025	Points/1st Qtr.	27 vs. NYL 05/30/2025	11 at GSV 05/21/2025
28 at CON 05/18/2025	7 at PHO 05/25/2025	Points/2nd Qtr.	32 vs. NYL 06/05/2025	15 vs. CON 06/08/2025
50 vs. CON 06/08/2025	22 at PHO 05/25/2025	Points/1st Half	49 vs. NYL 06/05/2025	31 at GSV 05/21/2025
30 vs. ATL 05/16/2025	10 vs. ATL 06/15/2025	Points/3rd Qtr.	31 at IND 06/03/2025	12 at CHI 06/17/2025
31 at ATL 06/20/2025	12 vs. ATL 06/15/2025	Points/4th Qtr.	29 at GSV 05/21/2025	13 vs. NYL 06/05/2025
54 vs. CON 06/08/2025	22 vs. ATL 06/15/2025	Points/2nd Half	47 at IND 06/03/2025	28 at CHI 06/17/2025
36 vs. CON 06/08/2025	18 vs. ATL 06/15/2025	Field Goals	31 (2) at ATL 06/20/2025	21 at PHO 05/25/2025
74 vs. NYL 05/30/2025	54 at PHO 05/25/2025	Field Goal Attempts	74 vs. ATL 05/16/2025	59 at IND 06/03/2025
571 vs. CON 06/08/2025	284 vs. NYL 05/30/2025	Field Goal Percentage	.508 at IND 06/03/2025	.319 at GSV 05/21/2025
10 at LVA 05/23/2025	1 at IND 06/03/2025	3-PT Field Goal	18 vs. ATL 06/15/2025	3 (2) at CHI 06/17/2025
24 at PHO 05/25/2025	10 at IND 06/03/2025	3-PT FG Attempts	42 vs. ATL 06/15/2025	10 at CHI 06/17/2025
500 (2) at LVA 05/23/2025	.100 at IND 06/03/2025	3-PT FG Percentage	.429 vs. ATL 06/15/2025	.189 at GSV 05/21/2025
26 vs. CON 06/08/2025	14 (2) at CHI 06/17/2025	Free Throws	24 (2) vs. NYL 06/05/2025	8 vs. CON 06/08/2025
37 vs. CON 06/08/2025	17 at LVA 05/23/2025	Free Throw Attempts	30 vs. NYL 06/05/2025	9 vs. CON 06/08/2025
944 vs. NYL 05/30/2025	.625 vs. NYL 06/05/2025	Free Throw Percentage	.950 at LVA 05/23/2025	.609 at IND 06/03/2025
12 (4) at CHI 06/17/2025	5 vs. ATL 05/16/2025	Offensive Rebounds	15 vs. ATL 05/16/2025	1 at IND 06/03/2025
36 at GSV 05/21/2025	20 at CHI 06/17/2025	Defensive Rebounds	37 vs. NYL 05/30/2025	16 vs. CON 06/08/2025
43 at GSV 05/21/2025	26 vs. ATL 05/16/2025	Total Rebounds	46 vs. NYL 05/30/2025	19 at IND 06/03/2025
25 at ATL 06/20/2025	12 (2) vs. ATL 06/15/2025	Assists	24 (2) vs. ATL 06/15/2025	15 (5) vs. NYL 06/05/2025
14 at CHI 06/17/2025	2 at LVA 05/23/2025	Steals	15 at PHO 05/25/2025	4 vs. ATL 05/16/2025
16 (13) at ATL 06/20/2025	16 (13) at ATL 06/20/2025	Team Fouls	14 (13) at CON 05/18/2025	14 (13) at CON 05/18/2025
32 at CON 05/18/2025	14 (2) vs. ATL 06/15/2025	Personal Fouls	29 vs. CON 06/08/2025	15 vs. NYL 05/30/2025
27 at PHO 05/25/2025	7 vs. ATL 05/16/2025	Turnovers	22 at CHI 06/17/2025	6 vs. ATL 06/15/2025
5 (3) at CHI 06/17/2025	0 vs. CON 06/08/2025	Blocks	8 vs. NYL 05/30/2025	1 at PHO 05/25/2025
56 vs. CON 06/08/2025	22 at PHO 05/25/2025	Points in Paint	50 at CHI 06/17/2025	18 at PHO 05/25/2025
19 at ATL 06/20/2025	3 (2) at CHI 06/17/2025	Second Chance Points	23 vs. ATL 05/16/2025	5 at PHO 05/25/2025
23 at CON 05/18/2025	0 (2) vs. NYL 06/05/2025	Fast Break Points	17 vs. CON 06/08/2025	0 vs. IND 05/28/2025
38 vs. CON 06/08/2025	2 vs. NYL 05/30/2025	Biggest Lead	35 vs. ATL 06/15/2025	0 vs. CON 06/08/2025
43 vs. CON 06/08/2025	4 at LVA 05/23/2025	Bench Points	32 vs. ATL 06/15/2025	9 at LVA 05/23/2025
40 at CHI 06/17/2025	3 vs. ATL 06/15/2025	Points Off Turnovers	20 at CON 05/18/2025	3 at CHI 06/17/2025



BY MYSTICS	AN INDIVIDUAL...	BY OPPONENT
32 PTS, Brittney Sykes: (WAS W, 79-72) @ Chicago, 06/17/25	Scored 30+ points	32 PTS, Allisha Gray: (WAS L, 56-89) vs. Atlanta, 06/15/25
* Never Has Happened *	Scored 40+ points	40 PTS, A'ja Wilson: (WAS L, 89-113) @ Las Vegas, 08/11/23
15 REB, Elizabeth Williams: (WAS W, 87-75) @ Indiana, 05/31/22	Had 15+ Rebounds	18 REB, Jonquel Jones: (WAS L, 63-85) vs. New York, 05/30/25
20 REB, Krystal Thomas: (WAS L, 74-76) @ Las Vegas, 08/04/17	Had 20+ Rebounds	22 REB, Jonquel Jones: (WAS L, 76-86) vs. Connecticut, 08/29/17
* Never Has Happened *	Had 10+ Offensive Rebounds	10 OREB, Sylvia Fowles: (WAS L, 85-89) @ Chicago, 07/10/13
15 AST, Natasha Cloud: (WAS L, 75-80) vs. Atlanta, 09/08/23	Had 15+ assists	15 AST, Courtney Vandersloot: (WAS W, 89-85 (OT)) @ Chicago, 07/10/21
5 BLK, Shakira Austin: (WAS L, 80-85) vs. New York, 05/14/24	Had 5+ Blocks	5 BLK, Azurá Stevens: (WAS L, 83-93) @ Chicago, 08/05/22
6 STL, Ariel Atkins: (WAS L, 68-70) @ Los Angeles, 05/21/24	Had 5+ Steals	5 STL, Caitlin Clark: (WAS W, 89-84) @ Indiana, 07/10/24
13 FGM, Shakira Austin: (WAS L, 91-92) @ Atlanta, 06/20/25	Made 10+ Field Goals	10 FGM, Allisha Gray: (WAS L, 56-89) vs. Atlanta, 06/15/25
* Never Has Happened *	Made 15+ Field Goals	17 FGM, A'ja Wilson: (WAS L, 89-113) @ Las Vegas, 08/11/23
* Never Has Happened *	Made 20+ Field Goals	* Never Has Happened *
7 3FGM, Kristi Toliver: (WAS W, 100-96) vs. Atlanta, 07/19/17	Made 7+ 3-Pointers	7 3FGM, Caitlin Clark: (WAS L, 83-85) vs. Indiana, 06/07/24
10 3FGM, Ariel Atkins: (WAS L, 73-76 (OT)) vs. Atlanta, 09/15/24	10+ 3-Pointer Attempts	11 3FGM, Rhyne Howard: (WAS L, 56-89) vs. Atlanta, 06/15/25
16 FTM, Monique Currie: (WAS W, 82-77) vs. Dallas, 07/25/14	Made 15+ Free Throws	15 FTM, Katie Douglas: (WAS L, 81-85) @ Indiana, 07/28/09
5 TO, Brittney Sykes: (WAS L, 91-92) @ Atlanta, 06/20/25	5+ Turnovers	7 TO/5 TO, Angel Reese/Hailey Van Lith: (WAS W, 79-72) @ Chicago, 06/17/25
11 FD, Brittney Sykes: (WAS W, 90-85) @ Connecticut, 05/18/25	10+ Fouls Drawn	10 FD, Breanna Stewart: (WAS L, 78-86) vs. New York, 06/05/25
10 FGM/10 FGM, Theresa Plaisance/Ariel Atkins: (WAS W, 96-93) vs. Atlanta, 06/17/21	Two Players with 10+ Field Goals Made	12 FGM/10 FGM, Jonquel Jones/Brionna Jones: (WAS L, 75-85) vs. Connecticut, 08/31/21
5 3FGM/5 3FGM, Leilani Mitchell/Tina Charles: (WAS W, 87-83) @ Seattle, 06/22/21	Two Players with 5+ 3-Pointers Made	5 3FGM/5 3FGM, Riquna Williams/Nneka Ogwumike: (WAS L, 81-98) @ Los Angeles, 07/07/19
* Never Has Happened *	Had a triple-double	14 PTS, 11 REB, 10 AST, Satou Sabally: (WAS L, 62-90) @ Dallas, 07/28/23



22 PTS, 24 REB, Chamique Holdsclaw: (WAS W, 74-70) @ Charlotte, 05/23/03	Had a 20/20 game	* Never Has Happened *
--	------------------	------------------------

3rd period, Karlie Samuelson: (WAS L, 71-87) vs. New York, 09/17/24	Had a four-point play	4th period, Kayla Thornton: (WAS L, 74-76) @ Golden State, 05/21/25
---	-----------------------	---

A TEAM...

* Never Has Happened *	Shot .600+ from the field	.617 (37-60), (WAS L, 69-101) @ Seattle, 05/25/24
------------------------	---------------------------	---

37 PTS, (WAS W, 104-67) vs. Connecticut, 06/08/25	Won by 20+ points	33 PTS, (WAS L, 56-89) vs. Atlanta, 06/15/25
---	-------------------	--

37 PTS, (WAS W, 104-67) vs. Connecticut, 06/08/25	Won by 30+ points	33 PTS, (WAS L, 56-89) vs. Atlanta, 06/15/25
---	-------------------	--

43 PTS, (WAS W, 102-59) vs. Connecticut, 06/29/19	Won by 40+ points	* Never Has Happened *
---	-------------------	------------------------

* Never Has Happened *	Won by 50+ points	* Never Has Happened *
------------------------	-------------------	------------------------

71 REB, (WAS W, 85-80) vs. Phoenix, 08/06/17	Had 60+ rebounds	65 REB, (WAS L, 72-89) @ Dallas, 07/02/23
--	------------------	---

* Never Has Happened *	Had 35+ assists	* Never Has Happened *
------------------------	-----------------	------------------------

30 AST, (WAS W, 101-72) vs. New York, 08/25/19	Had 30+ assists	31 AST, (WAS L, 77-98) @ Las Vegas, 07/04/24
--	-----------------	--

* Never Has Happened *	Made 50+ field goals	* Never Has Happened *
------------------------	----------------------	------------------------

* Never Has Happened *	Made 35+ free throws	* Never Has Happened *
------------------------	----------------------	------------------------

1st OT, (WAS W, 89-85 (OT)) @ Chicago, 07/10/21	Overtime Win	1st OT, (WAS L, 73-76 (OT)) vs. Atlanta, 09/15/24
---	--------------	---

* Never Has Happened *	Double-Overtime Win	* Never Has Happened *
------------------------	---------------------	------------------------

THE MYSTICS (SINGLE-SEASON)...

8/25/2019 — 9/19/2019 (8)	Won 5 straight	--
---------------------------	----------------	----

* Never Has Happened *	Won 10 straight	--
------------------------	-----------------	----

6/16/2023 — 7/11/2023 (5)	Won 5 straight at home	--
---------------------------	------------------------	----

7/21/2019 — 9/19/2019 (12)	Won 10 straight at home	--
----------------------------	-------------------------	----

* Never Has Happened *	Won 15 straight at home	--
------------------------	-------------------------	----

8/26/2024 — 9/13/2024 (6)	Won 5 straight on road	--
---------------------------	------------------------	----

* Never Has Happened *	Won 10 straight on road	--
------------------------	-------------------------	----

* Never Has Happened *	Won 15 straight on road	--
------------------------	-------------------------	----

7/14/2024 — 8/20/2024 (5)	Lost 5 straight	--
---------------------------	-----------------	----

5/4/2024 — 6/9/2024 (14)	Lost 10 straight	--
--------------------------	------------------	----

6/27/2024 — 8/20/2024 (6)	Lost 5 straight at home	--
---------------------------	-------------------------	----

5/4/2024 — 6/9/2024 (8)	Lost 5 straight on road	--
-------------------------	-------------------------	----



DATE	OPPONENT	FORWARD	FORWARD	CENTER	GUARD	GUARD	SCORE	W/L
May 16, 2025	vs. Atlanta	#22 Sonia Citron	#44 Kiki Iriafen	#31 Stefanie Dolson	#1 Sug Sutton	#20 Brittney Sykes	94-90	W
May 18, 2025	@ Connecticut	#22 Sonia Citron	#44 Kiki Iriafen	#31 Stefanie Dolson	#1 Sug Sutton	#20 Brittney Sykes	90-85	W
May 21, 2025	@ Golden State	#22 Sonia Citron	#44 Kiki Iriafen	#31 Stefanie Dolson	#1 Sug Sutton	#20 Brittney Sykes	76-74	L
May 23, 2025	@ Las Vegas	#5 Jade Melbourne	#44 Kiki Iriafen	#31 Stefanie Dolson	#1 Sug Sutton	#22 Sonia Citron	75-72	L
May 25, 2025	@ Phoenix	#22 Sonia Citron	#44 Kiki Iriafen	#31 Stefanie Dolson	#1 Sug Sutton	#20 Brittney Sykes	68-62	L
May 28, 2025	vs. Indiana	#22 Sonia Citron	#44 Kiki Iriafen	#31 Stefanie Dolson	#1 Sug Sutton	#20 Brittney Sykes	83-77	W
May 30, 2025	vs. New York	#22 Sonia Citron	#44 Kiki Iriafen	#31 Stefanie Dolson	#1 Sug Sutton	#20 Brittney Sykes	85-63	L
Jun 3, 2025	@ Indiana	#22 Sonia Citron	#44 Kiki Iriafen	#31 Stefanie Dolson	#20 Brittney Sykes	#1 Sug Sutton	85-76	L
Jun 5, 2025	vs. New York	#22 Sonia Citron	#44 Kiki Iriafen	#31 Stefanie Dolson	#1 Sug Sutton	#20 Brittney Sykes	86-78	L
Jun 8, 2025	vs. Connecticut	#22 Sonia Citron	#44 Kiki Iriafen	#31 Stefanie Dolson	#1 Sug Sutton	#20 Brittney Sykes	104-67	W
Jun 15, 2025	vs. Atlanta	#22 Sonia Citron	#44 Kiki Iriafen	#31 Stefanie Dolson	#1 Sug Sutton	#20 Brittney Sykes	89-56	L
Jun 17, 2025	@ Chicago	#22 Sonia Citron	#44 Kiki Iriafen	#0 Shakira Austin	#1 Sug Sutton	#20 Brittney Sykes	79-72	W
Jun 20, 2025	@ Atlanta	#22 Sonia Citron	#44 Kiki Iriafen	#0 Shakira Austin	#1 Sug Sutton	#20 Brittney Sykes	92-91	L
Jun 22, 2025	Dallas	--	--	--	--	--	--	--
Jun 24, 2025	Minnesota	--	--	--	--	--	--	--
Jun 26, 2025	at Las Vegas	--	--	--	--	--	--	--
Jun 28, 2025	at Dallas	--	--	--	--	--	--	--
Jul 3, 2025	at Minnesota	--	--	--	--	--	--	--
Jul 8, 2025	Chicago	--	--	--	--	--	--	--
Jul 10, 2025	Las Vegas	--	--	--	--	--	--	--
Jul 13, 2025	at Seattle	--	--	--	--	--	--	--
Jul 15, 2025	at Los Angeles	--	--	--	--	--	--	--
Jul 22, 2025	Los Angeles	--	--	--	--	--	--	--
Jul 26, 2025	Seattle	--	--	--	--	--	--	--
Jul 27, 2025	Phoenix	--	--	--	--	--	--	--
Jul 29, 2025	Chicago	--	--	--	--	--	--	--
Jul 31, 2025	Golden State	--	--	--	--	--	--	--
Aug 3, 2025	at Atlanta	--	--	--	--	--	--	--
Aug 5, 2025	at Chicago	--	--	--	--	--	--	--
Aug 8, 2025	at Minnesota	--	--	--	--	--	--	--
Aug 10, 2025	at Dallas	--	--	--	--	--	--	--
Aug 13, 2025	Golden State	--	--	--	--	--	--	--
Aug 15, 2025	at Indiana	--	--	--	--	--	--	--
Aug 17, 2025	Los Angeles	--	--	--	--	--	--	--
Aug 19, 2025	Connecticut	--	--	--	--	--	--	--
Aug 21, 2025	at Connecticut	--	--	--	--	--	--	--
Aug 23, 2025	Las Vegas	--	--	--	--	--	--	--
Aug 24, 2025	Seattle	--	--	--	--	--	--	--
Aug 28, 2025	at New York	--	--	--	--	--	--	--
Aug 30, 2025	at Golden State	--	--	--	--	--	--	--
Aug 31, 2025	at Los Angeles	--	--	--	--	--	--	--
Sep 4, 2025	Phoenix	--	--	--	--	--	--	--
Sep 7, 2025	Indiana	--	--	--	--	--	--	--
Sep 9, 2025	at New York	--	--	--	--	--	--	--





TEAM TREND	TTL	LAST GAME	TEAM TREND	TTL	LAST GAME
<4 Mystics w/ 10+ pts	1-6	@ ATL 6/20/25	Mystics shoot 50.0% or better	3-2	@ ATL 6/20/25
4+ Mystics w/ 10+ pts	4-2	vs. CON 6/8/25	Opp shoots 50.0% or better	0-1	@ IND 6/3/25
5+ Mystics w/ 10+ pts	2-0	vs. CON 6/8/25	Mystics shoot 45.0% or better	4-2	@ ATL 6/20/25
6+ Mystics w/ 10+ pts	1-0	vs. CON 6/8/25	Mystics shoot 44.0% or below	1-6	vs. ATL 6/15/25
7+ Mystics w/ 10+ pts	0-0		Mystics shoot 40.0% or below	0-5	vs. ATL 6/15/25
8+ Mystics w/ 10+ pts	0-0		Opp shoots 45.0% or better	1-2	@ ATL 6/20/25
Mystics no 20+ pt scorer	0-4	vs. ATL 6/15/25	Opp shoots 40.0% or below	2-3	vs. CON 6/8/25
Opp no 20+ pt scorer	2-2	@ ATL 6/20/25	Mystics w/10+ 3-pointers made	0-1	@ LVA 5/23/25
2+ Mystics w/20+ pt scorer	0-2	@ ATL 6/20/25	Opp w/10+ 3-pointers made	1-5	vs. ATL 6/15/25
2+ Opp w/20+ pt scorer	0-0		Mystics w/15+ 3-pointers made	0-0	
3+ Mystics w/20+ pt scorer	0-0		Opp w/15+ 3-pointers made	0-1	vs. ATL 6/15/25
3+ Opp w/20+ pt scorer	0-0		Mystics 3FG% 40.0% or better	2-1	@ CHI 6/17/25
Mystics w/30+ pt scorer	1-1	@ CHI 6/17/25	Opp 3FG% 40.0% or better	0-1	vs. ATL 6/15/25
Opp w/30+ pt scorer	0-1	vs. ATL 6/15/25	Mystics FT% 80.0 or better	0-3	vs. NYL 5/30/25
All 5 Starters w/10+ pts	0-0		Opp FT% 80.0 or better	3-5	@ ATL 6/20/25
Opp 5 Starters w/10+ pts	0-1	@ ATL 6/20/25	Mystics FT% below 70.0	1-2	@ CHI 6/17/25
2+ reserves w/10+ pts	1-0	vs. CON 6/8/25	Opp FT% below 70.0	2-2	@ CHI 6/17/25
Opp 2+ reserves w/10+ pts	0-1	vs. ATL 6/15/25	Mystics FTM >= Opp FTA	2-1	@ CHI 6/17/25
3+ reserves w/10+ pts	0-0		Opp FTM >= Mystics FTA	0-3	vs. NYL 6/5/25
Opp 3+ reserves w/10+ pts	0-0		Mystics FG% >= Opp FG%	4-5	@ ATL 6/20/25
Mystics <20 pts. in 1st qtr	3-6	@ CHI 6/17/25	Opp FG% >= Mystics FG%	1-2	@ CHI 6/17/25
Opp <20 pts. in 1st qtr	0-6	vs. ATL 6/15/25	Mystics w/30+ FTA	2-0	vs. CON 6/8/25
Mystics w/30+ pts in 1st qtr	0-0		Opp w/30+ FTA	0-1	vs. NYL 6/5/25
Opp w/30+ pts in 1st qtr	0-0		Mystics w/20+ asts	3-2	@ ATL 6/20/25
Mystics under 50 pts 1st half	4-8	@ ATL 6/20/25	Opp w/20+ asts	2-4	@ ATL 6/20/25
Opp under 50 pts 1st half	5-8	@ ATL 6/20/25	Mystics w/25+ asts	0-1	@ ATL 6/20/25
Mystics 50+ pts 1st half	1-0	vs. CON 6/8/25	Opp w/25+ asts	0-0	
Opp 50+ pts 1st half	0-0		Mystics w/30+ asts	0-0	
Mystics 60+ pts in 1st half	0-0		Opp w/30+ asts	0-0	
Opp 60+ pts in 1st half	0-0		Mystics asts >= Opp asts	2-5	@ ATL 6/20/25
Mystics lead by 10+ pts	2-1	vs. CON 6/8/25	Opp asts >= Mystics asts	1-3	vs. ATL 6/15/25
Opp leads by 10+ pts	3-6	@ ATL 6/20/25	Mystics w/12 or fewer TOs	1-1	vs. NYL 5/30/25
Games decided by 10+ points	1-2	vs. ATL 6/15/25	Opp w/12 or fewer TOs	1-6	@ ATL 6/20/25
Games decided by 4-9 points	4-3	@ CHI 6/17/25	Mystics w/20+ TOs	0-1	@ PHO 5/25/25
Games decided by 3 or less points	0-3	@ ATL 6/20/25	Opp w/20+ TOs	1-0	@ CHI 6/17/25
Both teams score 100+ pts	0-0		Mystics TO >= Opp TO	2-7	@ ATL 6/20/25
Both teams under 100 pts	4-8	@ ATL 6/20/25	Opp TO >= Mystics TO	3-1	@ CHI 6/17/25
Mystics score under 100 pts	4-8	@ ATL 6/20/25	Mystics w/50+ REB	1-2	vs. CON 6/8/25
Opp scores under 100 pts	5-8	@ ATL 6/20/25	Opp w/50+ REB	1-2	vs. NYL 5/30/25
Mystics score 100+ pts	1-0	vs. CON 6/8/25	Mystics REB >= Opp REB	3-6	@ ATL 6/20/25
Opp scores 100+ pts	0-0		Opp REB >= Mystics REB	2-1	@ CHI 6/17/25
Mystics score 110+ pts	0-0		Mystics w/10+ more REB than Opp	1-2	vs. CON 6/8/25
Opp scores 110+ pts	0-0		Opp w/10+ more REB than WAS	1-0	vs. ATL 5/16/25
Mystics tied or lead after the 3rd qtr	4-1	@ CHI 6/17/25	Mystics w/10+ stls	1-0	@ CHI 6/17/25
Mystics tied or lead at halftime	2-1	vs. CON 6/8/25	Opp w/10+ stls	1-3	@ CHI 6/17/25
Mystics tied or lead after 1st qtr	1-4	vs. CON 6/8/25	2+ Mystics w/double-double	0-0	
Mystics trailing after the 3rd qtr	1-7	@ ATL 6/20/25	2+ Opp w/double-double	1-0	@ CHI 6/17/25
Mystics trailing at halftime	3-7	@ ATL 6/20/25	3+ Mystics w/double-double	0-0	
Mystics trailing after 1st qtr	4-4	@ ATL 6/20/25	3+ Opp w/double-double	0-0	
1st game Back-to-Back	0-0		Mystics PITP >= Opp PITP	4-6	@ ATL 6/20/25
2nd game Back-to-Back	0-0		Opp PITP >= Mystics PITP	1-1	@ CHI 6/17/25
1st game after a win	1-4	@ ATL 6/20/25	Mystics 2CP >= Opp 2CP	2-5	@ ATL 6/20/25
1st game after a loss	3-4	@ CHI 6/17/25	Opp 2CP >= Mystics 2CP	3-3	@ CHI 6/17/25
On Monday	0-0		Mystics FB Pts >= Opp FB Pts	5-3	@ ATL 6/20/25
On Tuesday	1-1	@ CHI 6/17/25	Opp FB Pts >= Mystics FB Pts	0-5	vs. NYL 6/5/25
On Wednesday	1-1	vs. IND 5/28/25	+3 Blocks	4-4	@ ATL 6/20/25
On Thursday	0-1	vs. NYL 6/5/25	+5 Blocks	2-1	@ CHI 6/17/25
On Friday	1-3	@ ATL 6/20/25			
On Saturday	0-0				
On Sunday	2-2	vs. ATL 6/15/25			
May	3-4	vs. NYL 5/30/25			
June	2-4	@ ATL 6/20/25			



MYSTICS RECORD WHEN...	OVERALL	HOME	ROAD	NUMBER OF TIMES										
				RECORDING	POINTS			REB			AST	BLK	STL	
					10+	20+	30+	10+	10+	3+	3+	DD	TD	
Outrebounding opponent	3-6	2-1	1-5	Georgia Amoore	--	--	--	--	--	--	--	--	--	
Outrebounded by opponent	2-1	1-1	1-0	Shakira Austin	4	1	--	2	--	1	1	1	--	
Tied in Rebounding	0-1	0-1	0-0	Sonia Citron	13	--	--	--	--	--	1	--	--	
				Stefanie Dolson	--	--	--	--	--	--	--	--	--	
				Aaliyah Edwards	1	--	--	--	--	--	--	--	--	
Shooting better than opponent	4-6	3-1	1-5	Emily Engstler	--	--	--	--	--	--	--	--	--	
Shooting worse than opponent	1-2	0-2	1-0	KiKi Iriafen	10	1	--	4	--	--	--	4	--	
Shooting same than opponent	0-0	0-0	0-0	Sika Koné	--	--	--	--	--	--	--	--	--	
				Jade Melbourne	4	--	--	--	--	--	--	--	--	
More FTM than opponent	3-3	2-1	1-2	Lucy Olsen	--	--	--	--	--	--	--	--	--	
Less FTM than opponent	2-4	1-1	1-3	Sug Sutton	3	--	--	--	--	--	1	--	--	
Same FTM than opponent	0-1	0-1	0-0	Brittney Sykes	10	9	2	--	--	--	2	--	--	
				NUMBER OF TIMES LEADING TEAM IN... (INCLUDES TIES)										
					PTS	REB	AST	BLK	STL	MIN				
More turnovers than opponent	2-7	1-2	1-5	Georgia Amoore	--	--	--	1	--	--				
Less turnovers than opponent	3-1	2-1	1-0	Shakira Austin	1	3	--	5	4	--				
Same turnovers than opponent	0-0	0-0	0-0	Sonia Citron	3	1	--	4	7	7				
				Stefanie Dolson	--	--	1	4	2	--				
Bench outscores opponent	3-2	2-0	1-2	Aaliyah Edwards	--	--	--	1	1	--				
bench				Emily Engstler	--	2	--	3	2	--				
Opponent bench outscores WAS	1-5	0-2	1-3	KiKi Iriafen	2	7	--	2	--	--				
Bench scoring equal	1-1	1-1	0-0	Sika Koné	--	--	--	1	--	--				
				Jade Melbourne	--	1	2	2	4	--				
Scoring less than 80 points	1-7	0-3	1-4	Lucy Olsen	--	--	--	2	--	--				
Scoring between 80-89 points	1-0	1-0	0-0	Sug Sutton	--	--	3	2	4	--				
Scoring between 90-99 points	2-1	1-0	1-1	Brittney Sykes	8	1	8	3	6	6				
Scoring between 100-109	1-0	1-0	0-0											
Scoring 110 or more points	0-0	0-0	0-0											
Opponent scores less than 80	3-3	2-0	1-3											
Opponent scores between 80-89	1-4	0-3	1-1											
Opponent scores between 90-99	1-1	1-0	0-1											
Opponent scores between 100-109	0-0	0-0	0-0											
Opponent scores 110 or more	0-0	0-0	0-0											

STARTING LINEUPS							
LAST USED	GAME	FORWARD	FORWARD	CENTER	GUARD	GUARD	RECORD
5/23	at Aces	Jade Melbourne	KiKi Iriafen	Stefanie Dolson	Sonia Citron	Sug Sutton	0-1
6/15	vs. Dream	Sonia Citron	KiKi Iriafen	Stefanie Dolson	Brittney Sykes	Sug Sutton	4-6
6/20	at Dream	Sonia Citron	KiKi Iriafen	Shakira Austin	Brittney Sykes	Sug Sutton	1-1

GAMES MISSED DUE TO INJURIES/SUSPENSIONS			
NAME	INJURY/ILLNESS	DATES OUT	GAMES MISSED
Georgia Amoore	ACL Injury	5/16; 5/21; 5/30; 6/15 through 6/17/25	5
	ACL	5/18; 5/23 through 5/25/25; 6/5 through 6/8/25; 6/20	6
	R. ACL	5/28	1
Shakira Austin	Right Leg	5/16	1
	Concussion Protocol	5/23	1
Aaliyah Edwards	Low Back Contusion	5/16	1
	Back	5/18	1
	Lower Back Contusion	5/21 through 5/23/25	2
Brittney Sykes	Right Lower Leg	5/23	1
TOTAL GAMES MISSED			19







			MYSTICS										OPPONENTS									
DATE	OPPONENT	W/L	BENCH PTS	AVG	INTHE PAINT	AVG	SECOND CHANCE	AVG	FAST BREAK	AVG	POINTS OFFTO	AVG	BENCH PTS	AVG	INTHE PAINT	AVG	SECOND CHANCE	AVG	FAST BREAK	AVG	POINTS OFFTO	AVG
5/16	Atlanta	W	20	20.0	36	36.0	8	8.0	8	8.0	20	20.0	13	13.0	34	34.0	23	23.0	5	5.0	4	4.0
5/18	at Connecticut	W	22	21.0	46	41.0	7	7.5	23	15.5	21	20.5	16	14.5	44	39.0	9	16.0	4	4.5	20	12.0
5/21	at Golden State	L	20	20.7	32	38.0	14	9.7	9	13.3	7	16.0	18	15.7	28	35.3	9	13.7	10	6.3	17	13.7
5/23	at Las Vegas	L	4	16.5	24	34.5	6	8.8	0	10.0	8	14.0	9	14.0	24	32.5	14	13.8	10	7.3	17	14.5
5/25	at Phoenix	L	25	18.2	22	32.0	18	10.6	7	9.4	10	13.2	21	15.4	18	29.6	5	12.0	8	7.4	14	14.4
5/28	Indiana	W	29	20.0	48	34.7	17	11.7	11	9.7	10	12.7	29	17.7	32	30.0	11	11.8	0	6.2	14	14.3
5/30	New York	L	12	18.9	26	33.4	8	11.1	16	10.6	12	12.6	21	18.1	32	30.3	10	11.6	10	6.7	15	14.4
6/3	at Indiana	L	21	19.1	48	35.3	9	10.9	2	9.5	16	13.0	24	18.9	34	30.8	7	11.0	5	6.5	19	15.0
6/5	New York	L	31	20.4	46	36.4	12	11.0	0	8.4	9	12.6	31	20.2	24	30.0	8	10.7	9	6.8	14	14.9
6/8	Connecticut	W	43	22.7	56	38.4	12	11.1	21	9.7	18	13.1	27	20.9	24	29.4	9	10.5	17	7.8	18	15.2
6/15	Atlanta	L	26	23.0	26	37.3	3	10.4	12	9.9	3	12.2	32	21.9	22	28.7	6	10.1	9	7.9	13	15.0
6/17	at Chicago	W	10	21.9	34	37.0	3	9.8	20	10.8	40	14.5	17	21.5	50	30.5	8	9.9	8	7.9	3	14.0
6/20	at Atlanta	L	9	20.9	52	38.2	19	10.5	13	10.9	15	14.5	26	21.8	40	31.2	9	9.8	10	8.1	15	14.1
6/22	Dallas	--	--	--	--	--	--	--	--	--	--	--	--	--	--	--	--	--	--	--	--	--
6/24	Minnesota	--	--	--	--	--	--	--	--	--	--	--	--	--	--	--	--	--	--	--	--	--
6/26	at Las Vegas	--	--	--	--	--	--	--	--	--	--	--	--	--	--	--	--	--	--	--	--	--
6/28	at Dallas	--	--	--	--	--	--	--	--	--	--	--	--	--	--	--	--	--	--	--	--	--
7/3	at Minnesota	--	--	--	--	--	--	--	--	--	--	--	--	--	--	--	--	--	--	--	--	--
7/8	Chicago	--	--	--	--	--	--	--	--	--	--	--	--	--	--	--	--	--	--	--	--	--
7/10	Las Vegas	--	--	--	--	--	--	--	--	--	--	--	--	--	--	--	--	--	--	--	--	--
7/13	at Seattle	--	--	--	--	--	--	--	--	--	--	--	--	--	--	--	--	--	--	--	--	--
7/15	at Los Angeles	--	--	--	--	--	--	--	--	--	--	--	--	--	--	--	--	--	--	--	--	--
7/22	Los Angeles	--	--	--	--	--	--	--	--	--	--	--	--	--	--	--	--	--	--	--	--	--
7/26	Seattle	--	--	--	--	--	--	--	--	--	--	--	--	--	--	--	--	--	--	--	--	--
7/27	Phoenix	--	--	--	--	--	--	--	--	--	--	--	--	--	--	--	--	--	--	--	--	--
7/29	Chicago	--	--	--	--	--	--	--	--	--	--	--	--	--	--	--	--	--	--	--	--	--
7/31	Golden State	--	--	--	--	--	--	--	--	--	--	--	--	--	--	--	--	--	--	--	--	--
8/3	at Atlanta	--	--	--	--	--	--	--	--	--	--	--	--	--	--	--	--	--	--	--	--	--
8/5	at Chicago	--	--	--	--	--	--	--	--	--	--	--	--	--	--	--	--	--	--	--	--	--
8/8	at Minnesota	--	--	--	--	--	--	--	--	--	--	--	--	--	--	--	--	--	--	--	--	--
8/10	at Dallas	--	--	--	--	--	--	--	--	--	--	--	--	--	--	--	--	--	--	--	--	--
8/13	Golden State	--	--	--	--	--	--	--	--	--	--	--	--	--	--	--	--	--	--	--	--	--
8/15	at Indiana	--	--	--	--	--	--	--	--	--	--	--	--	--	--	--	--	--	--	--	--	--
8/17	Los Angeles	--	--	--	--	--	--	--	--	--	--	--	--	--	--	--	--	--	--	--	--	--
8/19	Connecticut	--	--	--	--	--	--	--	--	--	--	--	--	--	--	--	--	--	--	--	--	--
8/21	at Connecticut	--	--	--	--	--	--	--	--	--	--	--	--	--	--	--	--	--	--	--	--	--
8/23	Las Vegas	--	--	--	--	--	--	--	--	--	--	--	--	--	--	--	--	--	--	--	--	--
8/24	Seattle	--	--	--	--	--	--	--	--	--	--	--	--	--	--	--	--	--	--	--	--	--
8/28	at New York	--	--	--	--	--	--	--	--	--	--	--	--	--	--	--	--	--	--	--	--	--
8/30	at Golden State	--	--	--	--	--	--	--	--	--	--	--	--	--	--	--	--	--	--	--	--	--
8/31	at Los Angeles	--	--	--	--	--	--	--	--	--	--	--	--	--	--	--	--	--	--	--	--	--
9/4	Phoenix	--	--	--	--	--	--	--	--	--	--	--	--	--	--	--	--	--	--	--	--	--
9/7	Indiana	--	--	--	--	--	--	--	--	--	--	--	--	--	--	--	--	--	--	--	--	--
9/9	at New York	--	--	--	--	--	--	--	--	--	--	--	--	--	--	--	--	--	--	--	--	--
	2025-26 TOTALS	5-8	272	20.9	496	38.2	136	10.5	142	10.9	189	14.5	284	21.8	406	31.2	128	9.8	105	8.1	183	14.1





				MYSTICS								OPPONENTS								
DATE	OPPONENT	OVERALL REC	W/L	1ST	2ND	1ST HALF	3RD	4TH	2ND HALF	BIGGEST LEAD	TOTAL	1ST	2ND	1ST HALF	3RD	4TH	2ND HALF	BIGGEST LEAD	TOTAL	POINT DIFF.
5/16	Atlanta	1-0	W	20	21	41	30	23	53	8	94	24	21	45	25	20	45	12	90	4
5/18	at Connecticut	2-0	W	13	28	41	19	30	49	5	90	23	23	46	19	20	39	15	85	5
5/21	at Golden State	2-1	L	14	16	30	16	28	44	9	74	11	20	31	16	29	45	7	76	-2
5/23	at Las Vegas	2-2	L	18	24	42	17	13	30	12	72	16	17	33	17	25	42	3	75	-3
5/25	at Phoenix	2-3	L	15	7	22	22	18	40	6	62	13	19	32	14	22	36	13	68	-6
5/28	Indiana	3-3	W	19	25	44	16	23	39	12	83	23	17	40	13	24	37	6	77	6
5/30	New York	3-4	L	17	15	32	16	15	31	2	63	27	17	44	22	19	41	22	85	-22
6/3	at Indiana	3-5	L	18	16	34	21	21	42	5	76	19	19	38	31	16	47	16	85	-9
6/5	New York	3-6	L	22	12	34	23	21	44	6	78	17	32	49	24	13	37	16	86	-8
6/8	Connecticut	4-6	W	28	22	50	28	26	54	38	104	21	15	36	17	14	31	0	67	37
6/15	Atlanta	4-7	L	13	21	34	10	12	22	5	56	16	29	45	23	21	44	35	89	-33
6/17	at Chicago	5-7	W	11	21	32	24	23	47	7	79	26	18	44	12	16	28	16	72	7
6/20	at Atlanta	5-8	L	22	16	38	22	31	53	7	91	24	23	47	25	20	45	16	92	-1
6/22	Dallas	--		--	--	--	--	--	--	--	--	--	--	--	--	--	--	--	--	--
6/24	Minnesota	--		--	--	--	--	--	--	--	--	--	--	--	--	--	--	--	--	--
6/26	at Las Vegas	--		--	--	--	--	--	--	--	--	--	--	--	--	--	--	--	--	--
6/28	at Dallas	--		--	--	--	--	--	--	--	--	--	--	--	--	--	--	--	--	--
7/3	at Minnesota	--		--	--	--	--	--	--	--	--	--	--	--	--	--	--	--	--	--
7/8	Chicago	--		--	--	--	--	--	--	--	--	--	--	--	--	--	--	--	--	--
7/10	Las Vegas	--		--	--	--	--	--	--	--	--	--	--	--	--	--	--	--	--	--
7/13	at Seattle	--		--	--	--	--	--	--	--	--	--	--	--	--	--	--	--	--	--
7/15	at Los Angeles	--		--	--	--	--	--	--	--	--	--	--	--	--	--	--	--	--	--
7/22	Los Angeles	--		--	--	--	--	--	--	--	--	--	--	--	--	--	--	--	--	--
7/26	Seattle	--		--	--	--	--	--	--	--	--	--	--	--	--	--	--	--	--	--
7/27	Phoenix	--		--	--	--	--	--	--	--	--	--	--	--	--	--	--	--	--	--
7/29	Chicago	--		--	--	--	--	--	--	--	--	--	--	--	--	--	--	--	--	--
7/31	Golden State	--		--	--	--	--	--	--	--	--	--	--	--	--	--	--	--	--	--
8/3	at Atlanta	--		--	--	--	--	--	--	--	--	--	--	--	--	--	--	--	--	--
8/5	at Chicago	--		--	--	--	--	--	--	--	--	--	--	--	--	--	--	--	--	--
8/8	at Minnesota	--		--	--	--	--	--	--	--	--	--	--	--	--	--	--	--	--	--
8/10	at Dallas	--		--	--	--	--	--	--	--	--	--	--	--	--	--	--	--	--	--
8/13	Golden State	--		--	--	--	--	--	--	--	--	--	--	--	--	--	--	--	--	--
8/15	at Indiana	--		--	--	--	--	--	--	--	--	--	--	--	--	--	--	--	--	--
8/17	Los Angeles	--		--	--	--	--	--	--	--	--	--	--	--	--	--	--	--	--	--
8/19	Connecticut	--		--	--	--	--	--	--	--	--	--	--	--	--	--	--	--	--	--
8/21	at Connecticut	--		--	--	--	--	--	--	--	--	--	--	--	--	--	--	--	--	--
8/23	Las Vegas	--		--	--	--	--	--	--	--	--	--	--	--	--	--	--	--	--	--
8/24	Seattle	--		--	--	--	--	--	--	--	--	--	--	--	--	--	--	--	--	--
8/28	at New York	--		--	--	--	--	--	--	--	--	--	--	--	--	--	--	--	--	--
8/30	at Golden State	--		--	--	--	--	--	--	--	--	--	--	--	--	--	--	--	--	--
8/31	at Los Angeles	--		--	--	--	--	--	--	--	--	--	--	--	--	--	--	--	--	--
9/4	Phoenix	--		--	--	--	--	--	--	--	--	--	--	--	--	--	--	--	--	--
9/7	Indiana	--		--	--	--	--	--	--	--	--	--	--	--	--	--	--	--	--	--
9/9	at New York	--		--	--	--	--	--	--	--	--	--	--	--	--	--	--	--	--	--
	2025-26 TOTALS	5-8	--	230	244	474	264	284	548	--	1,022	260	270	530	258	259	517	--	1,047	-25
	AVG/GAME	--	--	17.7	18.8	36.5	20.3	21.8	42.2	9.4	78.6	20.0	20.8	40.8	19.8	19.9	39.8	13.6	80.5	-1.9



PLAYER	MIN	FG	ATT	3FG	ATT	FT	FTA	OR	DR	TOT	AST	PF	PFD	STL	TO	BLK	PTS
Shakira Austin	32	13C	17C	--	2C	4	5(2)	4C	8	11	4C	5	4(2)	3C	5	4	28C
	Jun. 20 at ATL	Jun. 20 at ATL	Jun. 20 at ATL		Jun. 5 vs. NYL	Jun. 8 vs. CON	Jun. 8 vs. CON	Jun. 20 at ATL	Jun. 5 vs. NYL	Jun. 5 vs. NYL	Jun. 5 vs. NYL	Jun. 20 at ATL	Jun. 20 at ATL	Jun. 20 at ATL	May. 21 at GSV	Jun. 17 at CHI	Jun. 20 at ATL
Sonia Citron	37C	7C	14C	4C	7C	6C	7C	1C(4)	8C(2)	9C	4C(2)	5C	5C(5)	3C	6C	1C(4)	19C(2)
	Jun. 20 at ATL	Jun. 20 at ATL	Jun. 20 at ATL	May. 23 at LVA	Jun. 20 at ATL	Jun. 15 vs. ATL	Jun. 15 vs. ATL	Jun. 17 at CHI	Jun. 17 at CHI	Jun. 17 at CHI	Jun. 8 vs. CON	May. 25 at PHO	Jun. 17 at CHI	Jun. 17 at CHI	May. 25 at PHO	Jun. 3 at IND	May. 23 at LVA
Stefanie Dolson	29	4	7	2(2)	4	2	2	2	5	6	8	4(5)	2	1(6)	3(3)	2(2)	8(2)
	May. 23 at LVA	Jun. 5 vs. NYL	May. 23 at LVA	May. 23 at LVA	May. 25 at PHO	Jun. 17 at CHI	Jun. 17 at CHI	May. 21 at GSV	May. 23 at LVA	May. 23 at LVA	May. 23 at LVA	Jun. 15 vs. ATL	May. 21 at GSV	Jun. 17 at CHI	Jun. 5 vs. NYL	May. 23 at LVA	Jun. 5 vs. NYL
Aaliyah Edwards	20	5	8	--	1C(4)	3(2)	5	5C	5(2)	7(2)	1(6)	4	4(2)	1(6)	4	1	13
	Jun. 8 vs. CON	Jun. 8 vs. CON	Jun. 8 vs. CON		Jun. 15 vs. ATL	Jun. 15 vs. ATL	Jun. 8 vs. CON	Jun. 8 vs. CON	May. 30 vs. NYL	Jun. 8 vs. CON	Jun. 17 at CHI	May. 28 vs. IND	Jun. 15 vs. ATL	Jun. 20 at ATL	May. 28 vs. IND	Jun. 17 at CHI	Jun. 8 vs. CON
Emily Engstler	18	2(4)	6	1(4)	3	2	2(4)	3(2)	7C	9	4	4	2	1(7)	2(4)	1(6)	6
	Jun. 8 vs. CON	Jun. 5 vs. NYL	May. 25 at PHO	May. 28 vs. IND	May. 25 at PHO	May. 30 vs. NYL	Jun. 20 at ATL	Jun. 3 at IND	Jun. 8 vs. CON	Jun. 8 vs. CON	May. 28 vs. IND	May. 25 at PHO	Jun. 8 vs. CON	Jun. 20 at ATL	Jun. 20 at ATL	Jun. 20 at ATL	May. 25 at PHO
KiKi Iriafen	35C	9C	14C(2)	--	2C	6C	8C	6C	10C(2)	14C	2C(6)	6C	6C	2C	7C	1C	20C
	May. 23 at LVA	Jun. 3 at IND	May. 30 vs. NYL		Jun. 15 vs. ATL	May. 16 vs. ATL	May. 16 vs. ATL	Jun. 5 vs. NYL	May. 25 at PHO	May. 18 at CON	Jun. 20 at ATL	May. 16 vs. ATL	May. 23 at LVA	May. 30 vs. NYL	May. 25 at PHO	May. 18 at CON	Jun. 3 at IND
Sika Koné	14	2	5	--	1	2	2	2	4	5	2	4	2(2)	--	2(2)	--	4(2)
	May. 21 at GSV	May. 25 at PHO	May. 21 at GSV		May. 21 at GSV	Jun. 8 vs. CON	Jun. 8 vs. CON	Jun. 8 vs. CON	May. 25 at PHO	May. 25 at PHO	May. 21 at GSV	May. 23 at LVA	Jun. 8 vs. CON		May. 21 at GSV		Jun. 8 vs. CON
Jade Melbourne	35C	6	11	3C	5(2)	4	6C(2)	2C	7C	7C	7C	5C(3)	5C(2)	2	5C	1C	15(2)
	May. 23 at LVA	Jun. 5 vs. NYL	May. 23 at LVA	May. 18 at CON	May. 25 at PHO	May. 23 at LVA	May. 23 at LVA	Jun. 17 at CHI	May. 21 at GSV	May. 21 at GSV	May. 21 at GSV	Jun. 20 at ATL	Jun. 3 at IND	May. 16 vs. ATL	May. 21 at GSV	May. 18 at CON	Jun. 5 vs. NYL
Lucy Olsen	16C	2C(2)	6C	2C	3C	2C	2C(2)	1C(2)	4C	5C	3C	3C	1C(4)	1C	3C	1C	6C
	May. 23 at LVA	May. 28 vs. IND	May. 23 at LVA	May. 28 vs. IND	May. 21 at GSV	Jun. 8 vs. CON	Jun. 8 vs. CON	May. 30 vs. NYL	May. 23 at LVA	May. 23 at LVA	Jun. 8 vs. CON	May. 23 at LVA	Jun. 8 vs. CON	May. 30 vs. NYL	May. 23 at LVA	May. 21 at GSV	May. 28 vs. IND
Sug Sutton	33	5	9(2)	2(3)	5	2(4)	3	1(2)	5	5	6	2(4)	3	3C	3(2)	1C(3)	13
	May. 23 at LVA	May. 16 vs. ATL	May. 23 at LVA	Jun. 17 at CHI	May. 23 at LVA	Jun. 20 at ATL	May. 16 vs. ATL	May. 18 at CON	Jun. 20 at ATL	Jun. 20 at ATL	Jun. 17 at CHI	Jun. 5 vs. NYL	Jun. 8 vs. CON	May. 16 vs. ATL	Jun. 8 vs. CON	Jun. 5 vs. NYL	May. 16 vs. ATL
Brittney Sykes	37	13C	24C	4	6	14C	15C	2(2)	7	9	8	6C	11C	3(2)	7	2	32
	May. 16 vs. ATL	Jun. 17 at CHI	Jun. 17 at CHI	Jun. 17 at CHI	May. 16 vs. ATL	Jun. 8 vs. CON	Jun. 8 vs. CON	Jun. 17 at CHI	May. 28 vs. IND	May. 28 vs. IND	Jun. 20 at ATL	May. 18 at CON	May. 18 at CON	Jun. 17 at CHI	May. 28 vs. IND	May. 28 vs. IND	Jun. 17 at CHI
Mystics High Games	200.0(13)	36	74	10	24	26	37	12(4)	36	54	25	32	29	14	27	5(3)	104
	Jun. 20 at ATL	Jun. 8 vs. CON	May. 30 vs. NYL	May. 23 at LVA	May. 25 at PHO	Jun. 8 vs. CON	Jun. 8 vs. CON	Jun. 17 at CHI	May. 21 at GSV	Jun. 8 vs. CON	Jun. 20 at ATL	May. 18 at CON	Jun. 8 vs. CON	Jun. 17 at CHI	May. 25 at PHO	Jun. 17 at CHI	Jun. 8 vs. CON
Mystics Low Games	200.0(13)	18	54	1	10	14(2)	17	5	20	38(2)	12(2)	14(2)	15	2	7	1(2)	56
	Jun. 20 at ATL	Jun. 15 vs. ATL	May. 25 at PHO	Jun. 3 at IND	Jun. 3 at IND	Jun. 17 at CHI	May. 23 at LVA	May. 16 vs. ATL	Jun. 17 at CHI	Jun. 20 at ATL	Jun. 15 vs. ATL	Jun. 15 vs. ATL	May. 30 vs. NYL	May. 23 at LVA	May. 16 vs. ATL	May. 30 vs. NYL	Jun. 15 vs. ATL
Opponents High Games	200.0(13)	31(2)	74	18	42	24(2)	30	15	37	51	24(2)	29	32	15	22	8	92
	Jun. 20 at ATL	Jun. 20 at ATL	May. 16 vs. ATL	Jun. 15 vs. ATL	Jun. 15 vs. ATL	Jun. 5 vs. NYL	Jun. 5 vs. NYL	May. 16 vs. ATL	May. 30 vs. NYL	May. 16 vs. ATL	Jun. 15 vs. ATL	Jun. 8 vs. CON	May. 18 at CON	May. 25 at PHO	Jun. 17 at CHI	May. 30 vs. NYL	Jun. 20 at ATL
Opponents Low Games	200.0(13)	21	59	3(2)	10	8	9	1	16	25	15(5)	15	14(2)	4	6	1	67
	Jun. 20 at ATL	May. 25 at PHO	Jun. 3 at IND	Jun. 17 at CHI	Jun. 17 at CHI	Jun. 8 vs. CON	Jun. 8 vs. CON	Jun. 3 at IND	Jun. 8 vs. CON	Jun. 8 vs. CON	Jun. 5 vs. NYL	May. 30 vs. NYL	Jun. 15 vs. ATL	May. 16 vs. ATL	Jun. 15 vs. ATL	May. 25 at PHO	Jun. 8 vs. CON

"C" INDICATES A NEW CAREER-HIGH, "T" A TIED CAREER-HIGH.
NUMBERS IN PARENTHESES INDICATE THE NUMBER OF GAMES IN WHICH A PLAYER OR TEAM HAS REACHED A GIVEN TOTAL (IF MORE THAN ONE).





WNBA														
	PPG	FGM/G	FG%	3FGM/G	3FG%	FT%	ORPG	DRPG	RPG	APG	SPG	TOV/G	BPG	PF/G
Aces	9	12	13	3	6	*1	8	11	11	13	8	5	4	13
Dream	3	6	7	2	7	8	4	2	*1	4	13	*1	*1	7
Fever	4	3 T	4	6	3	12	11	4 T	10	9	11	6 T	9	3
Liberty	*1	3 T	3	*1	5	2	12	*1	6	3	*1	4	3	10
Lynx	2	2	2	5	2	6	10	6	7	*1	6	2	2	11
Mercury	8	7	8	4	9	7	5	9	9	5	2	6 T	7	4 T
Mystics	10	10	5	13	8	11	6	3	4	10	12	11	12	2
Sky	12	8	10	11	11	13	2	10	3	7	9	13	8	9
Sparks	6	9	6	7	4	9	9	7	8	8	4	10	13	8
Storm	5	*1	*1	9	*1	10	13	8	12	2	5	3	6	12
Sun	13	13	11	12	12	4	7	13	13	12	10	9	11	*1
Valkyries	11	11	12	8	13	3	3	4 T	5	11	3	12	10	6
Wings	7	5	9	10	10	5	*1	12	2	6	7	8	5	4 T
EASTERN CONFERENCE														
	PPG	FGM/G	FG%	3FGM/G	3FG%	FT%	ORPG	DRPG	RPG	APG	SPG	TOV/G	BPG	PF/G
Dream	2	3	4	2	3	3	2	2	*1	2	6	*1	*1	4
Fever	3	*1 T	2	3	*1	5	5	4	5	4	4	3	4	3
Liberty	*1	*1 T	*1	*1	2	*1	6	*1	4	*1	*1	2	2	6
Mystics	4	5	3	6	4	4	3	3	3	5	5	5	6	2
Sky	5	4	5	4	5	6	*1	5	2	3	2	6	3	5
Sun	6	6	6	5	6	2	4	6	6	6	3	4	5	*1
WESTERN CONFERENCE														
	PPG	FGM/G	FG%	3FGM/G	3FG%	FT%	ORPG	DRPG	RPG	APG	SPG	TOV/G	BPG	PF/G
Aces	6	7	7	*1	4	*1	4	6	6	7	7	3	2	7
Lynx	*1	2	2	3	2	4	6	2	3	*1	5	*1	*1	5
Mercury	5	4	4	2	5	5	3	5	5	3	*1	4	5	*1 T
Sparks	3	5	3	4	3	6	5	3	4	5	3	6	7	4
Storm	2	*1	*1	6	*1	7	7	4	7	2	4	2	4	6
Valkyries	7	6	6	5	7	2	2	*1	2	6	2	7	6	3
Wings	4	3	5	7	6	3	*1	7	*1	4	6	5	3	*1 T
OPPONENTS														
	PPG	FGM/G	FG%	3FGM/ G	3FG%	FT%	ORPG	DRPG	RPG	APG	SPG	TOV/G	BPG	PF/G
Aces	9	12	10	4	10	12	5	13	11 T	12	*1	10	3	6 T
Dream	3	8	7	*1	2	*1	2	6	2	2	3	13	2	8
Fever	5	4	6	2	*1	4	10	7	9	*1	6	7	9	12
Liberty	2	5 T	*1	9 T	6	3	13	9	11 T	5	2	2	*1	9
Lynx	*1	2	2	3	3	8	12	3	7	3	4	4	4	4
Mercury	4	*1	4	6	5	10	6	11	10	7	5	*1	6	2
Mystics	8	3	3	8	4	9	3	2	*1	4	10	11	8	13
Sky	10	13	12	13	13	2	9	*1	3	10	13	9	13	3
Sparks	12	11	9	12	7	13	4	4	4	11	11	12	11 T	11
Storm	6	7	8	5	9	6	8	8	8	6	7	3	10	*1
Sun	13	9	13	7	11	11	11	12	13	9	8	5	5	10
Valkyries	7	5 T	5	9 T	8	7	*1	10	6	8	12	6	7	6 T
Wings	11	10	11	11	12	5	7	5	5	13	9	8	11 T	5

* = WNBA leader | T = Tied for position





DATE TRANSACTION

MAY

May 14, 2025 Waived Lauren Jensen, Ashten Prechtel, Zaay Green, and Khadijiah Cave
May 7, 2025..... Signed Lauren Jensen to a training camp contract
May 4, 2025..... Waived Morgan Jones
May 4, 2025..... Waived JoJo Lacey

APRIL

April 14, 2025..... Traded Karlie Samuelson to the Minnesota Lynx for a 2026 first round pick (their own)
April 14, 2025..... Selected Sonia Citron with the 3rd overall pick
April 14, 2025..... Selected Kiki Iriafen with the 4th overall pick
April 14, 2025..... Selected Georgia Amoore with the 6th overall pick
April 14, 2025..... Selected Lucy Olsen with the 23rd overall pick
April 14, 2025..... Selected Zaay Green with the 32nd overall pick
April 19, 2025..... Signed Ashten Prechtel to a training camp contract
April 19, 2025..... Signed Khadijiah Cave to a training camp contract
April 19, 2025..... Signed Morgan Jones to a training camp contract
April 19, 2025..... Signed JoJo Lacey to a training camp contract





#8 GEORGIA AMORE
GUARD



#0 SHAKIRA AUSTIN
CENTER



#22 SONIA CITRON
GUARD



#31 STEFANIE DOLSON
CENTER



#24 AALIYAH EDWARDS
FORWARD



#21 EMILY ENGSTLER
FORWARD



#44 KIKI IRIAFEN
FORWARD




#3 SIKA KONÉ
FORWARD



#5 JADE MELBOURNE
GUARD



#33 LUCY OLSEN
GUARD



#1 SUG SUTTON
GUARD



#20 BRITTNEY SYKES
GUARD

COACHING STAFF



SYDNEY JOHNSON
HEAD COACH



EMRE VATANSEVER
ASSISTANT COACH



JESSIE MILLER
ASSISTANT COACH



BARB TURNER
ASSISTANT COACH



CLINTON CROUCH
PLAYER DEVELOPMENT
LEAD