



Washington Mystics (3-6) vs. Connecticut Sun (2-6)



Sunday, June 8th, 2025 — CareFirst Arena — 3:00 pm EDT — Regular Season Game #10 — Home Game #5

LAST GAME'S STARTERS

PLAYER / 2025-26 REGULAR SEASON AVERAGES

#1	Sug Sutton				G • 5-8 • Texas-Austin/USA • 3rd Season		
GP/GS	PPG	RPG	APG	SPG	BPG	MPG	
9/9	4.7	1.4	2.0	0.8	0.3	22.8	
#20	Brittney Sykes				G • 5-9 • Syracuse/USA • 8th Season		
GP/GS	PPG	RPG	APG	SPG	BPG	MPG	
8/8	19.6	4.5	4.5	1.1	0.5	33.4	
#22	Sonia Citron				G • 6-1 • Notre Dame/USA • Rookie		
GP/GS	PPG	RPG	APG	SPG	BPG	MPG	
9/9	14.0	4.4	2.0	0.6	0.4	31.5	
#44	KiKi Iriafen				PF • 6-3 • Southern California/USA • Rookie		
GP/GS	PPG	RPG	APG	SPG	BPG	MPG	
9/9	14.9	9.9	0.9	0.3	0.1	27.1	
#31	Stefanie Dolson				C • 6-5 • Connecticut/USA • 11th Season		
GP/GS	PPG	RPG	APG	SPG	BPG	MPG	
9/9	3.9	2.8	2.0	0.6	0.7	21.4	

THE 2025 WASHINGTON MYSTICS MEDIA GUIDE IS AVAILABLE ONLINE AT HOOPSOMG.COM

2025-26 REGULAR SEASON MYSTICS RECORDS

	RECORD	HOME	ROAD	OT
OVERALL	3-6	2-2	1-4	--
WESTERN	0-3	--	0-3	--
EASTERN	3-3	2-2	1-1	--
	3-6	2-2	1-4	--
STREAKS OVERALL: LOST 3 WEST: LOST 3 EAST: LOST 3 : LOST 3				

UPCOMING GAMES

DATE	OPPONENT	TIME (ET)	TV
Sun, Jun. 15	vs. ATL	2:00 pm	--
Tue, Jun. 17	at CHI	8:00 pm	--
Fri, Jun. 20	at ATL	7:30 pm	--
Sun, Jun. 22	vs. DAL	3:00 pm	--
Tue, Jun. 24	vs. MIN	8:00 pm	--

BROADCAST INFORMATION

TV: MNMT (Meghan McPeak, Christy Winters Scott, Ariana Prather)
RADIO: TEAM 980

GAME STATUS REPORT

Georgia Amoore - ACL Injury - OUT

UPCOMING MILESTONES

- 🏀 Stefanie Dolson (96) needs four more three point makes to reach 100 three-pointers with the Mystics.
- 🏀 Kiki Iriafen (89) need 11 more rebounds to total 100 on her career.

MYSTICS 2025 REGULAR SEASON SCHEDULE

DATE	OPPONENT	SCORE	RECORD
5/16	vs. Dream	94-90	W 1-0
5/18	@ Sun	90-85	W 2-0
5/21	@ Valkyries	74-76	L 2-1
5/23	@ Aces	72-75	L 2-2
5/25	@ Mercury	62-68	L 2-3
5/28	vs. Fever	83-77	W 3-3
5/30	vs. Liberty	63-85	L 3-4
6/3	@ Fever	76-85	L 3-5
6/5	vs. Liberty	78-86	L 3-6
6/8	vs. Sun	3:00 pm	--
6/15	vs. Dream	2:00 pm	--
6/17	@ Sky	8:00 pm	--
6/20	@ Dream	7:30 pm	--
6/22	vs. Wings	3:00 pm	--
6/24	vs. Lynx	8:00 pm	--
6/26	@ Aces	10:00 pm	--
6/28	@ Wings	8:00 pm	--
7/3	@ Lynx	8:00 pm	--
7/8	vs. Sky	11:30 am	--
7/10	vs. Aces	7:30 pm	--
7/13	@ Storm	6:00 pm	--
7/15	@ Sparks	10:00 pm	--
7/22	vs. Sparks	7:30 pm	--
7/26	vs. Storm	7:30 pm	--
7/27	vs. Mercury	6:00 pm	--
7/29	vs. Sky	7:30 pm	--
7/31	vs. Valkyries	7:30 pm	--
8/3	@ Dream	3:00 pm	--
8/5	@ Sky	8:00 pm	--
8/8	@ Lynx	7:30 pm	--
8/10	@ Wings	4:00 pm	--
8/13	vs. Valkyries	7:30 pm	--
8/15	@ Fever	7:30 pm	--
8/17	vs. Sparks	3:00 pm	--
8/19	vs. Sun	7:30 pm	--
8/21	@ Sun	7:00 pm	--
8/23	vs. Aces	3:00 pm	--
8/24	vs. Storm	3:00 pm	--
8/28	@ Liberty	7:00 pm	--
8/30	@ Valkyries	8:30 pm	--
8/31	@ Sparks	8:00 pm	--
9/4	vs. Mercury	7:30 pm	--
9/7	vs. Fever	3:00 pm	--
9/9	@ Liberty	7:00 pm	--

QUICK HITS

BRITTNEY SYKES

- 🏀 Posted 20+ points in six games this season.
- 🏀 Her 19.6 points per game is the sixth-most in the WNBA.
- 🏀 Is averaging a league best 10.1 free-throw attempts per game.

STEF DOLSON

- 🏀 Reached 3,000 career points on 6/5 vs. NYL.
- 🏀 Scored eight points on 4-6 shooting vs. NYL (6/5).

SONIA CITRON

- 🏀 Has scored in double figures in all nine games this season.
- 🏀 Currently ranks third among rookies in scoring, averaging 14.0 points per game.
- 🏀 Is the only rookie to average at least 10.0 points while holding shooting splits of .450/.400.

SUG SUTTON

- 🏀 Has made ninth consecutive start.

KIKI IRIAFEN

- 🏀 Became the first rookie in franchise history to record four consecutive double-doubles.
- 🏀 Was named Kia WNBA Rookie of the Month for games played in May.
- 🏀 Her 14.9 points per game ranks first among rookies.



NO.	PLAYER	POS.	HT.	BIRTHDATE	PRIOR TO WNBA/HOME COUNTRY	WNBA EXP.
8	Georgia Amoore	G	5-7	04/03/2001	Kentucky/Australia	R
0	Shakira Austin	C	6-5	07/25/2000	Mississippi/USA	3
22	Sonia Citron	G	6-1	10/22/2003	Notre Dame/USA	R
31	Stefanie Dolson	C	6-5	01/08/1992	Connecticut/USA	11
24	Aaliyah Edwards	F	6-3	07/09/2002	Connecticut/Canada	1
21	Emily Engstler	F	6-1	05/01/2000	Louisville/USA	3
44	KiKi Iriafen	F	6-3	08/26/2003	Southern California/USA	R
3	Sika Koné	F	6-3	07/13/2002	SPAR Gran Canaria (Spain)/Mali	2
5	Jade Melbourne	G	5-10	08/18/2002	Cranberra Capitals/Australia	2
33	Lucy Olsen	G	5-10	05/26/2003	Iowa/USA	R
1	Sug Sutton	G	5-8	12/17/1998	Texas-Austin/USA	3
20	Brittney Sykes	G	5-9	02/07/1994	Syracuse/USA	8

STAFF

HEAD COACH.....

Sydney Johnson (Princeton)

ASSISTANT COACHES.....

Emre Vatansever (Marmara), Jessie Miller (Univ. of Illinois Chicago), Barb Turner (Connecticut)

PLAYER DEVELOPMENT LEAD.....

Clinton Crouch (Saint Francis)

ASSISTANT ATHLETIC TRAINER.....

Palak Ghetiya

PHYSIOTHERAPIST.....

Derrick Larkins

HEAD OF ATHLETE REHABILITATION.....

Kala Flagg

DIRECTOR, ATHLETE PHYSICAL HEALTH AND PERFORMANCE.....

Ellie Somers

PRONUNCIATION GUIDE

Georgia Amoore (A-more); Sonia Citron (Sone-yuh Sih-tron); KiKi Iriafen (EER-ee-ah-FENN); Sika Koné (SEE-kuh KOH-nay); Jade Melbourne (Mel-Bin); Sug Sutton (shug (like "sugar"))

STAFF PRONUNCIATIONS:

Emre Vatansever (ehm-RAY vah-TAWN-sehv-er)

NUMERICAL ROSTER

0 Shakira Austin

3 Sika Koné

8 Georgia Amoore

21 Emily Engstler

24 Aaliyah Edwards

33 Lucy Olsen

1 Sug Sutton

5 Jade Melbourne

20 Brittney Sykes

22 Sonia Citron

31 Stefanie Dolson

44 KiKi Iriafen

2024-25 REGULAR SEASON	PPG	OPP. PPG	FG%	3FG%	FT%	RPG	APG	SPG	TO	BPG
Sun	80.1	73.6	.444	.327	.753	33.5	19.9	8.15	13.3	3.65
Mystics	79.3	82.3	.433	.366	.767	31.9	21.6	7.28	16.1	3.43




2025-26 REGULAR SEASON INDIVIDUAL BESTS				2025-26 REGULAR SEASON SUN BESTS				2025-26 REGULAR SEASON TEAM				
Points	27	Brittney Sykes @ CON 5/18/25		Points	23	Tina Charles @ CON 5/18/25		Biggest Win	5	@ CON 5/18/25		
Rebounds	14	Kiki Iriafen @ CON 5/18/25		Rebounds	10	Tina Charles @ CON 5/18/25		** No Biggest Loss **				
Assists	7	Brittney Sykes @ CON 5/18/25		Assists	8	Lindsay Allen @ CON 5/18/25						


ALL-TIME SERIES FACTS (MYSTICS, REGULAR SEASON)					ALL-TIME SERIES FACTS (OPPONENT, REGULAR SEASON)				
MYSTICS					SUN				
Largest Margin of Victory	43, Jun. 29, 2019 (102-59)				Largest Margin of Victory	34, Aug. 26, 2005 (81-47)			
Most Points	109, Jun.14, 2016				Most Points	106, Jun. 14, 2016			
Low Points	47, Aug. 26, 2005				Low Points	45, Aug. 1, 2003			

2025-26 REGULAR SEASON VS. SUN			2024-25 REGULAR SEASON VS. SUN			SERIES HISTORY VS. SUN				
DATE	SITE	TIME/RESULT	DATE	SITE	RESULT		ALL-TIME	STREAKS	LAST WIN	LAST LOSS
5/18/25	Connecticut	W, 90-85	5/17/24	Connecticut	L, 77-84	Overall	30-53	Won 1	5/18/25	8/31/24
6/8/25	Washington	3:00 pm	6/4/24	Connecticut	L, 59-76	Home	17-22	Lost 4	6/19/22	8/31/24
8/19/25	Washington	7:30 pm	6/27/24	Washington	L, 91-94 (OT)	Road	13-31	Won 1	5/18/25	6/4/24
8/21/25	Connecticut	7:00 pm	8/31/24	Washington	L, 85-96					


SERIES NOTES




10 of the last 12 games between the Mystics and Sun have been decided by eight or fewer points.




The Mystics have not claimed the season series against Connecticut since 2016.




The Mystics' 14 threes made in their last meeting (8/31/24) vs. the Sun are the most threes the Mystics have made against the Sun in series history.



The Mystics' 26 assists on 6/27/24 with theSun rank as the most all-time in series history.



The Mystics shot 51.6% against the Sun on 5/18, which is the fifth-best FG% against the Sun in series history.



Washington's win over Connecticut on May 18 snapped a nine-game losing streak against the Sun. The Mystics have not won back-to-back games against the Sun since June 29, 2019 & July 28, 2020. They have not won bakc to back games against the Sun in the same season since 2018 (June 13-June 26).

PREVIOUS MEETINGS

MYSTICS 90, SUN 85 – MAY 18, 2025 – MOHEGAN SUN ARENA – UNCASVILLE, CT – GAME #2 (2-0, 1-0 AWAY)

TEAM	1	2	3	4	OT	FINAL	FG	FGA	FG%	3FG%	FT%	OR	DR	TR	A	PF	ST	TO	BS
WAS	13	28	19	30	-	90	32	62	.516	.333	.724	6	26	32	17	32	6	16	4
CON	23	23	19	20	-	85	29	66	.439	.214	.828	11	22	33	17	28	6	13	5
TEAM	HIGH PTS			HIGH REB			HIGH AST			TEAM	HIGH PTS			HIGH REB			HIGH AST		
WAS	B. Sykes: 27			K. Iriafen: 14			B. Sykes: 7			CON	T. Charles: 23			T. Charles: 10			L. Allen: 8		

AP -- Brittney Sykes scored 27 points and Kiki Iriafen recorded a double-double and the Washington Mystics spoiled the Connecticut Sun's season debut with a 90-85 win on Sunday. The Mystics (2-0) used a 30-point fourth quarter to overcome a 65-60 deficit at the end of three quarters and Stefanie Dolson gave Washington its first lead of the game with a 25-foot, 3-pointer to make it 75-74 with 5:38 left. Olivia Nelson-Ododa countered with a layup to put Connecticut back ahead, but Sonia Citron responded with three-point play and the Mystics led the rest of the way. Trailing 88-85, Marina Mabrey missed a deep 3 attempt from 27 feet and Citron clinched it with two free throws with 2.1 seconds left. Nelson-Ododa's tip-in at the midway point of the first quarter gave the Sun a 14-2 lead in which they made six of their first 11-shot attempts and Nelson-Ododa scored six points. Sykes made 11 of 13 foul shots, Iriafen scored 17 points on 7-for-10 shooting and grabbed 14 rebounds, and Citron and reserve Jade Melbourne each scored 15 points for Washington. Tina Charles scored 23 points and grabbed 10 rebounds, Nelson-Ododa scored 18 and Mabrey, Jaciee Sheldon an reserve Bria Hartley each scored 11 points for the Sun (0-1).

SUN 96, MYSTICS 85 – AUGUST 31, 2024 – ENTERTAINMENT AND SPORTS ARENA – WASHINGTON, DC – GAME #32 (9-23, 4-12 HOME)

TEAM	1	2	3	4	OT	FINAL	FG	FGA	FG%	3FG%	FT%	OR	DR	TR	A	PF	ST	TO	BS
CON	20	25	31	20	-	96	30	60	.500	.609	1.000	5	24	29	23	15	10	17	3
WAS	14	28	20	23	-	85	30	63	.476	.467	.733	6	19	25	23	20	8	18	3
TEAM	HIGH PTS			HIGH REB			HIGH AST			TEAM	HIGH PTS			HIGH REB			HIGH AST		
WAS	A. Atkins: 15			S. Dolson: 7			K. Samuelson: 5			CON	M. Mabrey: 21			M. Mabrey: 6			T. Harris: 6		



MYSTICS 2025 AVERAGES																						
PLAYER	GP-GS	MIN	MPG	FG-ATT	FG%	3FG-ATT	3FG%	FT-FTA	FT%	OFF	DEF	TOT/AVG	AST	APG	PF-D	STL	SPG	TO	BLK	BPG	PTS	AVG
Sykes	8-8	268	33.4	43-123	.350	8-25	.320	63-81	.778	6	30	36/4.5	36	4.5	31-63	9	1.13	26	4	0.50	157	19.6
Iriafen	9-9	244	27.1	51-100	.510	0-0	.000	32-38	.842	29	60	89/9.9	8	0.9	29-29	3	0.33	18	1	0.11	134	14.9
Citron	9-9	284	31.5	43-88	.489	15-37	.405	25-28	.893	2	38	40/4.4	18	2.0	24-35	5	0.56	17	4	0.44	126	14.0
Melbourne	9-1	232	25.8	27-58	.466	11-25	.440	13-24	.542	4	22	26/2.9	23	2.6	30-25	6	0.67	14	1	0.11	78	8.7
Sutton	9-9	205	22.8	16-41	.390	4-17	.235	6-7	.857	2	11	13/1.4	18	2.0	11-6	7	0.78	13	3	0.33	42	4.7
Austin	6-0	80	13.3	15-37	.405	0-3	.000	8-14	.571	9	18	27/4.5	5	0.8	12-11	4	0.67	9	3	0.50	38	6.3
Dolson	9-9	192	21.4	15-42	.357	5-21	.238	0-0	.000	4	21	25/2.8	18	2.0	28-5	5	0.56	12	6	0.67	35	3.9
Engstler	9-0	94	10.5	12-26	.462	4-12	.333	4-7	.571	10	22	32/3.6	14	1.6	13-6	4	0.44	10	5	0.56	32	3.6
Olsen	8-0	73	9.2	8-21	.381	4-10	.400	1-2	.500	2	7	9/1.1	5	0.6	7-3	1	0.13	5	1	0.13	21	2.6
Edwards	5-0	79	15.9	7-21	.333	0-2	.000	6-9	.667	4	14	18/3.6	4	0.8	9-11	2	0.40	8	0	0.00	20	4.0
Koné	5-0	49	9.7	4-11	.364	0-1	.000	1-1	1.000	1	11	12/2.4	4	0.8	8-4	0	0.00	5	0	0.00	9	1.8
MYSTICS	9	1,795	199.4	241-568	.424	51-153	.333	159-211	.754	73	254	327/36.3	153	17.0	202-198	46	5.11	137	28	3.11	692	76.9
OPPONENTS	9	1,795	199.4	237-595	.398	77-269	.286	176-223	.789	76	223	299/33.2	160	17.8	198-202	77	8.56	108	35	3.89	727	80.8

SINGLE GAME HIGHS																						
PLAYER	MIN	FG	ATT	FG%	3FG	ATT	3FG%	FT	FTA	FT%	OFF	DEF	TOT	AST	PF	FD	STL	TO	BLK	PTS		
Sug Sutton	33	5	9 (2)	1.000 (2)	2	5	1.000	2 (3)	3	1.000 (2)	1 (2)	3	3	3 (3)	2 (4)	2 (2)	3	3	1 (3)	13		
Sika Koné	14	2	5	1.000 (2)	--	1	--	1	1	1.000	1	4	5	2	4	2	--	2 (2)	--	4		
Jade Melbourne	35	6	11	.750	3	5 (2)	.750	4	6 (2)	1.000 (2)	1 (4)	7	7	7	5 (2)	5 (2)	2	5	1	15 (2)		
Brittney Sykes	37	8 (2)	20	.615	3	6	.600	11 (2)	14	.900	2	7	9	7	6	11	3	7	2	30		
Emily Engstler	15	2 (4)	6	1.000	1 (4)	3	1.000 (3)	2	2 (3)	1.000	3 (2)	6	7	4	4	1 (6)	1 (4)	2 (3)	1 (5)	6		
Sonia Citron	36	6 (2)	13	.857	4	6 (2)	1.000	5 (2)	6 (2)	1.000 (5)	1 (2)	8	8	4	5	5 (3)	2	6	1 (4)	19 (2)		
Stefanie Dolson	29	4	7	.667	2 (2)	4	.667 (2)	--	--	--	2	5	6	8	4 (4)	2	1 (5)	3 (3)	2 (2)	8 (2)		
Lucy Olsen	16	2 (2)	6	1.000 (2)	2	3	1.000 (2)	1	2	.500	1 (2)	4	5	2	3	1 (3)	1	3	1	6		
Kiki Iriafen	35	9	14 (2)	.818	--	--	--	6	8	1.000 (3)	6	10 (2)	14	2 (3)	6	6	2	7	1	20		
Shakira Austin	23	5	11	1.000	--	2	--	3 (2)	5	.750 (2)	3	8	11	4	4	4	2	5	2	13		
Aaliyah Edwards	20	2 (2)	7	.667 (2)	--	1 (2)	--	2 (2)	4	1.000 (2)	2 (2)	5 (2)	7	1 (4)	4	4	1 (2)	4	--	6		
MYSTICS	200 (9)	32	74	.545	10	24	.500 (2)	23	31	.944	12 (2)	36	52	20 (2)	32	28	8	27	5 (2)	94		
OPPONENTS	200 (9)	30 (2)	74	.508	12	38	.393	24 (2)	30	.950	15	37	51	24	28	32	15	17	8	90		





Team:

- The Mystics are set to play 44 regular season games for the first time in league history. The 44-game season is an increase from the WNBA's 40-game season the past two years.
- Washington will appear on national TV (ESPN3, CBSSN, ION, NBA TV) 17 times this season.
- Washington has 10 afternoon games this season, with seven of the 10 games having a 3:00 p.m. tip-time.
- The Mystics will play four games away from CareFirst Arena this season. Washington's annual Camp Day game will be played on Tuesday, July 8 at Eagle Bank Arena in Fairfax, VA. The Mystics will also play two games at CRF Bank Arena in Baltimore, MD on May 28 and Sept. 7.
- Washington has four rookies on their roster, the most since 2011 (four rookies).
- Washington holds four international players on their opening night roster (Australia, Mali/Spain, Canada), the second consecutive season the Mystics have held four or more players on their opening night roster.
 - This marks the fourth consecutive year (2022-25) Washington's opening night roster has held an international player.
- The Mystics' opening night roster has an average age of 24-348 which ranks as the youngest in the WNBA. This marks the youngest roster Washington has had on opening night since 2016 (24-183).
 - Washington's opening night roster totaled 947 regular season games, the fewest games in the league, with Mystics Veteran Stefanie Dolson totaling 333 of those. The second fewest regular season games played is Dallas (1,108).
- All but two of Washington's players have three or fewer years of experience. Veterans Stefanie Dolson (11 seasons) and Brittney Sykes (8 seasons) are the only players on the roster with four-plus years of service.
 - The Mystics 10 players with three or fewer years of service are the most in the league. The last team to have 10+ players with three or fewer years of service time and player 1+ game for them in a season was the 2023 Mercury (10).
 - Washington's average years of service is 2.75 which ranks fewest in the WNBA.
- The Mystics aim to average 20+ assists per game for the fourth time in franchise history, having previously accomplished the feat in 2024, 2022, and 2019. Washington averaged 21.6 assists per game in 2023.
- Washington attempted a franchise-record 26.6 three-pointers per game during the 2024 season. The team is looking to attempt at least 20 threes per game for the ninth consecutive season.
- The Mystics averaged 7.3 steals per game in 2024 and will look to record seven or more steals per game for the 20th time in franchise history — and for the fifth time since 2020.
- Washington is targeting a top-five finish in pace for the first time since the 2013 season, when they ranked fourth (93.29; 4th).
- The Mystics also look to finish top-three in bench points for the second consecutive season. In 2024, Washington led the WNBA in bench scoring, averaging 27.4 points per game.



Individual:

- Veteran center **Stefanie Dolson** looks to build on her three-point success from last season. Dolson shot 46.5% from beyond the arc in 2024, the third-highest percentage in the league, and the second consecutive season she has shot at least 40.0% from three-point territory.
 - Her 72 three-point makes in 2024 were the most by any center.
 - Dolson totaled at least 300 points, 150 rebounds, 100 assists, and 50 three-pointers last season, joining T. Catchings (2012) and J. Loyd (2024) as the only players to amass those benchmarks in the 10th or later season of their career.
 - At the age of 33, Dolson would become the oldest player in WNBA history to record those totals in a single season.
- Veteran guard **Brittney Sykes** aims to finish top five in steals per game. Sykes has averaged at least 1.5 steals per game in four seasons.
 - Since 2020, only A. Ogunbowale (DAL), B. Stewart (NYL), and A. Thomas (PHX) have also averaged 1.5+ steals per game in four seasons.
 - Sykes averaged 12.2 points per game during the 2024 season, marking her third consecutive season averaging double digits.
 - She looks to become the third Mystic to average at least 10.0 points and 3.0 assists in three or more seasons, joining Alana Beard (4) and Kristi Toliver (3).
- Center **Shakira Austin** is coming off a career-best season, posting career highs in points (11.8), steals (1.3), and both free throw attempts (4.5) and makes (3.0).
 - In 2025, she aims to average at least 12.0 points and 7.0 rebounds, which would make her the seventh Mystic in franchise history to reach those averages.
- Forward **Aaliyah Edwards** averaged 7.6 points and 5.6 rebounds per game on .490 shooting during her rookie campaign.
 - She aims to become just the third Mystic (joining Shakira Austin, 2022-2023 and Murriel Page, 1998-1999) to average at least 7.0 points and 5.0 rebounds while shooting at least 47.5% in each of her first two seasons.
 - Edwards also looks to finish among the top five rebounders in her sophomore class.
- Rookie Watch:
 - The Mystics aim to have a rookie average at least 8.0 points per game during the 2025 season. If accomplished, it would mark the 13th rookie in franchise history to do so, and the first since Shakira Austin (2022).
 - Only six rookies in Mystics history have averaged 10.0+ points per game, with the last coming in 2018 (A. Atkins).
- Washington is also targeting a rookie average 3.0 assists per game – which would be just the seventh time in team history that a rookie reached that assist mark (last: Natasha Cloud, 2015).
- For the second consecutive season, the Mystics look to have a rookie average 5.0 rebounds per game.
 - Since 2020, Washington has had two rookies achieve this feat. The Mystics would join Chicago and Indiana as the only teams since 2020 to have at least three rookies average 5.0 rebounds in their debut seasons.

MYSTIC BLOOM: THE YOUTH MOVEMENT

- The Mystics made key strides toward its future in the 2025 WNBA Draft, selecting three players in the first round – Sonia Citron (3rd overall), Kiki Iriafen (4th overall), and Georgia Amoore (6th overall) – the most first-round selections in franchise history.
- Washington had the youngest opening night roster in the WNBA, 24-348, which marked the youngest roster Washington has had on opening night since 2016 (24-183).
- All but two players on the roster, veterans Stefanie Dolson (11 seasons) and Brittney Sykes (8 seasons), have three or fewer years of WNBA experience.
- The Mystics have an average of 3.6 years of WNBA experience on their current roster and has a total of 1,033 regular season games played among their 12 roster players, marking the fewest total regular season games played by a team this season.

LAST 5 SEASONS WASHINGTON'S AVERAGE AGE & EXPERIENCE (OPENING NIGHT)

Year	Exp. (Service)	Age	No. Rookies on Roster
2025	2.8	24-348	4 (Citron, Iriafen, Amoore, Olsen)
2024	4.5	27-348	2 (Edwards, Van Loo)
2023	6.2	29-245	1 (Meng)
2022	4.7	28-139	3 (Austin, Benzan, Machida)
2021	5.5	28-255	0

WASHINGTON MYSTICS 2025 ROOKIES




Sonia Citron
3rd Overall



Kiki Iriafen
4th Overall



Georgia Amoore
6th Overall



Lucy Olsen
23rd Overall

2025 OPENING NIGHT ROSTERS BY AGE & EXPERIENCE

TEAM	AGE	TEAM	EXP.
WAS	24-349	WAS	2.75
DAL	25-295	DAL	3.08
CON	27-244	CON	3.31
ATL	27-288	PHX	3.38
MIN	27-332	NYL	4.33

ROOKIE DEBUT

- Rookie Sonia Citron finished with 19 points (6-7 FG), two rebounds, and two assists in her debut on 5/16 vs. ATL. Her 19 points tied Nikki McCray (6/11/1998 @ CHA) for the second-most in a rookie debut in franchise history.
- Citron is the first rookie since Diamond Miller (9/8/2023) to record at least 17 points on .850+ shooting. She joins Alana Beard and Shakira Austin as the only Mystics rookies to accomplish this feat.
- Kiki Iriafen contributed 14 points. Citron (19) and Iriafen (14) became the second rookie duo in Mystics history to score in double figures in their career debuts, joining Chamique Holdsclaw & Shalonda Enis (6/10/1999 vs. Charlotte).

MYSTICS; MOST POINTS IN ROOKIE DEBUT

RANK	PLAYER	POINTS	SEASON
1.	Stacey Dales	23	2002
2.	Sonia Citron	19	2025
2.	Nikki McCray	19	1998
4.	Chamique Holdsclaw	18	1999
5.	Marissa Coleman	16	2009
6.	KiKi Iriafen	14	2025

ROOKIES & SEASONED VETS

- Washington's roster has totaled 1,033 regular season games, the fewest games in the league.
- Mystics Veteran Stefanie Dolson has totaled 342 regular season games played and Brittney Sykes 248, accounting for 590 of the 1,033 games (57.1% of the Mystics' regular season games played).
- All but two of Washington's players have three or fewer years of experience. Veterans Stefanie Dolson (11 seasons) and Brittney Sykes (8 seasons) are the only players on the roster with four-plus years of service.
- The Mystics 10 players with three or fewer years of service are the most in the league.

2025 WNBA ROSTERS RANKED BY REG. SEASON GAMES PLAYED

TEAM	GAMES
WAS	1,033
DAL	1,198
PHX	1,290
CON	1,291
GSV	1,458

2025 OPEN NIGHT ROSTERS; NUMBER OF PLAYERS BASED ON EXPERIENCE

TEAM	PLAYERS W/3 OR FEWER YEARS OF EXP.
WAS	10
CON	9
PHX	8
GSV	7
3 TIED	6



ONE TEAM. ONE DMV.

With 22 home games on the schedule, the Washington Mystics are expanding their footprint across the DMV. This includes two games at EagleBank Arena in Fairfax, Virginia, and two at CFG Bank Arena in Baltimore, Maryland.

All remaining home games will be held at CareFirst Arena in Southeast D.C.

Mystics games in Fairfax and Baltimore include:

WASHINGTON MYSTICS 2025 VENUE RELOCATIONS			
Date	Opponent	Arena	City/Location
Tue. July 8	Chicago Sky	EagleBank Arena	Fairfax, VA
Thu. July 10	Las Vegas Aces	EagleBank Arena	Fairfax, VA
Sun. Sept. 7	Indiana Fever	CFG Bank Arena	Baltimore, MD

A NEW ERA

On December 23, 2024, Monumental Basketball announced Jamila Wideman as the Washington Mystics’ new General Manager and Sydney Johnson as Head Coach.

Wideman joins the Mystics after six years at the NBA league office, where she most recently served as Senior Vice President of Player Development. A former player herself, Wideman was selected third overall in the 1997 WNBA Draft by the Los Angeles Sparks and is now one of just three active WNBA general managers or team presidents with WNBA playing experience, along with Morgan Tuck (Connecticut) and Raegan Pebley (Los Angeles).



Current WNBA General Managers/Presidents to Play in the WNBA

GM/President	Team	WNBA Career
Morgan Tuck	Connecticut	Connecticut Sun (2016–2020)
Raegan Pebley	Los Angeles	Utah Starzz (1997) Cleveland Rockers (1998) Los Angeles Sparks (1997-1998) Cleveland Rockers (1999) Portland Fire (2000)
Jamila Wideman	Washington	

After her playing career, Wideman earned a law degree from New York University and spent over a decade working in civil rights and criminal defense law, including time with the Equal Justice Initiative (EJI) in Montgomery, Alabama, and the Legal Aid Society in New York City.

Johnson becomes the 15th head coach in Mystics history, bringing 25 years of basketball experience. Most recently, he served as head coach of Team USA’s 3x3 Women’s AmeriCup team, which won silver at the 2024 FIBA 3x3 AmeriCup in Puerto Rico. He also spent the 2024 season as an assistant coach with the Chicago Sky. Prior to that, he led the Fairfield University men’s basketball program for eight years (2011–2019), earning four postseason appearances – the most in program history.

COACHING DEBUT

MYSTICS; COACHES TO WIN IN DEBUT

SEASON	COACH	OPP.	SCORE
2025	Sydney Johnson	ATL	94-90
2023	Eric Thibault	NYL	80-64
2009	Julie Plank	CON	82-70
2008	Jessie Kenlaw	SEA	89-57
2002	Marianne Stanley	ORL	93-82

- Washington Mystics Head Coach Sydney Johnson won in his debut, becoming the fifth coach in franchise history to win on opening night.
- Johnson also became the first Mystics head coach since Julie Plank (2009) to win their first two games in their debut season.

ROOKIE RANKS

- Washington’s two rookies, Sonia Citron and Kiki Iriafen, are at the top of the rookie class in multiple statistical categories:

2025 ROOKIE RANKS - CITRON		
CATEGORY	AVERAGE	RANK
Points	14.0	3rd
Rebounds	4.4	4th
Assists	2.0	T-4th
FG%	48.9	3rd
3P%	40.5	3rd

2025 ROOKIE RANKS - IRIAFEN		
CATEGORY	AVERAGE	RANK
Points	14.9	1st
Rebounds	9.9	1st
FG%	51.0	2nd
FTA	38 (total)	1st

- Citron and Iriafen become the fifth and sixth rookies in Mystics history to score in double figures in at least nine consecutive games.
- Iriafen is averaging 4.0 second chance points, tied for the most in the league.

ROOKIE TEAMMATES TO EACH SCORE 10+ PTS IN AT LEAST FOUR CONSECUTIVE GAMES - START OF SEASON

SEASON	TEAMMATES	GAME SPAN
2025	S. Citron & K. Iriafen	9 games
1997	A. Stinson & R. Mapp	4 games
1997	R. Lobo & V. Johnson	4 games





DOUBLE-DOUBLE KIKI

- On 5/25 at PHX, Kiki Iriafen recorded her fourth consecutive double-double - posting 11 points and 13 rebounds.
- She became the first rookie in franchise history to record four consecutive double-doubles, and joined Caitlin Clark and Angel Reese as the only rookies since 2020 to achieve this feat.
- Her four consecutive double-doubles tied the second longest streak in franchise history (longest: five; Chamique Holdsclaw).
- She was only the second rookie to accomplish this within her first five career games, following Natalie Williams (Utah Starzz), who did so in 1999.
- Iriafen's four double-doubles are tied for the second most this season and the most by a rookie.

ROOKIES TO RECORD 3 STRAIGHT DBLE-DBLES

SEASON	PLAYER	STREAK(S)
2025	Kiki Iriafen	4
2024	Angel Reese	4, 6, 15
2024	Caitlin Clark	3, 5
2020	Satou Sabally	3 * Since 2020

- She also becomes the fifth rookie in WNBA history with 115+ points and 80+ rebounds through their first eight games.
- Iriafen is the fastest rookie in Mystics history to total 100+ points and 80+ rebounds (8 games) and the quickest player to do so since Tina Charles in 2010.
- Her 134 total points are the most by a Mystics rookie through nine games since Chamique Holdsclaw (161; 1999).

SONIA'S SCORING

- Sonia Citron ranks third in scoring among rookies, averaging 14.0 points per game on 48.9% shooting from the field and 40.5% from three-point range.
- She has scored in double figures in nine consecutive games.
- Citron's 14.0 points per game is tied for the fourth highest average by a Mystics rookie through nine games.
- Citron is averaging 5.0 points in the fourth quarter - the most by a rookie in the league and her highest scoring average per quarter.
- Citron became the first rookie in the 2025 draft class to reach 100 points and the fastest Mystics rookie since Stacey Dales (2002). She also became the fifth rookie since 2020 to reach 100 points in seven or fewer games.

MYSTICS ROOKIES TO AVERAGE 14.0+ PTS IN FIRST NINE GAMES

SEASON	PLAYER	PTS/G
1998	Nikki McCray	19.2
1999	Chamique Holdsclaw	17.9
2025	Kiki Iriafen	14.9
2025	Sonia Citron	14.0

MYSTICS ROOKIES 4TH QUARTER SCORING

SEASON	PLAYER	PT TOTAL
2025	Sonia Citron	45
2025	Kiki Iriafen	35
2024	Julie Vanloo	59
2024	Aaliyah Edwards	38
2023	Li Meng	72
2022	Shakira Austin	69

* Top Mystics Rookies since 2022

PLAYERS AVERAGING 10+ PTS, 4+ REB, 2+ AST ON 45.0+ FG% & 40.0+ 3P%

PLAYER	PTS/G	REB/G	AST/G	FG%	3P%
N. Collier	25.1	8.7	3.4	52.5%	40.9%
A. Gray	20.1	5.3	4.5	48.1%	42.9%
S. Citron	14.0	4.4	2.0	48.9%	40.0%
J. Jones	13.9	10.3	2.7	47.8%	42.9%

FASTEST MYSTICS ROOKIES TO 100 POINTS

SEASON	PLAYER	GAME
1998	Nikki McCray	5
1999	Chamique Holdsclaw	7
2002	Stacey Dales	7
2025	Sonia Citron	7

KIKI: NEW MATCH UP, SAME IMPACT

- Iriafen scored a career-high 20 points on 9-11 shooting (81.8%) and added nine rebounds on 6/3 at IND. She becomes the 13th rookie in WNBA history to post a 20+ point, 8+ rebound game on 80.0% or better shooting.
- Iriafen's eight-game streak of 10+ points and 5+ rebounds is tied for the second longest by any WNBA player this season, trailing only Satou Sabally. It's the third-longest such streak by a rookie in franchise history, trailing only Chamique Holdsclaw (twice in 1999).
- Iriafen is one of six players in league history to average at least 10.0 rebounds and 10.0 points through the first eight games of their career (5/16-6/3). Her 9.9 rebounds per game ranks third in the WNBA.

ROOKIES TO AVERAGE 10+ PTS + 10+ REB IN FIRST EIGHT GAMES

SEASON	PLAYER	PTS/G	REB/G
2025	Kiki Iriafen	14.6	10.0
2010	Tina Charles	15.9	10.8
2008	Candace Parker	16.9	10.1
2003	Cheryl Ford	10.0	11.5
1999	Natalie Williams	19.3	10.4
1999	Yolanda Griffith	20.0	13.9

MAY'S ROOKIE OF THE MONTH

- The WNBA announced that Mystics forward Kiki Iriafen has been named the Kia WNBA Rookie of the Month for games played in May. Iriafen becomes the first player in Mystics history to earn this honor.
- In Iriafen's debut month, she averaged 13.9 points, 10.1 rebounds, and 1.0 assists per game while shooting .474 from the field.
- Iriafen joined Jonquel Jones (NYL) and A'ja Wilson (LVA) as the only players to averaged at least 12+ points and 10+ rebounds while shooting 47.0% or better from the field.
- She is the first Mystic to average at least 12.0 points and 10.0 rebounds on 47.0% shooting or better in a single month since Crystal Langhorne in July 2010 [min. 5 GP]. Iriafen is also one of just four rookies to accomplish this, and the first since Tina Charles in 2010 (August and June).
- Her four double-double's in the month were the most by a rookie and were tied for the most in the WNBA.

ROOKIE REPORT

- Iriafen (8 games) and Citron (7 games) each surpassed 100 points in eight or fewer games, becoming the first Mystics rookies to do so since Nikki McCray (5 games) and Alessandra Santos de Oliveira (8 games) in 1998.
- They are just the sixth rookie duo in WNBA history to achieve this, and the first since Lauren Jackson (7), Semeka Randall (8) in 2001.

ROOKIE DUOS TO EACH REACH 100 PTS IN FIRST EIGHT GAMES

SEASON	TEAM	PLAYERS
2025	WAS	Sonia Citron (7) & Kiki Iriafen (8)
2001	SEA	L. Jackson (7) + S. Randall (8)
1999	SAC	Y. Griffith (6) + K. Holland-Corn (7)
1999	ORL	N. Sales (7), S. Sam (7), S. Johnson (8), T. McWilliams-Franklin (8)
1998	WAS	N. McCray (5) + A. Santos de Oliveira (8)
1998	DET	K. Hlede (7) + S. Brondello (8)

2025; ROOKIE GAMES W/ 10+ PTS/5+ REB

PLAYER	TEAM	GAMES
Kiki Iriafen	WAS	8
Sonia Citron	WAS	5
Paige Bueckers	DAL	4
Janelle Salaun	GSV	2
Monique Akoa Makani	PHX	2





SLIM'S HOT START

- Brittney Sykes has started the 2025 WNBA season averaging career-bests in points (19.6), free throw makes (7.9), free throw attempts (10.1), and assists (4.5).
- On 5/30 vs. NYL, Sykes reached 3,000-career points and on 6/3 at IND, she recorded her 1,000 career point with Washington - becoming the fourth fastest player to 1,000 points with the team (65 games).
- Brittney Sykes has scored 20+ points in six of the eight games she's played in, tied for the most 20+ point games by a player this season.
- Sykes became the first player in Mystics history to score 20+ points in each of the first three games to open a season.
- She has reached double figures in all but one game she has played this season, and through eight games has totaled 157 points and 36 assists, and 36 rebounds - the fastest player in franchise history to total 150 points, 30 rebounds and 30 assists in a single season.
- Her 19.6 points per game, are the sixth most in the WNBA.
- Sykes is averaging 12.5 points second half points, the third most in the WNBA.

MOST POINTS SCORED BY A MYSTICS PLAYER (EIGHT GAME SPAN, START OF SEASON)

SEASON	PLAYER	PTS	START	END
2021	T. Charles	207	5/15	6/8
2002	C. Holdsclaw	169	6/1	6/21
2006	A. Beard	166	5/23	6/13
2017	E. Delle Donne	165	5/16	6/6
2004	C. Holdsclaw	162	5/22	6/13
2025	B. Sykes	157	5/16	6/5

SYKES PPG AVERAGE LAST THREE SEASONS (EIGHT GAME SPAN, START OF SEASON)

SEASON	AVG	START	END
2025	19.6	5/16	6/5
2024	14.0	5/14	8/26
2023	9.4	5/19	6/11

2025: PLAYERS AVERAGING 18+ PTS, 4+ REB, 4+ AST

PLAYER	PTS/G	REB/G	AST/G
Allisha Gray	20.1	5.3	4.5
Brittney Sykes	19.6	4.5	4.5

GETTING TO THE LINE

- The Mystics are attempting 23.4 free throw attempts through their first nine games, ranking first in the WNBA.
- Washington ranks first in personal fouls drawn (22.0) and has a free throw attempt rate of 0.371.
- Washington has attempted 20+ free throws in seven game this season (last: vs. NYL 6/5). The Mystics are 3-0 when attempting 25 or more free throws.
- Brittney Sykes is averaging a league-best 10.1 free throws per game, with 6.4 attempts coming in the second half.
- Her 63 made free throws through eight games of a season are the second most in WNBA history over that span. Her 81 attempts are the most by any player in league history through the first eight games.
- Rookies Kiki Iriafen (4.2) and Sonia Citron (3.1) rank second and third among rookies in the WNBA.

MYSTICS FTM/FTA LAST FOUR SEASONS

SEASON	FTM	FTA	LEAGUE RANK
2025	17.7	23.4	2nd/1st
2024	11.5	15.0	12th/12th
2023	15.0	18.2	6th/8th
2022	14.0	17.9	8th/8th

MYSTICS IN THE FOURTH

- On 6/5, the Mystics outscored the Liberty 21-13 in the fourth quarter and held them to 23.1% shooting and zero assists during that span.
- The Mystics are holding opponents to 39.5% shooting in the fourth quarter (4th best) and 19.7% from three-point territory, the best in the WNBA.
- Opponents are also only averaging 3.7 assists in the fourth quarter, the third fewest in the WNBA.
- Washington is averaging 21.3 points in the fourth, the second most in the WNBA. The Mystics are also attempting a league best 9.2 three throws in that period.
- Brittney Sykes is averaging 7.1 points in the fourth, the most in the WNBA.

THE DEFENSIVE END

- The Mystics are holding opponents to 39.8% shooting, ranked second in the WNBA. The Mystics are also holding opponents to 28.6% from three-point territory, the second best in the league.
- Opponents are averaging the fourth fewest rebounds per game (33.2) and assists per game (17.8) against the Mystics.
- The Mystics are holding opponents to 6.8 fast break points per game, the fewest in the WNBA. Washington opponents are only scoring 30.0 points in the paint, the third fewest in the WNBA.
- Washington outscored New York 46-24 in points in the paint on 6/5. The Mystics have held an opponent to 25 or fewer points in the paint three times this season.

QUICK BITS

- Washington is tied for fourth in rebounds per game, averaging 36.3 per game. The Mystics rank second in defensive rebounds per game, averaging 28.2.
- Shakira Austin recorded 11 rebounds on 6/5, her 14th career performance with 10+ rebounds. Her 11 boards are the most by a reserve in the WNBA this season.
- The Mystics are averaging 36.4 points in the paint - the fifth most in the WNBA. Washington has now outscored their opponents in the paint seven times this season.
- Washington is shooting 67.4% from the restricted area, second best in the WNBA.
- The Mystics have totaled seven "clutch games" this season, tied for the most second most in the league.
- Washington has trailed by double figures in five games this season, coming back to win two of them (ATL, CON). In the last two minutes of games, the Mystics have been ahead or behind by three points in a league-leading six games.



#8 Georgia Amoore

Guard • 5-7 • 3/4/01 • Kentucky/Australia

Rookie

SEASON	GP	GS	PPG	RPG	APG	SPG	BPG	MPG	FG%	3FG%	FT%
** No Games Played 2025-26 Regular Season **											
	POINTS				REB	AST	BLK	STL			
	10+	20+	30+	10+	10+	3+	3+	DBL-DBL	TPL-DBL		
Career	--	--	--	--	--	--	--	--	--	--	--

RECENT GAMES													
OPPONENT	W/L	MIN	FG-A	3P-A	FT-A	OR	DR	TR	A	PF	ST	TO	BS
6/5 vs. NYL	L												
6/3 at IND	L												
5/30 vs. NYL	L												
5/28 vs. IND	W												
5/25 at PHO	L												

2024 SEASON HIGHLIGHTS:

- 2024-25 Jersey Mike’s Naismith Trophy Women’s College Player of the Year Semifinalist
- 2024-25 All SEC First Team (coaches), 2024-25 All SEC First Team (USA Today), 2024-25 Second Team All- American, 2023-24 Third Team All-American, Two-Time Finalist for Lieberman Award
- Third player in Division I women’s history with 2,300+ career points and 800+ assists. The first part of her college stint was spent at Virginia Tech, where she helped her team reach the 2023 Final Four
- 2023 ACC Women’s Basketball Tournament MVP
- Ranks first in career assists (656) at Virginia Tech
- Became the first Virginia Tech Women’s Basketball athlete to record a triple-double with a 24-point, 10-rebound, 11-assist effort vs. Nebraska on Dec. 1, 2022

	2025-26 HIGHS	CAREER HIGHS
PTS	--	--
FGM	--	--
FGA	--	--
3FGM	--	--
3FGA	--	--
FTM	--	--
FTA	--	--
OREB	--	--
DREB	--	--
TREB	--	--
ASTS	--	--
STLS	--	--
BLKS	--	--
MINS	--	--





#0 Shakira Austin

Center • 6-5 • 25/7/00 • Mississippi/USA

3 Years Pro

SEASON	GP	GS	PPG	RPG	APG	SPG	BPG	MPG	FG%	3FG%	FT%	2025-26 HIGHS		CAREER HIGHS
2025-26	6	0	6.3	4.5	0.8	0.67	0.50	13.3	.405	.000	.571	PTS	13 vs. IND 5/28/25	24 vs. SEA 8/20/24
												FGM	5 vs. IND 5/28/25	10 at CON 5/21/23
												FGA	11 vs. NYL 6/5/25	15 vs. SEA 8/20/24
												3FGM	--	1 vs. NYL 5/14/24
												3FGA	2 vs. NYL 6/5/25	2 vs. NYL 6/5/25
												FTM	3 2 times (vs. NYL, 6/5/25)	10 vs. SEA 8/20/24
												FTA	5 at IND 6/3/25	15 vs. SEA 8/20/24
												OREB	3 vs. NYL 6/5/25	4 6 times (@ LAS, 5/21/24)
												DREB	8 vs. NYL 6/5/25	10 2 times (@ CHI, 5/26/23)
												TREB	11 vs. NYL 6/5/25	13 at MIN 6/10/22
												ASTS	4 vs. NYL 6/5/25	4 vs. NYL 6/5/25
												STLS	2 vs. IND 5/28/25	3 7 times (vs. LAS, 8/23/24)
												BLKS	2 at IND 6/3/25	5 vs. NYL 5/14/24
												MINS	23 vs. NYL 6/5/25	35 at MIN 5/8/22
RECENT GAMES														
OPPONENT	W/L	MIN	FG-A	3P-A	FT-A	OR	DR	TR	A	PF	ST	TO	BS	PTS
6/5 vs. NYL	L	22:41	3-11	0-2	3-4	3	8	11	4	4	1	1	0	9
6/3 at IND	L	11:47	4-5	0-0	2-5	2	1	3	1	0	0	2	2	10
5/30 vs. NYL	L	12:31	0-6	0-1	0-0	1	2	3	0	1	0	0	0	0
5/28 vs. IND	W	14:58	5-9	0-0	3-4	1	2	3	0	3	2	1	1	13
5/25 at PHO	L													

2024 SEASON HIGHLIGHTS:

- Appeared in 12 games (11 starts) for Washington
- Averaged career bests in points (11.8), rebounds (6.8), steals (1.3), free-throw makes (3.0), and free-throw attempts (4.5)
- Scored in double-figures in nine of her 12 appearances and scored a season-best 24 points on Aug. 20 vs. Seattle
- Totaled seven or more rebounds in six games
- Grabbed 10+ rebounds on two occasions
- Attempted a career-best 15 free-throw attempts on Aug. 20
- Totaled one double-double on the season...Had a career-high five blocks on 5/14 vs. NYL...Missed 28 games due to injury
- During the 2024-25 offseason, played for the Lunar Owls in the inaugural season of Unrivaled (2025)...In 14 games, averaged 8.4 points and 4.1 rebounds in 9.2 minutes of action...Scored a season-high 17 points on Mar. 7 vs. Rose and totaled 10+ points in four games

2025 SEASON HIGHLIGHTS:

- Made season debut on 5/18 at CON
- Posted 13 points and three rebounds off the bench on 5/28 vs. IND
- Contributed 10 points, three rebounds, and two blocks on 6/3 at IND
- Recorded a season-high 11 rebounds off the bench on 6/5 vs. NYL and added a career-high four assists. It was her 14th career performance with 10+ rebounds. Her 11 boards are the most by a reserve in the WNBA this season



#22 Sonia Citron

Guard • 6-1 • 22/10/03 • Notre Dame/USA

Rookie

SEASON	GP	GS	PPG	RPG	APG	SPG	BPG	MPG	FG%	3FG%	FT%
2025-26	9	9	14.0	4.4	2.0	0.56	0.44	31.5	.489	.405	.893
	POINTS			REB	AST	BLK	STL				
	10+	20+	30+	10+	10+	3+	3+	DBL-DBL	TPL-DBL		
Career	9	--	--	--	--	--	--	--	--	--	--

RECENT GAMES														
OPPONENT	W/L	MIN	FG-A	3P-A	FT-A	OR	DR	TR	A	PF	ST	TO	BS	PTS
6/5 vs. NYL	L	34:35	4-8	2-4	3-4	0	5	5	3	4	1	2	0	13
6/3 at IND	L	32:55	5-8	1-3	2-2	0	7	7	1	1	0	2	1	13
5/30 vs. NYL	L	31:22	4-13	2-5	0-0	1	3	4	0	2	0	3	1	10
5/28 vs. IND	W	33:30	5-12	0-4	3-3	1	6	7	1	1	0	0	0	13
5/25 at PHO	L	33:11	5-8	2-4	2-2	0	1	1	4	5	1	6	0	14

2024 SEASON HIGHLIGHTS:

- One of just three ACC players to rank in the conference’s top 20 in both blocks (0.9; 16th) and steals (1.9; 12th).
- 2025 Cheryl Miller Award finalist, given to the best small forward in college basketball annually
- First Team All-ACC honors and was named to the 2024-25 All-ACC Defensive Team
- Set Notre Dame’s single-season program record in free-throw percentage (91.2%) during her senior campaign (2024-25). Her 173 career three-pointers are the eighth-most in program history
- Led Notre Dame to the 2024 ACC Tournament Championship and made the NCAA Tournament all four years, reaching the Sweet 16 each season

2025 SEASON HIGHLIGHTS:

- In her rookie debut, finished with 19 points (6-7 FG), two rebounds and two assists (5/16)
- She joins Alana Beard and Shakira Austin as the only Mystics rookies to score at least 17 points on .850+ shooting
- Is the first Mystics rookie since Shakira Austin (8/2/22–8/7/22) to score 15+ points in consecutive games (5/16-5/18)
- Scored 10+ points in nine consecutive games (5/16-6/5)
- Was the first rookie in the 2025 draft class to reach 100 points
- Posted five career game with 10+ point, 5+ rebounds

	2025-26 HIGHS	CAREER HIGHS
PTS	19 2 times (@ LVA, 5/23/25)	19 2 times (@ LVA, 5/23/25)
FGM	6 2 times (@ LVA, 5/23/25)	6 2 times (@ LVA, 5/23/25)
FGA	13 vs. NYL 5/30/25	13 vs. NYL 5/30/25
3FGM	4 at LVA 5/23/25	4 at LVA 5/23/25
3FGA	6 2 times (@ LVA, 5/23/25)	6 2 times (@ LVA, 5/23/25)
FTM	5 2 times (@ CON, 5/18/25)	5 2 times (@ CON, 5/18/25)
FTA	6 2 times (@ CON, 5/18/25)	6 2 times (@ CON, 5/18/25)
OREB	12 times (vs. NYL, 5/30/25)	12 times (vs. NYL, 5/30/25)
DREB	8 at GSV 5/21/25	8 at GSV 5/21/25
TREB	8 at GSV 5/21/25	8 at GSV 5/21/25
ASTS	4 at PHO 5/25/25	4 at PHO 5/25/25
STLS	2 at CON 5/18/25	2 at CON 5/18/25
BLKS	1 4 times (@ IND, 6/3/25)	1 4 times (@ IND, 6/3/25)
MINS	36 at LVA 5/23/25	36 at LVA 5/23/25



#31 Stefanie Dolson

Center • 6-5 • 8/1/92 • Connecticut/USA

11 Years Pro

SEASON	GP	GS	PPG	RPG	APG	SPG	BPG	MPG	FG%	3FG%	FT%
2025-26	9	9	3.9	2.8	2.0	0.56	0.67	21.4	.357	.238	.000
	POINTS				REB	AST	BLK	STL			
	10+		20+	30+	10+	10+	3+	3+	DBL-DBL		TPL-DBL
Career	75		6	--	6	--	10	2	4		--

RECENT GAMES														
OPPONENT	W/L	MIN	FG-A	3P-A	FT-A	OR	DR	TR	A	PF	ST	TO	BS	PTS
6/5 vs. NYL	L	19:42	4-6	0-2	0-0	0	0	0	1	2	0	3	1	8
6/3 at IND	L	26:20	0-4	0-1	0-0	0	1	1	0	4	1	0	1	0
5/30 vs. NYL	L	19:26	1-4	0-3	0-0	0	4	4	1	2	0	0	0	2
5/28 vs. IND	W	10:30	1-2	0-1	0-0	1	4	5	1	4	1	3	0	2
5/25 at PHO	L	15:31	1-6	0-4	0-0	0	1	1	1	2	0	0	0	2

2024 SEASON HIGHLIGHTS:

- Saw action in 39 games (all starts) for Washington
- Averaged 9.5 points, 4.9 rebounds, and 2.6 assists per game
- Averaged the most points per game since the 2018 season, most rebounds since the 2019 season, and most assists since the 2018 season
- Averaged a career-best 1.8 three-point makes on a career-high 4.0 three-point attempts per game
- Shot .465 from three-point range, her best three-point percentage since 2020
- Made 3+ 3PM in 10 games, the most in a single season in her career
- Finished the 2024 season third in 3P%
- Scored 10+ points in 16 games and 20+ points once
- Had 10+ rebounds in two games
- During the 2024-25 offseason, played for Laces in the inaugural season of Unrivaled where she posted averages of 8.5 points, 4.6 rebounds, and 1.2 assists in 13.0 minutes of action

2025 SEASON HIGHLIGHTS:

- Recorded a game-high eight assists, along with eight points and six rebounds on 5/23 at LVA...Her eight assists are tied for the second most in a game in her career
- Reached 3,000 career points on 6/5 vs. NYL

	2025-26 HIGHS	CAREER HIGHS
PTS	8 2 times (vs. NYL, 6/5/25)	23 2 times (vs. MIN, 8/17/24)
FGM	4 vs. NYL 6/5/25	10 vs. LAS 7/22/18
FGA	7 at LVA 5/23/25	16 vs. LAS 7/22/18
3FGM	2 2 times (@ LVA, 5/23/25)	6 vs. MIN 8/17/24
3FGA	4 at PHO 5/25/25	7 4 times (vs. CON, 6/27/24)
FTM	--	7 at PHO 7/25/18
FTA	--	8 at PHO 7/25/18
OREB	2 at GSV 5/21/25	5 vs. LVA 7/12/22
DREB	5 at LVA 5/23/25	9 4 times (vs. DAL, 6/22/24)
TREB	6 at LVA 5/23/25	12 vs. ATL 8/14/22
ASTS	8 at LVA 5/23/25	8 2 times (@ LVA, 5/23/25)
STLS	1 5 times (@ IND, 6/3/25)	3 2 times (@ LAS, 8/11/19)
BLKS	2 2 times (@ LVA, 5/23/25)	5 vs. ATL 7/17/19
MINS	29 at LVA 5/23/25	39 vs. NYL 7/1/18






#24 Aaliyah Edwards

Forward • 6-3 • 9/7/02 • Connecticut/Canada

1 Year Pro

SEASON	GP	GS	PPG	RPG	APG	SPG	BPG	MPG	FG%	3FG%	FT%			
2025-26	5	0	4.0	3.6	0.8	0.40	0.00	15.9	.333	.000	.667			
	POINTS				REB	AST	BLK	STL						
	10+	20+	30+	10+	10+	3+	3+	DBL-DBL	TPL-DBL					
Career	9	1	--	4	--	4	1	3	--					
RECENT GAMES														
OPPONENT	W/L	MIN	FG-A	3P-A	FT-A	OR	DR	TR	A	PF	ST	TO	BS	PTS
6/5 vs. NYL	L	12:45	1-3	0-1	1-1	0	1	1	0	0	0	0	0	3
6/3 at IND	L	14:56	2-3	0-0	1-2	0	1	1	1	2	0	2	0	5
5/30 vs. NYL	L	17:14	1-7	0-1	0-0	0	5	5	1	2	0	0	0	2
5/28 vs. IND	W	19:35	1-5	0-0	2-4	2	2	4	1	4	1	4	0	4
5/25 at PHO	L	14:54	2-3	0-0	2-2	2	5	7	1	1	1	2	0	6
2024 SEASON HIGHLIGHTS:														
<ul style="list-style-type: none">• In 34 games (17 starts) averaged 7.6 points, 5.6 rebounds, 1.4 steals, 0.8 blocks per game• Shot .490 from the field• Scored in 10+ points in nine games and recorded 10+ rebounds in four games• Totaled three double-doubles on the season• Finished the 2024 campaign ranked second in field goal percentage, fifth in points per game, seventh in steals, and third in blocks per game among rookies• During the 2024-25 offseason, played for Team Mist in the inaugural season of Unrivaled where she averaged 7.6 points, 5.3 rebounds, and 1.1 assists in 14 games..Made it to the finals in the 1v1 tournament, falling short to Napheesa Collier														
2025 SEASON HIGHLIGHTS:														
<ul style="list-style-type: none">• Made season debut on 5/25 at PHX - recording six points and seven rebounds off the bench• Has totaled 5+ rebounds off the bench in two games														
		2025-26 HIGHS					CAREER HIGHS							
PTS	6	at PHO 5/25/25					23 vs. CHI 6/6/24							
FGM	2	2 times (@ IND, 6/3/25)					10 vs. CHI 6/6/24							
FGA	7	vs. NYL 5/30/25					12 vs. CHI 6/6/24							
3FGM	--						--							
3FGA	12	times (vs. NYL, 6/5/25)					19 times (vs. NYL, 6/5/25)							
FTM	2	2 times (vs. IND, 5/28/25)					5 vs. LVA 6/29/24							
FTA	4	vs. IND 5/28/25					8 vs. IND 6/7/24							
OREB	2	2 times (vs. IND, 5/28/25)					4 2 times (@ CHI, 9/11/24)							
DREB	5	2 times (vs. NYL, 5/30/25)					13 vs. CHI 6/6/24							
TREB	7	at PHO 5/25/25					14 vs. CHI 6/6/24							
ASTS	1	4 times (@ IND, 6/3/25)					4 2 times (@ DAL, 9/3/24)							
STLS	1	2 times (vs. IND, 5/28/25)					3 at LAS 5/21/24							
BLKS	--						4 vs. CHI 6/6/24							
MINS	20	vs. IND 5/28/25					36 vs. CHI 6/6/24							



#21 Emily Engstler

Forward • 6-1 • 1/5/00 • Louisville/USA

3 Years Pro

SEASON	GP	GS	PPG	RPG	APG	SPG	BPG	MPG	FG%	3FG%	FT%
2025-26	9	0	3.6	3.6	1.6	0.44	0.56	10.5	.462	.333	.571
	POINTS				REB	AST	BLK	STL			
	10+	20+	30+		10+	10+	3+	3+	DBL-DBL	TPL-DBL	
Career	12	1	--		3	--	6	3	2	--	

RECENT GAMES														
OPPONENT	W/L	MIN	FG-A	3P-A	FT-A	OR	DR	TR	A	PF	ST	TO	BS	PTS
6/5 vs. NYL	L	13:38	2-4	0-1	0-1	1	6	7	2	2	0	2	0	4
6/3 at IND	L	9:49	2-4	0-2	0-0	3	1	4	2	0	1	1	1	4
5/30 vs. NYL	L	8:09	1-3	0-2	2-2	1	1	2	1	1	1	0	0	4
5/28 vs. IND	W	12:25	1-1	1-1	0-0	1	2	3	4	2	0	0	1	3
5/25 at PHO	L	14:45	2-6	1-3	1-2	3	1	4	1	4	0	2	1	6

- 2024 SEASON HIGHLIGHTS:**
- Saw action in 32 games (three starts) for Washington
 - Averaged a career-best 6.2 points per game
 - Averaged 4.0 rebounds and 1.5 assists per game
 - Attempted a career-best 1.8 three-pointers per game
 - Shot .494 from the field and .474 from three-point range
 - Ranked first in the WNBA in three-point percentage
 - Totaled 10+ points in eight games
 - Grabbed five-plus rebounds in 10 games
 - Totaled 111 rebounds off the bench, the fourth most among reserve players (min. 20 games)

	2025-26 HIGHS	CAREER HIGHS
PTS	6 at PHO 5/25/25	23 vs. DAL 6/22/24
FGM	2 4 times (vs. NYL, 6/5/25)	8 at DAL 9/3/24
FGA	6 at PHO 5/25/25	14 at DAL 9/3/24
3FGM	1 4 times (vs. IND, 5/28/25)	3 4 times (vs. IND, 9/19/24)
3FGA	3 at PHO 5/25/25	6 at DAL 9/3/24
FTM	2 vs. NYL 5/30/25	6 vs. DAL 6/22/24
FTA	2 3 times (vs. NYL, 5/30/25)	6 vs. DAL 6/22/24
OREB	3 2 times (@ IND, 6/3/25)	7 2 times (vs. LAS, 5/27/22)
DREB	6 vs. NYL 6/5/25	7 2 times (vs. ATL, 5/17/22)
TREB	7 vs. NYL 6/5/25	13 at CHI 5/24/22
ASTS	4 vs. IND 5/28/25	5 vs. CON 6/22/23
STLS	1 4 times (@ IND, 6/3/25)	3 3 times (@ PHO, 9/5/24)
BLKS	1 5 times (@ IND, 6/3/25)	4 2 times (vs. NYL, 9/17/24)
MINS	15 at PHO 5/25/25	35 at CHI 5/24/22



#44 Kiki Iriafen

Forward • 6-3 • 26/8/03 • Southern California/USA

Rookie

SEASON	GP	GS	PPG	RPG	APG	SPG	BPG	MPG	FG%	3FG%	FT%			
2025-26	9	9	14.9	9.9	0.9	0.33	0.11	27.1	.510	.000	.842	PTS	2025-26 HIGHS	CAREER HIGHS
	POINTS				REB	AST	BLK	STL						
	10+	20+	30+	10+	10+	3+	3+		DBL-DBL		TPL-DBL			
Career	9	1	--	4	--	--	--		4		--			
RECENT GAMES														
OPPONENT	W/L	MIN	FG-A	3P-A	FT-A	OR	DR	TR	A	PF	ST	TO	BS	PTS
6/5 vs. NYL	L	18:11	6-13	0-0	5-6	6	3	9	1	5	0	0	0	17
6/3 at IND	L	26:57	9-11	0-0	2-2	1	8	9	0	3	0	3	0	20
5/30 vs. NYL	L	24:43	4-14	0-0	4-4	4	3	7	2	0	2	2	0	12
5/28 vs. IND	W	22:32	7-13	0-0	2-2	3	5	8	1	4	1	2	0	16
5/25 at PHO	L	26:07	3-4	0-0	5-6	3	10	13	0	3	0	7	0	11
2024 SEASON HIGHLIGHTS:														
• Was a unanimous selection to 2025 All-Big Ten First Team and an AP All-America Third Team pick														
• Averaged 18 points per game, 8.4 rebounds per game and shot 49% from the floor to help USC win the Big Ten title and reach the Elite 8														
• Totaled 12 double-doubles and ranked 15 th in the nation in offensive rebounds per game (4.1)														

3FGM	--	--
3FGA	--	--
FTM	6 vs. ATL 5/16/25	6 vs. ATL 5/16/25
FTA	8 vs. ATL 5/16/25	8 vs. ATL 5/16/25
OREB	6 vs. NYL 6/5/25	6 vs. NYL 6/5/25
DREB	10 2 times (@ PHO, 5/25/25)	10 2 times (@ PHO, 5/25/25)
TREB	14 at CON 5/18/25	14 at CON 5/18/25
ASTS	2 3 times (vs. NYL, 5/30/25)	2 3 times (vs. NYL, 5/30/25)
STLS	2 vs. NYL 5/30/25	2 vs. NYL 5/30/25
BLKS	1 at CON 5/18/25	1 at CON 5/18/25
MINs	35 at LVA 5/23/25	35 at LVA 5/23/25

2024 SEASON HIGHLIGHTS:

- Was a unanimous selection to 2025 All-Big Ten First Team and an AP All-America Third Team pick
- Averaged 18 points per game, 8.4 rebounds per game and shot 49% from the floor to help USC win the Big Ten title and reach the Elite 8
- Totaled 12 double-doubles and ranked 15th in the nation in offensive rebounds per game (4.1)
- Prior to USC, spent three seasons with Stanford, where she totaled 1,071 points and 601 rebounds in 104 games. Won the Katrina McClain Award and was named to the All-Pac-12 team for the 2023-24 season where she posted career-highs in points per game (19.4) and rebounds per game (11.0)

2025 SEASON HIGHLIGHTS:

- Scored the 6th most points by a Mystics rookie in her debut (14)
- Recorded her first career double-double with 17 points and 14 rebounds on 5/18 at CON
- Totaled 31 points and 18 rebounds through her first two career games, becoming the first rookie in Mystics history to start a season with at least 30 points and 15 rebounds
- Became the 7th rookie in WNBA history – and the first since Breanna Steward (2016)– to post 30 points and 30 rebounds across their first three games
- Recorded four consecutive double-doubles (5/18-5/25), the first Mystics rookie to accomplish this feat
- Is only the second rookie to total four double-doubles within their first five career games, following Natalie Williams (Utah Starzz), who did so in her first three-career games in 1999
- Was named Kia WNBA Rookie of the Month for games played in May
- Joins teammate Sonia Citron in scoring 10+ points in nine consecutive games
- Became the 13th rookie in WNBA history to post a 20+ point, 8+ rebound game on 80.0% or better shooting (6/3 at IND)
- She was the fastest rookie in Mystics history to total 100+ points and 80+ rebounds (8 games) and the quickest player to do so since Tina Charles in 2010
- Has recorded 10+ points and 4+ rebounds in each of her first eight career games, the first rookie to do so since Chiney Ogwumike (2014)
- Grabbed a season-high five offensive rebounds, the most by a Mystics rookie since Ariel Atkins in 2018 (5 vs Chicago, July 13, 2018)




- Appeared in 21 games off the bench for Minnesota and Washington
- Was acquired by Washington on August 20 from Minnesota
- Averaged 4.0 points and 2.0 rebounds...With Washington, averaged 8.6 points, 4.3 rebounds, 1.1 assists in 16.0 minutes per game
- Shot .433 with Washington and .571 from three-point range
- Scored in double figures in three games
- Totaled a career-best 20 points on 7-10 shooting on Aug. 19 vs. Indiana

2 Years Pro

- Appeared in 37 games off the bench for the Mystics
- Averaged career-highs in points (5.4), assists (1.6), rebounds (1.5), minutes (14.2), field goals (1.9), field goal attempts (4.5), and free-throw attempts (1.3) per game
- Scored 10+ points in six games...Scored a career-best 21 points on 8-12 shooting on June 9 at NYL
- Led the Mystics bench in scoring in five games this season

- 5/16 vs. Atlanta marked her second career game with at least 10 points and 5 rebounds
- Scored 15 points off the bench on 5/18, marking the first time in her career she has scored 10+ points in back-to-back games
- First career start on 5/23 vs. LVA
- Has scored 10+ points in four games



#33 Lucy Olsen

Guard • 5-10 • 26/5/03 • Iowa/USA

Rookie

SEASON	GP	GS	PPG	RPG	APG	SPG	BPG	MPG	FG%	3FG%	FT%			
2025-26	8	0	2.6	1.1	0.6	0.13	0.13	9.2	.381	.400	.500			
	POINTS				REB	AST	BLK	STL						
	10+	20+	30+	10+	10+	3+	3+		DBL-DBL	TPL-DBL				
Career	--	--	--	--	--	--	--	--	--	--				
RECENT GAMES														
OPPONENT	W/L	MIN	FG-A	3P-A	FT-A	OR	DR	TR	A	PF	ST	TO	BS	PTS
6/5 vs. NYL	L	2:44	0-1	0-1	0-0	0	0	0	0	0	0	0	0	0
6/3 at IND	L													
5/30 vs. NYL	L	13:29	1-3	0-1	0-0	1	2	3	2	0	1	0	0	2
5/28 vs. IND	W	6:17	2-3	2-2	0-0	0	0	0	1	0	0	0	0	6
5/25 at PHO	L	5:59	1-1	1-1	0-0	0	0	0	0	1	0	0	0	3

2024 SEASON HIGHLIGHTS:

- Transferred to Iowa for her senior season after three years at Villanova
- 2024 and 2025 honorable mention All-American, 2022 BIG EAST All-Rookie Team selection, twotime All-BIG EAST selection, and 2025 All-Big Ten First-Team selection
- Averaged 17.9 points, 3.6 rebounds, and 5.1 assists for the Hawkeyes during the 2024-25 season
- Became just the third Hawkeye since 2009 to record more than 10 or more assists in a game (joining Caitlin Clark, Sam Logic).
- Finished her collegiate career with 2,077 points, 524 rebounds, and 548 assists
- Scored 20+ points in 42 career games and led Iowa with 12 such games in 2025
- Joined Caitlin Clark as only the second Hawkeye since 2009 to record a 30+ point, 5+ rebound, 5+ assist game (32/6/7 at Nebraska on Feb. 10, 2025)
- Recorded a 12-point, 12-assist double-double in the NCAA Tournament First Round against Murray State, becoming the third Hawkeye since 2009 to have a 10+ assist double-double in an NCAA Tournament game

	2025-26 HIGHS	CAREER HIGHS
PTS	6 vs. IND 5/28/25	6 vs. IND 5/28/25
FGM	2 2 times (vs. IND, 5/28/25)	2 2 times (vs. IND, 5/28/25)
FGA	6 at LVA 5/23/25	6 at LVA 5/23/25
3FGM	2 vs. IND 5/28/25	2 vs. IND 5/28/25
3FGA	3 at GSV 5/21/25	3 at GSV 5/21/25
FTM	1 at GSV 5/21/25	1 at GSV 5/21/25
FTA	2 at GSV 5/21/25	2 at GSV 5/21/25
OREB	1 2 times (vs. NYL, 5/30/25)	1 2 times (vs. NYL, 5/30/25)
DREB	4 at LVA 5/23/25	4 at LVA 5/23/25
TREB	5 at LVA 5/23/25	5 at LVA 5/23/25
ASTS	2 vs. NYL 5/30/25	2 vs. NYL 5/30/25
STLS	1 vs. NYL 5/30/25	1 vs. NYL 5/30/25
BLKS	1 at GSV 5/21/25	1 at GSV 5/21/25
MINS	16 at LVA 5/23/25	16 at LVA 5/23/25



#1 Sug Sutton

Guard • 5-8 • 17/12/98 • Texas-Austin/USA

3 Years Pro

SEASON	GP	GS	PPG	RPG	APG	SPG	BPG	MPG	FG%	3FG%	FT%			
2025-26	9	9	4.7	1.4	2.0	0.78	0.33	22.8	.390	.235	.857			
	POINTS				REB	AST	BLK	STL						
	10+	20+	30+	10+	10+	3+	3+	DBL-DBL	TPL-DBL					
Career	19	2	--	1	2	--	3	1	1					
RECENT GAMES														
OPPONENT	W/L	MIN	FG-A	3P-A	FT-A	OR	DR	TR	A	PF	ST	TO	BS	PTS
6/5 vs. NYL	L	16:33	1-4	0-3	0-0	0	2	2	0	2	0	2	1	2
6/3 at IND	L	15:11	1-1	0-0	0-0	0	0	0	3	2	0	1	0	2
5/30 vs. NYL	L	25:21	2-2	1-1	2-2	0	3	3	3	1	1	1	0	7
5/28 vs. IND	W	22:46	1-3	0-0	0-0	0	1	1	2	0	2	1	1	2
5/25 at PHO	L	23:07	0-4	0-2	0-0	0	2	2	3	1	0	3	0	0

2024 SEASON HIGHLIGHTS:

- Appeared in 29 games off the bench for Phoenix and Washington
- Was acquired by Washington on August 20
- Appeared in 22 games for the Mercury and In seven games for Washington, averaged 1.4 assists in 7.3 minutes per game
- Scored in double figures twice
- Scored a season-high 12 points on May 21, 2024
- Totaled three-plus assists in eight games.

2025 SEASON HIGHLIGHTS:

- On 5/30 vs. NYL, was a perfect from the field (2-2), three-point range (1-1), and free throw line (2-2)...Became the 11th player in Mystics history to shoot 100% from the field, three, and free-throw line in a game – and the first since Stefanie Dolson (Aug. 19, 2024)

	2025-26 HIGHS	CAREER HIGHS
PTS	13 vs. ATL 5/16/25	21 vs. LVA 6/21/23
FGM	5 vs. ATL 5/16/25	9 vs. LVA 6/21/23
FGA	9 2 times (@ LVA, 5/23/25)	18 vs. LVA 9/8/23
3FGM	2 at LVA 5/23/25	4 at LVA 9/10/23
3FGA	5 at LVA 5/23/25	7 at LVA 9/10/23
FTM	2 3 times (vs. NYL, 5/30/25)	6 at DAL 6/9/23
FTA	3 vs. ATL 5/16/25	6 2 times (@ ATL, 8/29/23)
OREB	1 2 times (@ CON, 5/18/25)	2 at CON 8/31/23
DREB	3 vs. NYL 5/30/25	10 vs. LVA 9/8/23
TREB	3 vs. NYL 5/30/25	11 vs. LVA 9/8/23
ASTS	3 3 times (@ IND, 6/3/25)	11 vs. LVA 9/8/23
STLS	3 vs. ATL 5/16/25	3 3 times (vs. ATL, 5/16/25)
BLKS	1 3 times (vs. NYL, 6/5/25)	17 times (vs. NYL, 6/5/25)
MINS	33 at LVA 5/23/25	39 vs. LVA 9/8/23



#20 Brittney Sykes

Guard • 5-9 • 7/2/94 • Syracuse/USA

8 Years Pro

SEASON	GP	GS	PPG	RPG	APG	SPG	BPG	MPG	FG%	3FG%	FT%	2025-26 HIGHS		CAREER HIGHS
2025-26	8	8	19.6	4.5	4.5	1.13	0.50	33.4	.350	.320	.778	PTS	30 at GSV 5/21/25	35 vs. DAL 8/14/22
												FGM	8 2 times (@ GSV, 5/21/25)	13 vs. DAL 8/14/22
												FGA	20 vs. ATL 5/16/25	24 vs. ATL 9/8/23
												3FGM	3 at GSV 5/21/25	5 2 times (vs. ATL, 9/8/23)
												3FGA	6 vs. ATL 5/16/25	13 vs. ATL 9/8/23
												FTM	11 2 times (@ GSV, 5/21/25)	11 2 times (@ GSV, 5/21/25)
												FTA	14 at GSV 5/21/25	14 2 times (@ GSV, 5/21/25)
												OREB	2 vs. IND 5/28/25	5 vs. PHO 6/16/21
												DREB	7 vs. IND 5/28/25	9 6 times (vs. NYL, 5/14/24)
												TREB	9 vs. IND 5/28/25	11 at CHI 6/22/23
												ASTS	7 at CON 5/18/25	10 vs. ATL 6/28/23
												STLS	3 vs. NYL 5/30/25	7 vs. NYL 6/20/21
												BLKS	2 vs. IND 5/28/25	3 3 times (vs. CON, 8/22/23)
												MINS	37 vs. ATL 5/16/25	40 vs. ATL 8/17/21
RECENT GAMES														
OPPONENT	W/L	MIN	FG-A	3P-A	FT-A	OR	DR	TR	A	PF	ST	TO	BS	PTS
6/5 vs. NYL	L	31:57	2-9	1-2	2-6	1	1	2	5	4	0	3	0	7
6/3 at IND	L	36:29	7-14	0-2	6-8	1	5	6	4	5	1	4	0	20
5/30 vs. NYL	L	31:21	5-18	1-2	9-10	0	4	4	3	3	3	3	0	20
5/28 vs. IND	W	33:59	6-17	1-2	8-10	2	7	9	4	3	0	7	2	21
5/25 at PHO	L	28:26	1-13	1-5	7-8	0	5	5	5	1	1	3	0	10
2024 SEASON HIGHLIGHTS:														
• Saw action in 18 games (all starts) for Washington														
• Averaged 12.2 points, 4.1 rebounds, 3.1 assists, and 0.9 steals per game														
• Scored a season-high 28 points (12-20 FG) on Aug.23 vs. LA Sparks														
• Scored in double figures on 11 occasions														
• Scored 20+ points three times														
• Third consecutive year that she has averaged double figure scoring														
• Totaled one double-double on the seasons														
• Dished five-plus assists in five games														
• Was named to the 2024 FIBA 3x3 Women's AmeriCup Team that won a silver medal in San Juan, Puerto Rico														
• During the 2024-25 offseason, played for Rose in the inaugural season of Unrivaled (2025)...Won a championship with the team, beating the Vinyl 62-54...Averaged 11.6 points, 3.9 rebounds, 1.8 assists in 12 games														
2025 SEASON HIGHLIGHTS:														
• On 5/16 vs. ATL, totaled 22 points and five assists...marked Sykes' ninth career game with 20+ points and 5+ assists...Her 22 points on 5/16 marked the most points she has scored in a season opener in her career														
• Recorded 27 points on 5/18 at CON, marking the first time in her career she has posted 20+ points and 5+ assists in back-to-back games (5/16/25 and 5/18/25)														
• Attempted 13 (5/16) and 12 (5/18) free throws during the first two games of the season - joining Chamique Holdsclaw (6/20/04-6/22/04) as the only players in Mystics history to attempt 12+ free throws in consecutive games														
• Is the first player since Yolanda Griffith (6/10/99-6/12/99) to attempt at least 25 free throws in the first two games of a WNBA season														
• Scored 20+ points in three consecutive games (5/16-5/21) and scored 30 points on 5/21, her fifth career 30+ point performance														
• Has totaled six 20+ point games														
• Her 55 made free throws through six games were the most in WNBA history over that span, breaking Cynthia Cooper's 1999 record of 50...Her 67 attempts were also the most by any player in league history through the first six game														
• Reached 3,000-career points on 5/30 vs. NYL														



2025 REGULAR SEASON MYSTICS INDIVIDUAL SINGLE-GAME HIGHS

Points	30	Brittney Sykes	at Valkyries	5/21
3-Pointers Made	4	Sonia Citron	at Aces	5/23
Steals	3	Sug Sutton	vs. Dream	5/16
		Brittney Sykes	vs. Liberty	5/30
Rebounds	14	KiKi Iriafen	at Sun	5/18
Freethrows Made	11	Brittney Sykes	at Sun	5/18
		Brittney Sykes	at Valkyries	5/21
Defensive Rating	99.8	Sika Koné	at Sun	5/18
Offensive Rating	99.8	Aaliyah Edwards	vs. Liberty	6/5

2025 REGULAR SEASON OPPONENTS INDIVIDUAL SINGLE-GAME HIGHS

Points	28	Sabrina Ionescu	vs. Liberty	5/30
3-Pointers Made	6	Allisha Gray	vs. Dream	5/16
Steals	4	Temi Fágbenlé	at Valkyries	5/21
		Kathryn Westbeld	at Mercury	5/25
Rebounds	18	Jonquel Jones	vs. Liberty	5/30
Freethrows Made	10	Breanna Stewart	vs. Liberty	6/5
Defensive Rating	99.6	Chelsea Gray	at Aces	5/23
Offensive Rating	99.8	A'ja Wilson	at Aces	5/23



	WASHINGTON MYSTICS		OPPONENTS	
Points	30	Brittney Sykes at GSV 05/21/2025	28	Sabrina Ionescu vs. NYL 05/30/2025
Points in a Quarter	11	KiKi Iriafen (1st) vs. NYL 06/05/2025	14	Veronica Burton (4th) at GSV 05/21/2025
	11	Brittney Sykes (4th) at IND 06/03/2025		
	11	Brittney Sykes (2nd) at CON 05/18/2025		
Points in a Half	19	Brittney Sykes (2nd) at GSV 05/21/2025	19	Allisha Gray (1st) vs. ATL 05/16/2025
Field Goals	9	KiKi Iriafen at IND 06/03/2025	9	Sabrina Ionescu vs. NYL 05/30/2025
Field Goal Attempts	20	Brittney Sykes vs. ATL 05/16/2025	21	Marina Mabrey at CON 05/18/2025
Field Goal Percentage	1.000	Sug Sutton (2-2) vs. NYL 05/30/2025	1.000	Aliyah Boston (5-5) at IND 06/03/2025
	1.000	Sika Koné (2-2) at PHO 05/25/2025		
3-PT Field Goal	4	Sonia Citron at LVA 05/23/2025	6	Allisha Gray vs. ATL 05/16/2025
3-PT FG Attempts	6	Sonia Citron at LVA 05/23/2025	12	Rhyne Howard vs. ATL 05/16/2025
	6	Sonia Citron at GSV 05/21/2025		
	6	Brittney Sykes vs. ATL 05/16/2025		
3-PT FG Percentage	1.000	Lucy Olsen (2-2) vs. IND 05/28/2025	1.000	Kennedy Burke (4-4) vs. NYL 06/05/2025
	1.000	Sonia Citron (2-2) vs. ATL 05/16/2025		
Free Throws	11	Brittney Sykes at GSV 05/21/2025	10	Breanna Stewart vs. NYL 06/05/2025
	11	Brittney Sykes at CON 05/18/2025		
Free Throw Attempts	14	Brittney Sykes at GSV 05/21/2025	13	Breanna Stewart vs. NYL 06/05/2025
Free Throw Percentage	1.000	KiKi Iriafen (4-4) vs. NYL 05/30/2025	1.000	DeWanna Bonner (9-9) vs. IND 05/28/2025
Offensive Rebounds	6	KiKi Iriafen vs. NYL 06/05/2025	6	Brianna Jones vs. ATL 05/16/2025
Defensive Rebounds	10	KiKi Iriafen at PHO 05/25/2025	15	Jonquel Jones vs. NYL 05/30/2025
	10	KiKi Iriafen at CON 05/18/2025		
Total Rebounds	14	KiKi Iriafen at CON 05/18/2025	18	Jonquel Jones vs. NYL 05/30/2025
Assists	8	Stefanie Dolson at LVA 05/23/2025	8	Lindsay Allen at CON 05/18/2025
Steals	3	Brittney Sykes vs. NYL 05/30/2025	4	Kathryn Westbeld at PHO 05/25/2025
	3	Sug Sutton vs. ATL 05/16/2025	4	Temi Fágbenlé at GSV 05/21/2025
Blocks	2	Shakira Austin at IND 06/03/2025	3	Leonie Fiebich vs. NYL 05/30/2025
	2	Brittney Sykes vs. IND 05/28/2025	3	Aliyah Boston vs. IND 05/28/2025
	2	Stefanie Dolson at LVA 05/23/2025	3	A'ja Wilson at LVA 05/23/2025
	2	Stefanie Dolson vs. ATL 05/16/2025		
Minutes	37:09	Brittney Sykes vs. ATL 05/16/2025	37:41	A'ja Wilson at LVA 05/23/2025
Points in Paint	14	Brittney Sykes at IND 06/03/2025	14	Tina Charles at CON 05/18/2025
	14	KiKi Iriafen vs. IND 05/28/2025	14	Brittney Griner vs. ATL 05/16/2025
	14	Brittney Sykes at CON 05/18/2025		
Second Chance Points	8	KiKi Iriafen vs. IND 05/28/2025	9	Allisha Gray vs. ATL 05/16/2025
Fast Break Points	7	Brittney Sykes at CON 05/18/2025	6	Breanna Stewart vs. NYL 05/30/2025

MYSTICS HIGHS	MYSTICS LOWS	CATEGORY	OPPONENTS HIGHS	OPPONENTS LOWS
94 vs. ATL 05/16/2025	62 at PHO 05/25/2025	Points	90 vs. ATL 05/16/2025	68 at PHO 05/25/2025
22 vs. NYL 06/05/2025	13 at CON 05/18/2025	Points/1st Qtr.	27 vs. NYL 05/30/2025	11 at GSV 05/21/2025
28 at CON 05/18/2025	7 at PHO 05/25/2025	Points/2nd Qtr.	32 vs. NYL 06/05/2025	17 (3) vs. NYL 05/30/2025
44 vs. IND 05/28/2025	22 at PHO 05/25/2025	Points/1st Half	49 vs. NYL 06/05/2025	31 at GSV 05/21/2025
30 vs. ATL 05/16/2025	16 (3) vs. NYL 05/30/2025	Points/3rd Qtr.	31 at IND 06/03/2025	13 vs. IND 05/28/2025
30 at CON 05/18/2025	13 at LVA 05/23/2025	Points/4th Qtr.	29 at GSV 05/21/2025	13 vs. NYL 06/05/2025
53 vs. ATL 05/16/2025	30 at LVA 05/23/2025	Points/2nd Half	47 at IND 06/03/2025	36 at PHO 05/25/2025
32 at CON 05/18/2025	19 at PHO 05/25/2025	Field Goals	30 (2) at IND 06/03/2025	21 at PHO 05/25/2025
74 vs. NYL 05/30/2025	54 at PHO 05/25/2025	Field Goal Attempts	74 vs. ATL 05/16/2025	59 at IND 06/03/2025
.545 at IND 06/03/2025	.284 vs. NYL 05/30/2025	Field Goal Percentage	.508 at IND 06/03/2025	.319 at GSV 05/21/2025
10 at LVA 05/23/2025	1 at IND 06/03/2025	3-PT Field Goal	12 vs. ATL 05/16/2025	3 at CON 05/18/2025
24 at PHO 05/25/2025	10 at IND 06/03/2025	3-PT FG Attempts	38 vs. NYL 05/30/2025	14 at CON 05/18/2025
.500 (2) at LVA 05/23/2025	.100 at IND 06/03/2025	3-PT FG Percentage	.393 at IND 06/03/2025	.189 at GSV 05/21/2025
23 vs. ATL 05/16/2025	14 at LVA 05/23/2025	Free Throws	24 (2) vs. NYL 06/05/2025	14 at IND 06/03/2025
31 vs. ATL 05/16/2025	17 at LVA 05/23/2025	Free Throw Attempts	30 vs. NYL 06/05/2025	19 at PHO 05/25/2025
.944 vs. NYL 05/30/2025	.625 vs. NYL 06/05/2025	Free Throw Percentage	.950 at LVA 05/23/2025	.609 at IND 06/03/2025
12 (2) vs. NYL 06/05/2025	5 vs. ATL 05/16/2025	Offensive Rebounds	15 vs. ATL 05/16/2025	1 at IND 06/03/2025
36 at GSV 05/21/2025	21 vs. ATL 05/16/2025	Defensive Rebounds	37 vs. NYL 05/30/2025	18 (2) at IND 06/03/2025
43 at GSV 05/21/2025	26 vs. ATL 05/16/2025	Total Rebounds	46 vs. NYL 05/30/2025	19 at IND 06/03/2025
20 (2) vs. NYL 06/05/2025	12 at IND 06/03/2025	Assists	24 vs. ATL 05/16/2025	15 (5) vs. NYL 06/05/2025
8 vs. NYL 05/30/2025	2 at LVA 05/23/2025	Steals	15 at PHO 05/25/2025	4 vs. ATL 05/16/2025
15 (9) at PHO 05/25/2025	15 (9) at PHO 05/25/2025	Team Fouls	14 (9) at CON 05/18/2025	14 (9) at CON 05/18/2025
32 at CON 05/18/2025	14 vs. NYL 05/30/2025	Personal Fouls	28 at CON 05/18/2025	15 vs. NYL 05/30/2025
27 at PHO 05/25/2025	7 vs. ATL 05/16/2025	Turnovers	17 vs. IND 05/28/2025	8 (2) at IND 06/03/2025
5 (2) at IND 06/03/2025	1 (2) vs. NYL 05/30/2025	Blocks	8 vs. NYL 05/30/2025	1 at PHO 05/25/2025
48 (2) at IND 06/03/2025	22 at PHO 05/25/2025	Points in Paint	44 at CON 05/18/2025	18 at PHO 05/25/2025
18 at PHO 05/25/2025	6 at LVA 05/23/2025	Second Chance Points	23 vs. ATL 05/16/2025	5 at PHO 05/25/2025
23 at CON 05/18/2025	0 (2) vs. NYL 06/05/2025	Fast Break Points	10 (3) vs. NYL 05/30/2025	0 vs. IND 05/28/2025
12 (2) vs. IND 05/28/2025	2 vs. NYL 05/30/2025	Biggest Lead	22 vs. NYL 05/30/2025	3 at LVA 05/23/2025
31 vs. NYL 06/05/2025	4 at LVA 05/23/2025	Bench Points	31 vs. NYL 06/05/2025	9 at LVA 05/23/2025
21 at CON 05/18/2025	7 at GSV 05/21/2025	Points Off Turnovers	20 at CON 05/18/2025	4 vs. ATL 05/16/2025





BY MYSTICS	AN INDIVIDUAL...	BY OPPONENT
30 PTS, Brittney Sykes: (WAS L, 74-76) @ Golden State, 05/21/25	Scored 30+ points	30 PTS, Napheesa Collier: (WAS L, 83-99) vs. Minnesota, 08/17/24
* Never Has Happened *	Scored 40+ points	40 PTS, A'ja Wilson: (WAS L, 89-113) @ Las Vegas, 08/11/23
15 REB, Elizabeth Williams: (WAS W, 87-75) @ Indiana, 05/31/22	Had 15+ Rebounds	18 REB, Jonquel Jones: (WAS L, 63-85) vs. New York, 05/30/25
20 REB, Krystal Thomas: (WAS L, 74-76) @ Las Vegas, 08/04/17	Had 20+ Rebounds	22 REB, Jonquel Jones: (WAS L, 76-86) vs. Connecticut, 08/29/17
* Never Has Happened *	Had 10+ Offensive Rebounds	10 OREB, Sylvia Fowles: (WAS L, 85-89) @ Chicago, 07/10/13
15 AST, Natasha Cloud: (WAS L, 75-80) vs. Atlanta, 09/08/23	Had 15+ assists	15 AST, Courtney Vandersloot: (WAS W, 89-85 (OT)) @ Chicago, 07/10/21
5 BLK, Shakira Austin: (WAS L, 80-85) vs. New York, 05/14/24	Had 5+ Blocks	5 BLK, Azurá Stevens: (WAS L, 83-93) @ Chicago, 08/05/22
6 STL, Ariel Atkins: (WAS L, 68-70) @ Los Angeles, 05/21/24	Had 5+ Steals	5 STL, Caitlin Clark: (WAS W, 89-84) @ Indiana, 07/10/24
12 FGM, Brittney Sykes: (WAS W, 80-74) vs. Los Angeles, 08/23/24	Made 10+ Field Goals	13 FGM, Napheesa Collier: (WAS L, 83-99) vs. Minnesota, 08/17/24
* Never Has Happened *	Made 15+ Field Goals	17 FGM, A'ja Wilson: (WAS L, 89-113) @ Las Vegas, 08/11/23
* Never Has Happened *	Made 20+ Field Goals	* Never Has Happened *
7 3FGM, Kristi Toliver: (WAS W, 100-96) vs. Atlanta, 07/19/17	Made 7+ 3-Pointers	7 3FGM, Caitlin Clark: (WAS L, 83-85) vs. Indiana, 06/07/24
10 3FGM, Ariel Atkins: (WAS L, 73-76 (OT)) vs. Atlanta, 09/15/24	10+ 3-Pointer Attempts	10 3FGM, Sabrina Ionescu: (WAS L, 78-86) vs. New York, 06/05/25
16 FTM, Monique Currie: (WAS W, 82-77) vs. Dallas, 07/25/14	Made 15+ Free Throws	15 FTM, Katie Douglas: (WAS L, 81-85) @ Indiana, 07/28/09
7 TO, Brittney Sykes: (WAS W, 83-77) vs. Indiana, 05/28/25	5+ Turnovers	5 TO, Natasha Howard: (WAS W, 83-77) vs. Indiana, 05/28/25
11 FD, Brittney Sykes: (WAS W, 90-85) @ Connecticut, 05/18/25	10+ Fouls Drawn	10 FD, Breanna Stewart: (WAS L, 78-86) vs. New York, 06/05/25
10 FGM/10 FGM, Ariel Atkins/Theresa Plaisance: (WAS W, 96-93) vs. Atlanta, 06/17/21	Two Players with 10+ Field Goals Made	12 FGM/10 FGM, Jonquel Jones/Brionna Jones: (WAS L, 75-85) vs. Connecticut, 08/31/21
5 3FGM/5 3FGM, Leilani Mitchell/Tina Charles: (WAS W, 87-83) @ Seattle, 06/22/21	Two Players with 5+ 3-Pointers Made	5 3FGM/5 3FGM, Riquna Williams/Nneka Ogumike: (WAS L, 81-98) @ Los Angeles, 07/07/19
* Never Has Happened *	Had a triple-double	14 PTS, 11 REB, 10 AST, Satou Sabally: (WAS L, 62-90) @ Dallas, 07/28/23





22 PTS, 24 REB, Chamique Holdsclaw: (WAS W, 74-70) @ Charlotte, 05/23/03

Had a 20/20 game

* Never Has Happened *

3rd period, Karlie Samuelson: (WAS L, 71-87) vs. New York, 09/17/24

Had a four-point play

4th period, Kayla Thornton: (WAS L, 74-76) @ Golden State, 05/21/25

A TEAM...

* Never Has Happened *

Shot .600+ from the field

.617 (37-60), (WAS L, 69-101) @ Seattle, 05/25/24

31 PTS, (WAS W, 89-58) @ Chicago, 09/11/24

Won by 20+ points

22 PTS, (WAS L, 63-85) vs. New York, 05/30/25

31 PTS, (WAS W, 89-58) @ Chicago, 09/11/24

Won by 30+ points

32 PTS, (WAS L, 69-101) @ Seattle, 05/25/24

43 PTS, (WAS W, 102-59) vs. Connecticut, 06/29/19

Won by 40+ points

* Never Has Happened *

* Never Has Happened *

Won by 50+ points

* Never Has Happened *

71 REB, (WAS W, 85-80) vs. Phoenix, 08/06/17

Had 60+ rebounds

65 REB, (WAS L, 72-89) @ Dallas, 07/02/23

* Never Has Happened *

Had 35+ assists

* Never Has Happened *

30 AST, (WAS W, 101-72) vs. New York, 08/25/19

Had 30+ assists

31 AST, (WAS L, 77-98) @ Las Vegas, 07/04/24

* Never Has Happened *

Made 50+ field goals

* Never Has Happened *

* Never Has Happened *

Made 35+ free throws

* Never Has Happened *

1st OT, (WAS W, 89-85 (OT)) @ Chicago, 07/10/21

Overtime Win

1st OT, (WAS L, 73-76 (OT)) vs. Atlanta, 09/15/24

* Never Has Happened *

Double-Overtime Win

* Never Has Happened *

THE MYSTICS (SINGLE-SEASON)...

8/25/2019 — 9/19/2019 (8)

Won 5 straight

--

* Never Has Happened *

Won 10 straight

--

6/16/2023 — 7/11/2023 (5)

Won 5 straight at home

--

7/21/2019 — 9/19/2019 (12)

Won 10 straight at home

--

* Never Has Happened *

Won 15 straight at home

--

8/26/2024 — 9/13/2024 (6)

Won 5 straight on road

--

* Never Has Happened *

Won 10 straight on road

--

* Never Has Happened *

Won 15 straight on road

--

7/14/2024 — 8/20/2024 (5)

Lost 5 straight

--

5/4/2024 — 6/9/2024 (14)

Lost 10 straight

--

6/27/2024 — 8/20/2024 (6)

Lost 5 straight at home

--

5/4/2024 — 6/9/2024 (8)

Lost 5 straight on road

--



DATE	OPPONENT	FORWARD	FORWARD	CENTER	GUARD	GUARD	SCORE	W/L
May 16, 2025	vs. Atlanta	#22 Sonia Citron	#44 Kiki Iriafen	#31 Stefanie Dolson	#1 Sug Sutton	#20 Brittney Sykes	94-90	W
May 18, 2025	@ Connecticut	#22 Sonia Citron	#44 Kiki Iriafen	#31 Stefanie Dolson	#1 Sug Sutton	#20 Brittney Sykes	90-85	W
May 21, 2025	@ Golden State	#22 Sonia Citron	#44 Kiki Iriafen	#31 Stefanie Dolson	#1 Sug Sutton	#20 Brittney Sykes	76-74	L
May 23, 2025	@ Las Vegas	#5 Jade Melbourne	#44 Kiki Iriafen	#31 Stefanie Dolson	#1 Sug Sutton	#22 Sonia Citron	75-72	L
May 25, 2025	@ Phoenix	#22 Sonia Citron	#44 Kiki Iriafen	#31 Stefanie Dolson	#1 Sug Sutton	#20 Brittney Sykes	68-62	L
May 28, 2025	vs. Indiana	#22 Sonia Citron	#44 Kiki Iriafen	#31 Stefanie Dolson	#1 Sug Sutton	#20 Brittney Sykes	83-77	W
May 30, 2025	vs. New York	#22 Sonia Citron	#44 Kiki Iriafen	#31 Stefanie Dolson	#1 Sug Sutton	#20 Brittney Sykes	85-63	L
Jun 3, 2025	@ Indiana	#22 Sonia Citron	#44 Kiki Iriafen	#31 Stefanie Dolson	#20 Brittney Sykes	#1 Sug Sutton	85-76	L
Jun 5, 2025	vs. New York	#22 Sonia Citron	#44 Kiki Iriafen	#31 Stefanie Dolson	#1 Sug Sutton	#20 Brittney Sykes	86-78	L
Jun 8, 2025	Connecticut	--	--	--	--	--	--	--
Jun 15, 2025	Atlanta	--	--	--	--	--	--	--
Jun 17, 2025	at Chicago	--	--	--	--	--	--	--
Jun 20, 2025	at Atlanta	--	--	--	--	--	--	--
Jun 22, 2025	Dallas	--	--	--	--	--	--	--
Jun 24, 2025	Minnesota	--	--	--	--	--	--	--
Jun 26, 2025	at Las Vegas	--	--	--	--	--	--	--
Jun 28, 2025	at Dallas	--	--	--	--	--	--	--
Jul 3, 2025	at Minnesota	--	--	--	--	--	--	--
Jul 8, 2025	Chicago	--	--	--	--	--	--	--
Jul 10, 2025	Las Vegas	--	--	--	--	--	--	--
Jul 13, 2025	at Seattle	--	--	--	--	--	--	--
Jul 15, 2025	at Los Angeles	--	--	--	--	--	--	--
Jul 22, 2025	Los Angeles	--	--	--	--	--	--	--
Jul 26, 2025	Seattle	--	--	--	--	--	--	--
Jul 27, 2025	Phoenix	--	--	--	--	--	--	--
Jul 29, 2025	Chicago	--	--	--	--	--	--	--
Jul 31, 2025	Golden State	--	--	--	--	--	--	--
Aug 3, 2025	at Atlanta	--	--	--	--	--	--	--
Aug 5, 2025	at Chicago	--	--	--	--	--	--	--
Aug 8, 2025	at Minnesota	--	--	--	--	--	--	--
Aug 10, 2025	at Dallas	--	--	--	--	--	--	--
Aug 13, 2025	Golden State	--	--	--	--	--	--	--
Aug 15, 2025	at Indiana	--	--	--	--	--	--	--
Aug 17, 2025	Los Angeles	--	--	--	--	--	--	--
Aug 19, 2025	Connecticut	--	--	--	--	--	--	--
Aug 21, 2025	at Connecticut	--	--	--	--	--	--	--
Aug 23, 2025	Las Vegas	--	--	--	--	--	--	--
Aug 24, 2025	Seattle	--	--	--	--	--	--	--
Aug 28, 2025	at New York	--	--	--	--	--	--	--
Aug 30, 2025	at Golden State	--	--	--	--	--	--	--
Aug 31, 2025	at Los Angeles	--	--	--	--	--	--	--
Sep 4, 2025	Phoenix	--	--	--	--	--	--	--
Sep 7, 2025	Indiana	--	--	--	--	--	--	--
Sep 9, 2025	at New York	--	--	--	--	--	--	--





TEAM TREND	TTL	LAST GAME	TEAM TREND	TTL	LAST GAME
<4 Mystics w/ 10+ pts	0-4	vs. NYL 6/5/25	Mystics shoot 50.0% or better	2-1	@ IND 6/3/25
4+ Mystics w/ 10+ pts	3-2	@ IND 6/3/25	Opp shoots 50.0% or better	0-1	@ IND 6/3/25
5+ Mystics w/ 10+ pts	1-0	vs. ATL 5/16/25	Mystics shoot 45.0% or better	2-1	@ IND 6/3/25
6+ Mystics w/ 10+ pts	0-0		Mystics shoot 44.0% or below	1-5	vs. NYL 6/5/25
7+ Mystics w/ 10+ pts	0-0		Mystics shoot 40.0% or below	0-4	vs. NYL 5/30/25
8+ Mystics w/ 10+ pts	0-0		Opp shoots 45.0% or better	0-1	@ IND 6/3/25
Mystics no 20+ pt scorer	0-3	vs. NYL 6/5/25	Opp shoots 40.0% or below	1-3	vs. IND 5/28/25
Opp no 20+ pt scorer	0-1	@ PHO 5/25/25	Mystics w/10+ 3-pointers made	0-1	@ LVA 5/23/25
2+ Mystics w/20+ pt scorer	0-1	@ IND 6/3/25	Opp w/10+ 3-pointers made	1-4	vs. NYL 6/5/25
2+ Opp w/20+ pt scorer	0-0		Mystics w/15+ 3-pointers made	0-0	
3+ Mystics w/20+ pt scorer	0-0		Opp w/15+ 3-pointers made	0-0	
3+ Opp w/20+ pt scorer	0-0		Mystics 3FG% 40.0% or better	1-1	@ LVA 5/23/25
Mystics w/30+ pt scorer	0-1	@ GSV 5/21/25	Opp 3FG% 40.0% or better	0-0	
Opp w/30+ pt scorer	0-0		Mystics FT% 80.0 or better	0-3	vs. NYL 5/30/25
All 5 Starters w/10+ pts	0-0		Opp FT% 80.0 or better	2-4	vs. NYL 6/5/25
Opp 5 Starters w/10+ pts	0-0		Mystics FT% below 70.0	0-2	vs. NYL 6/5/25
2+ reserves w/10+ pts	0-0		Opp FT% below 70.0	1-1	@ IND 6/3/25
Opp 2+ reserves w/10+ pts	0-0		Mystics FTM >= Opp FTA	0-0	
3+ reserves w/10+ pts	0-0		Opp FTM >= Mystics FTA	0-3	vs. NYL 6/5/25
Opp 3+ reserves w/10+ pts	0-0		Mystics FG% >= Opp FG%	3-4	@ IND 6/3/25
Mystics <20 pts. in 1st qtr	2-5	@ IND 6/3/25	Opp FG% >= Mystics FG%	0-1	vs. NYL 5/30/25
Opp <20 pts. in 1st qtr	0-5	vs. NYL 6/5/25	Mystics w/30+ FTA	1-0	vs. ATL 5/16/25
Mystics w/30+ pts in 1st qtr	0-0		Opp w/30+ FTA	0-1	vs. NYL 6/5/25
Opp w/30+ pts in 1st qtr	0-0		Mystics w/20+ asts	1-1	vs. NYL 6/5/25
Mystics under 50 pts 1st half	3-6	vs. NYL 6/5/25	Opp w/20+ asts	1-2	@ IND 6/3/25
Opp under 50 pts 1st half	3-6	vs. NYL 6/5/25	Mystics w/25+ asts	0-0	
Mystics 50+ pts 1st half	0-0		Opp w/25+ asts	0-0	
Opp 50+ pts 1st half	0-0		Mystics w/30+ asts	0-0	
Mystics 60+ pts in 1st half	0-0		Opp w/30+ asts	0-0	
Opp 60+ pts in 1st half	0-0		Mystics asts >= Opp asts	1-4	vs. NYL 6/5/25
Mystics lead by 10+ pts	1-1	vs. IND 5/28/25	Opp asts >= Mystics asts	1-2	@ IND 6/3/25
Opp leads by 10+ pts	2-4	vs. NYL 6/5/25	Mystics w/12 or fewer TOs	1-1	vs. NYL 5/30/25
Games decided by 10+ points	0-1	vs. NYL 5/30/25	Opp w/12 or fewer TOs	1-4	@ IND 6/3/25
Games decided by 4-9 points	3-3	vs. NYL 6/5/25	Mystics w/20+ TOs	0-1	@ PHO 5/25/25
Games decided by 3 or less points	0-2	@ LVA 5/23/25	Opp w/20+ TOs	0-0	
Both teams score 100+ pts	0-0		Mystics TO >= Opp TO	2-5	vs. NYL 6/5/25
Both teams under 100 pts	3-6	vs. NYL 6/5/25	Opp TO >= Mystics TO	1-1	vs. NYL 5/30/25
Mystics score under 100 pts	3-6	vs. NYL 6/5/25	Mystics w/50+ REB	0-2	@ PHO 5/25/25
Opp scores under 100 pts	3-6	vs. NYL 6/5/25	Opp w/50+ REB	1-2	vs. NYL 5/30/25
Mystics score 100+ pts	0-0		Mystics REB >= Opp REB	2-5	vs. NYL 6/5/25
Opp scores 100+ pts	0-0		Opp REB >= Mystics REB	1-1	vs. NYL 5/30/25
Mystics score 110+ pts	0-0		Mystics w/10+ more REB than Opp	0-2	@ IND 6/3/25
Opp scores 110+ pts	0-0		Opp w/10+ more REB than WAS	1-0	vs. ATL 5/16/25
Mystics tied or lead after the 3rd qtr	2-1	vs. IND 5/28/25	Mystics w/10+ stls	0-0	
Mystics tied or lead at halftime	1-1	vs. IND 5/28/25	Opp w/10+ stls	0-3	vs. NYL 6/5/25
Mystics tied or lead after 1st qtr	0-4	vs. NYL 6/5/25	2+ Mystics w/double-double	0-0	
Mystics trailing after the 3rd qtr	1-5	vs. NYL 6/5/25	2+ Opp w/double-double	0-0	
Mystics trailing at halftime	2-5	vs. NYL 6/5/25	3+ Mystics w/double-double	0-0	
Mystics trailing after 1st qtr	3-2	@ IND 6/3/25	3+ Opp w/double-double	0-0	
1st game Back-to-Back	0-0		Mystics PITP >= Opp PITP	3-4	vs. NYL 6/5/25
2nd game Back-to-Back	0-0		Opp PITP >= Mystics PITP	0-1	vs. NYL 5/30/25
1st game after a win	1-2	vs. NYL 5/30/25	Mystics 2CP >= Opp 2CP	1-4	vs. NYL 6/5/25
1st game after a loss	1-4	vs. NYL 6/5/25	Opp 2CP >= Mystics 2CP	2-2	vs. NYL 5/30/25
On Monday	0-0		Mystics FB Pts >= Opp FB Pts	3-1	vs. NYL 5/30/25
On Tuesday	0-1	@ IND 6/3/25	Opp FB Pts >= Mystics FB Pts	0-5	vs. NYL 6/5/25
On Wednesday	1-1	vs. IND 5/28/25	+3 Blocks	3-3	@ IND 6/3/25
On Thursday	0-1	vs. NYL 6/5/25	+5 Blocks	1-1	@ IND 6/3/25
On Friday	1-2	vs. NYL 5/30/25			
On Saturday	0-0				
On Sunday	1-1	@ PHO 5/25/25			
May	3-4	vs. NYL 5/30/25			
June	0-2	vs. NYL 6/5/25			



MYSTICS RECORD WHEN...	OVERALL	HOME	ROAD	NUMBER OF TIMES										
				RECORDING	POINTS			REB			AST	BLK	STL	
					10+	20+	30+	10+	10+	3+	3+	DD	TD	
Outrebounding opponent	2-5	1-1	1-4	Georgia Amoore	--	--	--	--	--	--	--	--	--	
Outrebounded by opponent	1-1	1-1	0-0	Shakira Austin	2	--	--	1	--	--	--	--	--	
Tied in Rebounding	0-0	0-0	0-0	Sonia Citron	9	--	--	--	--	--	--	--	--	
				Stefanie Dolson	--	--	--	--	--	--	--	--	--	
				Aaliyah Edwards	--	--	--	--	--	--	--	--	--	
Shooting better than opponent	3-5	2-1	1-4	Emily Engstler	--	--	--	--	--	--	--	--	--	
Shooting worse than opponent	0-1	0-1	0-0	KiKi Iriafen	9	1	--	4	--	--	--	4	--	
Shooting same than opponent	0-0	0-0	0-0	Sika Koné	--	--	--	--	--	--	--	--	--	
				Jade Melbourne	4	--	--	--	--	--	--	--	--	
More FTM than opponent	1-2	1-0	0-2	Lucy Olsen	--	--	--	--	--	--	--	--	--	
Less FTM than opponent	2-3	1-1	1-2	Sug Sutton	2	--	--	--	--	--	1	--	--	
Same FTM than opponent	0-1	0-1	0-0	Brittney Sykes	7	6	1	--	--	--	1	--	--	
				NUMBER OF TIMES LEADING TEAM IN... (INCLUDES TIES)										
					PTS	REB	AST	BLK	STL	MIN				
More turnovers than opponent	2-5	1-1	1-4	Georgia Amoore	--	--	--	--	--	--	--	--	--	
Less turnovers than opponent	1-1	1-1	0-0	Shakira Austin	--	1	--	1	3	--	--	--	--	
Same turnovers than opponent	0-0	0-0	0-0	Sonia Citron	2	--	--	3	4	5	--	--	--	
				Stefanie Dolson	--	--	1	3	2	--	--	--	--	
Bench outscores opponent bench	2-2	1-0	1-2	Aaliyah Edwards	--	--	--	--	1	--	--	--	--	
Opponent bench outscores WAS	0-3	0-1	0-2	Emily Engstler	--	1	--	2	2	--	--	--	--	
Bench scoring equal	1-1	1-1	0-0	KiKi Iriafen	2	6	--	1	--	--	--	--	--	
				Sika Koné	--	--	--	--	--	--	--	--	--	
Scoring less than 80 points	0-6	0-2	0-4	Jade Melbourne	--	1	2	1	4	--	--	--	--	
Scoring between 80-89 points	1-0	1-0	0-0	Lucy Olsen	--	--	--	1	--	--	--	--	--	
Scoring between 90-99 points	2-0	1-0	1-0	Sug Sutton	--	--	1	1	3	--	--	--	--	
Scoring between 100-109	0-0	0-0	0-0	Brittney Sykes	6	1	6	2	5	4	--	--	--	
Scoring 110 or more points	0-0	0-0	0-0											
Opponent scores less than 80	1-3	1-0	0-3											
Opponent scores between 80-89	1-3	0-2	1-1											
Opponent scores between 90-99	1-0	1-0	0-0											
Opponent scores between 100-109	0-0	0-0	0-0											
Opponent scores 110 or more	0-0	0-0	0-0											

STARTING LINEUPS							
LAST USED	GAME	FORWARD	FORWARD	CENTER	GUARD	GUARD	RECORD
5/23	at Aces	Jade Melbourne	KiKi Iriafen	Stefanie Dolson	Sonia Citron	Sug Sutton	0-1
6/5	vs. Liberty	Sonia Citron	KiKi Iriafen	Stefanie Dolson	Brittney Sykes	Sug Sutton	3-5

GAMES MISSED DUE TO INJURIES/SUSPENSIONS			
NAME	INJURY/ILLNESS	DATES OUT	GAMES MISSED
Georgia Amoore	ACL Injury	5/16; 5/21; 5/30	3
	ACL	5/18; 5/23 through 5/25/25; 6/5	4
	R. ACL	5/28	1
Shakira Austin	Right Leg	5/16	1
	Concussion Protocol	5/23	1
Aaliyah Edwards	Low Back Contusion	5/16	1
	Back	5/18	1
	Lower Back Contusion	5/21 through 5/23/25	2
Brittney Sykes	Right Lower Leg	5/23	1
TOTAL GAMES MISSED			15





			MYSTICS										OPPONENTS									
DATE	OPPONENT	W/L	BENCH PTS	AVG	INTHE PAINT	AVG	SECOND CHANCE	AVG	FAST BREAK	AVG	POINTS OFFTO	AVG	BENCH PTS	AVG	INTHE PAINT	AVG	SECOND CHANCE	AVG	FAST BREAK	AVG	POINTS OFFTO	AVG
5/16	Atlanta	W	20	20.0	36	36.0	8	8.0	8	8.0	20	20.0	13	13.0	34	34.0	23	23.0	5	5.0	4	4.0
5/18	at Connecticut	W	22	21.0	46	41.0	7	7.5	23	15.5	21	20.5	16	14.5	44	39.0	9	16.0	4	4.5	20	12.0
5/21	at Golden State	L	20	20.7	32	38.0	14	9.7	9	13.3	7	16.0	18	15.7	28	35.3	9	13.7	10	6.3	17	13.7
5/23	at Las Vegas	L	4	16.5	24	34.5	6	8.8	0	10.0	8	14.0	9	14.0	24	32.5	14	13.8	10	7.3	17	14.5
5/25	at Phoenix	L	25	18.2	22	32.0	18	10.6	7	9.4	10	13.2	21	15.4	18	29.6	5	12.0	8	7.4	14	14.4
5/28	Indiana	W	29	20.0	48	34.7	17	11.7	11	9.7	10	12.7	29	17.7	32	30.0	11	11.8	0	6.2	14	14.3
5/30	New York	L	12	18.9	26	33.4	8	11.1	16	10.6	12	12.6	21	18.1	32	30.3	10	11.6	10	6.7	15	14.4
6/3	at Indiana	L	21	19.1	48	35.3	9	10.9	2	9.5	16	13.0	24	18.9	34	30.8	7	11.0	5	6.5	19	15.0
6/5	New York	L	31	20.4	46	36.4	12	11.0	0	8.4	9	12.6	31	20.2	24	30.0	8	10.7	9	6.8	14	14.9
6/8	Connecticut	--	--	--	--	--	--	--	--	--	--	--	--	--	--	--	--	--	--	--	--	--
6/15	Atlanta	--	--	--	--	--	--	--	--	--	--	--	--	--	--	--	--	--	--	--	--	--
6/17	at Chicago	--	--	--	--	--	--	--	--	--	--	--	--	--	--	--	--	--	--	--	--	--
6/20	at Atlanta	--	--	--	--	--	--	--	--	--	--	--	--	--	--	--	--	--	--	--	--	--
6/22	Dallas	--	--	--	--	--	--	--	--	--	--	--	--	--	--	--	--	--	--	--	--	--
6/24	Minnesota	--	--	--	--	--	--	--	--	--	--	--	--	--	--	--	--	--	--	--	--	--
6/26	at Las Vegas	--	--	--	--	--	--	--	--	--	--	--	--	--	--	--	--	--	--	--	--	--
6/28	at Dallas	--	--	--	--	--	--	--	--	--	--	--	--	--	--	--	--	--	--	--	--	--
7/3	at Minnesota	--	--	--	--	--	--	--	--	--	--	--	--	--	--	--	--	--	--	--	--	--
7/8	Chicago	--	--	--	--	--	--	--	--	--	--	--	--	--	--	--	--	--	--	--	--	--
7/10	Las Vegas	--	--	--	--	--	--	--	--	--	--	--	--	--	--	--	--	--	--	--	--	--
7/13	at Seattle	--	--	--	--	--	--	--	--	--	--	--	--	--	--	--	--	--	--	--	--	--
7/15	at Los Angeles	--	--	--	--	--	--	--	--	--	--	--	--	--	--	--	--	--	--	--	--	--
7/22	Los Angeles	--	--	--	--	--	--	--	--	--	--	--	--	--	--	--	--	--	--	--	--	--
7/26	Seattle	--	--	--	--	--	--	--	--	--	--	--	--	--	--	--	--	--	--	--	--	--
7/27	Phoenix	--	--	--	--	--	--	--	--	--	--	--	--	--	--	--	--	--	--	--	--	--
7/29	Chicago	--	--	--	--	--	--	--	--	--	--	--	--	--	--	--	--	--	--	--	--	--
7/31	Golden State	--	--	--	--	--	--	--	--	--	--	--	--	--	--	--	--	--	--	--	--	--
8/3	at Atlanta	--	--	--	--	--	--	--	--	--	--	--	--	--	--	--	--	--	--	--	--	--
8/5	at Chicago	--	--	--	--	--	--	--	--	--	--	--	--	--	--	--	--	--	--	--	--	--
8/8	at Minnesota	--	--	--	--	--	--	--	--	--	--	--	--	--	--	--	--	--	--	--	--	--
8/10	at Dallas	--	--	--	--	--	--	--	--	--	--	--	--	--	--	--	--	--	--	--	--	--
8/13	Golden State	--	--	--	--	--	--	--	--	--	--	--	--	--	--	--	--	--	--	--	--	--
8/15	at Indiana	--	--	--	--	--	--	--	--	--	--	--	--	--	--	--	--	--	--	--	--	--
8/17	Los Angeles	--	--	--	--	--	--	--	--	--	--	--	--	--	--	--	--	--	--	--	--	--
8/19	Connecticut	--	--	--	--	--	--	--	--	--	--	--	--	--	--	--	--	--	--	--	--	--
8/21	at Connecticut	--	--	--	--	--	--	--	--	--	--	--	--	--	--	--	--	--	--	--	--	--
8/23	Las Vegas	--	--	--	--	--	--	--	--	--	--	--	--	--	--	--	--	--	--	--	--	--
8/24	Seattle	--	--	--	--	--	--	--	--	--	--	--	--	--	--	--	--	--	--	--	--	--
8/28	at New York	--	--	--	--	--	--	--	--	--	--	--	--	--	--	--	--	--	--	--	--	--
8/30	at Golden State	--	--	--	--	--	--	--	--	--	--	--	--	--	--	--	--	--	--	--	--	--
8/31	at Los Angeles	--	--	--	--	--	--	--	--	--	--	--	--	--	--	--	--	--	--	--	--	--
9/4	Phoenix	--	--	--	--	--	--	--	--	--	--	--	--	--	--	--	--	--	--	--	--	--
9/7	Indiana	--	--	--	--	--	--	--	--	--	--	--	--	--	--	--	--	--	--	--	--	--
9/9	at New York	--	--	--	--	--	--	--	--	--	--	--	--	--	--	--	--	--	--	--	--	--
	2025-26 TOTALS	3-6	184	20.4	328	36.4	99	11.0	76	8.4	113	12.6	182	20.2	270	30.0	96	10.7	61	6.8	134	14.9





				MYSTICS								OPPONENTS								
DATE	OPPONENT	OVERALL REC	W/L	1ST	2ND	1ST HALF	3RD	4TH	2ND HALF	BIGGEST LEAD	TOTAL	1ST	2ND	1ST HALF	3RD	4TH	2ND HALF	BIGGEST LEAD	TOTAL	POINT DIFF.
5/16	Atlanta	1-0	W	20	21	41	30	23	53	8	94	24	21	45	25	20	45	12	90	4
5/18	at Connecticut	2-0	W	13	28	41	19	30	49	5	90	23	23	46	19	20	39	15	85	5
5/21	at Golden State	2-1	L	14	16	30	16	28	44	9	74	11	20	31	16	29	45	7	76	-2
5/23	at Las Vegas	2-2	L	18	24	42	17	13	30	12	72	16	17	33	17	25	42	3	75	-3
5/25	at Phoenix	2-3	L	15	7	22	22	18	40	6	62	13	19	32	14	22	36	13	68	-6
5/28	Indiana	3-3	W	19	25	44	16	23	39	12	83	23	17	40	13	24	37	6	77	6
5/30	New York	3-4	L	17	15	32	16	15	31	2	63	27	17	44	22	19	41	22	85	-22
6/3	at Indiana	3-5	L	18	16	34	21	21	42	5	76	19	19	38	31	16	47	16	85	-9
6/5	New York	3-6	L	22	12	34	23	21	44	6	78	17	32	49	24	13	37	16	86	-8
6/8	Connecticut	--		--	--	--	--	--	--	--	--	--	--	--	--	--	--	--	--	--
6/15	Atlanta	--		--	--	--	--	--	--	--	--	--	--	--	--	--	--	--	--	--
6/17	at Chicago	--		--	--	--	--	--	--	--	--	--	--	--	--	--	--	--	--	--
6/20	at Atlanta	--		--	--	--	--	--	--	--	--	--	--	--	--	--	--	--	--	--
6/22	Dallas	--		--	--	--	--	--	--	--	--	--	--	--	--	--	--	--	--	--
6/24	Minnesota	--		--	--	--	--	--	--	--	--	--	--	--	--	--	--	--	--	--
6/26	at Las Vegas	--		--	--	--	--	--	--	--	--	--	--	--	--	--	--	--	--	--
6/28	at Dallas	--		--	--	--	--	--	--	--	--	--	--	--	--	--	--	--	--	--
7/3	at Minnesota	--		--	--	--	--	--	--	--	--	--	--	--	--	--	--	--	--	--
7/8	Chicago	--		--	--	--	--	--	--	--	--	--	--	--	--	--	--	--	--	--
7/10	Las Vegas	--		--	--	--	--	--	--	--	--	--	--	--	--	--	--	--	--	--
7/13	at Seattle	--		--	--	--	--	--	--	--	--	--	--	--	--	--	--	--	--	--
7/15	at Los Angeles	--		--	--	--	--	--	--	--	--	--	--	--	--	--	--	--	--	--
7/22	Los Angeles	--		--	--	--	--	--	--	--	--	--	--	--	--	--	--	--	--	--
7/26	Seattle	--		--	--	--	--	--	--	--	--	--	--	--	--	--	--	--	--	--
7/27	Phoenix	--		--	--	--	--	--	--	--	--	--	--	--	--	--	--	--	--	--
7/29	Chicago	--		--	--	--	--	--	--	--	--	--	--	--	--	--	--	--	--	--
7/31	Golden State	--		--	--	--	--	--	--	--	--	--	--	--	--	--	--	--	--	--
8/3	at Atlanta	--		--	--	--	--	--	--	--	--	--	--	--	--	--	--	--	--	--
8/5	at Chicago	--		--	--	--	--	--	--	--	--	--	--	--	--	--	--	--	--	--
8/8	at Minnesota	--		--	--	--	--	--	--	--	--	--	--	--	--	--	--	--	--	--
8/10	at Dallas	--		--	--	--	--	--	--	--	--	--	--	--	--	--	--	--	--	--
8/13	Golden State	--		--	--	--	--	--	--	--	--	--	--	--	--	--	--	--	--	--
8/15	at Indiana	--		--	--	--	--	--	--	--	--	--	--	--	--	--	--	--	--	--
8/17	Los Angeles	--		--	--	--	--	--	--	--	--	--	--	--	--	--	--	--	--	--
8/19	Connecticut	--		--	--	--	--	--	--	--	--	--	--	--	--	--	--	--	--	--
8/21	at Connecticut	--		--	--	--	--	--	--	--	--	--	--	--	--	--	--	--	--	--
8/23	Las Vegas	--		--	--	--	--	--	--	--	--	--	--	--	--	--	--	--	--	--
8/24	Seattle	--		--	--	--	--	--	--	--	--	--	--	--	--	--	--	--	--	--
8/28	at New York	--		--	--	--	--	--	--	--	--	--	--	--	--	--	--	--	--	--
8/30	at Golden State	--		--	--	--	--	--	--	--	--	--	--	--	--	--	--	--	--	--
8/31	at Los Angeles	--		--	--	--	--	--	--	--	--	--	--	--	--	--	--	--	--	--
9/4	Phoenix	--		--	--	--	--	--	--	--	--	--	--	--	--	--	--	--	--	--
9/7	Indiana	--		--	--	--	--	--	--	--	--	--	--	--	--	--	--	--	--	--
9/9	at New York	--		--	--	--	--	--	--	--	--	--	--	--	--	--	--	--	--	--
	2025-26 TOTALS	3-6	--	156	164	320	180	192	372	--	692	173	185	358	181	188	369	--	727	-35
	AVG/GAME	--	--	17.3	18.2	35.6	20.0	21.3	41.3	7.2	76.9	19.2	20.6	39.8	20.1	20.9	41.0	12.2	80.8	-3.9



PLAYER	MIN	FG	ATT	3FG	ATT	FT	FTA	OR	DR	TOT	AST	PF	PFD	STL	TO	BLK	PTS
Shakira Austin	23	5	11	--	2C	3(2)	5	3	8	11	4C	4	4	2	5	2	13
	Jun. 5	May. 28	Jun. 5		Jun. 5	Jun. 5	Jun. 3	Jun. 5	Jun. 5	Jun. 5	Jun. 5	Jun. 5	Jun. 5	May. 28	May. 21	Jun. 3	May. 28
	vs. NYL	vs. IND	vs. NYL		vs. NYL	vs. NYL	at IND	vs. NYL	vs. NYL	vs. NYL	vs. NYL	vs. NYL	vs. NYL	vs. IND	at GSV	at IND	vs. IND
Sonia Citron	36C	6C(2)	13C	4C	6C(2)	5C(2)	6C(2)	1C(2)	8C	8C	4C	5C	5C(3)	2C	6C	1C(4)	19C(2)
	May. 23	May. 23	May. 30	May. 23	May. 23	May. 18	May. 18	May. 30	May. 21	May. 21	May. 25	May. 25	Jun. 3	May. 18	May. 25	Jun. 3	May. 23
	at LVA	at LVA	vs. NYL	at LVA	at LVA	at CON	at CON	vs. NYL	at GSV	at GSV	at PHO	at PHO	at IND	at CON	at PHO	at IND	at LVA
Stefanie Dolson	29	4	7	2(2)	4	--	--	2	5	6	8	4(4)	2	1(5)	3(3)	2(2)	8(2)
	May. 23	Jun. 5	May. 23	May. 23	May. 25			May. 21	May. 23	May. 23	May. 23	Jun. 3	May. 21	Jun. 3	Jun. 5	May. 23	Jun. 5
	at LVA	vs. NYL	at LVA	at LVA	at PHO			at GSV	at LVA	at LVA	at LVA	at IND	at GSV	at IND	vs. NYL	at LVA	vs. NYL
Aaliyah Edwards	20	2(2)	7	--	1C(2)	2(2)	4	2(2)	5(2)	7	1(4)	4	4	1(2)	4	--	6
	May. 28	Jun. 3	May. 30		Jun. 5	May. 28	May. 28	May. 28	May. 30	May. 25	Jun. 3	May. 28	May. 25	May. 28	May. 28		May. 25
	vs. IND	at IND	vs. NYL		vs. NYL	vs. IND	vs. IND	vs. IND	vs. NYL	at PHO	at IND	vs. IND	at PHO	vs. IND	vs. IND		at PHO
Emily Engstler	15	2(4)	6	1(4)	3	2	2(3)	3(2)	6	7	4	4	1(6)	1(4)	2(3)	1(5)	6
	May. 25	Jun. 5	May. 25	May. 28	May. 25	May. 30	May. 30	Jun. 3	Jun. 5	Jun. 5	May. 28	May. 25	Jun. 5	Jun. 3	Jun. 5	Jun. 3	May. 25
	at PHO	vs. NYL	at PHO	vs. IND	at PHO	vs. NYL	vs. NYL	at IND	vs. NYL	vs. NYL	vs. IND	at PHO	vs. NYL	at IND	vs. NYL	at IND	at PHO
KiKi Iriafen	35C	9C	14C(2)	--	--	6C	8C	6C	10C(2)	14C	2C(3)	6C	6C	2C	7C	1C	20C
	May. 23	Jun. 3	May. 30			May. 16	May. 16	Jun. 5	May. 25	May. 18	May. 30	May. 16	May. 23	May. 30	May. 25	May. 18	Jun. 3
	at LVA	at IND	vs. NYL			vs. ATL	vs. ATL	vs. NYL	at PHO	at CON	vs. NYL	vs. ATL	at LVA	vs. NYL	at PHO	at CON	at IND
Sika Koné	14	2	5	--	1	1	1	1	4	5	2	4	2	--	2(2)	--	4
	May. 21	May. 25	May. 21		May. 21	May. 21	May. 21	May. 25	May. 25	May. 25	May. 21	May. 23	May. 21		May. 21		May. 25
	at GSV	at PHO	at GSV		at GSV	at GSV	at GSV	at PHO	at PHO	at PHO	at GSV	at LVA	at GSV		at GSV		at PHO
Jade Melbourne	35C	6	11	3C	5(2)	4	6C(2)	1(4)	7C	7C	7C	5C(2)	5C(2)	2	5C	1C	15(2)
	May. 23	Jun. 5	May. 23	May. 18	May. 25	May. 23	May. 23	Jun. 5	May. 21	May. 21	May. 21	May. 23	Jun. 3	May. 16	May. 21	May. 18	Jun. 5
	at LVA	vs. NYL	at LVA	at CON	at PHO	at LVA	at LVA	vs. NYL	at GSV	at GSV	at GSV	at LVA	at IND	vs. ATL	at GSV	at CON	vs. NYL
Lucy Olsen	16C	2C(2)	6C	2C	3C	1C	2C	1C(2)	4C	5C	2C	3C	1C(3)	1C	3C	1C	6C
	May. 23	May. 28	May. 23	May. 28	May. 21	May. 21	May. 21	May. 30	May. 23	May. 23	May. 30	May. 23	May. 23	May. 30	May. 23	May. 21	May. 28
	at LVA	vs. IND	at LVA	vs. IND	at GSV	at GSV	at GSV	vs. NYL	at LVA	at LVA	vs. NYL	at LVA	at LVA	vs. NYL	at LVA	at GSV	vs. IND
Sug Sutton	33	5	9(2)	2	5	2(3)	3	1(2)	3	3	3(3)	2(4)	2(2)	3C	3	1C(3)	13
	May. 23	May. 16	May. 23	May. 23	May. 23	May. 30	May. 16	May. 18	May. 30	May. 30	Jun. 3	Jun. 5	May. 23	May. 16	May. 25	Jun. 5	May. 16
	at LVA	vs. ATL	at LVA	at LVA	at LVA	vs. NYL	vs. ATL	at CON	vs. NYL	vs. NYL	at IND	vs. NYL	at LVA	vs. ATL	at PHO	vs. NYL	vs. ATL
Brittney Sykes	37	8(2)	20	3	6	11(2)	14C	2	7	9	7	6C	11C	3	7	2	30
	May. 16	May. 21	May. 16	May. 21	May. 16	May. 21	May. 21	May. 28	May. 28	May. 28	May. 18	May. 18	May. 18	May. 30	May. 28	May. 28	May. 21
	vs. ATL	at GSV	vs. ATL	at GSV	vs. ATL	at GSV	at GSV	vs. IND	vs. IND	vs. IND	at CON	at CON	at CON	vs. NYL	vs. IND	vs. IND	at GSV
Mystics High Games	200.0(9)	32	74	10	24	23	31	12(2)	36	52	20(2)	32	28	8	27	5(2)	94
	Jun. 5	May. 18	May. 30	May. 23	May. 25	May. 16	May. 16	Jun. 5	May. 21	May. 25	Jun. 5	May. 18	May. 18	May. 30	May. 25	Jun. 3	May. 16
	vs. NYL	at CON	vs. NYL	at LVA	at PHO	vs. ATL	vs. ATL	vs. NYL	at GSV	at PHO	vs. NYL	at CON	at CON	vs. NYL	at PHO	at IND	vs. ATL
Mystics Low Games	200.0(9)	19	54	1	10	14	17	5	21	40	12	14	15	2	7	1(2)	62
	Jun. 5	May. 25	May. 25	Jun. 3	Jun. 3	May. 23	May. 23	May. 16	May. 16	May. 16	Jun. 3	May. 30	May. 30	May. 23	May. 16	May. 30	May. 25
	vs. NYL	at PHO	at PHO	at IND	at IND	at LVA	at LVA	vs. ATL	vs. ATL	vs. ATL	at IND	vs. NYL	vs. NYL	at LVA	vs. ATL	vs. NYL	at PHO
Opponents High Games	200.0(9)	30(2)	74	12	38	24(2)	30	15	37	51	24	28	32	15	17	8	90
	Jun. 5	Jun. 3	May. 16	May. 16	May. 30	Jun. 5	Jun. 5	May. 16	May. 30	May. 16	May. 16	May. 18	May. 18	May. 25	May. 28	May. 30	May. 16
	vs. NYL	at IND	vs. ATL	vs. ATL	vs. NYL	vs. NYL	vs. NYL	vs. ATL	vs. NYL	vs. ATL	vs. ATL	at CON	at CON	at PHO	vs. IND	vs. NYL	vs. ATL
Opponents Low Games	200.0(9)	21	59	3	14	14	19	1	18(2)	30	15(5)	15	14	4	8(2)	1	68
	Jun. 5	May. 25	Jun. 3	May. 18	May. 18	Jun. 3	May. 25	Jun. 3	Jun. 3	Jun. 3	Jun. 5	May. 30	May. 30	May. 16	Jun. 3	May. 25	May. 25
	vs. NYL	at PHO	at IND	at CON	at CON	at IND	at PHO	at IND	at IND	at IND	vs. NYL	vs. NYL	vs. NYL	vs. ATL	at IND	at PHO	at PHO

"C" INDICATES A NEW CAREER-HIGH, "T" A TIED CAREER-HIGH.

NUMBERS IN PARENTHESES INDICATE THE NUMBER OF GAMES IN WHICH A PLAYER OR TEAM HAS REACHED A GIVEN TOTAL (IF MORE THAN ONE).



WNBA														
	PPG	FGM/G	FG%	3FGM/G	3FG%	FT%	ORPG	DRPG	RPG	APG	SPG	TOV/G	BPG	PF/G
Aces	8	10	12	3	6	*1	8	8	9	13	5	*1	4	13
Dream	3	6	9	2	9	7	3	3	*1	4	12	2	2	10
Fever	4	2	4	8	4	13	11	6	8	8	8	6	7	2
Liberty	*1	4	*1	*1	*1	2	12	*1	3	2	*1	3	*1	8
Lynx	2	5	2	7	3	4	6	4	7	*1	7	8	8	11
Mercury	9	9	8	4	8	8	10	9	10	7	4	9	6	6
Mystics	12	11	6	13	7	10	5	2	4	11 T	13	11	10	*1
Sky	10	8	11	10	11	12	*1	11 T	2	9	9	13	9	5
Sparks	6	7	5	6	5	9	7	10	12	6	2	7	12	9
Storm	7	3	3	9	2	11	13	7	11	3	10	5	5	12
Sun	13	12	10	12	12	5	9	13	13	11 T	11	10	13	3
Valkyries	11	13	13	5	13	3	4	5	5	10	3	12	11	7
Wings	5	*1	7	11	10	6	2	11 T	6	5	6	4	3	4

EASTERN CONFERENCE														
	PPG	FGM/G	FG%	3FGM/G	3FG%	FT%	ORPG	DRPG	RPG	APG	SPG	TOV/G	BPG	PF/G
Dream	2	3	4	2	4	3	2	3	*1	2	5	*1	2	6
Fever	3	*1	2	3	2	6	5	4	5	3	2	3	3	2
Liberty	*1	2	*1	*1	*1	*1	6	*1	3	*1	*1	2	*1	5
Mystics	5	5	3	6	3	4	3	2	4	5 T	6	5	5	*1
Sky	4	4	6	4	5	5	*1	5	2	4	3	6	4	4
Sun	6	6	5	5	6	2	4	6	6	5 T	4	4	6	3

WESTERN CONFERENCE														
	PPG	FGM/G	FG%	3FGM/G	3FG%	FT%	ORPG	DRPG	RPG	APG	SPG	TOV/G	BPG	PF/G
Aces	5	6	6	*1	4	*1	5	4	4	7	4	*1	2	7
Lynx	*1	3	*1	5	2	3	3	*1	3	*1	6	5	5	5
Mercury	6	5	5	2	5	5	6	5	5	5	3	6	4	2
Sparks	3	4	3	4	3	6	4	6	7	4	*1	4	7	4
Storm	4	2	2	6	*1	7	7	3	6	2	7	3	3	6
Valkyries	7	7	7	3	7	2	2	2	*1	6	2	7	6	3
Wings	2	*1	4	7	6	4	*1	7	2	3	5	2	*1	*1

OPPONENTS														
	PPG	FGM/G	FG%	3FGM/G	3FG%	FT%	ORPG	DRPG	RPG	APG	SPG	TOV/G	BPG	PF/G
Aces	9	11	10	3	8	12	*1	13	13	12	*1	11	3 T	8
Dream	7 T	10	9	*1	7	*1	2	5	*1	5	4	13	2	11
Fever	3	3	4	2	3	4	11	8	8	*1	2	3	11	12
Liberty	*1	*1	*1	7	4	2	13	4	12	2	3	2	*1	9
Lynx	2	5	3	4	*1	9	9 T	*1	2	3	8	4	3 T	6
Mercury	4	4	6	6	5	11	5	11 T	11	8	5	*1	6	2
Mystics	6	2	2	8 T	2	8	7	3	4	4	11	12	7 T	13
Sky	13	13	12	13	13	6	9 T	2	3	11	13	6 T	13	5
Sparks	10	7	8	10	9	13	6	6 T	5	9	10	10	10	7
Storm	5	8	7	5	6	3	12	6 T	9 T	6	7	5	12	*1
Sun	11	9	13	11	12	10	4	10	6 T	10	9	9	9	10
Valkyries	7 T	6	5	12	10	7	3	11 T	6 T	7	12	8	5	4
Wings	12	12	11	8 T	11	5	8	9	9 T	13	6	6 T	7 T	3

* = WNBA leader | T = Tied for position



DATE

TRANSACTION

MAY

May 14, 2025 Waived Lauren Jensen, Ashten Prechtel, Zaay Green, and Khadijiah Cave
May 7, 2025..... Signed Lauren Jensen to a training camp contract
May 4, 2025..... Waived Morgan Jones
May 4, 2025..... Waived JoJo Lacey

APRIL

April 14, 2025..... Traded Karlie Samuelson to the Minnesota Lynx for a 2026 first round pick (their own)
April 14, 2025..... Selected Sonia Citron with the 3rd overall pick
April 14, 2025..... Selected Kiki Iriafen with the 4th overall pick
April 14, 2025..... Selected Georgia Amooore with the 6th overall pick
April 14, 2025..... Selected Lucy Olsen with the 23rd overall pick
April 14, 2025..... Selected Zaay Green with the 32nd overall pick
April 19, 2025..... Signed Ashten Prechtel to a training camp contract
April 19, 2025..... Signed Khadijiah Cave to a training camp contract
April 19, 2025..... Signed Morgan Jones to a training camp contract
April 19, 2025..... Signed JoJo Lacey to a training camp contract



#8 GEORGIA AMOORE
GUARD



#0 SHAKIRA AUSTIN
CENTER



#22 SONIA CITRON
GUARD



#31 STEFANIE DOLSON
CENTER



#24 AALIYAH EDWARDS
FORWARD



#21 EMILY ENGSTLER
FORWARD



#44 KIKI IRIAFEN
FORWARD




#3 SIKA KONÉ
FORWARD



#5 JADE MELBOURNE
GUARD



#33 LUCY OLSEN
GUARD



#1 SUG SUTTON
GUARD



#20 BRITTNEY SYKES
GUARD

COACHING STAFF



SYDNEY JOHNSON
HEAD COACH



EMRE VATANSEVER
ASSISTANT COACH



JESSIE MILLER
ASSISTANT COACH



BARB TURNER
ASSISTANT COACH



CLINTON CROUCH
PLAYER DEVELOPMENT
LEAD