



Washington Mystics (2-2) @ Phoenix Mercury (2-1)



Sunday, May 25th, 2025 — PHX Arena — 6:00 pm EDT — Regular Season Game #5 — Away Game #4

LAST GAME'S STARTERS

PLAYER / 2025-26 REGULAR SEASON AVERAGES

#1	Sug Sutton						G • 5-8 • 140 • Texas-Austin/USA • 3rd Season
	GP/GS	PPG	RPG	APG	SPG	BPG	MPG
	4/4	7.3	1.3	1.8	1.0	0.3	25.5
#5	Jade Melbourne						G • 5-10 • 145 • Cranberra Capitals/Australia • 2nd Season
	GP/GS	PPG	RPG	APG	SPG	BPG	MPG
	4/1	12.0	4.3	3.3	1.0	0.3	27.5
#22	Sonia Citron						G • 6-1 • 100 • Notre Dame/USA • Rookie
	GP/GS	PPG	RPG	APG	SPG	BPG	MPG
	4/4	15.8	4.0	2.3	0.8	0.5	29.6
#44	KiKi Iriafen						PF • 6-3 • 100 • Southern California/USA • Rookie
	GP/GS	PPG	RPG	APG	SPG	BPG	MPG
	4/4	14.5	10.8	1.0	0.0	0.3	31.4
#31	Stefanie Dolson						C • 6-5 • 214 • Connecticut/USA • 11th Season
	GP/GS	PPG	RPG	APG	SPG	BPG	MPG
	4/4	5.3	3.5	3.5	0.8	1.0	25.2

THE 2025 WASHINGTON MYSTICS MEDIA GUIDE IS AVAILABLE ONLINE AT HOOPSOMG.COM

2025-26 REGULAR SEASON MYSTICS RECORDS

	RECORD	HOME	ROAD	OT
OVERALL	2-2	1-0	1-2	--
WESTERN	0-2	--	0-2	--
EASTERN	2-0	1-0	1-0	--
	2-2	1-0	1-2	--
STREAKS OVERALL: LOST 2 WEST: LOST 2 EAST: WON 2 : LOST 2				

UPCOMING GAMES

DATE	OPPONENT	TIME (ET)	TV
Wed, May. 28	vs. IND	7:30 pm	--
Fri, May. 30	vs. NYL	7:30 pm	--
Tue, Jun. 3	at IND	7:00 pm	--
Thu, Jun. 5	vs. NYL	7:30 pm	--
Sun, Jun. 8	vs. CON	3:00 pm	--

BROADCAST INFORMATION

TV: MNMT (Meghan McPeak, Christy Winters Scott)  
RADIO: Team 980

GAME STATUS REPORT

Aaliyah Edwards – Low Back Contusion – PROBABLE  
Brittney Sykes – Right Lower Leg – QUESTIONABLE  
Georgia Amoore – ACL Injury – OUT  
Shakira Austin – Concussion Protocol – OUT

UPCOMING MILESTONES

- 🏀 Stefanie Dolson (2988) needs 12 more points to reach 3,000 points in her career.
- 🏀 Stefanie Dolson (96) needs four more three point makes to reach 100 three-pointers with the Mystics.
- 🏀 Brittney Sykes (992) needs eight more rebounds to reach 1000 career rebounds.

MYSTICS 2025 REGULAR SEASON SCHEDULE

DATE	OPPONENT	SCORE	RECORD
5/16	vs. Dream	94-90	W 1-0
5/18	@ Sun	90-85	W 2-0
5/21	@ Valkyries	74-76	L 2-1
5/23	@ Aces	72-75	L 2-2
5/25	@ Mercury	6:00 pm	--
5/28	vs. Fever	7:30 pm	--
5/30	vs. Liberty	7:30 pm	--
6/3	@ Fever	7:00 pm	--
6/5	vs. Liberty	7:30 pm	--
6/8	vs. Sun	3:00 pm	--
6/15	vs. Dream	2:00 pm	--
6/17	@ Sky	8:00 pm	--
6/20	@ Dream	7:30 pm	--
6/22	vs. Wings	3:00 pm	--
6/24	vs. Lynx	8:00 pm	--
6/26	@ Aces	10:00 pm	--
6/28	@ Wings	8:00 pm	--
7/3	@ Lynx	8:00 pm	--
7/8	vs. Sky	11:30 am	--
7/10	vs. Aces	7:30 pm	--
7/13	@ Storm	6:00 pm	--
7/15	@ Sparks	10:00 pm	--
7/22	vs. Sparks	7:30 pm	--
7/26	vs. Storm	7:30 pm	--
7/27	vs. Mercury	6:00 pm	--
7/29	vs. Sky	7:30 pm	--
7/31	vs. Valkyries	7:30 pm	--
8/3	@ Dream	3:00 pm	--
8/5	@ Sky	8:00 pm	--
8/8	@ Lynx	7:30 pm	--
8/10	@ Wings	4:00 pm	--
8/13	vs. Valkyries	7:30 pm	--
8/15	@ Fever	7:30 pm	--
8/17	vs. Sparks	3:00 pm	--
8/19	vs. Sun	7:30 pm	--
8/21	@ Sun	7:00 pm	--
8/23	vs. Aces	3:00 pm	--
8/24	vs. Storm	3:00 pm	--
8/28	@ Liberty	7:00 pm	--
8/30	@ Valkyries	8:30 pm	--
8/31	@ Sparks	8:00 pm	--
9/4	vs. Mercury	7:30 pm	--
9/7	vs. Fever	3:00 pm	--
9/9	@ Liberty	7:00 pm	--

QUICK HITS

JADE MELBOURNE

- 🏀 Made first career start on 5/23 at LVA.
- 🏀 Recorded 14 points and three rebounds on 5/23, her third 10+ point game this season.
- 🏀 One of six players averaging 12+ points on 50.0% shooting from the field and 3pt range.

STEF DOLSON

- 🏀 Totaled a game-high eight assists, along with eight points and six rebounds on 5/23 at LVA.
- 🏀 Her eight assists are tied for the second most in a game in her career.

SONIA CITRON

- 🏀 Her 19 points on 5/16 tied Nikki McCray (6/11/1998 @ CHA) for the second-most in a rookie debut in franchise history.
- 🏀 Has scored in double figures in all four games this season
- 🏀 Currently leads all rookies in scoring, averaging 15.8 points per game.

SUG SUTTON

- 🏀 Scored 10 points on 5/23 at LVA.
- 🏀 Has made fourth consecutive start.

KIKI IRIAFEN

- 🏀 Became the first rookie in franchise history to record three consecutive double-doubles - after posting 17 points, 13 rebounds and two assists vs. LVA (5/23).
- 🏀 Has recorded 43 rebounds through the first four games - ranks fifth all-time for rebounds through a rookie's first four games in WNBA history.
- 🏀 Her 14.5 points per game ranks second among rookies (trailing only teammate Sonia Citron).





NO.	PLAYER	POS.	HT.	BIRTHDATE	PRIOR TO WNBA/HOME COUNTRY	WNBA EXP.
8	Georgia Amoore	G	5-6	04/03/2001	Kentucky/Australia	R
0	Shakira Austin	C	6-5	07/25/2000	Mississippi/USA	3
22	Sonia Citron	G	6-1	10/22/2003	Notre Dame/USA	R
31	Stefanie Dolson	C	6-5	01/08/1992	Connecticut/USA	11
24	Aaliyah Edwards	F	6-3	07/09/2002	Connecticut/Canada	1
21	Emily Engstler	F	6-1	05/01/2000	Louisville/USA	3
44	KiKi Iriafen	F	6-3	08/26/2003	Southern California/USA	R
3	Sika Koné	F	6-3	07/13/2002	SPAR Gran Canaria (Spain)/Mali	2
5	Jade Melbourne	G	5-10	08/18/2002	Cranberra Capitals/Australia	2
33	Lucy Olsen	G	5-10	05/26/2003	Iowa/USA	R
1	Sug Sutton	G	5-8	12/17/1998	Texas-Austin/USA	3
20	Brittney Sykes	G	5-9	02/07/1994	Syracuse/USA	8

## STAFF

**HEAD COACH**.....Sydney Johnson (Princeton)

**ASSISTANT COACHES**.....Emre Vatansever (Marmara), Jessie Miller (Univ. of Illinois Chicago), Barb Turner (Connecticut)

**PLAYER DEVELOPMENT LEAD**.....Clinton Crouch (Saint Francis)

**ASSISTANT ATHLETIC TRAINER**.....Palak Ghetiya

**PHYSIOTHERAPIST**.....Derrick Larkins

**HEAD OF ATHLETE REHABILITATION**.....Kala Flagg

**DIRECTOR, ATHLETE PHYSICAL HEALTH AND PERFORMANCE**.....Ellie Somers

## PRONUNCIATION GUIDE

**Georgia Amoore** (A-more); **Sonia Citron** (Sone-yuh Sih-tron);  
**KiKi Iriafen** (EER-ee-ah-FENN); **Sika Koné** (SEE-kuh KOH-nay);  
**Jade Melbourne** (Mel-Bin); **Sug Sutton** (shug (like "sugar"))

## STAFF PRONUNCIATIONS:

**Emre Vatansever** (ehm-RAY vah-TAWN-sehv-er)

## NUMERICAL ROSTER

<b>0</b> Shakira Austin	<b>1</b> Sug Sutton
<b>3</b> Sika Koné	<b>5</b> Jade Melbourne
<b>8</b> Georgia Amoore	<b>20</b> Brittney Sykes
<b>21</b> Emily Engstler	<b>22</b> Sonia Citron
<b>24</b> Aaliyah Edwards	<b>31</b> Stefanie Dolson
<b>33</b> Lucy Olsen	<b>44</b> KiKi Iriafen





2024-25 REGULAR										
SEASON	PPG	OPP. PPG	FG%	3FG%	FT%	RPG	APG	SPG	TO	BPG
Mystics	79.3	82.3	.433	.366	.767	31.9	21.6	7.28	16.1	3.43
Mercury	81.5	84.8	.439	.326	.799	32.3	19.9	6.60	14.1	4.73



2024-25 REGULAR SEASON INDIVIDUAL BESTS			2024-25 REGULAR SEASON MERCURY BESTS			2024-25 REGULAR SEASON TEAM		
Points	19	Karlie Samuelson @ PHO 9/5/24	Points	23	Brittney Griner vs. PHO 7/16/24	Biggest Win	13	@ PHO 9/5/24
Rebounds	12	Myisha Hines-Allen vs. PHO 7/16/24	Rebounds	9	Natasha Mack @ PHO 9/5/24, Natasha Cloud vs. PHO 7/16/24, Natasha Mack @ PHO 5/23/24	Biggest Loss	9	vs. PHO 7/16/24
Assists	6	Ariel Atkins vs. PHO 7/16/24	Assists	10	Natasha Cloud vs. PHO 7/16/24, Natasha Cloud @ PHO 5/23/24			

ALL-TIME SERIES FACTS (MYSTICS, REGULAR SEASON)		ALL-TIME SERIES FACTS (OPPONENT, REGULAR SEASON)	
MYSTICS		MERCURY	
Largest Margin of Victory	23, Sept. 5, 2023 (100-77)	Largest Margin of Victory	29, Aug. 4, 1998 (88-59)
Most Points	107, Jul. 1, 2010	Most Points	104, Jul. 1, 2010
Low Points	52, Jun. 7, 2001	Low Points	54, Jul. 9, 2002

2025-26 REGULAR SEASON VS. MERCURY			2024-25 REGULAR SEASON VS. MERCURY			SERIES HISTORY VS. MERCURY			
DATE	SITE	TIME/RESULT	DATE	SITE	RESULT	ALL-TIME	STREAKS	LAST WIN	LAST LOSS
5/25/25	Phoenix	6:00 pm	5/23/24	Phoenix	L, 80-83	Overall	21-39	Won 1	9/5/24
7/27/25	Washington	6:00 pm	7/16/24	Washington	L, 87-96	Home	12-18	Lost 1	7/23/23
9/4/25	Washington	7:30 pm	9/5/24	Phoenix	W, 90-77	Road	9-21	Won 1	9/5/24

SERIES NOTES

🔥 The Mystics' +23 margin of victory over the Mercury in their 100-77 win in their meeting on September 5, 2023, ranks as the largest win over Phoenix in series history, surpassing the previous high of +21 on June 21, 2005 (77-56).

🔥 Washington's 13-point win margin on Sept. 5, 2024, marked the second largest margin of victory on the road. Washington has won at least one road game by 10+ points in back-to-back seasons.

🔥 The Mystics dished out 28 assists on July 16, 2024, the most assists in season series history. The previous high was 26 (Sept. 5, 2023).

🔥 Washington connected on 14 three-point field goals on Sept. 5, 2024, tying the Mystics' season series high. Last season, Washington made 12+ three-pointers in two of the team's three games.

PREVIOUS MEETINGS

MYSTICS 90, MERCURY 77 – SEPTEMBER 5, 2024 – FOOTPRINT CENTER – PHOENIX, AZ – GAME #34 (11-23, 7-11 AWAY)																			
TEAM	1	2	3	4	OT	FINAL	FG	FGA	FG%	3FG%	FT%	OR	DR	TR	A	PF	ST	TO	BS
WAS	24	26	25	15	-	90	36	68	.529	.500	.800	5	25	30	25	17	10	12	5
PHO	15	17	21	24	-	77	27	68	.397	.300	.824	9	24	33	22	13	4	17	5
TEAM	HIGH PTS		HIGH REB		HIGH AST		TEAM		HIGH PTS		HIGH REB		HIGH AST						
WAS	K. Samuelson: 19		A. Edwards: 6		J. Vanloo: 4		PHO		B. Griner: 15		N. Mack: 9		C. Taylor: 6						

AP -- Karlie Samuelson came off the bench to score 19 points and the Washington Mystics continued their late-season playoff push with a 90-77 victory over the Phoenix Mercury on Thursday night. Washington (11-23), which opened the season with 12 straight losses, has won five of its last six to pull a half-game behind the Chicago Sky and Atlanta Dream for the final spot in the postseason. Phoenix (17-18) won just once in a five-game homestand, beating Atlanta 74-66 on Tuesday to clinch a playoff spot. Samuelson made all six of her shots from the floor, five of them 3-pointers, and 2 of 3 free throws for the Mystics. Brittney Sykes and Julie Vanloo scored 14 and 13, respectively. Emily Engstler added 10 points as the Mystics' reserves outscored their counterparts 44-24. Brittney Griner had 15 points and five rebounds to pace the Mercury. Natasha Cloud had 13 and reserve Monique Billings added 10. Kahleah Copper, the league's third-leading scorer at 22.2 points per game, had three points after three quarters and finished with 11. Samuelson scored seven in the first quarter and the Mystics sank 4 of 7 shots from 3-point range to take a 24-15 lead. Washington had an 8-0 advantage in points off turnovers. Stefanie Dolson and Ariel Atkins hit jumpers to open the second quarter and Washington led by double figures. Samuelson scored 13 in the first half with three her 3-pointers and the Mystics rolled to a 50-32 advantage at the break. Sykes had layups on both ends of a Samuelson 3-pointer as the Mystics scored the first seven points of the third quarter to move ahead by 25. Washington forced 15 turnovers, had a 20-2 scoring edge on miscues and led 75-53 after three quarters. Phoenix, which got no closer than the final score in the final period, won both previous matchups with the Mystics this season.

MERCURY 96, MYSTICS 87 – JULY 16, 2024 – CAPITAL ONE ARENA – WASHINGTON, DC – GAME #25 (6-19, 3-9 HOME)																			
TEAM	1	2	3	4	OT	FINAL	FG	FGA	FG%	3FG%	FT%	OR	DR	TR	A	PF	ST	TO	BS
PHO	17	27	27	25	-	96	35	65	.538	.444	.857	6	25	31	22	14	8	9	6
WAS	19	27	17	24	-	87	33	72	.458	.303	.846	8	25	33	28	19	5	13	1
TEAM	HIGH PTS		HIGH REB		HIGH AST		TEAM		HIGH PTS		HIGH REB		HIGH AST						
WAS	M. Hines-Allen: 18		M. Hines-Allen: 12		A. Atkins: 6		PHO		B. Griner: 23		N. Cloud: 9		N. Cloud: 10						





MYSTICS 2025 AVERAGES																						
PLAYER	GP-GS	MIN	MPG	FG-ATT	FG%	3FG-ATT	3FG%	FT-FTA	FT%	OFF	DEF	TOT/AVG	AST	APG	PF-D	STL	SPG	TO	BLK	BPG	PTS	AVG
Sykes	3-3	105	35.1	22-52	.423	4-12	.333	31-39	.795	2	8	10/3.3	15	5.0	15-28	4	1.33	6	2	0.67	79	26.3
Citron	4-4	118	29.6	20-39	.513	8-17	.471	15-17	.882	0	16	16/4.0	9	2.3	11-17	3	0.75	4	2	0.50	63	15.8
Iriafen	4-4	126	31.4	22-45	.489	0-0	.000	14-18	.778	12	31	43/10.8	4	1.0	14-15	0	0.00	4	1	0.25	58	14.5
Melbourne	4-1	110	27.5	16-30	.533	8-14	.571	8-15	.533	1	16	17/4.3	13	3.3	15-11	4	1.00	8	1	0.25	48	12.0
Sutton	4-4	102	25.5	11-27	.407	3-11	.273	4-5	.800	2	3	5/1.3	7	1.8	5-5	4	1.00	5	1	0.25	29	7.3
Dolson	4-4	101	25.2	8-20	.400	5-10	.500	0-0	.000	3	11	14/3.5	14	3.5	14-4	3	0.75	6	4	1.00	21	5.3
Engstler	4-0	36	8.9	4-8	.500	2-3	.667	1-2	.500	1	11	12/3.0	4	1.0	4-2	2	0.50	5	2	0.50	11	2.8
Olsen	4-0	45	11.2	4-13	.308	1-5	.200	1-2	.500	1	5	6/1.5	2	0.5	6-3	0	0.00	5	1	0.25	10	2.5
Austin	2-0	18	8.8	3-6	.500	0-0	.000	0-1	.000	2	5	7/3.5	0	0.0	4-2	1	0.50	5	0	0.00	6	3.0
Koné	4-0	40	10.0	2-9	.222	0-1	.000	1-1	1.000	0	7	7/1.8	4	1.0	8-3	0	0.00	5	0	0.00	5	1.3
MYSTICS	4	794	198.5	112-249	.450	31-73	.425	75-100	.750	24	113	137/34.3	72	18.0	96-90	21	5.25	53	14	3.50	330	82.5
OPPONENTS	4	794	198.5	106-281	.377	30-120	.250	84-104	.808	44	95	139/34.8	71	17.8	90-96	29	7.25	45	15	3.75	326	81.5

SINGLE GAME HIGHS																						
PLAYER	MIN	FG	ATT	FG%	3FG	ATT	3FG%	FT	FTA	FT%	OFF	DEF	TOT	AST	PF	FD	STL	TO	BLK	PTS		
Sug Sutton	33	5	9 (2)	.556	2	5	.400	2 (2)	3	1.000	1 (2)	2	2 (2)	2 (3)	2 (2)	2 (2)	3	2 (2)	1	13		
Sika Koné	14	1 (2)	5	1.000	--	1	--	1	1	1.000	--	3	3	2	4	2	--	2 (2)	--	3		
Jade Melbourne	35	5	11	.667	3	5	.750	4	6 (2)	1.000	1	7	7	7	5 (2)	4	2	5	1	15		
Brittney Sykes	37	8 (2)	20	.615	3	6	.600	11 (2)	14	.846	1 (2)	4	5	7	6	11	2	4	1 (2)	30		
Emily Engstler	13	2	3	.667	1 (2)	1 (3)	1.000	(2)	1	2	.500	1	5	5 (2)	1 (4)	2	1 (2)	1 (2)	2	1 (2)	5	
Sonia Citron	36	6 (2)	11 (2)	.857	4	6 (2)	1.000	5 (2)	6 (2)	1.000	(2)	--	8	8	3 (2)	4 (2)	5	2	1 (4)	1 (2)	19 (2)	
Stefanie Dolson	29	3	7	.500	2 (2)	3 (3)	.667	(2)	--	--	--	2	5	6	8	4 (2)	2	1 (3)	3	2 (2)	8	
Lucy Olsen	16	2	6	1.000	1	3	.333	1	2	.500	1	4	5	1 (2)	3	1 (3)	--	3	1	4 (2)		
Kiki Iriafen	35	7	14	.700	--	--	--	6	8	.833	4 (2)	10	14	2 (2)	6	6	--	3	1	17 (2)		
Shakira Austin	10	2	5	1.000	--	--	--	--	1	--	1 (2)	3	4	--	3	2	1	5	--	4		
MYSTICS 200 (4)		32	66	.516	10	20 (2)	.500	(2)	23	31	.824	7	36	51	19	32	28	7	17	4 (2)	94	
OPPONENTS 200 (4)		30	74	.439	12	37	.333		24	29	.950	15	26	51	24	28	32	10	14	6	90	



### Team:

- The Mystics are set to play 44 regular season games for the first time in league history. The 44-game season is an increase from the WNBA's 40-game season the past two years.
- Washington will appear on national TV (ESPN3, CBSSN, ION, NBA TV) 17 times this season.
- Washington has 10 afternoon games this season, with seven of the 10 games having a 3:00 p.m. tip-time.
- The Mystics will play four games away from CareFirst Arena this season. Washington's annual Camp Day game will be played on Tuesday, July 8 at Eagle Bank Arena in Fairfax, VA. The Mystics will also play two games at CRF Bank Arena in Baltimore, MD on May 28 and Sept. 7.
- Washington has four rookies on their roster, the most since 2011 (four rookies).
- Washington holds four international players on their opening night roster (Australia, Mali/Spain, Canada), the second consecutive season the Mystics have held four or more players on their opening night roster.
  - This marks the fourth consecutive year (2022-25) Washington's opening night roster has held an international player.
- The Mystics' opening night roster has an average age of 24-348 which ranks as the youngest in the WNBA. This marks the youngest roster Washington has had on opening night since 2016 (24-183).
  - Washington's opening night roster totaled 947 regular season games, the fewest games in the league, with Mystics Veteran Stefanie Dolson totaling 333 of those. The second fewest regular season games played is Dallas (1,108).
- All but two of Washington's players have three or fewer years of experience. Veterans Stefanie Dolson (11 seasons) and Brittney Sykes (8 seasons) are the only players on the roster with four-plus years of service.
  - The Mystics 10 players with three or fewer years of service are the most in the league. The last team to have 10+ players with three or fewer years of service time and player 1+ game for them in a season was the 2023 Mercury (10).
  - Washington's average years of service is 2.75 which ranks fewest in the WNBA.
- The Mystics aim to average 20+ assists per game for the fourth time in franchise history, having previously accomplished the feat in 2024, 2022, and 2019. Washington averaged 21.6 assists per game in 2023.
- Washington attempted a franchise-record 26.6 three-pointers per game during the 2024 season. The team is looking to attempt at least 20 threes per game for the ninth consecutive season.
- The Mystics averaged 7.3 steals per game in 2024 and will look to record seven or more steals per game for the 20th time in franchise history — and for the fifth time since 2020.
- Washington is targeting a top-five finish in pace for the first time since the 2013 season, when they ranked fourth (93.29; 4<sup>th</sup>).
- The Mystics also look to finish top-three in bench points for the second consecutive season. In 2024, Washington led the WNBA in bench scoring, averaging 27.4 points per game.



### Individual:

- Veteran center **Stefanie Dolson** looks to build on her three-point success from last season. Dolson shot 46.5% from beyond the arc in 2024, the third-highest percentage in the league, and the second consecutive season she has shot at least 40.0% from three-point territory.
  - Her 72 three-point makes in 2024 were the most by any center.
  - Dolson totaled at least 300 points, 150 rebounds, 100 assists, and 50 three-pointers last season, joining T. Catchings (2012) and J. Loyd (2024) as the only players to amass those benchmarks in the 10<sup>th</sup> or later season of their career.
  - At the age of 33, Dolson would become the oldest player in WNBA history to record those totals in a single season.
- Veteran guard **Brittney Sykes** aims to finish top five in steals per game. Sykes has averaged at least 1.5 steals per game in four seasons.
  - Since 2020, only A. Ogunbowale (DAL), B. Stewart (NYL), and A. Thomas (PHX) have also averaged 1.5+ steals per game in four seasons.
  - Sykes averaged 12.2 points per game during the 2024 season, marking her third consecutive season averaging double digits.
  - She looks to become the third Mystic to average at least 10.0 points and 3.0 assists in three or more seasons, joining Alana Beard (4) and Kristi Toliver (3).
- Center **Shakira Austin** is coming off a career-best season, posting career highs in points (11.8), steals (1.3), and both free throw attempts (4.5) and makes (3.0).
  - In 2025, she aims to average at least 12.0 points and 7.0 rebounds, which would make her the seventh Mystic in franchise history to reach those averages.
- Forward **Aaliyah Edwards** averaged 7.6 points and 5.6 rebounds per game on .490 shooting during her rookie campaign.
  - She aims to become just the third Mystic (joining Shakira Austin, 2022-2023 and Murriel Page, 1998-1999) to average at least 7.0 points and 5.0 rebounds while shooting at least 47.5% in each of her first two seasons.
  - Edwards also looks to finish among the top five rebounders in her sophomore class.
- Rookie Watch:
  - The Mystics aim to have a rookie average at least 8.0 points per game during the 2025 season. If accomplished, it would mark the 13<sup>th</sup> rookie in franchise history to do so, and the first since Shakira Austin (2022).
  - Only six rookies in Mystics history have averaged 10.0+ points per game, with the last coming in 2018 (A. Atkins).
- Washington is also targeting a rookie average 3.0 assists per game – which would be just the seventh time in team history that a rookie reached that assist mark (last: Natasha Cloud, 2015).
- For the second consecutive season, the Mystics look to have a rookie average 5.0 rebounds per game.
  - Since 2020, Washington has had two rookies achieve this feat. The Mystics would join Chicago and Indiana as the only teams since 2020 to have at least three rookies average 5.0 rebounds in their debut seasons.



## MYSTIC BLOOM: THE YOUTH MOVEMENT

- The Mystics made key strides toward its future in the 2025 WNBA Draft, selecting three players in the first round – Sonia Citron (3rd overall), Kiki Iriafen (4th overall), and Georgia Amoore (6th overall) – the most first-round selections in franchise history.
- Washington had the youngest opening night roster in the WNBA, 24-348, which marked the youngest roster Washington has had on opening night since 2016 (24-183).
- All but two players on the roster, veterans Stefanie Dolson (11 seasons) and Brittney Sykes (8 seasons), have three or fewer years of WNBA experience.
- The Mystics have an average of 3.6 years of WNBA experience on their current roster and has a total of 984 regular season games played among their 12 roster players, marking the fewest total regular season games played by a team this season.

### LAST 5 SEASONS WASHINGTON'S AVERAGE AGE & EXPERIENCE (OPENING NIGHT)

Year	Exp. (Service)	Age	No. Rookies on Roster
2025	2.8	24-348	4 (Citron, Iriafen)
2024	4.5	27-348	2 (Edwards, Van Loo)
2023	6.2	29-245	1 (Meng)
2022	4.7	28-139	3 (Austin, Benzan, Machida)
2021	5.5	28-255	0

## WASHINGTON MYSTICS 2025 ROOKIES




**Sonia Citron**  
3rd Overall



**Kiki Iriafen**  
4th Overall



**Georgia Amoore**  
6th Overall



**Lucy Olsen**  
23rd Overall

## 2025 OPENING NIGHT ROSTERS BY AGE & EXPERIENCE

TEAM	AGE	TEAM	EXP.
<b>WAS</b>	<b>24-349</b>	<b>WAS</b>	<b>2.75</b>
DAL	25-295	DAL	3.08
CON	27-244	CON	3.31
ATL	27-288	PHX	3.38
MIN	27-332	NYL	4.33

## ROOKIE DEBUT

- Rookie Sonia Citron finished with 19 points (6-7 FG), two rebounds, and two assists in her debut on 5/16 vs. ATL. Her 19 points tied Nikki McCray (6/11/1998 @ CHA) for the second-most in a rookie debut in franchise history.
- Citron is the first rookie since Diamond Miller (9/8/2023) to record at least 17 points on .850+ shooting. She joins Alana Beard and Shakira Austin as the only Mystics rookies to accomplish this feat.
- Kiki Iriafen contributed 14 points. Citron (19) and Iriafen (14) became the second rookie duo in Mystics history to score in double figures in their career debuts, joining Chamique Holdsclaw & Shalonda Enis (6/10/1999 vs. Charlotte).

### MYSTICS; MOST POINTS IN ROOKIE DEBUT

RANK	PLAYER	POINTS	SEASON
1.	Stacey Dales	23	2002
<b>2.</b>	<b>Sonia Citron</b>	<b>19</b>	<b>2025</b>
2.	Nikki McCray	19	1998
4.	Chamique Holdsclaw	18	1999
5.	Marissa Coleman	16	2009
<b>6.</b>	<b>KiKi Iriafen</b>	<b>14</b>	<b>2025</b>

## ROOKIES & SEASONED VETS

- Washington's roster has totaled 984 regular season games, the fewest games in the league.
- Mystics Veteran Stefanie Dolson has totaled 337 regular season games played and Brittney Sykes 243, accounting for 580 of the 984 games (58.9% of the Mystics' regular season games played).
- All but two of Washington's players have three or fewer years of experience. Veterans Stefanie Dolson (11 seasons) and Brittney Sykes (8 seasons) are the only players on the roster with four-plus years of service.
- The Mystics 10 players with three or fewer years of service are the most in the league.

### 2025 WNBA ROSTERS RANKED BY REG. SEASON GAMES PLAYED

TEAM	GAMES
<b>WAS</b>	<b>984</b>
DAL	1,147
PHX	1,192
CON	1,269
GSV	1,408

### 2025 OPEN NIGHT ROSTERS; NUMBER OF PLAYERS BASED ON EXPERIENCE

TEAM	PLAYERS W/3 OR FEWER YEARS OF EXP.
<b>WAS</b>	<b>10</b>
CON	9
PHX	8
GSV	7
3 TIED	6



ONE TEAM. ONE DMV.

With 22 home games on the schedule, the Washington Mystics are expanding their footprint across the DMV. This includes two games at EagleBank Arena in Fairfax, Virginia, and two at CFG Bank Arena in Baltimore, Maryland.

All remaining home games will be held at CareFirst Arena in Southeast D.C.

Mystics games in Fairfax and Baltimore include:

WASHINGTON MYSTICS 2025 VENUE RELOCATIONS			
Date	Opponent	Arena	City/Location
Wed. May 28	Indiana Fever	CFG Bank Arena	Baltimore, MD
Tue. July 8	Chicago Sky	EagleBank Arena	Fairfax, VA
Thu. July 10	Las Vegas Aces	EagleBank Arena	Fairfax, VA
Sun. Sept. 7	Indiana Fever	CFG Bank Arena	Baltimore, MD

A NEW ERA

On December 23, 2024, Monumental Basketball announced Jamila Wideman as the Washington Mystics’ new General Manager and Sydney Johnson as Head Coach.

Wideman joins the Mystics after six years at the NBA league office, where she most recently served as Senior Vice President of Player Development. A former player herself, Wideman was selected third overall in the 1997 WNBA Draft by the Los Angeles Sparks and is now one of just three active WNBA general managers or team presidents with WNBA playing experience, along with Morgan Tuck (Connecticut) and Raegan Pebley (Los Angeles).



Current WNBA General Managers/Presidents to Play in the WNBA

GM/President	Team	WNBA Career
Morgan Tuck	Connecticut	Connecticut Sun (2016–2020)
Raegan Pebley	Los Angeles	Utah Starzz (1997) Cleveland Rockers (1998) Los Angeles Sparks (1997-1998) Cleveland Rockers (1999) Portland Fire (2000)
Jamila Wideman	Washington	

After her playing career, Wideman earned a law degree from New York University and spent over a decade working in civil rights and criminal defense law, including time with the Equal Justice Initiative (EJI) in Montgomery, Alabama, and the Legal Aid Society in New York City.

Johnson becomes the 15th head coach in Mystics history, bringing 25 years of basketball experience. Most recently, he served as head coach of Team USA’s 3x3 Women’s AmeriCup team, which won silver at the 2024 FIBA 3x3 AmeriCup in Puerto Rico. He also spent the 2024 season as an assistant coach with the Chicago Sky. Prior to that, he led the Fairfield University men’s basketball program for eight years (2011–2019), earning four postseason appearances – the most in program history.

COACHING DEBUT

MYSTICS; COACHES TO WIN IN DEBUT

SEASON	COACH	OPP.	SCORE
2025	Sydney Johnson	ATL	94-90
2023	Eric Thibault	NYL	80-64
2009	Julie Plank	CON	82-70
2008	Jessie Kenlaw	SEA	89-57
2002	Marianne Stanley	ORL	93-82

- Washington Mystics Head Coach Sydney Johnson won in his debut, becoming the fifth coach in franchise history to win on opening night.
- Johnson also became the first Mystics head coach since Julie Plank (2009) to win their first two games in their debut season.

ROOKIE RANKS

- Washington’s two rookies, Sonia Citron and Kiki Iriafen, are at the top of the rookie class in multiple statistical categories:

2025 ROOKIE RANKS - CITRON		
CATEGORY	AVERAGE	RANK
Points	15.8	1st
Rebounds	4.0	T-5
Assists	2.3	T-6
FG%	51.3	1st
3P%	47.1	3rd

2025 ROOKIE RANKS - IRIAFEN		
CATEGORY	AVERAGE	RANK
Points	14.5	2nd
Rebounds	10.8	1st
FG%	48.9	4th
FTA	18 (total)	T-1

- Citron and Iriafen become the seventh and eighth players in Mystics history to score in double figures in at least four consecutive games as rookies.

ROOKIE TEAMMATES TO EACH SCORE 10+ PTS IN AT LEAST FOUR CONSECUTIVE GAMES - START OF SEASON		
SEASON	TEAMATES	GAME SPAN
2025	S. Citron & K. Iriafen	4 games
1997	A. Stinson & R. Mapp	4 games
1997	R. Lobo & V. Johnson	4 games







DOUBLE-DOUBLE KIKI

- On 5/23 at LVA, Kiki Iriafen tied her season high with 17 points and recorded 13 rebounds, securing her third consecutive double-double of the season.
- She becomes the first rookie in franchise history to record three consecutive double-doubles, joining Caitlin Clark, Angel Reese, and Satou Sabally as the only rookies since 2020 to achieve this feat.
- She is only the second rookie to accomplish this within her first four career games, following Natalie Williams (Utah Starzz), who did so in her first three-career games in 1999.

ROOKIES TO RECORD 3 STRAIGHT DBLE-DBLES

SEASON	PLAYER	STREAK(S)
2025	Kiki Iriafen	3
2024	Angel Reese	4, 6, 15
2024	Caitlin Clark	3, 5
2020	Satou Sabally	3 * Since 2020

- Iriafen has totaled 43 rebounds and 58 points through her first four games.
- Her 43 rebounds are the most by a Mystics rookie in the first four games of their career.

ROOKIES TO TOTAL 55+ PTS + 40+ REB IN FIRST FOUR GAMES

SEASON	PLAYER	TEAM
2025	Kiki Iriafen	WAS
2008	Candace Parker	LAS
1999	Natalie Williams	UTA
1999	Yolanda Griffith	SAC

SLIM'S HOT START

- On 5/21 at GSV, Brittney Sykes led all scorers with 30 points, adding five rebounds and three assists, marking Sykes' fifth career 30+ point game.
- Sykes becomes the first player in Mystics history to score 20+ points in each of the first three games to open a season.
- Through three games, Sykes has totaled 79 points and 15 assists, becoming just the fourth player, to record at least 75 points and 15 assists through a season's first three games.
- She is averaging 26.3 points, the second most in the WNBA.
- Sykes is averaging 16.3 points second half points, the most in the WNBA.

PLAYERS TO TOTAL 75+ PTS & 15+ AST (THROUGH FIRST THREE GAMES OF SEASON)

SEASON	PLAYER	PTS	AST	START	END
2025	B. Sykes	79	15	5/16	5/21
2025	K. Plum	80	17	5/16	5/21
2008	C. Pondexter	76	15	5/17	5/22
1999	C. Cooper	78	17	6/10	6/17

MOST POINTS SCORED BY A MYSTICS PLAYER (THROUGH FIRST THREE GAMES OF SEASON)

SEASON	PLAYER	PTS	START	END
2025	B. Sykes	79	5/16	5/21
2004	C. Holdsclaw	71	5/22	5/25
2021	T. Charles	70	5/15	5/21
2002	C. Holdsclaw	69	6/1	6/9

COMPETING TILL THE END

- The Mystics have totaled four "clutch games" this season, the most by any team.
- Washington's two losses have been by three or fewer points - the only team to start this season with at least two losses by 3pts or less. During the 2024 season, the Mystics recorded five games with losses of 3pts or less.

GETTING TO THE LINE

- The Mystics are attempting 25.0 free throw attempts through their first three games, ranking second in the WNBA.
- To start the season, the Mystics have four players attempting at least three free throw attempts per game.
- Brittney Sykes is averaging a league-best 13.0 free throws per game, with 7.7 attempts coming in the second half.
- Sykes tied her career high with 14 free throw attempts on 5/21 at GSV, marking her third straight game with at least 10 attempts.
- She becomes the only player since 1990 to attempt 12+ free throws in each of the first three games to start a season.
- Through three games (5/16-5/21), Sykes totaled 39 free throw attempts, becoming one of 11 players to total at least 37 free throws in a three game span, and the first since Liz Cambage in 2018.

PLAYERS TO ATTEMPT 12+ FREE THROWS IN A THREE GAME SPAN

SEASON	PLAYER	FTA	FTA/G	START	END
2025	B. Sykes	39	13.0	5/16	5/21
2018	L. Cambage	45	15.0	7/17	7/20
2018	L. Cambage	39	13.0	5/29	6/8
2010	A. McCoughtry	44	14.7	8/3	8/10
1999	C. Cooper-Dyke	38	12.7	6/17	6/22

SONIA'S SCORING

- Sonia Citron leads all rookies in scoring, averaging 15.8 points per game on 51.3% shooting from the field and 47.1% from three-point range.
- She has scored in double figures in four consecutive games.
- Citron's 15.8 points per game are tied for the third highest average by a Mystics rookie through three games.

MYSTICS ROOKIES TO AVERAGE 15.0+ PTS IN FIRST FOUR GAMES

SEASON	PLAYER	PTS/G
1998	Nikki McCray	23.5
2025	Sonia Citron	15.8
2002	Stacey Dales	15.5
1999	Chamique Holdsclaw	15.5

ROOKIES TO AVERAGE 15.0+ PTS ON 50.0% FG% & 45.0% 3P% IN FIRST FOUR GAMES

Season	Player	PPG	FG%	3P%
2025	Sonia Citron	15.8	51.3	47.1
2023	Aaliyah Boston	15.8	66.7	50.0
2006	Seimone Augustus	21.3	50.0	50.0
2004	Diana Taurasi	20.8	50.0	60.9
2002	Stacey Dales	15.5	52.8	58.8

NOTABLE NOTES

- Washington is shooting a league-leading 42.5% from three-point territory. The Mystics have shot 50% or better from beyond the arc twice this season.
- Jade Melbourne has scored in double figures in three of the last four games. Melbourne is averaging 12.0 points, 4.3 rebounds, 3.3 assists, and 1.0 steals while shooting 53.3% from the field and 57.1% from three-point range.
- To start the season, Melbourne is averaging 6.6 more points, 2.4 rebounds and 1.7 assists more than she did during the 2024 season.
- Mystics opponents are averaging only 7.3 fast break points, the fewest in the league.
- Washington is averaging 44.0 points in the second half, the third most in the WNBA. The Mystics average 38.5 first half points.





#8 Georgia Amoore

Guard • 5-6 • 3/4/01 • Kentucky/Australia

Rookie

SEASON	GP	GS	PPG	RPG	APG	SPG	BPG	MPG	FG%	3FG%	FT%		2025-26 HIGHS	CAREER HIGHS	
** No Games Played 2025-26 Regular Season **													PTS	--	--
	POINTS				REB	AST	BLK	STL				FGM	--	--	
	10+		20+	30+	10+	10+	3+	3+	DBL-DBL	TPL-DBL		FGA	--	--	
Career	--		--	--	--	--	--	--	--	--	--	3FGM	--	--	
RECENT GAMES													3FGA	--	--
OPPONENT	W/L	MIN	FG-A	3P-A	FT-A	OR	DR	TR	A	PF	ST	TO	BS	PTS	
** No Games **													FTM	--	--
2024 SEASON HIGHLIGHTS:													FTA	--	--
• 2024-25 Jersey Mike's Naismith Trophy Women's College Player of the Year Semifinalist													OREB	--	--
• 2024-25 All SEC First Team (coaches), 2024-25 All SEC First Team (USA Today), 2024-25													DREB	--	--
Second Team All- American, 2023-24 Third Team All-American, Two-Time Finalist for													TREB	--	--
Lieberman Award													ASTS	--	--
• Third player in Division I women's history with 2,300+ career points and 800+ assists. The													STLS	--	--
first part of her college stint was spent at Virginia Tech, where she helped her team													BLKS	--	--
reach the 2023 Final Four													MINS	--	--
• 2023 ACC Women's Basketball Tournament MVP															
• Ranks first in career assists (656) at Virginia Tech															
• Became the first Virginia Tech Women's Basketball athlete to record a triple-double with															
a 24-point, 10-rebound, 11-assist effort vs. Nebraska on Dec. 1, 2022															



#0 Shakira Austin

Center • 6-5 • 25/7/00 • Mississippi/USA

3 Years Pro

SEASON	GP	GS	PPG	RPG	APG	SPG	BPG	MPG	FG%	3FG%	FT%		2025-26 HIGHS	CAREER HIGHS
2025-26	2	0	3.0	3.5	0.0	0.50	0.00	8.8	.500	.000	.000	PTS	<b>4</b> at CON 5/18/25	<b>24</b> vs. SEA 8/20/24
	POINTS				REB	AST	BLK	STL						
	10+	20+	30+	10+	10+	3+	3+	DBL-DBL	TPL-DBL					
Career	33	3	--	13	--	1	7	10	--					
RECENT GAMES														
OPPONENT	W/L	MIN	FG-A	3P-A	FT-A	OR	DR	TR	A	PF	ST	TO	BS	PTS
9/19 vs. IND	W													DND - Injury
9/17 vs. NYL	L													
9/15 vs. ATL	L													DND - Injury
9/13 at ATL	W													Inactive - Injury
9/11 at CHI	W													DND - Injury
2024 SEASON HIGHLIGHTS:														
• Appeared in 12 games (11 starts) for Washington														
• Averaged career bests in points (11.8), rebounds (6.8), steals (1.3), free-throw makes (3.0), and free-throw attempts (4.5)														
• Scored in double-figures in nine of her 12 appearances and scored a season-best 24 points on Aug. 20 vs. Seattle														
• Totaled seven or more rebounds in six games														
• Grabbed 10+ rebounds on two occasions														
• Attempted a career-best 15 free-throw attempts on Aug. 20														
• Totaled one double-double on the season. Had a career-high five blocks on 5/14 vs. NYL...Missed 28 games due to injury														
• During the 2024-25 offseason, played for the Lunar Owls in the inaugural season of Unrivaled (2025)...In 14 games, averaged 8.4 points and 4.1 rebounds in 9.2 minutes of action...Scored a season-high 17 points on Mar. 7 vs. Rose and totaled 10+ points in four games														

FGM	<b>2</b> at CON 5/18/25	<b>10</b> at CON 5/21/23
FGA	<b>5</b> at CON 5/18/25	<b>15</b> vs. SEA 8/20/24
3FGM	--	<b>1</b> vs. NYL 5/14/24
3FGA	--	<b>15</b> times (@ SEA, 8/26/24)
FTM	--	<b>10</b> vs. SEA 8/20/24
FTA	<b>1</b> at GSV 5/21/25	<b>15</b> vs. SEA 8/20/24
OREB	<b>12</b> times (@ GSV, 5/21/25)	<b>4</b> 6 times (@ LAS, 5/21/24)
DREB	<b>3</b> at GSV 5/21/25	<b>10</b> 2 times (@ CHI, 5/26/23)
TREB	<b>4</b> at GSV 5/21/25	<b>13</b> at MIN 6/10/22
ASTS	--	<b>3</b> 4 times (vs. ATL, 5/29/24)
STLS	<b>1</b> at GSV 5/21/25	<b>3</b> 7 times (vs. LAS, 8/23/24)
BLKS	--	<b>5</b> vs. NYL 5/14/24
MINS	<b>10</b> at GSV 5/21/25	<b>35</b> at MIN 5/8/22

2025 SEASON HIGHLIGHTS:

• Made season debut on 5/18 at CON



#22 Sonia Citron

Guard • 6-1 • 22/10/03 • Notre Dame/USA

Rookie

SEASON	GP	GS	PPG	RPG	APG	SPG	BPG	MPG	FG%	3FG%	FT%
2025-26	4	4	15.8	4.0	2.3	0.75	0.50	29.6	.513	.471	.882
	POINTS			REB	AST	BLK	STL				
	10+	20+	30+	10+	10+	3+	3+	DBL-DBL	TPL-DBL		
Career	4	--	--	--	--	--	--	--	--	--	--

RECENT GAMES											
OPPONENT	W/L	MIN	FG-A	3P-A	FT-A	OR	DR	TR	A	PF	ST
** No Games **											

**2024 SEASON HIGHLIGHTS:**

- One of just three ACC players to rank in the conference's top 20 in both blocks (0.9; 16th) and steals (1.9; 12th).
- 2025 Cheryl Miller Award finalist, given to the best small forward in college basketball annually
- First Team All-ACC honors and was named to the 2024-25 All-ACC Defensive Team
- Set Notre Dame's single-season program record in free-throw percentage (91.2%) during her senior campaign (2024-25). Her 173 career three-pointers are the eighth-most in program history
- Led Notre Dame to the 2024 ACC Tournament Championship and made the NCAA Tournament all four years, reaching the Sweet 16 each season

**2025 SEASON HIGHLIGHTS:**

- In her rookie debut, finished with 19 points (6-7 FG), two rebounds and two assists (5/16)
- She joins Alana Beard and Shakira Austin as the only Mystics rookies to score at least 17 points on .850+ shooting
- Is the first Mystics rookie since Shakira Austin (8/2/22–8/7/22) to score 15+ points in consecutive games (5/16–5/18)
- Scored 10+ points in four consecutive games (5/16–5/23)

	2025-26 HIGHS	CAREER HIGHS
PTS	19 2 times (@ LVA, 5/23/25)	19 2 times (@ LVA, 5/23/25)
FGM	6 2 times (@ LVA, 5/23/25)	6 2 times (@ LVA, 5/23/25)
FGA	11 2 times (@ LVA, 5/23/25)	11 2 times (@ LVA, 5/23/25)
3FGM	4 at LVA 5/23/25	4 at LVA 5/23/25
3FGA	6 2 times (@ LVA, 5/23/25)	6 2 times (@ LVA, 5/23/25)
FTM	5 2 times (@ CON, 5/18/25)	5 2 times (@ CON, 5/18/25)
FTA	6 2 times (@ CON, 5/18/25)	6 2 times (@ CON, 5/18/25)
OREB	--	--
DREB	8 at GSV 5/21/25	8 at GSV 5/21/25
TREB	8 at GSV 5/21/25	8 at GSV 5/21/25
ASTS	3 2 times (@ LVA, 5/23/25)	3 2 times (@ LVA, 5/23/25)
STLS	2 at CON 5/18/25	2 at CON 5/18/25
BLKS	12 times (@ GSV, 5/21/25)	12 times (@ GSV, 5/21/25)
MINS	36 at LVA 5/23/25	36 at LVA 5/23/25





#31 Stefanie Dolson

Center • 6-5 • 8/1/92 • Connecticut/USA

11 Years Pro

SEASON	GP	GS	PPG	RPG	APG	SPG	BPG	MPG	FG%	3FG%	FT%			
2025-26	4	4	5.3	3.5	3.5	0.75	1.00	25.2	.400	.500	.000			
	POINTS				REB	AST	BLK	STL						
	10+	20+	30+	10+	10+	3+	3+	3+	DBL-DBL	TPL-DBL				
Career	75	6	--	6	--	10	2	4	--					
RECENT GAMES														
OPPONENT	W/L	MIN	FG-A	3P-A	FT-A	OR	DR	TR	A	PF	ST	TO	BS	PTS
9/19 vs. IND	W	21:51	1-6	0-4	0-0	2	4	6	1	3	0	2	0	2
9/17 vs. NYL	L	18:50	1-7	1-2	0-0	0	0	0	1	3	0	2	0	3
9/15 vs. ATL	L	32:03	0-7	0-4	2-2	1	5	6	1	5	0	2	0	2
9/13 at ATL	W	29:44	5-7	1-2	2-2	3	5	8	1	3	0	2	0	13
9/11 at CHI	W	17:07	2-3	1-2	1-2	0	2	2	3	3	1	0	1	6
2024 SEASON HIGHLIGHTS:														
• Saw action in 39 games (all starts) for Washington														
• Averaged 9.5 points, 4.9 rebounds, and 2.6 assists per game														
• Averaged the most points per game since the 2018 season, most rebounds since the 2019 season, and most assists since the 2018 season														
• Averaged a career-best 1.8 three-point makes on a career-high 4.0 three-point attempts per game														
• Shot .465 from three-point range, her best three-point percentage since 2020														
• Made 3+ 3PM in 10 games, the most in a single season in her career														
• Finished the 2024 season third in 3P%														
• Scored 10+ points in 16 games and 20+ points once														
• Had 10+ rebounds in two games														
PTS	2025-26 HIGHS					CAREER HIGHS								
PTS	8 at LVA 5/23/25					23 2 times (vs. MIN, 8/17/24)								
FGM	3 at LVA 5/23/25					10 vs. LAS 7/22/18								
FGA	7 at LVA 5/23/25					16 vs. LAS 7/22/18								
3FGM	2 2 times (@ LVA, 5/23/25)					6 vs. MIN 8/17/24								
3FGA	3 3 times (@ LVA, 5/23/25)					7 4 times (vs. CON, 6/27/24)								
FTM	--					7 at PHO 7/25/18								
FTA	--					8 at PHO 7/25/18								
OREB	2 at GSV 5/21/25					5 vs. LVA 7/12/22								
DREB	5 at LVA 5/23/25					9 4 times (vs. DAL, 6/22/24)								
TREB	6 at LVA 5/23/25					12 vs. ATL 8/14/22								
ASTS	8 at LVA 5/23/25					8 2 times (@ LVA, 5/23/25)								
STLS	1 3 times (@ GSV, 5/21/25)					3 2 times (@ LAS, 8/11/19)								
BLKS	2 2 times (@ LVA, 5/23/25)					5 vs. ATL 7/17/19								
MINS	29 at LVA 5/23/25					39 vs. NYL 7/1/18								

**2024 SEASON HIGHLIGHTS:**

- Saw action in 39 games (all starts) for Washington
- Averaged 9.5 points, 4.9 rebounds, and 2.6 assists per game
- Averaged the most points per game since the 2018 season, most rebounds since the 2019 season, and most assists since the 2018 season
- Averaged a career-best 1.8 three-point makes on a career-high 4.0 three-point attempts per game
- Shot .465 from three-point range, her best three-point percentage since 2020
- Made 3+ 3PM in 10 games, the most in a single season in her career
- Finished the 2024 season third in 3P%
- Scored 10+ points in 16 games and 20+ points once
- Had 10+ rebounds in two games
- During the 2024-25 offseason, played for Laces in the inaugural season of Unrivaled where she posted averages of 8.5 points, 4.6 rebounds, and 1.2 assists in 13.0 minutes of action

**2025 SEASON HIGHLIGHTS:**

- Recorded a game-high eight assists, along with eight points and six rebounds on 5/23 at LVA...Her eight assists are tied for the second most in a game in her career,



#24 Aaliyah Edwards

Forward • 6-3 • 9/7/02 • Connecticut/Canada

1 Year Pro

SEASON	GP	GS	PPG	RPG	APG	SPG	BPG	MPG	FG%	3FG%	FT%		2025-26 HIGHS	CAREER HIGHS		
** No Games Played 2025-26 Regular Season **													PTS	--	23 vs. CHI 6/6/24	
	POINTS				REB	AST	BLK	STL				FGM	--	10 vs. CHI 6/6/24		
	10+	20+	30+	10+	10+	3+	3+	DBL-DBL	TPL-DBL			FGA	--	12 vs. CHI 6/6/24		
Career	9	1	--	4	--	4	1	3			--	3FGM	--	--		
												3FGA	--	17 times (@ CHI, 9/11/24)		
RECENT GAMES													FTM	--	5 vs. LVA 6/29/24	
OPPONENT	W/L	MIN	FG-A	3P-A	FT-A	OR	DR	TR	A	PF	ST	TO	BS	PTS		
9/19 vs. IND	W	DND - Injury												FTA	--	8 vs. IND 6/7/24
9/17 vs. NYL	L	Inactive - Injury												OREB	--	4 2 times (@ CHI, 9/11/24)
9/15 vs. ATL	L	DND - Injury												DREB	--	13 vs. CHI 6/6/24
9/13 at ATL	W	10:32	0-3	0-0	0-0	1	2	3	1	0	1	1	0	0		
9/11 at CHI	W	23:19	7-10	0-1	1-2	4	6	10	2	3	1	4	3	15		
2024 SEASON HIGHLIGHTS:													TREB	--	14 vs. CHI 6/6/24	
• In 34 games (17 starts) averaged 7.6 points, 5.6 rebounds, 1.4 steals, 0.8 blocks per game													ASTS	--	4 2 times (@ DAL, 9/3/24)	
• Shot .490 from the field													STLS	--	3 at LAS 5/21/24	
• Scored in 10+ points in nine games and recorded 10+ rebounds in four games													BLKS	--	4 vs. CHI 6/6/24	
• Totaled three double-doubles on the season													MINS	--	36 vs. CHI 6/6/24	
• Finished the 2024 campaign ranked second in field goal percentage, fifth in points per game, seventh in steals, and third in blocks per game among rookies																
• During the 2024-25 offseason, played for Team Mist in the inaugural season of Unrivaled where she averaged 7.6 points, 5.3 rebounds, and 1.1 assists in 14 games...Made it to the finals in the 1v1 tournament, falling short to Napheesa Collier																



#21 Emily Engstler

Forward • 6-1 • 1/5/00 • Louisville/USA

3 Years Pro

SEASON	GP	GS	PPG	RPG	APG	SPG	BPG	MPG	FG%	3FG%	FT%		2025-26 HIGHS	CAREER HIGHS
2025-26	4	0	2.8	3.0	1.0	0.50	0.50	8.9	.500	.667	.500	PTS	5 vs. ATL 5/16/25	23 vs. DAL 6/22/24
	POINTS				REB	AST	BLK	STL				FGM	2 vs. ATL 5/16/25	8 at DAL 9/3/24
	10+	20+	30+	10+	10+	3+	3+	DBL-DBL	TPL-DBL			FGA	3 vs. ATL 5/16/25	14 at DAL 9/3/24
Career	12	1	--	3	--	6	3	2	--			3FGM	12 times (@ CON, 5/18/25)	3 4 times (vs. IND, 9/19/24)
RECENT GAMES														
OPPONENT	W/L	MIN	FG-A	3P-A	FT-A	OR	DR	TR	A	PF	ST	TO	BS	PTS
9/19 vs. IND	W	27:02	6-9	3-4	2-2	1	4	5	4	4	1	0	1	17
9/17 vs. NYL	L	25:38	3-7	1-2	0-0	2	6	8	2	1	0	1	4	7
9/15 vs. ATL	L	26:30	3-6	2-4	0-0	2	2	4	1	3	0	5	1	8
9/13 at ATL	W	23:07	0-5	0-3	0-0	1	4	5	4	5	0	1	2	0
9/11 at CHI	W	18:05	3-7	1-3	0-0	2	3	5	3	1	1	0	2	7
2024 SEASON HIGHLIGHTS:														
• Saw action in 32 games (three starts) for Washington														
• Averaged a career-best 6.2 points per game														
• Averaged 4.0 rebounds and 1.5 assists per game														
• Attempted a career-best 1.8 three-pointers per game														
• Shot .494 from the field and .474 from three-point range														
• Ranked first in the WNBA in three-point percentage														
• Totaled 10+ points in eight games														
• Grabbed five-plus rebounds in 10 games														
• Totaled 111 rebounds off the bench, the fourth most among reserve players (min. 20 games)														





#44 KiKi Iriafen

Forward • 6-3 • 26/8/03 • Southern California/USA

Rookie

SEASON	GP	GS	PPG	RPG	APG	SPG	BPG	MPG	FG%	3FG%	FT%		2025-26 HIGHS	CAREER HIGHS
2025-26	4	4	14.5	10.8	1.0	0.00	0.25	31.4	.489	.000	.778	PTS	17 2 times (@ LVA, 5/23/25)	17 2 times (@ LVA, 5/23/25)
	POINTS				REB	AST	BLK	STL				FGM	7 at CON 5/18/25	7 at CON 5/18/25
	10+	20+	30+	10+	10+	3+	3+	DBL-DBL				FGA	14 at LVA 5/23/25	14 at LVA 5/23/25
Career	4	--	--	3	--	--	--	3			--	3FGM	--	--
												3FGA	--	--
RECENT GAMES														
OPPONENT	W/L	MIN	FG-A	3P-A	FT-A	OR	DR	TR	A	PF	ST	TO	BS	PTS
** No Games **														
2024 SEASON HIGHLIGHTS:														
• Was a unanimous selection to 2025 All-Big Ten First Team and an AP All-America Third Team pick														
• Averaged 18 points per game, 8.4 rebounds per game and shot 49% from the floor to help USC win the Big Ten title and reach the Elite 8														
• Totaled 12 double-doubles and ranked 15 <sup>th</sup> in the nation in offensive rebounds per game (4.1)														
• Prior to USC, spent three seasons with Stanford, where she totaled 1,071 points and 601 rebounds in 104 games. Won the Katrina McClain Award and was named to the All-Pac-12 team for the 2023-24 season where she posted career-highs in points per game (19.4) and rebounds per game (11.0)														
2025 SEASON HIGHLIGHTS:														
• Scored the 6th most points by a Mystics rookie in her debut (14)														
• Recorded her first career double-double with 17 points and 14 rebounds on 5/18 at CON														
• Totaled 31 points and 18 rebounds through her first two career games, becoming the first rookie in Mystics history to start a season with at least 30 points and 15 rebounds														
• Became the 7th rookie in WNBA history – and the first since Breanna Steward (2016)– to post 30 points and 30 rebounds across their first three games														
DREB 10 at CON 5/18/25														
TREB 14 at CON 5/18/25														
ASTS 2 2 times (@ LVA, 5/23/25)														
STLS --														
BLKS 1 at CON 5/18/25														
MINS 35 at LVA 5/23/25														



#3 Sika Koné

Forward • 6-3 • 13/7/02 • SPAR Gran Canaria (Spain)/Mali

2 Years Pro

SEASON	GP	GS	PPG	RPG	APG	SPG	BPG	MPG	FG%	3FG%	FT%		2025-26 HIGHS	CAREER HIGHS	
2025-26	4	0	1.3	1.8	1.0	0.00	0.00	10.0	.222	.000	1.000	PTS	3 at GSV 5/21/25	20 vs. IND 9/19/24	
	POINTS				REB	AST	BLK	STL				FGM	12 times (@ GSV, 5/21/25)	7 vs. IND 9/19/24	
	10+	20+	30+	10+	10+	3+	3+		DBL-DBL		TPL-DBL	FGA	5 at GSV 5/21/25	12 at CHI 9/11/24	
Career	4	1	--	1	--	--	--	--	--	--	--	3FGM	--	2 2 times (@ PHO, 9/5/24)	
RECENT GAMES															
OPPONENT	W/L	MIN	FG-A	3P-A	FT-A	OR	DR	TR	A	PF	ST	TO	BS	PTS	
9/19 vs. IND	W	21:58	7-10	1-1	5-6	2	5	7	2	1	0	0	0	20	
9/17 vs. NYL	L	23:54	2-5	0-0	4-4	0	5	5	1	3	1	2	0	8	
9/15 vs. ATL	L	17:04	3-7	1-1	4-4	1	3	4	0	3	0	1	0	11	
9/13 at ATL	W	16:36	4-8	0-0	1-1	1	7	8	0	2	0	2	1	9	
9/11 at CHI	W	21:29	5-12	0-0	1-2	1	4	5	3	1	0	1	0	11	
2024 SEASON HIGHLIGHTS:															
• Appeared in 21 games off the bench for Minnesota and Washington															
• Was acquired by Washington on August 20 from Minnesota															
• Averaged 4.0 points and 2.0 rebounds...With Washington, averaged 8.6 points, 4.3 rebounds, 1.1 assists in 16.0 minutes per game															
• Shot .433 with Washington and .571 from three-point range															
• Scored in double figures in three games															
• Totaled a career-best 20 points on 7-10 shooting on Aug. 19 vs. Indiana															
													DREB	3 vs. ATL 5/16/25	7 2 times (@ ATL, 9/13/24)
													TREB	3 vs. ATL 5/16/25	10 vs. MIN 9/8/23
													ASTS	2 at GSV 5/21/25	3 at CHI 9/11/24
													STLS	--	2 vs. CON 8/31/24
													BLKS	--	1 3 times (@ ATL, 9/13/24)
													MINS	14 at GSV 5/21/25	24 vs. NYL 9/17/24



#5 Jade Melbourne

Guard • 5-10 • 18/8/02 • Cranberra Capitals/Australia


2 Years Pro

SEASON	GP	GS	PPG	RPG	APG	SPG	BPG	MPG	FG%	3FG%	FT%
2025-26	4	1	12.0	4.3	3.3	1.00	0.25	27.5	.533	.571	.533
	POINTS				REB	AST	BLK	STL			
	10+	20+	30+	10+	10+	3+	3+	DBL-DBL	TPL-DBL		
Career	10	1	--	--	--	--	--	2	--	--	--

- 2024 SEASON HIGHLIGHTS:
- Appeared in 37 games off the bench for the Mystics
  - Averaged career-highs in points (5.4), assists (1.6), rebounds (1.5), minutes (14.2), field goals (1.9), field goal attempts (4.5), and free-throw attempts (1.3) per game
  - Scored 10+ points in six games...Scored a career-best 21 points on 8-12 shooting on June 9 at NYL
  - Led the Mystics bench in scoring in five games this season

- 2025 SEASON HIGHLIGHTS:
- 5/16 vs. Atlanta marked her second career game with at least 10 points and 5 rebounds
  - Scored 15 points off the bench on 5/18, marking the first time in her career she has scored 10+ points in back-to-back games
  - First career start on 5/23 vs. LVA
  - Has scored 10+ points in three games

	2025-26 HIGHS	CAREER HIGHS
PTS	15 at CON 5/18/25	21 at NYL 6/9/24
FGM	5 at CON 5/18/25	8 at NYL 6/9/24
FGA	11 at LVA 5/23/25	12 at NYL 6/9/24
3FGM	3 at CON 5/18/25	3 2 times (@ CON, 5/18/25)
3FGA	5 at LVA 5/23/25	6 at NYL 6/9/24
FTM	4 at LVA 5/23/25	5 vs. DAL 6/22/24
FTA	6 2 times (@ LVA, 5/23/25)	6 3 times (@ LVA, 5/23/25)
OREB	1 vs. ATL 5/16/25	2 2 times (vs. CON, 8/31/24)
DREB	7 at GSV 5/21/25	7 at GSV 5/21/25
TREB	7 at GSV 5/21/25	7 at GSV 5/21/25
ASTS	7 at GSV 5/21/25	7 at GSV 5/21/25
STLS	2 vs. ATL 5/16/25	4 2 times (vs. IND, 9/19/24)
BLKS	1 at CON 5/18/25	17 times (@ CON, 5/18/25)
MINS	35 at LVA 5/23/25	35 at LVA 5/23/25



#33 Lucy Olsen

Guard • 5-10 • 26/5/03 • Iowa/USA

Rookie

SEASON	GP	GS	PPG	RPG	APG	SPG	BPG	MPG	FG%	3FG%	FT%
2025-26	4	0	2.5	1.5	0.5	0.00	0.25	11.2	.308	.200	.500
	POINTS				REB	AST	BLK	STL			
	10+	20+	30+	10+	10+	3+	3+	DBL-DBL	TPL-DBL		
Career	--	--	--	--	--	--	--	--	--	--	--

RECENT GAMES

OPPONENT	W/L	MIN	FG-A	3P-A	FT-A	OR	DR	TR	A	PF	ST	TO	BS	PTS
9/19 vs. IND	W	19:46	4-8	1-3	0-0	1	1	2	2	1	4	1	0	9
9/17 vs. NYL	L	14:11	1-4	0-1	3-4	0	1	1	1	1	0	1	0	5
9/15 vs. ATL	L	15:21	2-5	1-2	1-2	0	1	1	2	1	1	2	1	6
9/13 at ATL	W	14:20	3-7	1-2	0-0	1	3	4	1	1	0	2	0	7
9/11 at CHI	W	17:46	3-4	1-2	1-2	0	1	1	3	0	1	0	0	8

\*\* No Games \*\*

- 2024 SEASON HIGHLIGHTS:
- Transferred to Iowa for her senior season after three years at Villanova
  - 2024 and 2025 honorable mention All-American, 2022 BIG EAST All-Rookie Team selection, twotime
  - All-BIG EAST selection, and 2025 All-Big Ten First-Team selection
  - Averaged 17.9 points, 3.6 rebounds, and 5.1 assists for the Hawkeyes during the 2024-25 season
  - Became just the third Hawkeye since 2009 to record more than 10 or more assists in a game (joining Caitlin Clark, Sam Logic).
  - Finished her collegiate career with 2,077 points, 524 rebounds, and 548 assists
  - Scored 20+ points in 42 career games and led Iowa with 12 such games in 2025
  - Joined Caitlin Clark as only the second Hawkeye since 2009 to record a 30+ point, 5+ rebound, 5+ assist game (32/6/7 at Nebraska on Feb. 10, 2025)
  - Recorded a 12-point, 12-assist double-double in the NCAA Tournament First Round against Murray State, becoming the third Hawkeye since 2009 to have a 10+ assist double-double in an NCAA Tournament game

	2025-26 HIGHS	CAREER HIGHS
PTS	4 2 times (@ LVA, 5/23/25)	4 2 times (@ LVA, 5/23/25)
FGM	2 at LVA 5/23/25	2 at LVA 5/23/25
FGA	6 at LVA 5/23/25	6 at LVA 5/23/25
3FGM	1 at GSV 5/21/25	1 at GSV 5/21/25
3FGA	3 at GSV 5/21/25	3 at GSV 5/21/25
FTM	1 at GSV 5/21/25	1 at GSV 5/21/25
FTA	2 at GSV 5/21/25	2 at GSV 5/21/25
OREB	1 at LVA 5/23/25	1 at LVA 5/23/25
DREB	4 at LVA 5/23/25	4 at LVA 5/23/25
TREB	5 at LVA 5/23/25	5 at LVA 5/23/25
ASTS	12 times (@ LVA, 5/23/25)	12 times (@ LVA, 5/23/25)
STLS	--	--
BLKS	1 at GSV 5/21/25	1 at GSV 5/21/25
MINS	16 at LVA 5/23/25	16 at LVA 5/23/25



#1 Sug Sutton

Guard • 5-8 • 17/12/98 • Texas-Austin/USA

3 Years Pro

SEASON	GP	GS	PPG	RPG	APG	SPG	BPG	MPG	FG%	3FG%	FT%
2025-26	4	4	7.3	1.3	1.8	1.00	0.25	25.5	.407	.273	.800
	POINTS				REB	AST	BLK	STL			
	10+	20+	30+		10+	10+	3+	3+	DBL-DBL	TPL-DBL	
Career	19	2	--		1	2	--	3	1	1	

RECENT GAMES														
OPPONENT	W/L	MIN	FG-A	3P-A	FT-A	OR	DR	TR	A	PF	ST	TO	BS	PTS
9/19 vs. IND	W	9:17	0-2	0-2	0-0	0	0	0	1	0	0	2	0	0
9/17 vs. NYL	L	9:52	0-2	0-1	0-0	0	1	1	2	0	1	0	0	0
9/15 vs. ATL	L													
9/13 at ATL	W													
9/11 at CHI	W	6:22	1-1	0-0	0-0	0	0	0	2	1	0	1	0	2

2024 SEASON HIGHLIGHTS:

- Appeared in 29 games off the bench for Phoenix and Washington
- Was acquired by Washington on August 20
- Appeared in 22 games for the Mercury and In seven games for Washington, averaged 1.4 assists in 7.3 minutes per game
- Scored in double figures twice
- Scored a season-high 12 points on May 21, 2024
- Totaled three-plus assists in eight games.

	2025-26 HIGHS	CAREER HIGHS
PTS	13 vs. ATL 5/16/25	21 vs. LVA 6/21/23
FGM	5 vs. ATL 5/16/25	9 vs. LVA 6/21/23
FGA	9 2 times (@ LVA, 5/23/25)	18 vs. LVA 9/8/23
3FGM	2 at LVA 5/23/25	4 at LVA 9/10/23
3FGA	5 at LVA 5/23/25	7 at LVA 9/10/23
FTM	2 2 times (@ LVA, 5/23/25)	6 at DAL 6/9/23
FTA	3 vs. ATL 5/16/25	6 2 times (@ ATL, 8/29/23)
OREB	1 2 times (@ CON, 5/18/25)	2 at CON 8/31/23
DREB	2 at LVA 5/23/25	10 vs. LVA 9/8/23
TREB	2 2 times (@ LVA, 5/23/25)	11 vs. LVA 9/8/23
ASTS	2 3 times (@ GSV, 5/21/25)	11 vs. LVA 9/8/23
STLS	3 vs. ATL 5/16/25	3 3 times (vs. ATL, 5/16/25)
BLKS	1 at LVA 5/23/25	15 times (@ LVA, 5/23/25)
MINS	33 at LVA 5/23/25	39 vs. LVA 9/8/23





#20 Brittney Sykes

Guard • 5-9 • 7/2/94 • Syracuse/USA

8 Years Pro

SEASON	GP	GS	PPG	RPG	APG	SPG	BPG	MPG	FG%	3FG%	FT%	2025-26 HIGHS		CAREER HIGHS
2025-26	3	3	26.3	3.3	5.0	1.33	0.67	35.1	.423	.333	.795	PTS	30 at GSV 5/21/25	35 vs. DAL 8/14/22
												FGM	8 2 times (@ GSV, 5/21/25)	13 vs. DAL 8/14/22
												FGA	20 vs. ATL 5/16/25	24 vs. ATL 9/8/23
												3FGM	3 at GSV 5/21/25	5 2 times (vs. ATL, 9/8/23)
												3FGA	6 vs. ATL 5/16/25	13 vs. ATL 9/8/23
												FTM	11 2 times (@ GSV, 5/21/25)	11 2 times (@ GSV, 5/21/25)
												FTA	14 at GSV 5/21/25	14 2 times (@ GSV, 5/21/25)
												OREB	1 2 times (@ GSV, 5/21/25)	5 vs. PHO 6/16/21
												DREB	4 at GSV 5/21/25	9 6 times (vs. NYL, 5/14/24)
												TREB	5 at GSV 5/21/25	11 at CHI 6/22/23
												ASTS	7 at CON 5/18/25	10 vs. ATL 6/28/23
												STLS	2 at CON 5/18/25	7 vs. NYL 6/20/21
												BLKS	1 2 times (@ CON, 5/18/25)	3 3 times (vs. CON, 8/22/23)
												MINS	37 vs. ATL 5/16/25	40 vs. ATL 8/17/21
RECENT GAMES														
OPPONENT	W/L	MIN	FG-A	3P-A	FT-A	OR	DR	TR	A	PF	ST	TO	BS	PTS
9/19 vs. IND	W	20:14	3-9	0-2	6-6	1	4	5	2	1	0	2	0	12
9/17 vs. NYL	L	19:34	2-6	0-2	4-5	1	4	5	0	1	1	3	0	8
9/15 vs. ATL	L	32:19	2-9	0-3	2-4	0	3	3	3	4	2	4	0	6
9/13 at ATL	W	25:40	7-13	3-3	3-4	0	3	3	2	0	2	6	1	20
9/11 at CHI	W	22:14	4-11	2-6	4-5	2	6	8	7	1	0	2	1	14
2024 SEASON HIGHLIGHTS:														
• Saw action in 18 games (all starts) for Washington														
• Averaged 12.2 points, 4.1 rebounds, 3.1 assists, and 0.9 steals per game														
• Scored a season-high 28 points (12-20 FG) on Aug.23 vs. LA Sparks														
• Scored in double figures on 11 occasions														
• Scored 20+ points three times														
• Third consecutive year that she has averaged double figure scoring														
• Totaled one double-double on the seasons														
• Dished five-plus assists in five games														
• Was named to the 2024 FIBA 3x3 Women's AmeriCup Team that won a silver medal in San Juan, Puerto Rico														
• During the 2024-25 offseason, played for Rose in the inaugural season of Unrivaled (2025)...Won a championship with the team, beating the Vinyl 62-54...Averaged 11.6 points, 3.9 rebounds, 1.8 assists in 12 games														
2025 SEASON HIGHLIGHTS:														
• On 5/16 vs. ATL, totaled 22 points and five assists...marked Sykes' ninth career game with 20+ points and 5+ assists														
• Her 22 points on 5/16 marked the most points she has scored in a season opener in her career														
• Recorded 27 points on 5/18 at CON, marking the first time in her career she has posted 20+ points and 5+ assists in back-to-back games (5/16/25 and 5/18/25)														
• Attempted 13 (5/16) and 12 (5/18) free throws during the first two games of the season - joining Chamique Holdsclaw (6/20/04-6/22/04) as the only players in Mystics history to attempt 12+ free throws in consecutive games														
• Is the first player since Yolanda Griffith (6/10/99-6/12/99) to attempt at least 25 free throws in the first two games of a WNBA season.														
• Scored 20+ points in three consecutive games (5/16-5/21) and scored 30 points on 5/21, her fifth career 30+ point performance.														



## 2025 REGULAR SEASON MYSTICS INDIVIDUAL SINGLE-GAME HIGHS

Points	30	Brittney Sykes	at Valkyries	5/21
3-Pointers Made	4	Sonia Citron	at Aces	5/23
Steals	3	Sug Sutton	vs. Dream	5/16
Rebounds	14	KiKi Iriafen	at Sun	5/18
Freethrows Made	11	Brittney Sykes	at Sun	5/18
		Brittney Sykes	at Valkyries	5/21
Defensive Rating	99.8	Sika Koné	at Sun	5/18
Offensive Rating	93.1	Sug Sutton	at Sun	5/18

## 2025 REGULAR SEASON OPPONENTS INDIVIDUAL SINGLE-GAME HIGHS

Points	25	Allisha Gray	vs. Dream	5/16
		Jackie Young	at Aces	5/23
3-Pointers Made	6	Allisha Gray	vs. Dream	5/16
Steals	4	Temi Fágbenlé	at Valkyries	5/21
Rebounds	12	A'ja Wilson	at Aces	5/23
Freethrows Made	9	Jackie Young	at Aces	5/23
Defensive Rating	99.6	Chelsea Gray	at Aces	5/23
Offensive Rating	99.8	A'ja Wilson	at Aces	5/23







		WASHINGTON MYSTICS		OPPONENTS
Points	30	Brittney Sykes at GSV 05/21/2025	25	Jackie Young at LVA 05/23/2025
Points in a Quarter	11	Brittney Sykes (2nd) at CON 05/18/2025	25	Allisha Gray vs. ATL 05/16/2025
Points in a Half	19	Brittney Sykes (2nd) at GSV 05/21/2025	14	Veronica Burton (4th) at GSV 05/21/2025
Field Goals	8	Brittney Sykes at GSV 05/21/2025	19	Allisha Gray (1st) vs. ATL 05/16/2025
	8	Brittney Sykes at CON 05/18/2025	8	Tina Charles at CON 05/18/2025
Field Goal Attempts	20	Brittney Sykes vs. ATL 05/16/2025	21	Marina Mabrey at CON 05/18/2025
Field Goal Percentage	1.000	Shakira Austin (1-1) at GSV 05/21/2025	1.000	Kariata Diaby (1-1) at CON 05/18/2025
	1.000	Lucy Olsen (1-1) vs. ATL 05/16/2025		
	1.000	Sika Koné (1-1) vs. ATL 05/16/2025		
3-PT Field Goal	4	Sonia Citron at LVA 05/23/2025	6	Allisha Gray vs. ATL 05/16/2025
3-PT FG Attempts	6	Sonia Citron at LVA 05/23/2025	12	Rhyne Howard vs. ATL 05/16/2025
	6	Sonia Citron at GSV 05/21/2025		
	6	Brittney Sykes vs. ATL 05/16/2025		
3-PT FG Percentage	1.000	Sonia Citron (2-2) vs. ATL 05/16/2025	1.000	Bria Hartley (2-2) at CON 05/18/2025
Free Throws	11	Brittney Sykes at GSV 05/21/2025	9	Jackie Young at LVA 05/23/2025
	11	Brittney Sykes at CON 05/18/2025		
Free Throw Attempts	14	Brittney Sykes at GSV 05/21/2025	10	Jackie Young at LVA 05/23/2025
Free Throw Percentage	1.000	Sonia Citron (3-3) at LVA 05/23/2025	1.000	Olivia Nelson-Ododa (8-8) at CON 05/18/2025
Offensive Rebounds	4	KiKi Iriafen at LVA 05/23/2025	6	Brianna Jones vs. ATL 05/16/2025
	4	KiKi Iriafen at CON 05/18/2025		
Defensive Rebounds	10	KiKi Iriafen at CON 05/18/2025	10	A'ja Wilson at LVA 05/23/2025
Total Rebounds	14	KiKi Iriafen at CON 05/18/2025	12	A'ja Wilson at LVA 05/23/2025
Assists	8	Stefanie Dolson at LVA 05/23/2025	8	Lindsay Allen at CON 05/18/2025
Steals	3	Sug Sutton vs. ATL 05/16/2025	4	Temi Fagbénlé at GSV 05/21/2025
Blocks	2	Stefanie Dolson at LVA 05/23/2025	3	A'ja Wilson at LVA 05/23/2025
	2	Stefanie Dolson vs. ATL 05/16/2025		
Minutes	37:09	Brittney Sykes vs. ATL 05/16/2025	37:41	A'ja Wilson at LVA 05/23/2025
Points in Paint	14	Brittney Sykes at CON 05/18/2025	14	Tina Charles at CON 05/18/2025
			14	Brittney Griner vs. ATL 05/16/2025
Second Chance Points	6	KiKi Iriafen at GSV 05/21/2025	9	Allisha Gray vs. ATL 05/16/2025
Fast Break Points	7	Brittney Sykes at CON 05/18/2025	5	Jackie Young at LVA 05/23/2025

MYSTICS HIGHS	MYSTICS LOWS	CATEGORY	OPPONENTS HIGHS	OPPONENTS LOWS
94 vs. ATL 05/16/2025	72 at LVA 05/23/2025	Points	90 vs. ATL 05/16/2025	75 at LVA 05/23/2025
20 vs. ATL 05/16/2025	13 at CON 05/18/2025	Points/1st Qtr.	24 vs. ATL 05/16/2025	11 at GSV 05/21/2025
28 at CON 05/18/2025	16 at GSV 05/21/2025	Points/2nd Qtr.	23 at CON 05/18/2025	17 at LVA 05/23/2025
42 at LVA 05/23/2025	30 at GSV 05/21/2025	Points/1st Half	46 at CON 05/18/2025	31 at GSV 05/21/2025
30 vs. ATL 05/16/2025	16 at GSV 05/21/2025	Points/3rd Qtr.	25 vs. ATL 05/16/2025	16 at GSV 05/21/2025
30 at CON 05/18/2025	13 at LVA 05/23/2025	Points/4th Qtr.	29 at GSV 05/21/2025	20 (2) at CON 05/18/2025
53 vs. ATL 05/16/2025	30 at LVA 05/23/2025	Points/2nd Half	45 (2) at GSV 05/21/2025	39 at CON 05/18/2025
32 at CON 05/18/2025	24 at LVA 05/23/2025	Field Goals	30 vs. ATL 05/16/2025	23 at GSV 05/21/2025
66 at GSV 05/21/2025	60 at LVA 05/23/2025	Field Goal Attempts	74 vs. ATL 05/16/2025	66 at CON 05/18/2025
.516 at CON 05/18/2025	.379 at GSV 05/21/2025	Field Goal Percentage	.439 at CON 05/18/2025	.319 at GSV 05/21/2025
10 at LVA 05/23/2025	5 at CON 05/18/2025	3-PT Field Goal	12 vs. ATL 05/16/2025	3 at CON 05/18/2025
20 (2) at LVA 05/23/2025	15 at CON 05/18/2025	3-PT FG Attempts	37 at GSV 05/21/2025	14 at CON 05/18/2025
.500 (2) at LVA 05/23/2025	.333 at CON 05/18/2025	3-PT FG Percentage	.333 vs. ATL 05/16/2025	.189 at GSV 05/21/2025
23 vs. ATL 05/16/2025	14 at LVA 05/23/2025	Free Throws	24 at CON 05/18/2025	18 vs. ATL 05/16/2025
31 vs. ATL 05/16/2025	17 at LVA 05/23/2025	Free Throw Attempts	29 at CON 05/18/2025	20 at LVA 05/23/2025
.824 at LVA 05/23/2025	.724 at CON 05/18/2025	Free Throw Percentage	.950 at LVA 05/23/2025	.667 vs. ATL 05/16/2025
7 at GSV 05/21/2025	5 vs. ATL 05/16/2025	Offensive Rebounds	15 vs. ATL 05/16/2025	7 at LVA 05/23/2025
36 at GSV 05/21/2025	21 vs. ATL 05/16/2025	Defensive Rebounds	26 at GSV 05/21/2025	22 (2) at CON 05/18/2025
43 at GSV 05/21/2025	26 vs. ATL 05/16/2025	Total Rebounds	37 (2) at GSV 05/21/2025	32 at LVA 05/23/2025
19 at GSV 05/21/2025	17 at CON 05/18/2025	Assists	24 vs. ATL 05/16/2025	15 (2) at LVA 05/23/2025
7 vs. ATL 05/16/2025	2 at LVA 05/23/2025	Steals	10 at GSV 05/21/2025	4 vs. ATL 05/16/2025
14 (4) at CON 05/18/2025	14 (4) at CON 05/18/2025	Team Fouls	14 (4) at CON 05/18/2025	14 (4) at CON 05/18/2025
32 at CON 05/18/2025	18 at LVA 05/23/2025	Personal Fouls	28 at CON 05/18/2025	18 at LVA 05/23/2025
17 at GSV 05/21/2025	7 vs. ATL 05/16/2025	Turnovers	14 vs. ATL 05/16/2025	8 at LVA 05/23/2025
4 (2) at CON 05/18/2025	3 (2) at LVA 05/23/2025	Blocks	6 at LVA 05/23/2025	2 (2) at GSV 05/21/2025
46 at CON 05/18/2025	24 at LVA 05/23/2025	Points in Paint	44 at CON 05/18/2025	24 at LVA 05/23/2025
14 at GSV 05/21/2025	6 at LVA 05/23/2025	Second Chance Points	23 vs. ATL 05/16/2025	9 (2) at GSV 05/21/2025
23 at CON 05/18/2025	0 at LVA 05/23/2025	Fast Break Points	10 (2) at LVA 05/23/2025	4 at CON 05/18/2025
12 at LVA 05/23/2025	5 at CON 05/18/2025	Biggest Lead	15 at CON 05/18/2025	3 at LVA 05/23/2025
22 at CON 05/18/2025	4 at LVA 05/23/2025	Bench Points	18 at GSV 05/21/2025	9 at LVA 05/23/2025
21 at CON 05/18/2025	7 at GSV 05/21/2025	Points Off Turnovers	20 at CON 05/18/2025	4 vs. ATL 05/16/2025





BY MYSTICS	AN INDIVIDUAL...	BY OPPONENT
30 PTS, Brittney Sykes: (WAS L, 74-76) @ Golden State, 05/21/25	Scored 30+ points	30 PTS, Napheesa Collier: (WAS L, 83-99) vs. Minnesota, 08/17/24
* Never Has Happened *	Scored 40+ points	40 PTS, A'ja Wilson: (WAS L, 89-113) @ Las Vegas, 08/11/23
15 REB, Elizabeth Williams: (WAS W, 87-75) @ Indiana, 05/31/22	Had 15+ Rebounds	17 REB, A'ja Wilson: (WAS L, 77-89) vs. Las Vegas, 07/14/24
20 REB, Krystal Thomas: (WAS L, 74-76) @ Las Vegas, 08/04/17	Had 20+ Rebounds	22 REB, Jonquel Jones: (WAS L, 76-86) vs. Connecticut, 08/29/17
* Never Has Happened *	Had 10+ Offensive Rebounds	10 OREB, Sylvia Fowles: (WAS L, 85-89) @ Chicago, 07/10/13
15 AST, Natasha Cloud: (WAS L, 75-80) vs. Atlanta, 09/08/23	Had 15+ assists	15 AST, Courtney Vandersloot: (WAS W, 89-85 (OT)) @ Chicago, 07/10/21
5 BLK, Shakira Austin: (WAS L, 80-85) vs. New York, 05/14/24	Had 5+ Blocks	5 BLK, Azurá Stevens: (WAS L, 83-93) @ Chicago, 08/05/22
6 STL, Ariel Atkins: (WAS L, 68-70) @ Los Angeles, 05/21/24	Had 5+ Steals	5 STL, Caitlin Clark: (WAS W, 89-84) @ Indiana, 07/10/24
12 FGM, Brittney Sykes: (WAS W, 80-74) vs. Los Angeles, 08/23/24	Made 10+ Field Goals	13 FGM, Napheesa Collier: (WAS L, 83-99) vs. Minnesota, 08/17/24
* Never Has Happened *	Made 15+ Field Goals	17 FGM, A'ja Wilson: (WAS L, 89-113) @ Las Vegas, 08/11/23
* Never Has Happened *	Made 20+ Field Goals	* Never Has Happened *
7 3FGM, Kristi Toliver: (WAS W, 100-96) vs. Atlanta, 07/19/17	Made 7+ 3-Pointers	7 3FGM, Caitlin Clark: (WAS L, 83-85) vs. Indiana, 06/07/24
10 3FGM, Ariel Atkins: (WAS L, 73-76 (OT)) vs. Atlanta, 09/15/24	10+ 3-Pointer Attempts	12 3FGM/10 3FGM, Rhyne Howard/Allisha Gray: (WAS W, 94-90) vs. Atlanta, 05/16/25
16 FTM, Monique Currie: (WAS W, 82-77) vs. Dallas, 07/25/14	Made 15+ Free Throws	15 FTM, Katie Douglas: (WAS L, 81-85) @ Indiana, 07/28/09
5 TO/5 TO, Jade Melbourne/Shakira Austin: (WAS L, 74-76) @ Golden State, 05/21/25	5+ Turnovers	5 TO, Rhyne Howard: (WAS L, 73-76 (OT)) vs. Atlanta, 09/15/24
11 FD, Brittney Sykes: (WAS W, 90-85) @ Connecticut, 05/18/25	10+ Fouls Drawn	10 FD, Jewell Loyd: (WAS L, 77-83) vs. Seattle, 08/20/24
10 FGM/10 FGM, Ariel Atkins/Theresa Plaisance: (WAS W, 96-93) vs. Atlanta, 06/17/21	Two Players with 10+ Field Goals Made	12 FGM/10 FGM, Jonquel Jones/Brionna Jones: (WAS L, 75-85) vs. Connecticut, 08/31/21
5 3FGM/5 3FGM, Leilani Mitchell/Tina Charles: (WAS W, 87-83) @ Seattle, 06/22/21	Two Players with 5+ 3-Pointers Made	5 3FGM/5 3FGM, Riquna Williams/Nneka Ogumike: (WAS L, 81-98) @ Los Angeles, 07/07/19
* Never Has Happened *	Had a triple-double	14 PTS, 11 REB, 10 AST, Satou Sabally: (WAS L, 62-90) @ Dallas, 07/28/23





22 PTS, 24 REB, Chamique Holdsclaw: (WAS W, 74-70) @ Charlotte, 05/23/03	Had a 20/20 game	* Never Has Happened *
3rd period, Karlie Samuelson: (WAS L, 71-87) vs. New York, 09/17/24	Had a four-point play	4th period, Kayla Thornton: (WAS L, 74-76) @ Golden State, 05/21/25
A TEAM...		
* Never Has Happened *	Shot .600+ from the field	.617 (37-60), (WAS L, 69-101) @ Seattle, 05/25/24
31 PTS, (WAS W, 89-58) @ Chicago, 09/11/24	Won by 20+ points	21 PTS, (WAS L, 77-98) @ Las Vegas, 07/04/24
31 PTS, (WAS W, 89-58) @ Chicago, 09/11/24	Won by 30+ points	32 PTS, (WAS L, 69-101) @ Seattle, 05/25/24
43 PTS, (WAS W, 102-59) vs. Connecticut, 06/29/19	Won by 40+ points	* Never Has Happened *
* Never Has Happened *	Won by 50+ points	* Never Has Happened *
71 REB, (WAS W, 85-80) vs. Phoenix, 08/06/17	Had 60+ rebounds	65 REB, (WAS L, 72-89) @ Dallas, 07/02/23
* Never Has Happened *	Had 35+ assists	* Never Has Happened *
30 AST, (WAS W, 101-72) vs. New York, 08/25/19	Had 30+ assists	31 AST, (WAS L, 77-98) @ Las Vegas, 07/04/24
* Never Has Happened *	Made 50+ field goals	* Never Has Happened *
* Never Has Happened *	Made 35+ free throws	* Never Has Happened *
1st OT, (WAS W, 89-85 (OT)) @ Chicago, 07/10/21	Overtime Win	1st OT, (WAS L, 73-76 (OT)) vs. Atlanta, 09/15/24
* Never Has Happened *	Double-Overtime Win	* Never Has Happened *
THE MYSTICS (SINGLE-SEASON)...		
8/25/2019 — 9/19/2019 (8)	Won 5 straight	--
* Never Has Happened *	Won 10 straight	--
6/16/2023 — 7/11/2023 (5)	Won 5 straight at home	--
7/21/2019 — 9/19/2019 (12)	Won 10 straight at home	--
* Never Has Happened *	Won 15 straight at home	--
8/26/2024 — 9/13/2024 (6)	Won 5 straight on road	--
* Never Has Happened *	Won 10 straight on road	--
* Never Has Happened *	Won 15 straight on road	--
7/14/2024 — 8/20/2024 (5)	Lost 5 straight	--
5/4/2024 — 6/9/2024 (14)	Lost 10 straight	--
6/27/2024 — 8/20/2024 (6)	Lost 5 straight at home	--
5/4/2024 — 6/9/2024 (8)	Lost 5 straight on road	--



DATE	OPPONENT	FORWARD	FORWARD	CENTER	GUARD	GUARD	SCORE	W/L
May 16, 2025	vs. Atlanta	#22 Sonia Citron	#44 Kiki Iriafen	#31 Stefanie Dolson	#1 Sug Sutton	#20 Brittney Sykes	94-90	W
May 18, 2025	@ Connecticut	#22 Sonia Citron	#44 Kiki Iriafen	#31 Stefanie Dolson	#1 Sug Sutton	#20 Brittney Sykes	90-85	W
May 21, 2025	@ Golden State	#22 Sonia Citron	#44 Kiki Iriafen	#31 Stefanie Dolson	#1 Sug Sutton	#20 Brittney Sykes	76-74	L
May 23, 2025	@ Las Vegas	#5 Jade Melbourne	#44 Kiki Iriafen	#31 Stefanie Dolson	#1 Sug Sutton	#22 Sonia Citron	75-72	L
May 25, 2025	at Phoenix	--	--	--	--	--	--	--
May 28, 2025	Indiana	--	--	--	--	--	--	--
May 30, 2025	New York	--	--	--	--	--	--	--
Jun 3, 2025	at Indiana	--	--	--	--	--	--	--
Jun 5, 2025	New York	--	--	--	--	--	--	--
Jun 8, 2025	Connecticut	--	--	--	--	--	--	--
Jun 15, 2025	Atlanta	--	--	--	--	--	--	--
Jun 17, 2025	at Chicago	--	--	--	--	--	--	--
Jun 20, 2025	at Atlanta	--	--	--	--	--	--	--
Jun 22, 2025	Dallas	--	--	--	--	--	--	--
Jun 24, 2025	Minnesota	--	--	--	--	--	--	--
Jun 26, 2025	at Las Vegas	--	--	--	--	--	--	--
Jun 28, 2025	at Dallas	--	--	--	--	--	--	--
Jul 3, 2025	at Minnesota	--	--	--	--	--	--	--
Jul 8, 2025	Chicago	--	--	--	--	--	--	--
Jul 10, 2025	Las Vegas	--	--	--	--	--	--	--
Jul 13, 2025	at Seattle	--	--	--	--	--	--	--
Jul 15, 2025	at Los Angeles	--	--	--	--	--	--	--
Jul 22, 2025	Los Angeles	--	--	--	--	--	--	--
Jul 26, 2025	Seattle	--	--	--	--	--	--	--
Jul 27, 2025	Phoenix	--	--	--	--	--	--	--
Jul 29, 2025	Chicago	--	--	--	--	--	--	--
Jul 31, 2025	Golden State	--	--	--	--	--	--	--
Aug 3, 2025	at Atlanta	--	--	--	--	--	--	--
Aug 5, 2025	at Chicago	--	--	--	--	--	--	--
Aug 8, 2025	at Minnesota	--	--	--	--	--	--	--
Aug 10, 2025	at Dallas	--	--	--	--	--	--	--
Aug 13, 2025	Golden State	--	--	--	--	--	--	--
Aug 15, 2025	at Indiana	--	--	--	--	--	--	--
Aug 17, 2025	Los Angeles	--	--	--	--	--	--	--
Aug 19, 2025	Connecticut	--	--	--	--	--	--	--
Aug 21, 2025	at Connecticut	--	--	--	--	--	--	--
Aug 23, 2025	Las Vegas	--	--	--	--	--	--	--
Aug 24, 2025	Seattle	--	--	--	--	--	--	--
Aug 28, 2025	at New York	--	--	--	--	--	--	--
Aug 30, 2025	at Golden State	--	--	--	--	--	--	--
Aug 31, 2025	at Los Angeles	--	--	--	--	--	--	--
Sep 4, 2025	Phoenix	--	--	--	--	--	--	--
Sep 7, 2025	Indiana	--	--	--	--	--	--	--
Sep 9, 2025	at New York	--	--	--	--	--	--	--





TEAM TREND	TTL	LAST GAME	TEAM TREND	TTL	LAST GAME
<4 Mystics w/ 10+ pts	0-1	@ GSV 5/21/25	Mystics shoot 50.0% or better	2-0	@ CON 5/18/25
4+ Mystics w/ 10+ pts	2-1	@ LVA 5/23/25	Opp shoots 50.0% or better	0-0	
5+ Mystics w/ 10+ pts	1-0	vs. ATL 5/16/25	Mystics shoot 45.0% or better	2-0	@ CON 5/18/25
6+ Mystics w/ 10+ pts	0-0		Mystics shoot 44.0% or below	0-2	@ LVA 5/23/25
7+ Mystics w/ 10+ pts	0-0		Mystics shoot 40.0% or below	0-2	@ LVA 5/23/25
8+ Mystics w/ 10+ pts	0-0		Opp shoots 45.0% or better	0-0	
Mystics no 20+ pt scorer	0-1	@ LVA 5/23/25	Opp shoots 40.0% or below	0-2	@ LVA 5/23/25
Opp no 20+ pt scorer	0-0		Mystics w/10+ 3-pointers made	0-1	@ LVA 5/23/25
2+ Mystics w/20+ pt scorer	0-0		Opp w/10+ 3-pointers made	1-0	vs. ATL 5/16/25
2+ Opp w/20+ pt scorer	0-0		Mystics w/15+ 3-pointers made	0-0	
3+ Mystics w/20+ pt scorer	0-0		Opp w/15+ 3-pointers made	0-0	
3+ Opp w/20+ pt scorer	0-0		Mystics 3FG% 40.0% or better	1-1	@ LVA 5/23/25
Mystics w/30+ pt scorer	0-1	@ GSV 5/21/25	Opp 3FG% 40.0% or better	0-0	
Opp w/30+ pt scorer	0-0		Mystics FT% 80.0 or better	0-1	@ LVA 5/23/25
All 5 Starters w/10+ pts	0-0		Opp FT% 80.0 or better	1-2	@ LVA 5/23/25
Opp 5 Starters w/10+ pts	0-0		Mystics FT% below 70.0	0-0	
2+ reserves w/10+ pts	0-0		Opp FT% below 70.0	1-0	vs. ATL 5/16/25
Opp 2+ reserves w/10+ pts	0-0		Mystics FTM >= Opp FTA	0-0	
3+ reserves w/10+ pts	0-0		Opp FTM >= Mystics FTA	0-2	@ LVA 5/23/25
Opp 3+ reserves w/10+ pts	0-0		Mystics FG% >= Opp FG%	2-2	@ LVA 5/23/25
Mystics <20 pts. in 1st qtr	1-2	@ LVA 5/23/25	Opp FG% >= Mystics FG%	0-0	
Opp <20 pts. in 1st qtr	0-2	@ LVA 5/23/25	Mystics w/30+ FTA	1-0	vs. ATL 5/16/25
Mystics w/30+ pts in 1st qtr	0-0		Opp w/30+ FTA	0-0	
Opp w/30+ pts in 1st qtr	0-0		Mystics w/20+ asts	0-0	
Mystics under 50 pts 1st half	2-2	@ LVA 5/23/25	Opp w/20+ asts	1-0	vs. ATL 5/16/25
Opp under 50 pts 1st half	2-2	@ LVA 5/23/25	Mystics w/25+ asts	0-0	
Mystics 50+ pts 1st half	0-0		Opp w/25+ asts	0-0	
Opp 50+ pts 1st half	0-0		Mystics w/30+ asts	0-0	
Mystics 60+ pts in 1st half	0-0		Opp w/30+ asts	0-0	
Opp 60+ pts in 1st half	0-0		Mystics asts >= Opp asts	0-2	@ LVA 5/23/25
Mystics lead by 10+ pts	0-1	@ LVA 5/23/25	Opp asts >= Mystics asts	1-0	vs. ATL 5/16/25
Opp leads by 10+ pts	2-0	@ CON 5/18/25	Mystics w/12 or fewer TOs	1-0	vs. ATL 5/16/25
Games decided by 10+ points	0-0		Opp w/12 or fewer TOs	1-2	@ LVA 5/23/25
Games decided by 4-9 points	2-0	@ CON 5/18/25	Mystics w/20+ TOs	0-0	
Games decided by 3 or less points	0-2	@ LVA 5/23/25	Opp w/20+ TOs	0-0	
Both teams score 100+ pts	0-0		Mystics TO >= Opp TO	1-2	@ LVA 5/23/25
Both teams under 100 pts	2-2	@ LVA 5/23/25	Opp TO >= Mystics TO	1-0	vs. ATL 5/16/25
Mystics score under 100 pts	2-2	@ LVA 5/23/25	Mystics w/50+ REB	0-1	@ GSV 5/21/25
Opp scores under 100 pts	2-2	@ LVA 5/23/25	Opp w/50+ REB	1-1	@ GSV 5/21/25
Mystics score 100+ pts	0-0		Mystics REB >= Opp REB	1-2	@ LVA 5/23/25
Opp scores 100+ pts	0-0		Opp REB >= Mystics REB	1-0	vs. ATL 5/16/25
Mystics score 110+ pts	0-0		Mystics w/10+ more REB than Opp	0-0	
Opp scores 110+ pts	0-0		Opp w/10+ more REB than WAS	1-0	vs. ATL 5/16/25
Mystics tied or lead after the 3rd qtr	1-1	@ LVA 5/23/25	Mystics w/10+ stls	0-0	
Mystics tied or lead at halftime	0-1	@ LVA 5/23/25	Opp w/10+ stls	0-1	@ GSV 5/21/25
Mystics tied or lead after 1st qtr	0-2	@ LVA 5/23/25	2+ Mystics w/double-double	0-0	
Mystics trailing after the 3rd qtr	1-1	@ GSV 5/21/25	2+ Opp w/double-double	0-0	
Mystics trailing at halftime	2-1	@ GSV 5/21/25	3+ Mystics w/double-double	0-0	
Mystics trailing after 1st qtr	2-0	@ CON 5/18/25	3+ Opp w/double-double	0-0	
1st game Back-to-Back	0-0		Mystics PITP >= Opp PITP	2-1	@ GSV 5/21/25
2nd game Back-to-Back	0-0		Opp PITP >= Mystics PITP	0-0	
1st game after a win	1-1	@ GSV 5/21/25	Mystics 2CP >= Opp 2CP	0-1	@ GSV 5/21/25
1st game after a loss	0-1	@ LVA 5/23/25	Opp 2CP >= Mystics 2CP	2-1	@ LVA 5/23/25
On Monday	0-0		Mystics FB Pts >= Opp FB Pts	2-0	@ CON 5/18/25
On Tuesday	0-0		Opp FB Pts >= Mystics FB Pts	0-2	@ LVA 5/23/25
On Wednesday	0-1	@ GSV 5/21/25	+3 Blocks	2-2	@ LVA 5/23/25
On Thursday	0-0		+5 Blocks	0-0	
On Friday	1-1	@ LVA 5/23/25			
On Saturday	0-0				
On Sunday	1-0	@ CON 5/18/25			
May	2-2	@ LVA 5/23/25			





MYSTICS RECORD WHEN...	OVERALL	HOME	ROAD
Outrebounding opponent	1-2	0-0	1-2
Outrebounded by opponent	1-0	1-0	0-0
Tied in Rebounding	0-0	0-0	0-0
Shooting better than opponent	2-2	1-0	1-2
Shooting worse than opponent	0-0	0-0	0-0
Shooting same than opponent	0-0	0-0	0-0
More FTM than opponent	1-0	1-0	0-0
Less FTM than opponent	1-2	0-0	1-2
Same FTM than opponent	0-0	0-0	0-0
More 3FGM than opponent	1-1	0-0	1-1
Less 3FGM than opponent	1-0	1-0	0-0
Same 3FGM than opponent	0-1	0-0	0-1
More assists than opponent	0-2	0-0	0-2
Less assists than opponent	1-0	1-0	0-0
Same assists than opponent	1-0	0-0	1-0
More turnovers than opponent	1-2	0-0	1-2
Less turnovers than opponent	1-0	1-0	0-0
Same turnovers than opponent	0-0	0-0	0-0
Bench outscores opponent bench	2-1	1-0	1-1
Opponent bench outscores WAS	0-1	0-0	0-1
Bench scoring equal	0-0	0-0	0-0
Scoring less than 80 points	0-2	0-0	0-2
Scoring between 80-89 points	0-0	0-0	0-0
Scoring between 90-99 points	2-0	1-0	1-0
Scoring between 100-109	0-0	0-0	0-0
Scoring 110 or more points	0-0	0-0	0-0
Opponent scores less than 80	0-2	0-0	0-2
Opponent scores between 80-89	1-0	0-0	1-0
Opponent scores between 90-99	1-0	1-0	0-0
Opponent scores between 100-109	0-0	0-0	0-0
Opponent scores 110 or more	0-0	0-0	0-0

NUMBER OF TIMES RECORDING	POINTS			REB			AST		BLK		STL	
	10+	20+	30+	10+	10+	3+	3+	DD	TD			
Georgia Amoore	--	--	--	--	--	--	--	--	--	--	--	--
Shakira Austin	--	--	--	--	--	--	--	--	--	--	--	--
Sonia Citron	4	--	--	--	--	--	--	--	--	--	--	--
Stefanie Dolson	--	--	--	--	--	--	--	--	--	--	--	--
Aaliyah Edwards	--	--	--	--	--	--	--	--	--	--	--	--
Emily Engstler	--	--	--	--	--	--	--	--	--	--	--	--
KiKi Iriafen	4	--	--	3	--	--	--	3	--	--	--	--
Sika Koné	--	--	--	--	--	--	--	--	--	--	--	--
Jade Melbourne	3	--	--	--	--	--	--	--	--	--	--	--
Lucy Olsen	--	--	--	--	--	--	--	--	--	--	--	--
Sug Sutton	2	--	--	--	--	--	--	1	--	--	--	--
Brittney Sykes	3	3	1	--	--	--	--	--	--	--	--	--

NUMBER OF TIMES LEADING TEAM IN... (INCLUDES TIES)						
	PTS	REB	AST	BLK	STL	MIN
Georgia Amoore	--	--	--	--	--	--
Shakira Austin	--	--	--	--	1	--
Sonia Citron	1	--	--	2	2	2
Stefanie Dolson	--	--	1	2	1	--
Aaliyah Edwards	--	--	--	--	--	--
Emily Engstler	--	1	--	1	1	--
KiKi Iriafen	--	3	--	1	--	--
Sika Koné	--	--	--	--	--	--
Jade Melbourne	--	1	1	1	2	--
Lucy Olsen	--	--	--	1	--	--
Sug Sutton	--	--	--	--	2	--
Brittney Sykes	3	--	2	1	2	2

## STARTING LINEUPS

LAST USED	GAME	FORWARD	FORWARD	CENTER	GUARD	GUARD	RECORD
5/21	at Valkyries	Sonia Citron	KiKi Iriafen	Stefanie Dolson	Brittney Sykes	Sug Sutton	2-1
5/23	at Aces	Jade Melbourne	KiKi Iriafen	Stefanie Dolson	Sonia Citron	Sug Sutton	0-1

## GAMES MISSED DUE TO INJURIES/SUSPENSIONS

NAME	INJURY/ILLNESS	DATES OUT	GAMES MISSED
Georgia Amoore	ACL Injury	5/16; 5/21	2
	ACL	5/18; 5/23	2
Shakira Austin	Right Leg	5/16	1
	Concussion Protocol	5/23	1
Aaliyah Edwards	Low Back Contusion	5/16	1
	Back	5/18	1
	Lower Back Contusion	5/21 through 5/23/25	2
Brittney Sykes	Right Lower Leg	5/23	1
TOTAL GAMES MISSED			11





			MYSTICS										OPPONENTS									
DATE	OPPONENT	W/L	BENCH PTS	AVG	INTHE PAINT	AVG	SECOND CHANCE	AVG	FAST BREAK	AVG	POINTS OFFTO	AVG	BENCH PTS	AVG	INTHE PAINT	AVG	SECOND CHANCE	AVG	FAST BREAK	AVG	POINTS OFFTO	AVG
5/16	Atlanta	W	20	20.0	36	36.0	8	8.0	8	8.0	20	20.0	13	13.0	34	34.0	23	23.0	5	5.0	4	4.0
5/18	at Connecticut	W	22	21.0	46	41.0	7	7.5	23	15.5	21	20.5	16	14.5	44	39.0	9	16.0	4	4.5	20	12.0
5/21	at Golden State	L	20	20.7	32	38.0	14	9.7	9	13.3	7	16.0	18	15.7	28	35.3	9	13.7	10	6.3	17	13.7
5/23	at Las Vegas	L	4	16.5	24	34.5	6	8.8	0	10.0	8	14.0	9	14.0	24	32.5	14	13.8	10	7.3	17	14.5
5/25	at Phoenix	--	--	--	--	--	--	--	--	--	--	--	--	--	--	--	--	--	--	--	--	--
5/28	Indiana	--	--	--	--	--	--	--	--	--	--	--	--	--	--	--	--	--	--	--	--	--
5/30	New York	--	--	--	--	--	--	--	--	--	--	--	--	--	--	--	--	--	--	--	--	--
6/3	at Indiana	--	--	--	--	--	--	--	--	--	--	--	--	--	--	--	--	--	--	--	--	--
6/5	New York	--	--	--	--	--	--	--	--	--	--	--	--	--	--	--	--	--	--	--	--	--
6/8	Connecticut	--	--	--	--	--	--	--	--	--	--	--	--	--	--	--	--	--	--	--	--	--
6/15	Atlanta	--	--	--	--	--	--	--	--	--	--	--	--	--	--	--	--	--	--	--	--	--
6/17	at Chicago	--	--	--	--	--	--	--	--	--	--	--	--	--	--	--	--	--	--	--	--	--
6/20	at Atlanta	--	--	--	--	--	--	--	--	--	--	--	--	--	--	--	--	--	--	--	--	--
6/22	Dallas	--	--	--	--	--	--	--	--	--	--	--	--	--	--	--	--	--	--	--	--	--
6/24	Minnesota	--	--	--	--	--	--	--	--	--	--	--	--	--	--	--	--	--	--	--	--	--
6/26	at Las Vegas	--	--	--	--	--	--	--	--	--	--	--	--	--	--	--	--	--	--	--	--	--
6/28	at Dallas	--	--	--	--	--	--	--	--	--	--	--	--	--	--	--	--	--	--	--	--	--
7/3	at Minnesota	--	--	--	--	--	--	--	--	--	--	--	--	--	--	--	--	--	--	--	--	--
7/8	Chicago	--	--	--	--	--	--	--	--	--	--	--	--	--	--	--	--	--	--	--	--	--
7/10	Las Vegas	--	--	--	--	--	--	--	--	--	--	--	--	--	--	--	--	--	--	--	--	--
7/13	at Seattle	--	--	--	--	--	--	--	--	--	--	--	--	--	--	--	--	--	--	--	--	--
7/15	at Los Angeles	--	--	--	--	--	--	--	--	--	--	--	--	--	--	--	--	--	--	--	--	--
7/22	Los Angeles	--	--	--	--	--	--	--	--	--	--	--	--	--	--	--	--	--	--	--	--	--
7/26	Seattle	--	--	--	--	--	--	--	--	--	--	--	--	--	--	--	--	--	--	--	--	--
7/27	Phoenix	--	--	--	--	--	--	--	--	--	--	--	--	--	--	--	--	--	--	--	--	--
7/29	Chicago	--	--	--	--	--	--	--	--	--	--	--	--	--	--	--	--	--	--	--	--	--
7/31	Golden State	--	--	--	--	--	--	--	--	--	--	--	--	--	--	--	--	--	--	--	--	--
8/3	at Atlanta	--	--	--	--	--	--	--	--	--	--	--	--	--	--	--	--	--	--	--	--	--
8/5	at Chicago	--	--	--	--	--	--	--	--	--	--	--	--	--	--	--	--	--	--	--	--	--
8/8	at Minnesota	--	--	--	--	--	--	--	--	--	--	--	--	--	--	--	--	--	--	--	--	--
8/10	at Dallas	--	--	--	--	--	--	--	--	--	--	--	--	--	--	--	--	--	--	--	--	--
8/13	Golden State	--	--	--	--	--	--	--	--	--	--	--	--	--	--	--	--	--	--	--	--	--
8/15	at Indiana	--	--	--	--	--	--	--	--	--	--	--	--	--	--	--	--	--	--	--	--	--
8/17	Los Angeles	--	--	--	--	--	--	--	--	--	--	--	--	--	--	--	--	--	--	--	--	--
8/19	Connecticut	--	--	--	--	--	--	--	--	--	--	--	--	--	--	--	--	--	--	--	--	--
8/21	at Connecticut	--	--	--	--	--	--	--	--	--	--	--	--	--	--	--	--	--	--	--	--	--
8/23	Las Vegas	--	--	--	--	--	--	--	--	--	--	--	--	--	--	--	--	--	--	--	--	--
8/24	Seattle	--	--	--	--	--	--	--	--	--	--	--	--	--	--	--	--	--	--	--	--	--
8/28	at New York	--	--	--	--	--	--	--	--	--	--	--	--	--	--	--	--	--	--	--	--	--
8/30	at Golden State	--	--	--	--	--	--	--	--	--	--	--	--	--	--	--	--	--	--	--	--	--
8/31	at Los Angeles	--	--	--	--	--	--	--	--	--	--	--	--	--	--	--	--	--	--	--	--	--
9/4	Phoenix	--	--	--	--	--	--	--	--	--	--	--	--	--	--	--	--	--	--	--	--	--
9/7	Indiana	--	--	--	--	--	--	--	--	--	--	--	--	--	--	--	--	--	--	--	--	--
9/9	at New York	--	--	--	--	--	--	--	--	--	--	--	--	--	--	--	--	--	--	--	--	--
	2025-26 TOTALS	2-2	66	16.5	138	34.5	35	8.8	40	10.0	56	14.0	56	14.0	130	32.5	55	13.8	29	7.3	58	14.5





				MYSTICS								OPPONENTS								
DATE	OPPONENT	OVERALL REC	W/L	1ST	2ND	1ST HALF	3RD	4TH	2ND HALF	BIGGEST LEAD	TOTAL	1ST	2ND	1ST HALF	3RD	4TH	2ND HALF	BIGGEST LEAD	TOTAL	POINT DIFF.
5/16	Atlanta	1-0	W	20	21	41	30	23	53	8	94	24	21	45	25	20	45	12	90	4
5/18	at Connecticut	2-0	W	13	28	41	19	30	49	5	90	23	23	46	19	20	39	15	85	5
5/21	at Golden State	2-1	L	14	16	30	16	28	44	9	74	11	20	31	16	29	45	7	76	-2
5/23	at Las Vegas	2-2	L	18	24	42	17	13	30	12	72	16	17	33	17	25	42	3	75	-3
5/25	at Phoenix	--		--	--	--	--	--	--	--	--	--	--	--	--	--	--	--	--	--
5/28	Indiana	--		--	--	--	--	--	--	--	--	--	--	--	--	--	--	--	--	--
5/30	New York	--		--	--	--	--	--	--	--	--	--	--	--	--	--	--	--	--	--
6/3	at Indiana	--		--	--	--	--	--	--	--	--	--	--	--	--	--	--	--	--	--
6/5	New York	--		--	--	--	--	--	--	--	--	--	--	--	--	--	--	--	--	--
6/8	Connecticut	--		--	--	--	--	--	--	--	--	--	--	--	--	--	--	--	--	--
6/15	Atlanta	--		--	--	--	--	--	--	--	--	--	--	--	--	--	--	--	--	--
6/17	at Chicago	--		--	--	--	--	--	--	--	--	--	--	--	--	--	--	--	--	--
6/20	at Atlanta	--		--	--	--	--	--	--	--	--	--	--	--	--	--	--	--	--	--
6/22	Dallas	--		--	--	--	--	--	--	--	--	--	--	--	--	--	--	--	--	--
6/24	Minnesota	--		--	--	--	--	--	--	--	--	--	--	--	--	--	--	--	--	--
6/26	at Las Vegas	--		--	--	--	--	--	--	--	--	--	--	--	--	--	--	--	--	--
6/28	at Dallas	--		--	--	--	--	--	--	--	--	--	--	--	--	--	--	--	--	--
7/3	at Minnesota	--		--	--	--	--	--	--	--	--	--	--	--	--	--	--	--	--	--
7/8	Chicago	--		--	--	--	--	--	--	--	--	--	--	--	--	--	--	--	--	--
7/10	Las Vegas	--		--	--	--	--	--	--	--	--	--	--	--	--	--	--	--	--	--
7/13	at Seattle	--		--	--	--	--	--	--	--	--	--	--	--	--	--	--	--	--	--
7/15	at Los Angeles	--		--	--	--	--	--	--	--	--	--	--	--	--	--	--	--	--	--
7/22	Los Angeles	--		--	--	--	--	--	--	--	--	--	--	--	--	--	--	--	--	--
7/26	Seattle	--		--	--	--	--	--	--	--	--	--	--	--	--	--	--	--	--	--
7/27	Phoenix	--		--	--	--	--	--	--	--	--	--	--	--	--	--	--	--	--	--
7/29	Chicago	--		--	--	--	--	--	--	--	--	--	--	--	--	--	--	--	--	--
7/31	Golden State	--		--	--	--	--	--	--	--	--	--	--	--	--	--	--	--	--	--
8/3	at Atlanta	--		--	--	--	--	--	--	--	--	--	--	--	--	--	--	--	--	--
8/5	at Chicago	--		--	--	--	--	--	--	--	--	--	--	--	--	--	--	--	--	--
8/8	at Minnesota	--		--	--	--	--	--	--	--	--	--	--	--	--	--	--	--	--	--
8/10	at Dallas	--		--	--	--	--	--	--	--	--	--	--	--	--	--	--	--	--	--
8/13	Golden State	--		--	--	--	--	--	--	--	--	--	--	--	--	--	--	--	--	--
8/15	at Indiana	--		--	--	--	--	--	--	--	--	--	--	--	--	--	--	--	--	--
8/17	Los Angeles	--		--	--	--	--	--	--	--	--	--	--	--	--	--	--	--	--	--
8/19	Connecticut	--		--	--	--	--	--	--	--	--	--	--	--	--	--	--	--	--	--
8/21	at Connecticut	--		--	--	--	--	--	--	--	--	--	--	--	--	--	--	--	--	--
8/23	Las Vegas	--		--	--	--	--	--	--	--	--	--	--	--	--	--	--	--	--	--
8/24	Seattle	--		--	--	--	--	--	--	--	--	--	--	--	--	--	--	--	--	--
8/28	at New York	--		--	--	--	--	--	--	--	--	--	--	--	--	--	--	--	--	--
8/30	at Golden State	--		--	--	--	--	--	--	--	--	--	--	--	--	--	--	--	--	--
8/31	at Los Angeles	--		--	--	--	--	--	--	--	--	--	--	--	--	--	--	--	--	--
9/4	Phoenix	--		--	--	--	--	--	--	--	--	--	--	--	--	--	--	--	--	--
9/7	Indiana	--		--	--	--	--	--	--	--	--	--	--	--	--	--	--	--	--	--
9/9	at New York	--		--	--	--	--	--	--	--	--	--	--	--	--	--	--	--	--	--
	2025-26 TOTALS	2-2	--	65	89	154	82	94	176	--	330	74	81	155	77	94	171	--	326	4
	AVG/GAME	--	--	16.3	22.3	38.5	20.5	23.5	44.0	8.5	82.5	18.5	20.3	38.8	19.3	23.5	42.8	9.3	81.5	1.0





PLAYER	MIN	FG	ATT	3FG	ATT	FT	FTA	OR	DR	TOT	AST	PF	PFD	STL	TO	BLK	PTS
Shakira Austin	10	2	5	--	--	--	1	1(2)	3	4	--	3	2	1	5	--	4
	May. 21	May. 18	May. 18				May. 21	May. 21	May. 21	May. 21		May. 18	May. 21	May. 21	May. 21		May. 18
	at GSV	at CON	at CON				at GSV	at GSV	at GSV	at GSV		at CON	at GSV	at GSV	at GSV		at CON
Sonia Citron	36C	6C(2)	11C(2)	4C	6C(2)	5C(2)	6C(2)	--	8C	8C	3C(2)	4C(2)	5C	2C	1C(4)	1C(2)	19C(2)
	May. 23	May. 23	May. 23	May. 23	May. 23	May. 18	May. 18		May. 21	May. 21	May. 23	May. 18	May. 23	May. 18	May. 23	May. 21	May. 23
	at LVA	at LVA	at LVA	at LVA	at LVA	at CON	at CON		at GSV	at GSV	at LVA	at CON	at LVA	at CON	at LVA	at GSV	at LVA
Stefanie Dolson	29	3	7	2(2)	3(3)	--	--	2	5	6	8	4(2)	2	1(3)	3	2(2)	8
	May. 23	May. 23	May. 23	May. 23	May. 23			May. 21	May. 23	May. 23	May. 23	May. 21	May. 21	May. 21	May. 23	May. 23	May. 23
	at LVA	at LVA	at LVA	at LVA	at LVA			at GSV	at LVA	at LVA	at LVA	at GSV	at GSV	at GSV	at LVA	at LVA	at LVA
Emily Engstler	13	2	3	1(2)	1(3)	1	2	1	5	5(2)	1(4)	2	1(2)	1(2)	2	1(2)	5
	May. 16	May. 16	May. 16	May. 18	May. 21	May. 21	May. 21	May. 16	May. 18	May. 18	May. 23	May. 18	May. 21	May. 21	May. 23	May. 21	May. 16
	vs. ATL	vs. ATL	vs. ATL	at CON	at GSV	at GSV	at GSV	vs. ATL	at CON	at CON	at LVA	at CON	at GSV	at GSV	at LVA	at GSV	vs. ATL
KiKi Iriafen	35C	7C	14C	--	--	6C	8C	4C(2)	10C	14C	2C(2)	6C	6C	--	3C	1C	17C(2)
	May. 23	May. 18	May. 23			May. 16	May. 16	May. 23	May. 18	May. 18	May. 23	May. 16	May. 23		May. 18	May. 18	May. 23
	at LVA	at CON	at LVA			vs. ATL	vs. ATL	at LVA	at CON	at CON	at LVA	vs. ATL	at LVA		at CON	at CON	at LVA
Sika Koné	14	1(2)	5	--	1	1	1	--	3	3	2	4	2	--	2(2)	--	3
	May. 21	May. 21	May. 21		May. 21	May. 21	May. 21		May. 16	May. 16	May. 21	May. 23	May. 21		May. 21		May. 21
	at GSV	at GSV	at GSV		at GSV	at GSV	at GSV		vs. ATL	vs. ATL	at GSV	at LVA	at GSV		at GSV		at GSV
Jade Melbourne	35C	5	11	3C	5	4	6C(2)	1	7C	7C	7C	5C(2)	4	2	5C	1C	15
	May. 23	May. 18	May. 23	May. 18	May. 23	May. 23	May. 23	May. 16	May. 21	May. 21	May. 21	May. 23	May. 18	May. 16	May. 21	May. 18	May. 18
	at LVA	at CON	at LVA	at CON	at LVA	at LVA	at LVA	vs. ATL	at GSV	at GSV	at GSV	at LVA	at CON	vs. ATL	at GSV	at CON	at CON
Lucy Olsen	16C	2C	6C	1C	3C	1C	2C	1C	4C	5C	1C(2)	3C	1C(3)	--	3C	1C	4C(2)
	May. 23	May. 23	May. 23	May. 21	May. 21	May. 21	May. 21	May. 23	May. 23	May. 23	May. 23	May. 23	May. 23		May. 23	May. 21	May. 23
	at LVA	at LVA	at LVA	at GSV	at GSV	at GSV	at GSV	at LVA	at LVA	at LVA	at LVA	at LVA	at LVA		at LVA	at GSV	at LVA
Sug Sutton	33	5	9(2)	2	5	2(2)	3	1(2)	2	2(2)	2(3)	2(2)	2(2)	3C	2(2)	1C	13
	May. 23	May. 16	May. 23	May. 23	May. 23	May. 23	May. 16	May. 18	May. 23	May. 23	May. 21	May. 21	May. 23	May. 16	May. 23	May. 23	May. 16
	at LVA	vs. ATL	at LVA	at LVA	at LVA	at LVA	vs. ATL	at CON	at LVA	at LVA	at GSV	at GSV	at LVA	vs. ATL	at LVA	at LVA	vs. ATL
Brittney Sykes	37	8(2)	20	3	6	11(2)	14C	1(2)	4	5	7	6C	11C	2	4	1(2)	30
	May. 16	May. 21	May. 16	May. 21	May. 16	May. 21	May. 21	May. 21	May. 21	May. 21	May. 18	May. 18	May. 18	May. 18	May. 18	May. 18	May. 21
	vs. ATL	at GSV	vs. ATL	at GSV	vs. ATL	at GSV	at GSV	at GSV	at GSV	at GSV	at CON	at CON	at CON	at CON	at CON	at CON	at GSV
Mystics High Games	200.0(4)	32	66	10	20(2)	23	31	7	36	51	19	32	28	7	17	4(2)	94
	May. 23	May. 18	May. 21	May. 23	May. 23	May. 16	May. 16	May. 21	May. 21	May. 21	May. 21	May. 18	May. 18	May. 16	May. 21	May. 18	May. 16
	at LVA	at CON	at GSV	at LVA	at LVA	vs. ATL	vs. ATL	at GSV	at GSV	at GSV	at GSV	at CON	at CON	vs. ATL	at GSV	at CON	vs. ATL
Mystics Low Games	200.0(4)	24	60	5	15	14	17	5	21	40	17	18	18	2	7	3(2)	72
	May. 23	May. 23	May. 23	May. 18	May. 18	May. 23	May. 23	May. 16	May. 16	May. 16	May. 18	May. 23	May. 23	May. 23	May. 16	May. 23	May. 23
	at LVA	at LVA	at LVA	at CON	at CON	at LVA	at LVA	vs. ATL	vs. ATL	vs. ATL	at CON	at LVA	at LVA	at LVA	vs. ATL	at LVA	at LVA
Opponents High Games	200.0(4)	30	74	12	37	24	29	15	26	51	24	28	32	10	14	6	90
	May. 23	May. 16	May. 16	May. 16	May. 21	May. 18	May. 18	May. 16	May. 21	May. 16	May. 16	May. 18	May. 18	May. 21	May. 16	May. 23	May. 16
	at LVA	vs. ATL	vs. ATL	vs. ATL	at GSV	at CON	at CON	vs. ATL	at GSV	vs. ATL	vs. ATL	at CON	at CON	at GSV	vs. ATL	at LVA	vs. ATL
Opponents Low Games	200.0(4)	23	66	3	14	18	20	7	22(2)	38	15(2)	18	18	4	8	2(2)	75
	May. 23	May. 21	May. 18	May. 18	May. 18	May. 16	May. 23	May. 23	May. 18	May. 18	May. 23	May. 23	May. 23	May. 16	May. 23	May. 21	May. 23
	at LVA	at GSV	at CON	at CON	at CON	vs. ATL	at LVA	at LVA	at CON	at CON	at LVA	at LVA	at LVA	vs. ATL	at LVA	at GSV	at LVA

"C" INDICATES A NEW CAREER-HIGH, "T" A TIED CAREER-HIGH.

NUMBERS IN PARENTHESES INDICATE THE NUMBER OF GAMES IN WHICH A PLAYER OR TEAM HAS REACHED A GIVEN TOTAL (IF MORE THAN ONE).



WNBA														
	PPG	FGM/G	FG%	3FGM/G	3FG%	FT%	ORPG	DRPG	RPG	APG	SPG	TOV/G	BPG	PF/G
Aces	6 T	10 T	12	3	9	*1	3	5	4	12	7	*1	6 T	9
Dream	4	6 T	8	2	8	8	2	6	3	4 T	11 T	4 T	4 T	7
Fever	2	*1	3	10	5	12	7	*1	*1	6	10	4 T	4 T	3
Liberty	*1	2	*1	*1	2	4	13	2	7 T	2	2 T	2	*1	12
Lynx	3	3	2	8	3	6	8	9	9	*1	8	7	12	8
Mercury	6 T	5	4	4	7	10	11 T	3	7 T	4 T	4	10	2	4
Mystics	5	6 T	5	9	*1	7	10	4	11	8	11 T	9	9 T	*1
Sky	13	13	13	6	10	13	*1	12	2	11	9	13	6 T	5 T
Sparks	8	9	6	5	4	5	9	13	13	10	5	8	9 T	10
Storm	12	8	7	12	6	11	11 T	7 T	12	3	2 T	6	3	13
Sun	11	10 T	9	13	12	3	5 T	7 T	5	7	13	12	6 T	2
Valkyries	10	12	11	7	13	2	5 T	10	10	13	*1	11	13	11
Wings	9	4	10	11	11	9	4	11	6	9	6	3	11	5 T

EASTERN CONFERENCE														
	PPG	FGM/G	FG%	3FGM/G	3FG%	FT%	ORPG	DRPG	RPG	APG	SPG	TOV/G	BPG	PF/G
Dream	3	3 T	4	2	4	4	2	4	3	2	4 T	2 T	2 T	5
Fever	2	*1	2	5	3	5	4	*1	*1	3	3	2 T	2 T	3
Liberty	*1	2	*1	*1	2	2	6	2	5	*1	*1	*1	*1	6
Mystics	4	3 T	3	4	*1	3	5	3	6	5	4 T	4	6	*1
Sky	6	6	6	3	5	6	*1	6	2	6	2	6	4 T	4
Sun	5	5	5	6	6	*1	3	5	4	4	6	5	4 T	2

WESTERN CONFERENCE														
	PPG	FGM/G	FG%	3FGM/G	3FG%	FT%	ORPG	DRPG	RPG	APG	SPG	TOV/G	BPG	PF/G
Aces	2 T	6	7	*1	5	*1	*1	2	*1	6	6	*1	3	4
Lynx	*1	*1	*1	5	*1	4	4	4	4	*1	7	4	6	3
Mercury	2 T	3	2	2	4	6	6 T	*1	3	3	3	6	*1	*1
Sparks	4	5	3	3	2	3	5	7	7	5	4	5	4	5
Storm	7	4	4	7	3	7	6 T	3	6	2	2	3	2	7
Valkyries	6	7	6	4	7	2	3	5	5	7	*1	7	7	6
Wings	5	2	5	6	6	5	2	6	2	4	5	2	5	2

OPPONENTS														
	PPG	FGM/G	FG%	3FGM/G	3FG%	FT%	ORPG	DRPG	RPG	APG	SPG	TOV/G	BPG	PF/G
Aces	3	5	6	*1	4	12	4	13	10	11	*1	11	9	6
Dream	11	12	11	4	11	2	6	7	5	7	3 T	13	3	11
Fever	6	2	2	8	2	5	11	8 T	9	*1	3 T	10	11	8
Liberty	7	10	3	11	9	*1	13	3 T	12 T	3 T	5	2	*1	9 T
Lynx	5	6	7	10	8	10	8	*1	2	3 T	6	3 T	2	9 T
Mercury	*1 T	3	4	2	3	8	*1 T	6	*1	6	8 T	6	7 T	2 T
Mystics	8	4	*1	6	*1	11	12	2	7	2	7	12	5 T	12
Sky	13	13	13	13	13	6	3	12	8	12	13	5	13	2 T
Sparks	9	8 T	8	12	6	13	5	5	3	10	10	7	7 T	5
Storm	*1 T	8 T	10	3	5	3	7	11	12 T	9	8 T	*1	12	7
Sun	10	7	9	5	7	7	9 T	3 T	6	3 T	11	8	10	13
Valkyries	4	*1	5	7	10	9	*1 T	8 T	4	8	12	3 T	4	4
Wings	12	11	12	9	12	4	9 T	10	11	13	2	9	5 T	*1

\* = WNBA leader | T = Tied for position





DATE

TRANSACTION

MAY

May 14, 2025 ..... Waived Lauren Jensen, Ashten Prechtel, Zaay Green, and Khadijiah Cave  
May 7, 2025..... Signed Lauren Jensen to a training camp contract  
May 4, 2025..... Waived Morgan Jones  
May 4, 2025..... Waived JoJo Lacey

APRIL

April 14, 2025..... Traded Karlie Samuelson to the Minnesota Lynx for a 2026 first round pick (their own)  
April 14, 2025..... Selected Sonia Citron with the 3<sup>rd</sup> overall pick  
April 14, 2025..... Selected Kiki Iriafen with the 4<sup>th</sup> overall pick  
April 14, 2025..... Selected Georgia Amoore with the 6<sup>th</sup> overall pick  
April 14, 2025..... Selected Lucy Olsen with the 23<sup>rd</sup> overall pick  
April 14, 2025..... Selected Zaay Green with the 32<sup>nd</sup> overall pick  
April 19, 2025..... Signed Ashten Prechtel to a training camp contract  
April 19, 2025..... Signed Khadijiah Cave to a training camp contract  
April 19, 2025..... Signed Morgan Jones to a training camp contract  
April 19, 2025..... Signed JoJo Lacey to a training camp contract



**#8 GEORGIA AMOORE**  
GUARD



**#0 SHAKIRA AUSTIN**  
CENTER



**#22 SONIA CITRON**  
GUARD



**#31 STEFANIE DOLSON**  
CENTER



**#24 AALIYAH EDWARDS**  
FORWARD



**#21 EMILY ENGSTLER**  
FORWARD



**#44 KIKI IRIAFEN**  
FORWARD




**#3 SIKA KONÉ**  
FORWARD



**#5 JADE MELBOURNE**  
GUARD



**#33 LUCY OLSEN**  
GUARD



**#1 SUG SUTTON**  
GUARD



**#20 BRITTNEY SYKES**  
GUARD

## COACHING STAFF



**SYDNEY JOHNSON**  
HEAD COACH



**EMRE VATANSEVER**  
ASSISTANT COACH



**JESSIE MILLER**  
ASSISTANT COACH



**BARB TURNER**  
ASSISTANT COACH



**CLINTON CROUCH**  
PLAYER DEVELOPMENT  
LEAD