



Washington Mystics vs. Atlanta Dream



Friday, May 16th, 2025 — CareFirst Arena — 7:30 pm EDT — Regular Season Game #1 — Home Game #1

LAST GAME'S STARTERS

PLAYER / 2024-25 REGULAR SEASON AVERAGES

#5	Jade Melbourne		G • 5-10 • 145 • Cranberra Capitals/Australia • 2nd Season				
GP/GS	PPG	RPG	APG	SPG	BPG	MPG	
37/0	5.4	1.5	1.6	0.6	0.1	14.2	
#20	Brittney Sykes		G • 5-9 • 154 • Syracuse/USA • 8th Season				
GP/GS	PPG	RPG	APG	SPG	BPG	MPG	
18/18	12.2	4.1	3.1	0.9	0.4	23.3	
#22	Sonia Citron		G • 6-1 • 100 • Notre Dame/USA • Rookie				
GP/GS	PPG	RPG	APG	SPG	BPG	MPG	
0/0	0	0	0	0	0	0	
#21	Emily Engstler		PF • 6-1 • 180 • Louisville/USA • 3rd Season				
GP/GS	PPG	RPG	APG	SPG	BPG	MPG	
32/3	6.2	4.0	1.5	0.6	0.8	14.5	
#31	Stefanie Dolson		C • 6-5 • 214 • Connecticut/USA • 11th Season				
GP/GS	PPG	RPG	APG	SPG	BPG	MPG	
39/39	9.5	4.9	2.6	0.5	0.5	26.0	

THE 2025 WASHINGTON MYSTICS MEDIA GUIDE IS AVAILABLE ONLINE AT HOOPSOMG.COM

2025-26 REGULAR SEASON MYSTICS RECORDS

	RECORD	HOME	ROAD	OT
OVERALL	--	--	--	--
WESTERN	--	--	--	--
EASTERN	--	--	--	--
	--	--	--	--
STREAKS OVERALL: LOST 0 WEST: -- EAST: -- : --				

UPCOMING GAMES

DATE	OPPONENT	TIME (ET)	TV
Sun, May. 18	at CON	1:00 pm	--
Wed, May. 21	at GSV	10:00 pm	--
Fri, May. 23	at LVA	10:00 pm	--
Sun, May. 25	at PHO	6:00 pm	--
Wed, May. 28	vs. IND	7:30 pm	--

BROADCAST INFORMATION

TV: ION (Meghan McPeak, Christy Winters Scott, Wes Hall)

GAME STATUS REPORT

Georgia Amoore - ACL Injury - OUT
Aaliyah Edwards - Low Back Contusion - OUT
Shakira Austin - Right Leg - OUT

UPCOMING MILESTONES

- Stefanie Dolson (2967) needs 33 more points to reach 3,000 points in her career.
- Stefanie Dolson (91) needs nine more three point makes to reach 100 three-pointers with the Mystics.
- Brittney Sykes (982) needs 18 more rebounds to reach 1000 career rebounds.

MYSTICS 2025 REGULAR SEASON SCHEDULE

DATE	OPPONENT	SCORE	RECORD
5/16	vs. Dream	7:30 pm	--
5/18	@ Sun	1:00 pm	--
5/21	@ Valkyries	10:00 pm	--
5/23	@ Aces	10:00 pm	--
5/25	@ Mercury	6:00 pm	--
5/28	vs. Fever	7:30 pm	--
5/30	vs. Liberty	7:30 pm	--
6/3	@ Fever	7:00 pm	--
6/5	vs. Liberty	7:30 pm	--
6/8	vs. Sun	3:00 pm	--
6/15	vs. Dream	2:00 pm	--
6/17	@ Sky	8:00 pm	--
6/20	@ Dream	7:30 pm	--
6/22	vs. Wings	3:00 pm	--
6/24	vs. Lynx	8:00 pm	--
6/26	@ Aces	10:00 pm	--
6/28	@ Wings	8:00 pm	--
7/3	@ Lynx	8:00 pm	--
7/8	vs. Sky	11:30 am	--
7/10	vs. Aces	7:30 pm	--
7/13	@ Storm	6:00 pm	--
7/15	@ Sparks	10:00 pm	--
7/22	vs. Sparks	7:30 pm	--
7/26	vs. Storm	7:30 pm	--
7/27	vs. Mercury	6:00 pm	--
7/29	vs. Sky	7:30 pm	--
7/31	vs. Valkyries	7:30 pm	--
8/3	@ Dream	3:00 pm	--
8/5	@ Sky	8:00 pm	--
8/8	@ Lynx	7:30 pm	--
8/10	@ Wings	4:00 pm	--
8/13	vs. Valkyries	7:30 pm	--
8/15	@ Fever	7:30 pm	--
8/17	vs. Sparks	3:00 pm	--
8/19	vs. Sun	7:30 pm	--
8/21	@ Sun	7:00 pm	--
8/23	vs. Aces	3:00 pm	--
8/24	vs. Storm	3:00 pm	--
8/28	@ Liberty	7:00 pm	--
8/30	@ Valkyries	8:30 pm	--
8/31	@ Sparks	8:00 pm	--
9/4	vs. Mercury	7:30 pm	--
9/7	vs. Fever	3:00 pm	--
9/9	@ Liberty	7:00 pm	--

QUICK HITS

- BRITTNEY SYKES**
- Averaged 12.2 points, 4.1 rebounds and 3.1 assists per game during the 2024 season.
 - Scored in double figures on 11 occasions...Third consecutive year that she has averaged double figure scoring
- STEF DOLSON**
- Averaged the most ppg since the 2018 season, most rpg since the 2019 season, and most apg since the 2018 season. Also made a career-best 1.8 3PM on a career-high 4.0 3PA per game
 - Saw action in 39 games (all starts) for Washington and averaged 9.5 pts, 4.9 reb, and 2.6 ast per game
- SONIA CITRON**
- Was selected with the third overall pick in the 2025 WNBA Draft
 - Only Notre Dame player with 1,700+ career points, 700+ career rebounds, and 300+ career assists
 - One of just three ACC players to rank in the conference's top 20 in both blocks (0.9; 16th) and steals (1.9; 12th) and earned First Team All-ACC honors and was named to the 2024-25 All-ACC Defensive Team
- JADE MELBOURNE**
- During the 2024 season, averaged career-highs in points (5.4), assists (1.6), rebounds (1.5), minutes (14.2), field goals (1.9), field goal attempts (4.5), and free-throw attempts (1.3) per game
- EMILY ENGSTLER**
- Shot .474 from three-point range during the 2024 season - ranked first in the WNBA

NO.	PLAYER	POS.	HT.	BIRTHDATE	PRIOR TO WNBA/HOME COUNTRY	WNBA EXP.
8	Georgia Amoore	G	5-6	04/03/2001	Kentucky/Australia	R
0	Shakira Austin	C	6-5	07/25/2000	Mississippi/USA	3
22	Sonia Citron	G	6-1	10/22/2003	Notre Dame/USA	R
31	Stefanie Dolson	C	6-5	01/08/1992	Connecticut/USA	11
24	Aaliyah Edwards	F	6-3	07/09/2002	Connecticut/Canada	1
21	Emily Engstler	F	6-1	05/01/2000	Louisville/USA	3
44	KiKi Iriafen	F	6-3	08/26/2003	Southern California/USA	R
3	Sika Koné	F	6-3	07/13/2002	SPAR Gran Canaria (Spain)/Mali	2
5	Jade Melbourne	G	5-10	08/18/2002	Cranberra Capitals/Australia	2
33	Lucy Olsen	G	5-10	05/26/2003	Iowa/USA	R
1	Sug Sutton	G	5-8	12/17/1998	Texas-Austin/USA	3
20	Brittney Sykes	G	5-9	02/07/1994	Syracuse/USA	8

STAFF

HEAD COACH.....Sydney Johnson (Princeton)

ASSISTANT COACHES.....Emre Vatansever (Marmara), Jessie Miller (Univ. of Illinois Chicago), Barb Turner (Connecticut)

PLAYER DEVELOPMENT LEAD.....Clinton Crouch (Saint Francis)

ASSISTANT ATHLETIC TRAINER.....Palak Ghetiya

PHYSIOTHERAPIST.....Derrick Larkins

HEAD OF ATHLETE REHABILITATION.....Kala Flagg

DIRECTOR, ATHLETE PHYSICAL HEALTH AND PERFORMANCE.....Ellie Somers

PRONUNCIATION GUIDE

Georgia Amoore (A-more); Sonia Citron (Sone-yuh Sih-tron); KiKi Iriafen (EER-ee-ah-FENN); Sika Koné (SEE-kuh KOH-nay); Jade Melbourne (Mel-Bin); Sug Sutton (shug (like "sugar"))

STAFF PRONUNCIATIONS:

Emre Vatansever (ehm-RAY vah-TAWN-sehv-er)

NUMERICAL ROSTER

0	Shakira Austin	1	Sug Sutton
3	Sika Koné	5	Jade Melbourne
8	Georgia Amoore	20	Brittney Sykes
21	Emily Engstler	22	Sonia Citron
24	Aaliyah Edwards	31	Stefanie Dolson
33	Lucy Olsen	44	KiKi Iriafen

2024-25 REGULAR SEASON	PPG	OPP. PPG	FG%	3FG%	FT%	RPG	APG	SPG	TO	BPG
Dream	77.0	79.8	.408	.308	.771	36.1	18.4	7.20	13.8	3.70
Mystics	79.3	82.3	.433	.366	.767	31.9	21.6	7.28	16.1	3.43



2024-25 REGULAR SEASON INDIVIDUAL BESTS			2024-25 REGULAR SEASON DREAM BESTS			2024-25 REGULAR SEASON TEAM		
Points	21	Ariel Atkins vs. ATL 5/29/24	Points	20	Tina Charles vs. ATL 9/15/24	Biggest Win	19	@ ATL 6/11/24
Rebounds	9	Shakira Austin vs. ATL 5/29/24	Rebounds	15	Tina Charles vs. ATL 5/29/24	Biggest Loss	6	vs. ATL 5/29/24
Assists	5	Ariel Atkins @ ATL 6/11/24, Julie Vanloo vs. ATL 5/29/24	Assists	5	Jordin Canada vs. ATL 9/15/24, Allisha Gray @ ATL 9/13/24, Allisha Gray @ ATL 6/11/24			

ALL-TIME SERIES FACTS (MYSTICS, REGULAR SEASON)		ALL-TIME SERIES FACTS (OPPONENT, REGULAR SEASON)	
MYSTICS		DREAM	
Largest Margin of Victory	30, June 18, 2016 (95-65)	Largest Margin of Victory	25, Sept. 9, 2012 (93-68)
Most Points	109, June 28, 2023	Most Points	106, July 11, 2018
Low Points	58, Aug. 18, 2013	Low Points	50, May 24, 2022

2025-26 REGULAR SEASON VS. DREAM			2024-25 REGULAR SEASON VS. DREAM			SERIES HISTORY VS. DREAM				
DATE	SITE	TIME/RESULT	DATE	SITE	RESULT		ALL-TIME	STREAKS	LAST WIN	LAST LOSS
5/16/25	Washington	7:30 pm	5/29/24	Washington	L, 67-73	Overall	33-28	Lost 1	9/13/24	9/15/24
6/15/25	Washington	2:00 pm	6/11/24	Atlanta	W, 87-68	Home	18-12	Lost 3	6/28/23	9/15/24
6/20/25	Atlanta	7:30 pm	9/13/24	Atlanta	W, 72-69	Road	13-16	Won 2	9/13/24	7/30/23
8/3/25	Atlanta	3:00 pm	9/15/24	Washington	L, 73-76 (OT)					

SERIES NOTES

- The Mystics and Dream split the 2024 season series, 2-2.
- Both the Mystics' matchup on 9/13 and 9/15 were decided by three points, with three of the team's last five meetings decided by five or fewer points.
- The Mystics made 17 threes in their meeting with the Dream on 6/11/24 which ranks as the most threes the Mystics have made against the Dream in a game in series history. The team also shot 54.8% from three, which ranks second all-time in series history.
- Washington's 109 points on 6/28/23 marked the most points the team has scored against the Dream in series history as well as tied for the third most points scored by the Mystics in a game in franchise history.

PREVIOUS MEETINGS

DREAM 76, MYSTICS 73 – SEPTEMBER 15, 2024 – ENTERTAINMENT AND SPORTS ARENA – WASHINGTON, DC – GAME #38 (13-25, 4-14 HOME)

TEAM	1	2	3	4	OT	FINAL	FG	FGA	FG%	3FG%	FT%	OR	DR	TR	A	PF	ST	TO	BS
ATL	21	18	15	16	6	76	26	66	.394	.167	.800	7	28	35	16	20	13	18	1
WAS	14	18	21	17	3	73	23	59	.390	.323	.810	4	22	26	14	21	6	20	3
TEAM	HIGH PTS			HIGH REB		HIGH AST			TEAM	HIGH PTS			HIGH REB		HIGH AST				
WAS	A. Atkins: 16			S. Dolson: 6		K. Samuelson/B. Sykes: 3			ATL	T. Charles: 20			T. Charles: 10		J. Canada: 5				

AP -- Tina Charles had 20 points and 10 rebounds, Naz Hillmon made the go-ahead shot in overtime and the Atlanta Dream defeated the Washington Mystics 76-73 in overtime on Sunday to stay alive in the WNBA playoff chase. Hillmon's 22-footer as the shot clock expired gave Atlanta a 74-73 lead with 1:35 remaining in overtime and Rhyne Howard hit two free throws with 59 seconds left for the game's final points. Emily Engstler's 3-pointer gave the Mystics the early lead in overtime, 73-70 with 4 1/2 minutes remaining, but they did not score again. Their final two shots were desperation 3-point airballs. The matchup was the first of three straight home games for the Mystics in the final week of the regular season but they face two playoff teams — New York on Tuesday and Indiana on Thursday — as they try to wrap up a playoff berth. Atlanta will host Chicago on Tuesday and finish at New York on Thursday. With Chicago's loss to Phoenix later Sunday, there is now a three-way tie for the eight spot between Washington, Atlanta and the Sky. All five Atlanta starters scored in double figures. In addition to Charles' game-high 20 points, Howard and Jordin Canada scored 14 each, Allisha Gray had 12 and Hillmon 10. Washington got just 35 points from its starting five, led by Ariel Atkins with 16 points. Off the bench, Shatori Walker-Kimbrough scored 13 and Sika Kone had 11. A deep 3-pointer by Gray gave the Dream a 50-38 lead in the third quarter but they went the final 4 1/2 minutes of the period without a field goal. Washington tied it at 52 in the final minute, climbing into a tie for the first time since 6-6 in the first quarter. Atlanta led 54-53 heading to the fourth. Engstler's 3-pointer gave 23-foot three point gave Washington a 70-68 lead with 1:30 left in the fourth, then Hillmon's 20-footer tied it 70 with 30 seconds left. Washington had won 7 of 10 coming in to climb into the eighth playoff spot, tied with Chicago (13-24) which played Phoenix later in the day. Atlanta had lost 8 of 10 but climbed into a tie with Washington, both teams with records of 13-25.

MYSTICS 72, DREAM 69 – SEPTEMBER 13, 2024 – GATEWAY CENTER ARENA @ COLLEGE PARK – ATLANTA, GA – GAME #37 (13-24, 9-11 AWAY)

TEAM	1	2	3	4	OT	FINAL	FG	FGA	FG%	3FG%	FT%	OR	DR	TR	A	PF	ST	TO	BS
WAS	14	20	18	20	-	72	26	60	.433	.381	.800	8	25	33	17	18	8	20	6
ATL	20	10	19	20	-	69	21	73	.288	.250	.880	17	24	41	14	19	12	16	3
TEAM	HIGH PTS			HIGH REB			HIGH AST			TEAM	HIGH PTS			HIGH REB			HIGH AST		
WAS	B. Sykes: 20			S. Dolson/S. Koné: 8			E. Engstler: 4			ATL	A. Gray: 17			N. Hillmon: 11			A. Gray: 5		

MYSTICS 2024 AVERAGES																						
PLAYER	GP-GS	MIN	MPG	FG-ATT	FG%	3FG-ATT	3FG%	FT-FTA	FT%	OFF	DEF	TOT/AVG	AST	APG	PF-D	STL	SPG	TO	BLK	BPG	PTS	AVG
Atkins	40-40	1,196	29.9	217-497	.437	79-221	.357	84-99	.848	36	99	135/3.4	124	3.1	112-141	59	1.48	92	17	0.43	597	14.9
Dolson	39-39	1,013	26.0	133-280	.475	72-155	.465	33-42	.786	33	160	193/4.9	102	2.6	114-50	21	0.54	68	18	0.46	371	9.5
Walker-Kimbrough	40-2	883	22.1	105-253	.415	35-106	.330	54-67	.806	13	56	69/1.7	75	1.9	40-68	42	1.05	54	18	0.45	299	7.5
Vanloo	40-34	926	23.2	106-306	.346	72-222	.324	10-15	.667	5	60	65/1.6	173	4.3	86-40	19	0.48	102	1	0.03	294	7.4
Edwards	34-17	741	21.8	103-210	.490	0-7	.000	52-80	.650	48	143	191/5.6	48	1.4	91-102	25	0.74	50	27	0.79	258	7.6
Samuelson	29-19	712	24.5	79-193	.409	49-123	.398	36-39	.923	15	59	74/2.6	62	2.1	48-65	27	0.93	25	1	0.03	243	8.4
Sykes	18-18	419	23.3	81-200	.405	16-59	.271	42-56	.750	11	62	73/4.1	55	3.1	26-61	16	0.89	40	7	0.39	220	12.2
Hines-Allen	27-10	516	19.1	86-176	.489	14-39	.359	29-35	.829	27	105	132/4.9	73	2.7	51-35	15	0.56	39	2	0.07	215	8.0
Melbourne	37-0	525	14.2	72-166	.434	20-56	.357	35-49	.714	13	42	55/1.5	59	1.6	54-58	24	0.65	62	5	0.14	199	5.4
Engstler	32-3	464	14.5	76-154	.494	27-57	.474	18-22	.818	44	84	128/4.0	47	1.5	49-27	19	0.59	22	24	0.75	197	6.2
Austin	12-11	238	19.8	52-121	.430	1-4	.250	36-54	.667	21	61	82/6.8	11	0.9	30-39	15	1.25	29	11	0.92	141	11.8
Koné	10-0	160	16.0	29-67	.433	4-7	.571	24-27	.889	7	36	43/4.3	11	1.1	20-24	4	0.40	9	2	0.20	86	8.6
Richards	20-7	198	9.9	20-50	.400	0-4	.000	6-14	.429	10	19	29/1.5	13	0.7	15-16	2	0.10	7	4	0.20	46	2.3
Sutton	7-0	51	7.4	2-7	.286	0-4	.000	0-0	.000	0	4	4/0.6	10	1.4	1-0	2	0.29	5	0	0.00	4	0.6
Brown-Turner	2-0	8	4.0	0-1	.000	0-0	.000	2-2	1.000	0	1	1/0.5	0	0.0	0-1	1	0.50	0	0	0.00	2	1.0
MYSTICS	40	8,042	201.1	1,161-2,681	.433	389-1,064	.366	461-601	.767	283	991	1,274/31.9	863	21.6	737-727	291	7.28	604	137	3.43	3,172	79.3
OPPONENTS	40	8,042	201.1	1,172-2,643	.443	311-933	.333	636-800	.795	326	1,088	1,414/35.4	803	20.1	727-737	332	8.30	600	135	3.38	3,291	82.3

SINGLE GAME HIGHS																				
PLAYER	MIN	FG	ATT	FG%	3FG	ATT	3FG%	FT	FTA	FT%	OFF	DEF	TOT	AST	PF	FD	STL	TO	BLK	PTS
Shakira Austin	25	7	15	.833	1	1 (4)	1.000	10	15	1.000 (2)	4	8 (2)	11	3	5	10	3 (4)	8	5	24
Myisha Hines-Allen	34	8 (2)	16	1.000	2 (3)	5	1.000 (5)	4	5 (2)	1.000 (10)	5	10	12	7	5	3 (4)	2 (3)	5	1 (2)	21
Ariel Atkins	41	13	25	.692	6	10 (2)	1.000	9	9	1.000 (18)	4	7	8	7 (2)	5 (3)	10	6	7	2 (2)	36
DiDi Richards	27	3 (2)	5 (2)	1.000	--	1 (4)	--	2 (2)	4 (2)	1.000	2 (2)	4	5	3	4	5	1 (2)	2	1 (4)	7
Brittney Sykes	32	12	20	.600	4	8	1.000	6	7	1.000 (4)	2 (2)	9	10	7 (3)	4	7	3	6	1 (7)	28
Aaliyah Edwards	36	10	12	1.000 (2)	--	1 (7)	--	5	8	1.000 (6)	4 (2)	13	14	4 (2)	6	7 (3)	3	6	4	23
Stefanie Dolson	34	8 (2)	13 (2)	1.000 (2)	6	7 (3)	1.000 (4)	3 (2)	5	1.000 (12)	3	9	10 (2)	8	6	4 (2)	2 (2)	4 (4)	2 (3)	23 (2)
Shatori Walker-Kimbrough	37	7	14	1.000	4	7 (2)	1.000 (2)	5 (3)	6	1.000 (14)	3	5	6	6	5	5	3 (2)	4 (2)	2 (4)	19
Julie Vanloo	33	6	13	.714	5 (3)	12	.750	2 (3)	4	1.000 (3)	1 (5)	7	7	9	5 (3)	5	3 (2)	6	1	17
Karlie Samuelson	33	6 (3)	12	1.000	5	9	1.000 (2)	5 (2)	5 (2)	1.000 (11)	3	6	6	5 (2)	6	5 (2)	3 (2)	4	1	19
Jade Melbourne	22	8	12	1.000 (3)	3	6	1.000 (2)	5	6	1.000 (9)	2	4 (2)	5	6	3 (8)	5 (3)	4	5	1 (5)	21
Emily Engstler	27	8	14	1.000	3 (4)	6	1.000 (3)	6	6	1.000 (5)	5	6 (2)	10	4 (2)	5	4	3 (2)	5	4	23
Jakia Brown-Turner	8	--	1	--	--	--	--	2	2	1.000	--	1	1	--	--	1	1	--	--	2
Sug Sutton	12	1 (2)	3	1.000 (2)	--	2	--	--	--	--	--	3	3	3	1 (2)	1	1 (3)	2	--	2 (2)
Sika Koné	24	7	12	.700	2	3	1.000 (2)	5	6	1.000 (6)	2	7	8	3	4	5 (2)	2	2 (2)	1 (2)	20
MYSTICS 225 (2)	36	78	.529	17	36	.571	19	23 (3)	1.000	13	33 (2)	50	28 (2)	27	25 (2)	13 (2)	24	7 (3)	97	
OPPONENTS 225 (2)	38	79	.617	16	35	.609	26	31	1.000 (3)	17	36	52 (2)	31	25 (2)	27	14 (2)	24	7 (3)	101	



RECAPPING A ROOKIE CAMPAIGN

- Edwards (7.6) recapped her rookie season by finishing top five in points per game among rookies in the WNBA. She also ranked fourth among rookies in rebounds per game (5.6).
- Edwards joined Reese, Cardoso, and Clark as the only rookies to rank top-five in points and rebounds.
- She is the first rookie since Austin (2022) to average at least 7.0 points and 5.0 rebounds per game. Edwards is also one of seven Mystics rookies in franchise history to average 7.0 points and 5.0 rebounds.

MOST POINTS PER GAME, 2024 (ROOKIES)

RANK	PLAYER	PPG
1	CAITLIN CLARK	19.2
2	ANGEL REESE	13.6
3	RICKEA JACKSON	13.4
4	KAMILLA CARDOSO	9.8
5	AALIYAH EDWARDS	7.6

MOST REBOUNDS PER GAME, 2024 (ROOKIES)

RANK	PLAYER	RPG
1	ANGEL REESE	13.1
2	KAMILLA CARDOSO	7.9
3	CAITLIN CLARK	5.7
4	AALIYAH EDWARDS	5.6
5	CAMERON BRINK	5.3

DOLSON'S RANGE

- Stephanie Dolson finished the 2024 season third in the WNBA in three-point percentage, shooting .465 from three on a career-high 4.0 attempts per game.
- Dolson made 3+ threes in 10 games this season, which marked the most such games in a single season in her career.

DOLSON, 3+ 3PM/GAME

SEASON	GAMES
2024	10
2017	2
Six Times	1

DOLSON, 3PT % LAST 5 SEASONS

SEASON	3P%
2024	.465
2023	.462
2022	.394
2021	.404
2020	.375

- Along with her elite three-point shooting, Dolson also averaged the most points per game of her career since the 2018 season.

MOST PPG IN A SEASON, DOLSON

RANK	SEASON (TEAM)	PPG
1	2017 (CHI)	14.5
2	2015 (WAS)	10.6
3	2018 (CHI)	9.7
4	2024 (WAS)	9.5
5	2019 (CHI)	9.3
	2016 (WAS)	9.3

BENCH IMPACT

- The Mystics finished the 2024 season first in the WNBA in bench points (27.4), the most bench points averaged by a team since 2021 (DAL; 29.7 ppg)
- The Washington Mystics' 27.4 bench points mark the most points off the bench since the 2019 season when they 30.5 points per game

MYSTICS BENCH STATS, 2024

CATEGORY	STAT	WNBA RANK
PPG	27.1	1st
RPG	11.7	1st
APG	7.4	1st
SPG	3.2	1st
BPG	1.4	2nd

MYSTICS BENCH PPG, 2020-2024

SEASON	STAT	WNBA RANK
2024	27.4	1st
2023	18.4	8th
2022	22.6	5th
2021	16.0	1st
2020	15.8	12th

ALL ABOUT THE 3

- Washington averaged 9.7 three-point makes per game, the second most in the association.
- The Mystics' 9.7 three-pointers mark the most three-point makes in a single season in franchise history and the most since 2019.
- Washington totaled 389 3PM during the 2024 season, the most in franchise history. The Mystics have totaled 300+ three-point makes three times in franchise history.
- Washington shot 36.6% from three-point range during the season, second in the WNBA. The Mystics three-point percentage during the season, marked their best three-point percentage since 2019 (36.6%).

MYSTICS 3PM P/G , 2024-2000

YEAR	3PM/G	WNBA RANK
2024	9.72	2nd
2023	7.75	5th
2022	7.61	6th
2021	9.00	2nd
2020	8.32	4th

TWO IN THE TOP 3

- The Mystics had two players finish in the top-three in three-point percentage during the 2024 season (Emily Engstler & Stef Dolson).
- This marks the first time that Washington has had two players finish the season top-five in three-point percentage and first in the WNBA since 2022 (Young [3rd] & Plum [4th] ; LVA).

2024 WNBA OFFICIAL LEADERS, 3-PT PERCENTAGE

RANK	PLAYER	3P%
1	EMILY ENGSTLER	.474
2	LEXIE HULL	.471
3	STEFANIE DOLSON	.465
4	SATOU SABALLY	.452
5	BRIDGET CARLETON	.444

LAST TEAMMATES TO FINISH TOP 3 IN 3-PT PERCENTAGE

YEAR	TEAM	PLAYERS	RANK
2024	WAS	ENGSTLER & DOLSON	1ST & 3RD
2015	IND	JANUARY & S. JOHNSON	1ST & 3RD





Team:

- The Mystics are set to play 44 regular season games for the first time in league history. The 44-game season is an increase from the WNBA's 40-game season the past two years.
- Washington will appear on national TV (ESPN3, CBSSN, ION, NBA TV) 17 times this season.
- Washington has 10 afternoon games this season, with seven of the 10 games having a 3:00 p.m. tip-time.
- The Mystics will play four games away from CareFirst Arena this season. Washington's annual Camp Day game will be played on Tuesday, July 8 at Eagle Bank Arena in Fairfax, VA. The Mystics will also play two games at CRF Bank Arena in Baltimore, MD on May 28 and Sept. 7.
- Washington has four rookies on their roster, the most since 2011 (four rookies).
- Washington holds four international players on their opening night roster (Australia, Mali/Spain, Canada), the second consecutive season the Mystics have held four or more players on their opening night roster.
 - This marks the fourth consecutive year (2022-25) Washington's opening night roster has held an international player.
- The Mystics' opening night roster has an average age of 24-348 which ranks as the youngest in the WNBA. This marks the youngest roster Washington has had on opening night since 2016 (24-183).
 - Washington's roster has totaled 947 regular season games, the fewest games in the league. Mystics Veteran Stefanie Dolson has totaled 333 of those. The second fewest regular season games player is Dallas (1,108).
- All but two of Washington's players have three or fewer years of experience. Veterans Stefanie Dolson (11 seasons) and Brittney Sykes (8 seasons) are the only players on the roster with four-plus years of service.
 - The Mystics 10 players with three or fewer years of service are the most in the league. The last team to have 10+ players with three or fewer years of service time and player 1+ game for them in a season was the 2023 Mercury (10).
 - Washington's average years of service is 2.75 which ranks fewest in the WNBA.
- The Mystics aim to average 20+ assists per game for the fourth time in franchise history, having previously accomplished the feat in 2024, 2022, and 2019. Washington averaged 21.6 assists per game in 2023.
- Washington attempted a franchise-record 26.6 three-pointers per game during the 2024 season. The team is looking to attempt at least 20 threes per game for the ninth consecutive season.
- The Mystics averaged 7.3 steals per game in 2024 and will look to record seven or more steals per game for the 20th time in franchise history — and for the fifth time since 2020.
- Washington is targeting a top-five finish in pace for the first time since the 2013 season, when they ranked fourth (93.29; 4th).
- The Mystics also look to finish top-three in bench points for the second consecutive season. In 2024, Washington led the WNBA in bench scoring, averaging 27.4 points per game.



Individual:

- Veteran center **Stefanie Dolson** looks to build on her three-point success from last season. Dolson shot 46.5% from beyond the arc in 2024, the third-highest percentage in the league, and the second consecutive season she has shot at least 40.0% from three-point territory.
 - Her 72 three-point makes in 2024 were the most by any center.
 - Dolson totaled at least 300 points, 150 rebounds, 100 assists, and 50 three-pointers last season, joining T. Catchings (2012) and J. Loyd (2024) as the only players to amass those benchmarks in the 10th or later season of their career.
 - At the age of 33, Dolson would become the oldest player in WNBA history to record those totals in a single season.
- Veteran guard **Brittney Sykes** aims to finish top five in steals per game. Sykes has averaged at least 1.5 steals per game in four seasons.
 - Since 2020, only A. Ogunbowale (DAL), B. Stewart (NYL), and A. Thomas (PHX) have also averaged 1.5+ steals per game in four seasons.
 - Sykes averaged 12.2 points per game during the 2024 season, marking her third consecutive season averaging double digits.
 - She looks to become the third Mystic to average at least 10.0 points and 3.0 assists in three or more seasons, joining Alana Beard (4) and Kristi Toliver (3).
- Center **Shakira Austin** is coming off a career-best season, posting career highs in points (11.8), steals (1.3), and both free throw attempts (4.5) and makes (3.0).
 - In 2025, she aims to average at least 12.0 points and 7.0 rebounds, which would make her the seventh Mystic in franchise history to reach those averages.
- Forward **Aaliyah Edwards** averaged 7.6 points and 5.6 rebounds per game on .490 shooting during her rookie campaign.
 - She aims to become just the third Mystic (joining Shakira Austin, 2022-2023 and Murriel Page, 1998-1999) to average at least 7.0 points and 5.0 rebounds while shooting at least 47.5% in each of her first two seasons.
 - Edwards also looks to finish among the top five rebounders in her sophomore class.
- Rookie Watch:
 - The Mystics aim to have a rookie average at least 8.0 points per game during the 2025 season. If accomplished, it would mark the 13th rookie in franchise history to do so, and the first since Shakira Austin (2022).
 - Only six rookies in Mystics history have averaged 10.0+ points per game, with the last coming in 2018 (A. Atkins).
- Washington is also targeting a rookie average 3.0 assists per game – which would be just the seventh time in team history that a rookie reached that assist mark (last: Natasha Cloud, 2015).
- For the second consecutive season, the Mystics look to have a rookie average 5.0 rebounds per game.
 - Since 2020, Washington has had two rookies achieve this feat. The Mystics would join Chicago and Indiana as the only teams since 2020 to have at least three rookies average 5.0 rebounds in their debut seasons.

MYSTIC BLOOM: THE YOUTH MOVEMENT

- The Mystics made key strides toward its future in the 2025 WNBA Draft, selecting three players in the first round – Sonia Citron (3rd overall), Kiki Iriafen (4th overall), and Georgia Amoore (6th overall) – the most first-round selections in franchise history.
- Washington currently has the youngest roster in the WNBA, with an average age of 25. (per Across The Timeline).
- All but two players on the roster, veterans Stefanie Dolson (11 seasons) and Brittney Sykes (8 seasons), have three or fewer years of WNBA experience.
- The Mystics have an average of 2.75 years of WNBA experience on their current roster and has a total of 947 regular season games played among their 12 roster players, marking the fewest total regular season games played by a team this season (Across the Timeline).

LAST 5 SEASONS WASHINGTON'S AVERAGE AGE & EXPERIENCE (OPENING NIGHT)

Year	Exp. (Service)	Age	No. Rookies on Roster
2025	2.8	24-348	4 (Citron, Iriafen)
2024	4.5	27-348	2 (Edwards, Van Loo)
2023	6.2	29-245	1 (Meng)
2022	4.7	28-139	3 (Austin, Benzan, Machida)
2021	5.5	28-255	0

WASHINGTON MYSTICS 2025 ROOKIES



Sonia Citron
3rd Overall



Kiki Iriafen
4th Overall



Georgia Amoore
6th Overall



Lucy Olsen
23rd Overall

MYSTICS IN MOTION

Several returning Mystics players stayed active during the 2024–25 offseason:

- Shakira Austin, Stefanie Dolson, Aaliyah Edwards, and Brittney Sykes participated in the inaugural season of Unrivaled. Sykes and Team Rose captured the Unrivaled championship, while Edwards reached the final of the 1v1 tournament against Napheesa Collier. Dolson represented Team Laces, and Austin suited up for Team Lunar Owls – both teams made the playoffs, with the Lunar Owls finishing first in the league with a 13–1 regular season record.
- Jade Melbourne played in the Australian WNBL with the UC Capitals during the offseason. She averaged 15.7 points (6th in WNBL), 6.8 assists (1st in WNBL), and 2.0 steals (3rd in WNBL). Melbourne recorded a triple-double on January 25 against the Southside Flyers and posted a career-high 40 points on February 15 versus Bendigo. She was named to the All-WNBL Second Team and earned WNBL Fan MVP honors.
- Emily Engstler spent the offseason playing in Israel for Hapoel Lev Jerusalem, where she averaged 19.6 points, 13.3 rebounds, 4.4 assists, 2.3 steals, and 2.0 blocks per game. She logged two 20/20 games: 22 points and 21 rebounds on February 17 vs. M. Ashdod, and 25 points and 22 rebounds on April 7 vs. the same team.
- Sug Sutton also played overseas, competing in Israel's Division A for E. Ramla and in Turkey's KBSL for Omanspor. With E. Ramla, she averaged 11.4 points and 6.4 assists over 13 games.

ONE TEAM. ONE DMV.

With 22 home games on the schedule, the Washington Mystics are expanding their footprint across the DMV. This includes two games at EagleBank Arena in Fairfax, Virginia, and two at CFG Bank Arena in Baltimore, Maryland.

All remaining home games will be held at CareFirst Arena in Southeast D.C.

Mystics games in Fairfax and Baltimore include:

WASHINGTON MYSTICS 2025 VENUE RELOCATIONS

Date	Opponent	Arena	City/Location
Wed. May 28	Indiana Fever	CFG Bank Arena	Baltimore, MD
Tue. July 8	Chicago Sky	EagleBank Arena	Fairfax, VA
Thu. July 10	Las Vegas Aces	EagleBank Arena	Fairfax, VA
Sun. Sept. 7	Indiana Fever	CFG Bank Arena	Baltimore, MD



A NEW ERA

On December 23, 2024, Monumental Basketball announced Jamila Wideman as the Washington Mystics’ new General Manager and Sydney Johnson as Head Coach.

Wideman joins the Mystics after six years at the NBA league office, where she most recently served as Senior Vice President of Player Development. A former player herself, Wideman was selected third overall in the 1997 WNBA Draft by the Los Angeles Sparks and is now one of just three active WNBA general managers or team presidents with WNBA playing experience, along with Morgan Tuck (Connecticut) and Raegan Pebley (Los Angeles).



Current WNBA General Managers/Presidents to Play in the WNBA

GM/President	Team	WNBA Career
Morgan Tuck	Connecticut	Connecticut Sun (2016–2020)
Raegan Pebley	Los Angeles	Utah Starzz (1997) Cleveland Rockers (1998)
Jamila Wideman	Washington	Los Angeles Sparks (1997-1998) Cleveland Rockers (1999) Portland Fire (2000)

After her playing career, Wideman earned a law degree from New York University and spent over a decade working in civil rights and criminal defense law, including time with the Equal Justice Initiative (EJI) in Montgomery, Alabama, and the Legal Aid Society in New York City.

Johnson becomes the 15th head coach in Mystics history, bringing 25 years of basketball experience. Most recently, he served as head coach of Team USA’s 3x3 Women’s AmeriCup team, which won silver at the 2024 FIBA 3x3 AmeriCup in Puerto Rico. He also spent the 2024 season as an assistant coach with the Chicago Sky. Prior to that, he led the Fairfield University men’s basketball program for eight years (2011–2019), earning four postseason appearances – the most in program history.

THE NEXT CHAPTER



On April 4, 2025, WNBA Champion and two-time Most Valuable Player Elena Delle Donne announced her retirement.

Throughout her storied career, Delle Donne, a seven-time All-Star, set numerous milestones. In 2019, she became the first WNBA player to join the exclusive 50-40-90 club, a feat that still stands today. While leading the Mystics to their championship season, she helped the team set several franchise and, at that time, WNBA records:

- Highest points per game average in franchise history (89.3)
- Highest free throw percentage in a season in WNBA history (87.5)
- Most assists per game (21.9) in WNBA history

She retired as the first player to earn MVP honors with two different franchises (Chicago Sky; 2015, Washington Mystics; 2019), with four All-WNBA First Team selections (2015, 2016, 2017, 2018) and was a member of Team USA that captured gold during the 2016 Olympics in Brazil.

Delle Donne will now serve as a special advisor to Monumental Basketball.



#8 Georgia Amoore

Guard • 5-6 • 3/4/01 • Kentucky/Australia

Rookie

SEASON	GP	GS	PPG	RPG	APG	SPG	BPG	MPG	FG%	3FG%	FT%		2025-26 HIGHS	CAREER HIGHS
** No Games Played 2024-25 Regular Season **												PTS	--	--
	POINTS			REB	AST	BLK	STL					FGM	--	--
	10+	20+	30+	10+	10+	3+	3+	DBL-DBL	TPL-DBL			FGA	--	--
Career	--	--	--	--	--	--	--	--	--	--	--	3FGM	--	--
RECENT GAMES												3FGA	--	--
OPPONENT	W/L	MIN	FG-A	3P-A	FT-A	OR	DR	TR	A	PF	ST	TO	BS	PTS
** No Games **												FTM	--	--
2024 SEASON HIGHLIGHTS:												FTA	--	--
• 2024-25 Jersey Mike's Naismith Trophy Women's College Player of the Year Semifinalist												OREB	--	--
• 2024-25 All SEC First Team (coaches), 2024-25 All SEC First Team (USA Today), 2024-25												DREB	--	--
Second Team All- American, 2023-24 Third Team All-American, Two-Time Finalist for												TREB	--	--
Lieberman Award												ASTS	--	--
• Third player in Division I women's history with 2,300+ career points and 800+ assists. The												STLS	--	--
first part of her college stint was spent at Virginia Tech, where she helped her team												BLKS	--	--
reach the 2023 Final Four												MINS	--	--
• 2023 ACC Women's Basketball Tournament MVP														
• Ranks first in career assists (656) at Virginia Tech														
• Became the first Virginia Tech Women's Basketball athlete to record a triple-double with														
a 24-point, 10-rebound, 11-assist effort vs. Nebraska on Dec. 1, 2022														



#0 Shakira Austin

Center • 6-5 • 25/7/00 • Mississippi/USA

3 Years Pro

SEASON	GP	GS	PPG	RPG	APG	SPG	BPG	MPG	FG%	3FG%	FT%		2025-26 HIGHS	CAREER HIGHS
2024-25	12	11	11.8	6.8	0.9	1.25	0.92	19.8	.430	.250	.667	PTS	--	24 vs. SEA 8/20/24
	POINTS			REB	AST	BLK	STL					FGM	--	10 at CON 5/21/23
	10+	20+	30+	10+	10+	3+	3+	DBL-DBL	TPL-DBL			FGA	--	15 vs. SEA 8/20/24
Career	--	--	--	2	--	1	--	--	--	--	--	3FGM	--	1 vs. NYL 5/14/24
												3FGA	--	15 times (@ SEA, 8/26/24)
												FTM	--	10 vs. SEA 8/20/24
												FTA	--	15 vs. SEA 8/20/24
												OREB	--	4 6 times (@ LAS, 5/21/24)
												DREB	--	10 2 times (@ CHI, 5/26/23)
												TREB	--	13 at MIN 6/10/22
												ASTS	--	3 4 times (vs. ATL, 5/29/24)
												STLS	--	3 7 times (vs. LAS, 8/23/24)
												BLKS	--	5 vs. NYL 5/14/24
												MINS	--	35 at MIN 5/8/22

RECENT GAMES														
OPPONENT	W/L	MIN	FG-A	3P-A	FT-A	OR	DR	TR	A	PF	ST	TO	BS	PTS
9/19 vs. IND	W	DND - Injury												
9/17 vs. NYL	L													
9/15 vs. ATL	L	DND - Injury												
9/13 at ATL	W	Inactive - Injury												
9/11 at CHI	W	DND - Injury												

2024 SEASON HIGHLIGHTS:

- Appeared in 12 games (11 starts) for Washington
- Averaged career bests in points (11.8), rebounds (6.8), steals (1.3), free-throw makes (3.0), and free-throw attempts (4.5)
- Scored in double-figures in nine of her 12 appearances and scored a season-best 24 points on Aug. 20 vs. Seattle
- Totaled seven or more rebounds in six games
- Grabbed 10+ rebounds on two occasions
- Attempted a career-best 15 free-throw attempts on Aug. 20
- Totaled one double-double on the season...Had a career-high five blocks on 5/14 vs. NYL...Missed 28 games due to injury
- During the 2024-25 offseason, played for the Lunar Owls in the inaugural season of Unrivaled (2025)...In 14 games, averaged 8.4 points and 4.1 rebounds in 9.2 minutes of action...Scored a season-high 17 points on Mar. 7 vs. Rose and totaled 10+ points in four games



#22 Sonia Citron

Guard • 6-1 • 22/10/03 • Notre Dame/USA

Rookie

SEASON	GP	GS	PPG	RPG	APG	SPG	BPG	MPG	FG%	3FG%	FT%		2025-26 HIGHS	CAREER HIGHS
** No Games Played 2024-25 Regular Season **														
	POINTS				REB	AST	BLK	STL						
	10+	20+	30+	10+	10+	3+	3+	DBL-DBL	TPL-DBL					
Career	1	--	--	--	--	--	--	--	--					
RECENT GAMES														
OPPONENT	W/L	MIN	FG-A	3P-A	FT-A	OR	DR	TR	A	PF	ST	TO	BS	PTS
** No Games **														

2024 SEASON HIGHLIGHTS:

- One of just three ACC players to rank in the conference's top 20 in both blocks (0.9; 16th) and steals (1.9; 12th).
- 2025 Cheryl Miller Award finalist, given to the best small forward in college basketball annually
- First Team All-ACC honors and was named to the 2024-25 All-ACC Defensive Team
- Set Notre Dame's single-season program record in free-throw percentage (91.2%) during her senior campaign (2024-25). Her 173 career three-pointers are the eighth-most in program history
- Led Notre Dame to the 2024 ACC Tournament Championship and made the NCAA Tournament all four years, reaching the Sweet 16 each season

	2025-26 HIGHS	CAREER HIGHS
PTS	--	--
FGM	--	--
FGA	--	--
3FGM	--	--
3FGA	--	--
FTM	--	--
FTA	--	--
OREB	--	--
DREB	--	--
TREB	--	--
ASTS	--	--
STLS	--	--
BLKS	--	--
MINS	--	--



#31 Stefanie Dolson

Center • 6-5 • 8/1/92 • Connecticut/USA

11 Years Pro

SEASON	GP	GS	PPG	RPG	APG	SPG	BPG	MPG	FG%	3FG%	FT%		2025-26 HIGHS	CAREER HIGHS
2024-25	39	39	9.5	4.9	2.6	0.54	0.46	26.0	.475	.465	.786			
	POINTS				REB	AST	BLK	STL						
	10+	20+	30+	10+	10+	3+	3+	DBL-DBL	TPL-DBL					
Career	4	--	--	--	--	1	--	--	--					
RECENT GAMES														
OPPONENT	W/L	MIN	FG-A	3P-A	FT-A	OR	DR	TR	A	PF	ST	TO	BS	PTS
9/19 vs. IND	W	21:51	1-6	0-4	0-0	2	4	6	1	3	0	2	0	2
9/17 vs. NYL	L	18:50	1-7	1-2	0-0	0	0	0	1	3	0	2	0	3
9/15 vs. ATL	L	32:03	0-7	0-4	2-2	1	5	6	1	5	0	2	0	2
9/13 at ATL	W	29:44	5-7	1-2	2-2	3	5	8	1	3	0	2	0	13
9/11 at CHI	W	17:07	2-3	1-2	1-2	0	2	2	3	3	1	0	1	6

2024 SEASON HIGHLIGHTS:

- Saw action in 39 games (all starts) for Washington
- Averaged 9.5 points, 4.9 rebounds, and 2.6 assists per game
- Averaged the most points per game since the 2018 season, most rebounds since the 2019 season, and most assists since the 2018 season
- Averaged a career-best 1.8 three-point makes on a career-high 4.0 three-point attempts per game
- Shot .465 from three-point range, her best three-point percentage since 2020
- Made 3+ 3PM in 10 games, the most in a single season in her career
- Finished the 2024 season third in 3P%
- Scored 10+ points in 16 games and 20+ points once
- Had 10+ rebounds in two games
- During the 2024-25 offseason, played for Laces in the inaugural season of Unrivaled where she posted averages of 8.5 points, 4.6 rebounds, and 1.2 assists in 13.0 minutes of action

	2025-26 HIGHS	CAREER HIGHS
PTS	--	23 2 times (vs. MIN, 8/17/24)
FGM	--	10 vs. LAS 7/22/18
FGA	--	16 vs. LAS 7/22/18
3FGM	--	6 vs. MIN 8/17/24
3FGA	--	7 4 times (vs. CON, 6/27/24)
FTM	--	7 at PHO 7/25/18
FTA	--	8 at PHO 7/25/18
OREB	--	5 vs. LVA 7/12/22
DREB	--	9 4 times (vs. DAL, 6/22/24)
TREB	--	12 vs. ATL 8/14/22
ASTS	--	8 vs. LAS 8/23/24
STLS	--	3 2 times (@ LAS, 8/11/19)
BLKS	--	5 vs. ATL 7/17/19
MINS	--	39 vs. NYL 7/1/18




#24 Aaliyah Edwards

Forward • 6-3 • 9/7/02 • Connecticut/Canada

1 Year Pro

SEASON	GP	GS	PPG	RPG	APG	SPG	BPG	MPG	FG%	3FG%	FT%		2025-26 HIGHS	CAREER HIGHS			
2024-25	34	17	7.6	5.6	1.4	0.74	0.79	21.8	.490	.000	.650	PTS	--	23 vs. CHI 6/6/24			
	POINTS				REB	AST	BLK	STL				FGM	--	10 vs. CHI 6/6/24			
	10+	20+	30+	10+	10+	3+	3+		DBL-DBL	TPL-DBL		FGA	--	12 vs. CHI 6/6/24			
Career	--	--	--	--	--	--	--	--	--	--	--	3FGM	--	--			
3FGA															--	17 times (@ CHI, 9/11/24)	
RECENT GAMES															FTM	--	5 vs. LVA 6/29/24
OPPONENT	W/L	MIN	FG-A	3P-A	FT-A	OR	DR	TR	A	PF	ST	TO	BS	PTS	FTA	--	8 vs. IND 6/7/24
9/19 vs. IND	W	DND - Injury													OREB	--	4 2 times (@ CHI, 9/11/24)
9/17 vs. NYL	L	Inactive - Injury													DREB	--	13 vs. CHI 6/6/24
9/15 vs. ATL	L	DND - Injury													TREB	--	14 vs. CHI 6/6/24
9/13 at ATL	W	10:32	0-3	0-0	0-0	1	2	3	1	0	1	1	0	0	ASTS	--	4 2 times (@ DAL, 9/3/24)
9/11 at CHI	W	23:19	7-10	0-1	1-2	4	6	10	2	3	1	4	3	15	STLS	--	3 at LAS 5/21/24
2024 SEASON HIGHLIGHTS:															BLKS	--	4 vs. CHI 6/6/24
• In 34 games (17 starts) averaged 7.6 points, 5.6 rebounds, 1.4 steals, 0.8 blocks per game															MINs	--	36 vs. CHI 6/6/24
• Shot .490 from the field																	
• Scored in 10+ points in nine games and recorded 10+ rebounds in four games																	
• Totaled three double-doubles on the season																	
• Finished the 2024 campaign ranked second in field goal percentage, fifth in points per game, seventh in steals, and third in blocks per game among rookies																	
• During the 2024-25 offseason, played for Team Mist in the inaugural season of Unrivaled																	

- 2024 SEASON HIGHLIGHTS:**
- In 34 games (17 starts) averaged 7.6 points, 5.6 rebounds, 1.4 steals, 0.8 blocks per game
 - Shot .490 from the field
 - Scored in 10+ points in nine games and recorded 10+ rebounds in four games
 - Totaled three double-doubles on the season
 - Finished the 2024 campaign ranked second in field goal percentage, fifth in points per game, seventh in steals, and third in blocks per game among rookies
 - During the 2024-25 offseason, played for Team Mist in the inaugural season of Unrivaled where she averaged 7.6 points, 5.3 rebounds, and 1.1 assists in 14 games...Made it to the finals in the 1v1 tournament, falling short to Napheesa Collier



#21 Emily Engstler

Forward • 6-1 • 1/5/00 • Louisville/USA

3 Years Pro

SEASON	GP	GS	PPG	RPG	APG	SPG	BPG	MPG	FG%	3FG%	FT%		2025-26 HIGHS	CAREER HIGHS			
2024-25	32	3	6.2	4.0	1.5	0.59	0.75	14.5	.494	.474	.818	PTS	--	23 vs. DAL 6/22/24			
	POINTS				REB	AST	BLK	STL				FGM	--	8 at DAL 9/3/24			
	10+		20+	30+	10+	10+	3+	3+	DBL-DBL	TPL-DBL		FGA	--	14 at DAL 9/3/24			
Career	2		--	--	--	--	--	1	--	--	--	3FGM	--	3 4 times (vs. IND, 9/19/24)			
RECENT GAMES													3FGA	--	6 at DAL 9/3/24		
OPPONENT	W/L	MIN	FG-A	3P-A	FT-A	OR	DR	TR	A	PF	ST	TO	BS	PTS	FTM	--	6 vs. DAL 6/22/24
9/19 vs. IND	W	27:02	6-9	3-4	2-2	1	4	5	4	4	1	0	1	17	FTA	--	6 vs. DAL 6/22/24
9/17 vs. NYL	L	25:38	3-7	1-2	0-0	2	6	8	2	1	0	1	4	7	OREB	--	7 2 times (vs. LAS, 5/27/22)
9/15 vs. ATL	L	26:30	3-6	2-4	0-0	2	2	4	1	3	0	5	1	8	DREB	--	7 2 times (vs. ATL, 5/17/22)
9/13 at ATL	W	23:07	0-5	0-3	0-0	1	4	5	4	5	0	1	2	0	TREB	--	13 at CHI 5/24/22
9/11 at CHI	W	18:05	3-7	1-3	0-0	2	3	5	3	1	1	0	2	7	ASTS	--	5 vs. CON 6/22/23
2024 SEASON HIGHLIGHTS:													STLS	--	3 3 times (@ PHO, 9/5/24)		
• Saw action in 32 games (three starts) for Washington													BLKS	--	4 2 times (vs. NYL, 9/17/24)		
• Averaged a career-best 6.2 points per game													MINs	--	35 at CHI 5/24/22		
• Averaged 4.0 rebounds and 1.5 assists per game																	
• Attempted a career-best 18 three-pointers per game																	
• Shot .494 from the field and .474 from three-point range																	
• Ranked first in the WNBA in three-point percentage																	
• Totaled 10+ points in eight games																	
• Grabbed five-plus rebounds in 10 games																	
• Totaled 11 rebounds off the bench, the fourth most among reserve players (min. 20																	

- 2024 SEASON HIGHLIGHTS:**
- Saw action in 32 games (three starts) for Washington
 - Averaged a career-best 6.2 points per game
 - Averaged 4.0 rebounds and 1.5 assists per game
 - Attempted a career-best 1.8 three-pointers per game
 - Shot .494 from the field and .474 from three-point range
 - Ranked first in the WNBA in three-point percentage
 - Totaled 10+ points in eight games
 - Grabbed five-plus rebounds in 10 games
 - Totaled 111 rebounds off the bench, the fourth most among reserve players (min. 20 games)



#44 Kiki Iriafen

Forward • 6-3 • 26/8/03 • Southern California/USA

Rookie

SEASON	GP	GS	PPG	RPG	APG	SPG	BPG	MPG	FG%	3FG%	FT%		2025-26 HIGHS	CAREER HIGHS	
** No Games Played 2024-25 Regular Season **													PTS	--	--
	POINTS				REB	AST	BLK	STL				FGM	--	--	
	10+	20+	30+	10+	10+	3+	3+	DBL-DBL	TPL-DBL		FGA	--	--		
Career	1	--	--	--	--	--	--	--	--		--	3FGM	--	--	
RECENT GAMES													3FGA	--	--
OPPONENT	W/L	MIN	FG-A	3P-A	FT-A	OR	DR	TR	A	PF	ST	TO	BS	PTS	
** No Games **													FTM	--	--
2024 SEASON HIGHLIGHTS:													FTA	--	--
• Was a unanimous selection to 2025 All-Big Ten First Team and an AP All-America Third Team pick													OREB	--	--
• Averaged 18 points per game, 8.4 rebounds per game and shot 49% from the floor to help USC win the Big Ten title and reach the Elite 8													DREB	--	--
• Totaled 12 double-doubles and ranked 15 th in the nation in offensive rebounds per game (4.1)													TREB	--	--
• Prior to USC, spent three seasons with Stanford, where she totaled 1,071 points and 601 rebounds in 104 games. Won the Katrina McClain Award and was named to the All-Pac-12 team for the 2023-24 season where she posted career-highs in points per game (19.4) and rebounds per game (11.0)													ASTS	--	--
													STLS	--	--
													BLKS	--	--
													MINS	--	--



#3 Sika Koné

Forward • 6-3 • 13/7/02 • SPAR Gran Canaria (Spain)/Mali

2 Years Pro

SEASON	GP	GS	PPG	RPG	APG	SPG	BPG	MPG	FG%	3FG%	FT%		2025-26 HIGHS	CAREER HIGHS
2024-25	27	0	4.0	2.0	0.4	0.22	0.07	8.0	.429	.571	.861	PTS	--	20 vs. IND 9/19/24
	POINTS				REB	AST	BLK	STL				FGM	--	7 vs. IND 9/19/24
	10+	20+	30+	10+	10+	3+	3+	DBL-DBL	TPL-DBL		FGA	--	12 at CHI 9/11/24	
Career	1	--	--	--	--	--	--	--	--		3FGM	--	2 2 times (@ PHO, 9/5/24)	
RECENT GAMES												3FGA	--	3 at PHO 9/5/24
OPPONENT	W/L	MIN	FG-A	3P-A	FT-A	OR	DR	TR	A	PF	ST	TO	BS	PTS
9/19 vs. IND	W	21:58	7-10	1-1	5-6	2	5	7	2	1	0	0	0	20
9/17 vs. NYL	L	23:54	2-5	0-0	4-4	0	5	5	1	3	1	2	0	8
9/15 vs. ATL	L	17:04	3-7	1-1	4-4	1	3	4	0	3	0	1	0	11
9/13 at ATL	W	16:36	4-8	0-0	1-1	1	7	8	0	2	0	2	1	9
9/11 at CHI	W	21:29	5-12	0-0	1-2	1	4	5	3	1	0	1	0	11
2024 SEASON HIGHLIGHTS:												FTM	--	5 vs. IND 9/19/24
• Appeared in 21 games off the bench for Minnesota and Washington												FTA	--	6 vs. IND 9/19/24
• Was acquired by Washington on August 20 from Minnesota												OREB	--	3 2 times (vs. SEA, 5/17/24)
• Averaged 4.0 points and 2.0 rebounds...With Washington, averaged 8.6 points, 4.3 rebounds, 1.1 assists in 16.0 minutes per game												DREB	--	7 2 times (@ ATL, 9/13/24)
• Shot .433 with Washington and .571 from three-point range												TREB	--	10 vs. MIN 9/8/23
• Scored in double figures in three games												ASTS	--	3 at CHI 9/11/24
• Totaled a career-best 20 points on 7-10 shooting on Aug. 19 vs. Indiana												STLS	--	2 vs. CON 8/31/24
												BLKS	--	1 3 times (@ ATL, 9/13/24)
												MINS	--	24 vs. NYL 9/17/24



#5 Jade Melbourne

Guard • 5-10 • 18/8/02 • Cranberra Capitals/Australia

2 Years Pro


SEASON	GP	GS	PPG	RPG	APG	SPG	BPG	MPG	FG%	3FG%	FT%		2025-26 HIGHS	CAREER HIGHS
2024-25	37	0	5.4	1.5	1.6	0.65	0.14	14.2	.434	.357	.714	PTS	--	21 at NYL 6/9/24
	POINTS				REB	AST	BLK	STL				FGM	--	8 at NYL 6/9/24
	10+	20+	30+	10+	10+	3+	3+	DBL-DBL	TPL-DBL			FGA	--	12 at NYL 6/9/24
Career	--	--	--	--	--	--	--	--	--	--	--	3FGM	--	3 at NYL 6/9/24
												3FGA	--	6 at NYL 6/9/24
												FTM	--	5 vs. DAL 6/22/24
												FTA	--	6 vs. DAL 6/22/24
												OREB	--	2 2 times (vs. CON, 8/31/24)
												DREB	--	4 5 times (vs. SEA, 8/20/24)
												TREB	--	5 2 times (vs. SEA, 8/20/24)
												ASTS	--	6 at LVA 7/4/24
												STLS	--	4 2 times (vs. IND, 9/19/24)
												BLKS	--	1 6 times (vs. ATL, 9/15/24)
												MINS	--	24 at ATL 7/12/23

RECENT GAMES

OPPONENT	W/L	MIN	FG-A	3P-A	FT-A	OR	DR	TR	A	PF	ST	TO	BS	PTS
9/19 vs. IND	W	19:46	4-8	1-3	0-0	1	1	2	2	1	4	1	0	9
9/17 vs. NYL	L	14:11	1-4	0-1	3-4	0	1	1	1	1	0	1	0	5
9/15 vs. ATL	L	15:21	2-5	1-2	1-2	0	1	1	2	1	1	2	1	6
9/13 at ATL	W	14:20	3-7	1-2	0-0	1	3	4	1	1	0	2	0	7
9/11 at CHI	W	17:46	3-4	1-2	1-2	0	1	1	3	0	1	0	0	8

2024 SEASON HIGHLIGHTS:

- Appeared in 37 games off the bench for the Mystics
- Averaged career-highs in points (5.4), assists (1.6), rebounds (1.5), minutes (14.2), field goals (1.9), field goal attempts (4.5), and free-throw attempts (1.3) per game
- Scored 10+ points in six games...Scored a career-best 21 points on 8-12 shooting on June 9 at NYL
- Led the Mystics bench in scoring in five games this season



#33 Lucy Olsen

Guard • 5-10 • 26/5/03 • Iowa/USA

Rookie

SEASON	GP	GS	PPG	RPG	APG	SPG	BPG	MPG	FG%	3FG%	FT%		2025-26 HIGHS	CAREER HIGHS	
** No Games Played 2024-25 Regular Season **													PTS	--	--
	POINTS				REB	AST	BLK	STL					FGM	--	--
	10+	20+	30+	10+	10+	3+	3+		DBL-DBL		TPL-DBL		FGA	--	--
Career	--	--	--	--	--	--	--	--	--	--	--		3FGM	--	--
													3FGA	--	--
RECENT GAMES													FTM	--	--
OPPONENT	W/L	MIN	FG-A	3P-A	FT-A	OR	DR	TR	A	PF	ST	TO	BS	PTS	
** No Games **													FTA	--	--
2024 SEASON HIGHLIGHTS:													OREB	--	--
• Transferred to Iowa for her senior season after three years at Villanova													DREB	--	--
• 2024 and 2025 honorable mention All-American, 2022 BIG EAST All-Rookie Team selection, twotime													TREB	--	--
All-BIG EAST selection, and 2025 All-Big Ten First-Team selection													ASTS	--	--
• Averaged 17.9 points, 3.6 rebounds, and 5.1 assists for the Hawkeyes during the 2024-25 season													STLS	--	--
• Became just the third Hawkeye since 2009 to record more than 10 or more assists in a game (joining Caitlin Clark, Sam Logic).													BLKS	--	--
• Finished her collegiate career with 2,077 points, 524 rebounds, and 548 assists													MINS	--	--
• Scored 20+ points in 42 career games and led Iowa with 12 such games in 2025															
• Joined Caitlin Clark as only the second Hawkeye since 2009 to record a 30+ point, 5+ rebound, 5+ assist game (32/6/7 at Nebraska on Feb. 10, 2025)															
• Recorded a 12-point, 12-assist double-double in the NCAA Tournament First Round against Murray State, becoming the third Hawkeye since 2009 to have a 10+ assist double-double in an NCAA Tournament game															



#1 Sug Sutton

Guard • 5-8 • 17/12/98 • Texas-Austin/USA

3 Years Pro

SEASON	GP	GS	PPG	RPG	APG	SPG	BPG	MPG	FG%	3FG%	FT%		2025-26 HIGHS	CAREER HIGHS
2024-25	29	0	2.3	1.0	2.1	0.55	0.03	13.1	.304	.244	.692	PTS	--	21 vs. LVA 6/21/23
	POINTS				REB	AST	BLK	STL				FGM	--	9 vs. LVA 6/21/23
	10+	20+	30+	10+	10+	3+	3+	DBL-DBL	TPL-DBL		FGA	--	18 vs. LVA 9/8/23	
Career	1	--	--	--	--	--	--	--	--		--	3FGM	--	4 at LVA 9/10/23
												3FGA	--	7 at LVA 9/10/23
RECENT GAMES												FTM	--	6 at DAL 6/9/23
OPPONENT	W/L	MIN	FG-A	3P-A	FT-A	OR	DR	TR	A	PF	ST	TO	BS	PTS
9/19 vs. IND	W	9:17	0-2	0-2	0-0	0	0	0	1	0	0	2	0	0
9/17 vs. NYL	L	9:52	0-2	0-1	0-0	0	1	1	2	0	1	0	0	0
9/15 vs. ATL	L													
9/13 at ATL	W													
9/11 at CHI	W	6:22	1-1	0-0	0-0	0	0	0	2	1	0	1	0	2
2024 SEASON HIGHLIGHTS:												FTA	--	6 2 times (@ ATL, 8/29/23)
• Appeared in 29 games off the bench for Phoenix and Washington												OREB	--	2 at CON 8/31/23
• Was acquired by Washington on August 20												DREB	--	10 vs. LVA 9/8/23
• Appeared in 22 games for the Mercury and In seven games for Washington, averaged 1.4 assists in 7.3 minutes per game												TREB	--	11 vs. LVA 9/8/23
• Scored in double figures twice												ASTS	--	11 vs. LVA 9/8/23
• Scored a season-high 12 points on May 21, 2024												STLS	--	3 2 times (vs. LAS, 6/2/24)
• Totaled three-plus assists in eight games												BLKS	--	1 4 times (@ LVA, 5/21/24)
												MINS	--	39 vs. LVA 9/8/23



#20 Brittney Sykes

Guard • 5-9 • 7/2/94 • Syracuse/USA

8 Years Pro

SEASON	GP	GS	PPG	RPG	APG	SPG	BPG	MPG	FG%	3FG%	FT%		2025-26 HIGHS	CAREER HIGHS
2024-25	18	18	12.2	4.1	3.1	0.89	0.39	23.3	.405	.271	.750	PTS	--	35 vs. DAL 8/14/22
	POINTS				REB	AST	BLK	STL				FGM	--	13 vs. DAL 8/14/22
	10+		20+	30+	10+	10+	3+	3+	DBL-DBL	TPL-DBL		FGA	--	24 vs. ATL 9/8/23
Career	6		--	--	--	--	--	--	--	--	--	3FGM	--	5 2 times (vs. ATL, 9/8/23)
RECENT GAMES														
OPPONENT	W/L	MIN	FG-A	3P-A	FT-A	OR	DR	TR	A	PF	ST	TO	BS	PTS
9/19 vs. IND	W	20:14	3-9	0-2	6-6	1	4	5	2	1	0	2	0	12
9/17 vs. NYL	L	19:34	2-6	0-2	4-5	1	4	5	0	1	1	3	0	8
9/15 vs. ATL	L	32:19	2-9	0-3	2-4	0	3	3	3	4	2	4	0	6
9/13 at ATL	W	25:40	7-13	3-3	3-4	0	3	3	2	0	2	6	1	20
9/11 at CHI	W	22:14	4-11	2-6	4-5	2	6	8	7	1	0	2	1	14

2024 SEASON HIGHLIGHTS:

- Saw action in 18 games (all starts) for Washington
- Averaged 12.2 points, 4.1 rebounds, 3.1 assists, and 0.9 steals per game
- Scored a season-high 28 points (12-20 FG) on Aug.23 vs. LA Sparks
- Scored in double figures on 11 occasions
- Scored 20+ points three times
- Third consecutive year that she has averaged double figure scoring
- Totaled one double-double on the seasons
- Dished five-plus assists in five games
- Was named to the 2024 FIBA 3x3 Women's AmeriCup Team that won a silver medal in San Juan, Puerto Rico
- During the 2024-25 offseason, played for Rose in the inaugural season of Unrivaled (2025)...Won a championship with the team, beating the Vinyl 62-54...Averaged 11.6 points, 3.9 rebounds, 1.8 assists in 12 games

TREB	--	11 at CHI 6/22/23
ASTS	--	10 vs. ATL 6/28/23
STLS	--	7 vs. NYL 6/20/21
BLKS	--	3 3 times (vs. CON, 8/22/23)
MINS	--	40 vs. ATL 8/17/21



2024 REGULAR SEASON MYSTICS INDIVIDUAL SINGLE-GAME HIGHS

Points	36	Ariel Atkins	vs. Aces	7/14
3-Pointers Made	6	Ariel Atkins	vs. Aces	7/14
		Stefanie Dolson	vs. Lynx	8/17
Steals	6	Ariel Atkins	at Sparks	5/21
Rebounds	14	Aaliyah Edwards	vs. Sky	6/6
Freethrows Made	10	Shakira Austin	vs. Storm	8/20
Defensive Rating	99.7	Shatori Walker-Kimbrough	at Lynx	8/15
Offensive Rating	99.7	Emily Engstler	vs. Liberty	9/17

2024 REGULAR SEASON OPPONENTS INDIVIDUAL SINGLE-GAME HIGHS

Points	30	Caitlin Clark	vs. Fever	6/7
		Napheesa Collier	vs. Lynx	8/17
3-Pointers Made	7	Caitlin Clark	vs. Fever	6/7
Steals	6	DeWanna Bonner	at Sun	5/17
Rebounds	18	Dearica Hamby	at Sparks	5/21
Freethrows Made	12	Jewell Loyd	vs. Storm	5/19
Defensive Rating	100.0	Kayla McBride	vs. Lynx	9/8
Offensive Rating	99.7	Alanna Smith	vs. Lynx	8/17



WASHINGTON MYSTICS			OPPONENTS	
Points	36	Ariel Atkins vs. LVA 07/14/2024	30	Napheesa Collier vs. MIN 08/17/2024
Points in a Quarter	16	Ariel Atkins (1st) vs. LVA 07/14/2024	30	Caitlin Clark vs. IND 06/07/2024
Points in a Half	21	Ariel Atkins (1st) vs. LVA 07/14/2024	16	Natasha Howard (1st) vs. DAL 06/23/2024
Field Goals	13	Ariel Atkins vs. LVA 07/14/2024	22	Caitlin Clark (2nd) at IND 07/10/2024
Field Goal Attempts	25	Ariel Atkins vs. LVA 07/14/2024	13	Napheesa Collier vs. MIN 08/17/2024
Field Goal Percentage	1.000	Stefanie Dolson (8-8) vs. MIN 08/17/2024	22	DeWanna Bonner vs. CON 06/27/2024
3-PT Field Goal	1.000	Myisha Hines-Allen (8-8) vs. CON 06/27/2024	1.000	Mercedes Russell (3-3) at SEA 05/25/2024
3-PT FG Attempts	6	Stefanie Dolson vs. MIN 08/17/2024	1.000	Olivia Nelson-Ododa (3-3) at CON 05/17/2024
3-PT FG Percentage	6	Ariel Atkins vs. LVA 07/14/2024	7	Caitlin Clark vs. IND 06/07/2024
Free Throws	12	Julie Vanloo vs. PHO 07/16/2024	13	Caitlin Clark vs. IND 06/07/2024
Free Throw Attempts	1.000	Stefanie Dolson (6-6) vs. MIN 08/17/2024	1.000	Chelsea Gray (3-3) vs. LVA 06/29/2024
Free Throw Percentage	10	Shakira Austin vs. SEA 08/20/2024	12	Jewell Loyd vs. SEA 05/19/2024
Offensive Rebounds	15	Shakira Austin vs. SEA 08/20/2024	14	Jewell Loyd vs. SEA 05/19/2024
Defensive Rebounds	1.000	Ariel Atkins (9-9) vs. CHI 06/14/2024	1.000	Napheesa Collier (9-9) vs. MIN 09/08/2024
Total Rebounds	5	Emily Engstler at DAL 09/03/2024	6	Allisha Gray at ATL 09/13/2024
Assists	5	Myisha Hines-Allen at IND 07/10/2024	6	Teaira McCowan at DAL 09/03/2024
Steals	6	Aaliyah Edwards vs. CHI 06/06/2024	6	Angel Reese vs. CHI 06/06/2024
Blocks	13	Aaliyah Edwards vs. CHI 06/06/2024	16	Dearica Hamby at LAS 05/21/2024
Minutes	14	Aaliyah Edwards vs. CHI 06/06/2024	18	Dearica Hamby at LAS 05/21/2024
Points in Paint	9	Julie Vanloo at LAS 05/21/2024	13	Caitlin Clark at IND 07/10/2024
Second Chance Points	6	Ariel Atkins at LAS 05/21/2024	6	DeWanna Bonner at CON 05/17/2024
Fast Break Points	5	Shakira Austin vs. NYL 05/14/2024	4	Cameron Brink at LAS 05/21/2024
	40:55	Ariel Atkins vs. ATL 09/15/2024	44:22	Rhyné Howard vs. ATL 09/15/2024
	18	Aaliyah Edwards vs. CHI 06/06/2024	18	A'ja Wilson vs. LVA 07/14/2024
	6	Aaliyah Edwards at IND 07/10/2024	18	Chennedy Carter vs. CHI 06/06/2024
	6	Julie Vanloo at IND 06/19/2024	9	Jonquel Jones at NYL 06/09/2024
	6	Karlise Samuelson at SEA 05/25/2024		
	9	Shatori Walker-Kimbrough at LVA 07/04/2024	9	Caitlin Clark at IND 07/10/2024

MYSTICS HIGHS	MYSTICS LOWS	CATEGORY	OPPONENTS HIGHS	OPPONENTS LOWS
97 vs. DAL 06/22/2024	59 at CON 06/04/2024	Points	101 at SEA 05/25/2024	58 at CHI 09/11/2024
32 vs. CON 06/27/2024	14 (4) vs. ATL 09/15/2024	Points/1st Qtr.	32 (2) vs. DAL 06/23/2024	10 vs. CHI 06/14/2024
31 vs. DAL 06/22/2024	12 (2) vs. LVA 07/14/2024	Points/2nd Qtr.	27 vs. PHO 07/16/2024	8 at LAS 05/21/2024
52 (2) vs. IND 09/19/2024	30 vs. SEA 08/20/2024	Points/1st Half	51 vs. DAL 06/23/2024	29 at CHI 09/11/2024
30 (2) vs. IND 09/19/2024	10 (3) at CHI 08/28/2024	Points/3rd Qtr.	35 at LVA 07/04/2024	12 at SEA 08/26/2024
30 at LAS 07/02/2024	8 vs. LVA 06/29/2024	Points/4th Qtr.	32 at CON 05/17/2024	10 at CHI 09/11/2024
49 at ATL 06/11/2024	25 vs. LVA 06/29/2024	Points/2nd Half	54 vs. MIN 08/17/2024	29 (2) at CHI 09/11/2024
36 at PHO 09/05/2024	20 at CON 06/04/2024	Field Goals	38 at LVA 07/04/2024	21 at ATL 09/13/2024
78 vs. NYL 05/14/2024	58 at CON 05/17/2024	Field Goal Attempts	79 vs. CHI 06/06/2024	55 at LAS 05/21/2024
.529 at PHO 09/05/2024	.313 at CON 06/04/2024	Field Goal Percentage	.617 at SEA 05/25/2024	.288 at ATL 09/13/2024
17 at ATL 06/11/2024	4 vs. CHI 06/06/2024	3-PT Field Goal	16 vs. IND 06/07/2024	1 (2) at CHI 09/11/2024
36 at PHO 05/23/2024	17 vs. CHI 06/06/2024	3-PT FG Attempts	35 vs. IND 06/07/2024	8 at CHI 09/11/2024
.571 vs. LVA 07/14/2024	.207 at CON 06/04/2024	3-PT FG Percentage	.609 vs. CON 08/31/2024	.071 vs. CHI 06/06/2024
19 vs. CHI 06/14/2024	2 vs. MIN 09/08/2024	Free Throws	26 vs. SEA 08/20/2024	7 at CHI 09/11/2024
23 (3) vs. MIN 08/17/2024	3 vs. MIN 09/08/2024	Free Throw Attempts	31 at NYL 05/31/2024	11 (3) at CHI 09/11/2024
1.000 vs. ATL 05/29/2024	.538 vs. LVA 07/14/2024	Free Throw Percentage	1.000 (3) vs. MIN 09/08/2024	.593 at CON 06/04/2024
13 at CON 06/04/2024	3 (3) vs. NYL 09/17/2024	Offensive Rebounds	17 at ATL 09/13/2024	2 at IND 07/10/2024
33 (2) at SEA 08/26/2024	15 at SEA 05/25/2024	Defensive Rebounds	36 at MIN 08/15/2024	21 (3) at CHI 09/11/2024
42 at SEA 08/26/2024	22 at NYL 06/09/2024	Total Rebounds	45 vs. NYL 09/17/2024	29 (3) vs. CON 08/31/2024
28 (2) at CHI 09/11/2024	13 (2) at CON 06/04/2024	Assists	31 at LVA 07/04/2024	10 vs. SEA 05/19/2024
13 (2) vs. LAS 08/23/2024	3 (2) vs. CON 06/27/2024	Steals	14 (2) vs. CHI 06/06/2024	2 at CHI 08/28/2024
16 (40) vs. CHI 06/14/2024	16 (40) vs. CHI 06/14/2024	Team Fouls	14 (40) vs. ATL 09/15/2024	14 (40) vs. ATL 09/15/2024
27 at NYL 05/31/2024	9 at LVA 07/04/2024	Personal Fouls	25 (2) vs. NYL 09/17/2024	11 (2) vs. MIN 09/08/2024
24 vs. CHI 06/06/2024	9 at DAL 09/03/2024	Turnovers	24 at LAS 05/21/2024	8 at ATL 06/11/2024
7 (3) at CHI 09/11/2024	0 (2) vs. DAL 06/22/2024	Blocks	7 (3) at DAL 09/03/2024	0 vs. IND 09/19/2024
40 (2) vs. LAS 08/23/2024	18 vs. NYL 09/17/2024	Points in Paint	50 vs. NYL 09/17/2024	20 vs. ATL 05/29/2024
16 (2) vs. SEA 08/20/2024	1 vs. NYL 05/14/2024	Second Chance Points	21 vs. SEA 05/19/2024	3 at CON 06/04/2024
17 at SEA 08/26/2024	2 (5) vs. SEA 08/20/2024	Fast Break Points	26 at IND 07/10/2024	2 (3) at CHI 09/11/2024
31 at CHI 09/11/2024	0 at IND 06/19/2024	Biggest Lead	32 (2) at LVA 07/04/2024	0 (2) at CHI 09/11/2024
51 vs. DAL 06/22/2024	7 vs. SEA 08/20/2024	Bench Points	53 vs. IND 09/19/2024	4 at NYL 05/31/2024
26 (2) at LAS 05/21/2024	6 at ATL 06/11/2024	Points Off Turnovers	32 vs. CON 06/27/2024	6 at PHO 09/05/2024



BY MYSTICS	AN INDIVIDUAL...	BY OPPONENT
36 PTS, Ariel Atkins: (WAS L, 77-89) vs. Las Vegas, 07/14/24	Scored 30+ points	30 PTS, Napheesa Collier: (WAS L, 83-99) vs. Minnesota, 08/17/24
* Never Has Happened *	Scored 40+ points	40 PTS, A'ja Wilson: (WAS L, 89-113) @ Las Vegas, 08/11/23
15 REB, Elizabeth Williams: (WAS W, 87-75) @ Indiana, 05/31/22	Had 15+ Rebounds	17 REB, A'ja Wilson: (WAS L, 77-89) vs. Las Vegas, 07/14/24
20 REB, Krystal Thomas: (WAS L, 74-76) @ Las Vegas, 08/04/17	Had 20+ Rebounds	22 REB, Jonquel Jones: (WAS L, 76-86) vs. Connecticut, 08/29/17
* Never Has Happened *	Had 10+ Offensive Rebounds	10 OREB, Sylvia Fowles: (WAS L, 85-89) @ Chicago, 07/10/13
15 AST, Natasha Cloud: (WAS L, 75-80) vs. Atlanta, 09/08/23	Had 15+ assists	15 AST, Courtney Vandersloot: (WAS W, 89-85 (OT)) @ Chicago, 07/10/21
5 BLK, Shakira Austin: (WAS L, 80-85) vs. New York, 05/14/24	Had 5+ Blocks	5 BLK, Azurá Stevens: (WAS L, 83-93) @ Chicago, 08/05/22
6 STL, Ariel Atkins: (WAS L, 68-70) @ Los Angeles, 05/21/24	Had 5+ Steals	5 STL, Caitlin Clark: (WAS W, 89-84) @ Indiana, 07/10/24
12 FGM, Brittney Sykes: (WAS W, 80-74) vs. Los Angeles, 08/23/24	Made 10+ Field Goals	13 FGM, Napheesa Collier: (WAS L, 83-99) vs. Minnesota, 08/17/24
* Never Has Happened *	Made 15+ Field Goals	17 FGM, A'ja Wilson: (WAS L, 89-113) @ Las Vegas, 08/11/23
* Never Has Happened *	Made 20+ Field Goals	* Never Has Happened *
7 3FGM, Kristi Toliver: (WAS W, 100-96) vs. Atlanta, 07/19/17	Made 7+ 3-Pointers	7 3FGM, Caitlin Clark: (WAS L, 83-85) vs. Indiana, 06/07/24
10 3FGM, Ariel Atkins: (WAS L, 73-76 (OT)) vs. Atlanta, 09/15/24	10+ 3-Pointer Attempts	10 3FGM, Arike Ogunbowale: (WAS W, 92-84) vs. Dallas, 06/23/24
16 FTM, Monique Currie: (WAS W, 82-77) vs. Dallas, 07/25/14	Made 15+ Free Throws	15 FTM, Katie Douglas: (WAS L, 81-85) @ Indiana, 07/28/09
5 TO, Emily Engstler: (WAS L, 73-76 (OT)) vs. Atlanta, 09/15/24	5+ Turnovers	5 TO, Rhyne Howard: (WAS L, 73-76 (OT)) vs. Atlanta, 09/15/24
10 FD, Shakira Austin: (WAS L, 77-83) vs. Seattle, 08/20/24	10+ Fouls Drawn	10 FD, Jewell Loyd: (WAS L, 77-83) vs. Seattle, 08/20/24
10 FGM/10 FGM, Ariel Atkins/Theresa Plaisance: (WAS W, 96-93) vs. Atlanta, 06/17/21	Two Players with 10+ Field Goals Made	12 FGM/10 FGM, Jonquel Jones/Brionna Jones: (WAS L, 75-85) vs. Connecticut, 08/31/21
5 3FGM/5 3FGM, Leilani Mitchell/Tina Charles: (WAS W, 87-83) @ Seattle, 06/22/21	Two Players with 5+ 3-Pointers Made	5 3FGM/5 3FGM, Riquna Williams/Nneka Ogumike: (WAS L, 81-98) @ Los Angeles, 07/07/19
* Never Has Happened *	Had a triple-double	14 PTS, 11 REB, 10 AST, Satou Sabally: (WAS L, 62-90) @ Dallas, 07/28/23



22 PTS, 24 REB, Chamique Holdsclaw: (WAS W, 74-70) @ Charlotte, 05/23/03	Had a 20/20 game	* Never Has Happened *
3rd period, Karlie Samuelson: (WAS L, 71-87) vs. New York, 09/17/24	Had a four-point play	1st period, Diana Taurasi: (WAS L, 72-91) @ Phoenix, 08/08/23
A TEAM...		
* Never Has Happened *	Shot .600+ from the field	.617 (37-60), (WAS L, 69-101) @ Seattle, 05/25/24
31 PTS, (WAS W, 89-58) @ Chicago, 09/11/24	Won by 20+ points	21 PTS, (WAS L, 77-98) @ Las Vegas, 07/04/24
31 PTS, (WAS W, 89-58) @ Chicago, 09/11/24	Won by 30+ points	32 PTS, (WAS L, 69-101) @ Seattle, 05/25/24
43 PTS, (WAS W, 102-59) vs. Connecticut, 06/29/19	Won by 40+ points	* Never Has Happened *
* Never Has Happened *	Won by 50+ points	* Never Has Happened *
71 REB, (WAS W, 85-80) vs. Phoenix, 08/06/17	Had 60+ rebounds	65 REB, (WAS L, 72-89) @ Dallas, 07/02/23
* Never Has Happened *	Had 35+ assists	* Never Has Happened *
30 AST, (WAS W, 101-72) vs. New York, 08/25/19	Had 30+ assists	31 AST, (WAS L, 77-98) @ Las Vegas, 07/04/24
* Never Has Happened *	Made 50+ field goals	* Never Has Happened *
* Never Has Happened *	Made 35+ free throws	* Never Has Happened *
1st OT, (WAS W, 89-85 (OT)) @ Chicago, 07/10/21	Overtime Win	1st OT, (WAS L, 73-76 (OT)) vs. Atlanta, 09/15/24
* Never Has Happened *	Double-Overtime Win	* Never Has Happened *
THE MYSTICS (SINGLE-SEASON)...		
8/25/2019 — 9/19/2019 (8)	Won 5 straight	--
* Never Has Happened *	Won 10 straight	--
6/16/2023 — 7/11/2023 (5)	Won 5 straight at home	--
7/21/2019 — 9/19/2019 (12)	Won 10 straight at home	--
* Never Has Happened *	Won 15 straight at home	--
8/26/2024 — 9/13/2024 (6)	Won 5 straight on road	--
* Never Has Happened *	Won 10 straight on road	--
* Never Has Happened *	Won 15 straight on road	--
7/14/2024 — 8/20/2024 (5)	Lost 5 straight	--
5/4/2024 — 6/9/2024 (14)	Lost 10 straight	--
6/27/2024 — 8/20/2024 (6)	Lost 5 straight at home	--
5/4/2024 — 6/9/2024 (8)	Lost 5 straight on road	--

2024 STARTING LINEUPS



DATE	OPPONENT	FORWARD	FORWARD	CENTER	GUARD	GUARD	SCORE	W/L
May 14, 2024	vs. New York	#44 Karlie Samuelson	#0 Shakira Austin	#31 Stefanie Dolson	#20 Brittney Sykes	#7 Ariel Atkins	85-80	L
May 17, 2024	@ Connecticut	#44 Karlie Samuelson	#0 Shakira Austin	#31 Stefanie Dolson	#20 Brittney Sykes	#7 Ariel Atkins	84-77	L
May 19, 2024	vs. Seattle	#44 Karlie Samuelson	#24 Aaliyah Edwards	#31 Stefanie Dolson	#35 Julie Vanloo	#7 Ariel Atkins	84-75	L
May 21, 2024	@ Los Angeles	#44 Karlie Samuelson	#0 Shakira Austin	#31 Stefanie Dolson	#35 Julie Vanloo	#7 Ariel Atkins	70-68	L
May 23, 2024	@ Phoenix	#44 Karlie Samuelson	#0 Shakira Austin	#31 Stefanie Dolson	#35 Julie Vanloo	#7 Ariel Atkins	83-80	L
May 25, 2024	@ Seattle	#44 Karlie Samuelson	#24 Aaliyah Edwards	#31 Stefanie Dolson	#7 Ariel Atkins	#35 Julie Vanloo	101-69	L
May 29, 2024	vs. Atlanta	#44 Karlie Samuelson	#0 Shakira Austin	#31 Stefanie Dolson	#35 Julie Vanloo	#7 Ariel Atkins	73-67	L
May 31, 2024	@ New York	#44 Karlie Samuelson	#0 Shakira Austin	#31 Stefanie Dolson	#7 Ariel Atkins	#35 Julie Vanloo	90-79	L
Jun 4, 2024	@ Connecticut	#44 Karlie Samuelson	#24 Aaliyah Edwards	#31 Stefanie Dolson	#35 Julie Vanloo	#7 Ariel Atkins	76-59	L
Jun 6, 2024	vs. Chicago	#44 Karlie Samuelson	#24 Aaliyah Edwards	#31 Stefanie Dolson	#35 Julie Vanloo	#7 Ariel Atkins	79-71	L
Jun 7, 2024	vs. Indiana	#44 Karlie Samuelson	#24 Aaliyah Edwards	#31 Stefanie Dolson	#35 Julie Vanloo	#7 Ariel Atkins	85-83	L
Jun 9, 2024	@ New York	#44 Karlie Samuelson	#24 Aaliyah Edwards	#31 Stefanie Dolson	#7 Ariel Atkins	#35 Julie Vanloo	93-88	L
Jun 11, 2024	@ Atlanta	#44 Karlie Samuelson	#24 Aaliyah Edwards	#31 Stefanie Dolson	#20 Brittney Sykes	#7 Ariel Atkins	87-68	W
Jun 14, 2024	vs. Chicago	#44 Karlie Samuelson	#24 Aaliyah Edwards	#31 Stefanie Dolson	#35 Julie Vanloo	#7 Ariel Atkins	83-81	W
Jun 19, 2024	@ Indiana	#44 Karlie Samuelson	#24 Aaliyah Edwards	#31 Stefanie Dolson	#35 Julie Vanloo	#7 Ariel Atkins	88-81	L
Jun 22, 2024	vs. Dallas	#44 Karlie Samuelson	#2 Myisha Hines-Allen	#31 Stefanie Dolson	#35 Julie Vanloo	#7 Ariel Atkins	97-69	W
Jun 23, 2024	vs. Dallas	#44 Karlie Samuelson	#2 Myisha Hines-Allen	#31 Stefanie Dolson	#35 Julie Vanloo	#7 Ariel Atkins	92-84	W
Jun 27, 2024	vs. Connecticut	#12 DiDi Richards	#2 Myisha Hines-Allen	#31 Stefanie Dolson	#35 Julie Vanloo	#7 Ariel Atkins	94-91	L
Jun 29, 2024	vs. Las Vegas	#12 DiDi Richards	#2 Myisha Hines-Allen	#31 Stefanie Dolson	#35 Julie Vanloo	#7 Ariel Atkins	88-77	L
Jul 2, 2024	@ Los Angeles	#12 DiDi Richards	#2 Myisha Hines-Allen	#31 Stefanie Dolson	#35 Julie Vanloo	#7 Ariel Atkins	82-80	W
Jul 4, 2024	@ Las Vegas	#12 DiDi Richards	#2 Myisha Hines-Allen	#24 Aaliyah Edwards	#35 Julie Vanloo	#7 Ariel Atkins	98-77	L
Jul 6, 2024	@ Minnesota	#12 DiDi Richards	#2 Myisha Hines-Allen	#31 Stefanie Dolson	#35 Julie Vanloo	#7 Ariel Atkins	74-67	L
Jul 10, 2024	@ Indiana	#12 DiDi Richards	#2 Myisha Hines-Allen	#31 Stefanie Dolson	#35 Julie Vanloo	#7 Ariel Atkins	89-84	W
Jul 14, 2024	vs. Las Vegas	#12 DiDi Richards	#2 Myisha Hines-Allen	#31 Stefanie Dolson	#35 Julie Vanloo	#7 Ariel Atkins	89-77	L
Jul 16, 2024	vs. Phoenix	#32 Shatori Walker-Kimbrough	#2 Myisha Hines-Allen	#31 Stefanie Dolson	#35 Julie Vanloo	#7 Ariel Atkins	96-87	L
Aug 15, 2024	@ Minnesota	#44 Karlie Samuelson	#0 Shakira Austin	#31 Stefanie Dolson	#20 Brittney Sykes	#7 Ariel Atkins	79-68	L
Aug 17, 2024	vs. Minnesota	#44 Karlie Samuelson	#0 Shakira Austin	#31 Stefanie Dolson	#20 Brittney Sykes	#7 Ariel Atkins	99-83	L
Aug 20, 2024	vs. Seattle	#32 Shatori Walker-Kimbrough	#0 Shakira Austin	#31 Stefanie Dolson	#20 Brittney Sykes	#7 Ariel Atkins	83-77	L
Aug 23, 2024	vs. Los Angeles	#20 Brittney Sykes	#0 Shakira Austin	#31 Stefanie Dolson	#35 Julie Vanloo	#7 Ariel Atkins	80-74	W
Aug 26, 2024	@ Seattle	#20 Brittney Sykes	#0 Shakira Austin	#31 Stefanie Dolson	#7 Ariel Atkins	#35 Julie Vanloo	74-72	W
Aug 28, 2024	@ Chicago	#20 Brittney Sykes	#24 Aaliyah Edwards	#31 Stefanie Dolson	#35 Julie Vanloo	#7 Ariel Atkins	74-70	W
Aug 31, 2024	vs. Connecticut	#20 Brittney Sykes	#24 Aaliyah Edwards	#31 Stefanie Dolson	#35 Julie Vanloo	#7 Ariel Atkins	96-85	L
Sep 3, 2024	@ Dallas	#20 Brittney Sykes	#24 Aaliyah Edwards	#31 Stefanie Dolson	#35 Julie Vanloo	#7 Ariel Atkins	90-86	W
Sep 5, 2024	@ Phoenix	#20 Brittney Sykes	#24 Aaliyah Edwards	#31 Stefanie Dolson	#35 Julie Vanloo	#7 Ariel Atkins	90-77	W
Sep 8, 2024	vs. Minnesota	#20 Brittney Sykes	#24 Aaliyah Edwards	#31 Stefanie Dolson	#35 Julie Vanloo	#7 Ariel Atkins	78-71	L
Sep 11, 2024	@ Chicago	#20 Brittney Sykes	#24 Aaliyah Edwards	#31 Stefanie Dolson	#35 Julie Vanloo	#7 Ariel Atkins	89-58	W
Sep 13, 2024	@ Atlanta	#20 Brittney Sykes	#24 Aaliyah Edwards	#31 Stefanie Dolson	#35 Julie Vanloo	#7 Ariel Atkins	72-69	W
Sep 15, 2024	vs. Atlanta	#20 Brittney Sykes	#21 Emily Engstler	#31 Stefanie Dolson	#35 Julie Vanloo	#7 Ariel Atkins	76-73	L
Sep 17, 2024	vs. New York	#20 Brittney Sykes	#21 Emily Engstler	#31 Stefanie Dolson	#35 Julie Vanloo	#7 Ariel Atkins	87-71	L
Sep 19, 2024	vs. Indiana	#20 Brittney Sykes	#21 Emily Engstler	#31 Stefanie Dolson	#35 Julie Vanloo	#7 Ariel Atkins	92-91	W



TEAM TREND	TTL	LAST GAME	TEAM TREND	TTL	LAST GAME
<4 Mystics w/ 10+ pts	6-18	vs. NYL 9/17/24	Mystics shoot 50.0% or better	2-1	@ CHI 9/11/24
4+ Mystics w/ 10+ pts	8-8	vs. IND 9/19/24	Opp shoots 50.0% or better	2-6	vs. IND 9/19/24
5+ Mystics w/ 10+ pts	4-4	vs. IND 9/19/24	Mystics shoot 45.0% or better	8-7	vs. IND 9/19/24
6+ Mystics w/ 10+ pts	0-1	vs. CON 6/27/24	Mystics shoot 44.0% or below	5-19	vs. NYL 9/17/24
7+ Mystics w/ 10+ pts	0-0		Mystics shoot 40.0% or below	0-10	vs. NYL 9/17/24
8+ Mystics w/ 10+ pts	0-0		Opp shoots 45.0% or better	5-14	vs. IND 9/19/24
Mystics no 20+ pt scorer	7-15	vs. ATL 9/15/24	Opp shoots 40.0% or below	7-5	vs. ATL 9/15/24
Opp no 20+ pt scorer	11-6	vs. IND 9/19/24	Mystics w/10+ 3-pointers made	7-12	vs. IND 9/19/24
2+ Mystics w/20+ pt scorer	0-2	vs. SEA 8/20/24	Opp w/10+ 3-pointers made	3-9	vs. IND 9/19/24
2+ Opp w/20+ pt scorer	2-10	@ DAL 9/3/24	Mystics w/15+ 3-pointers made	1-0	@ ATL 6/11/24
3+ Mystics w/20+ pt scorer	0-0		Opp w/15+ 3-pointers made	0-1	vs. IND 6/7/24
3+ Opp w/20+ pt scorer	0-1	vs. CON 6/27/24	Mystics 3FG% 40.0% or better	6-6	@ PHO 9/5/24
Mystics w/30+ pt scorer	0-1	vs. LVA 7/14/24	Opp 3FG% 40.0% or better	2-8	vs. IND 9/19/24
Opp w/30+ pt scorer	0-2	vs. MIN 8/17/24	Mystics FT% 80.0 or better	9-11	vs. IND 9/19/24
All 5 Starters w/10+ pts	0-0		Opp FT% 80.0 or better	7-12	vs. IND 9/19/24
Opp 5 Starters w/10+ pts	0-1	vs. ATL 9/15/24	Mystics FT% below 70.0	3-11	vs. MIN 9/8/24
2+ reserves w/10+ pts	6-6	vs. IND 9/19/24	Opp FT% below 70.0	4-3	@ CHI 9/11/24
Opp 2+ reserves w/10+ pts	2-2	vs. IND 9/19/24	Mystics FTM >= Opp FTA	2-2	vs. NYL 9/17/24
3+ reserves w/10+ pts	0-0		Opp FTM >= Mystics FTA	6-18	@ ATL 9/13/24
Opp 3+ reserves w/10+ pts	0-0		Mystics FG% >= Opp FG%	9-6	@ ATL 9/13/24
Mystics <20 pts. in 1st qtr	2-16	vs. NYL 9/17/24	Opp FG% >= Mystics FG%	5-16	vs. IND 9/19/24
Opp <20 pts. in 1st qtr	8-10	vs. ATL 9/15/24	Mystics w/30+ FTA	0-0	
Mystics w/30+ pts in 1st qtr	0-2	vs. LVA 7/14/24	Opp w/30+ FTA	0-2	vs. SEA 8/20/24
Opp w/30+ pts in 1st qtr	1-1	vs. DAL 6/23/24	Mystics w/20+ asts	11-18	vs. IND 9/19/24
Mystics under 50 pts 1st half	9-24	vs. NYL 9/17/24	Opp w/20+ asts	6-17	vs. IND 9/19/24
Opp under 50 pts 1st half	13-24	vs. IND 9/19/24	Mystics w/25+ asts	5-5	@ CHI 9/11/24
Mystics 50+ pts 1st half	5-2	vs. IND 9/19/24	Opp w/25+ asts	1-3	vs. IND 9/19/24
Opp 50+ pts 1st half	1-2	vs. CON 6/27/24	Mystics w/30+ asts	0-0	
Mystics 60+ pts in 1st half	0-0		Opp w/30+ asts	0-1	@ LVA 7/4/24
Opp 60+ pts in 1st half	0-0		Mystics asts >= Opp asts	9-15	@ ATL 9/13/24
Mystics lead by 10+ pts	12-4	vs. IND 9/19/24	Opp asts >= Mystics asts	2-7	vs. IND 9/19/24
Opp leads by 10+ pts	4-19	vs. IND 9/19/24	Mystics w/12 or fewer TOs	7-5	@ CHI 9/11/24
Games decided by 10+ points	4-10	vs. NYL 9/17/24	Opp w/12 or fewer TOs	2-8	vs. NYL 9/17/24
Games decided by 4-9 points	5-11	vs. MIN 9/8/24	Mystics w/20+ TOs	0-4	vs. SEA 8/20/24
Games decided by 3 or less points	5-5	vs. IND 9/19/24	Opp w/20+ TOs	3-3	@ CHI 8/28/24
Both teams score 100+ pts	0-0		Mystics TO >= Opp TO	4-14	vs. NYL 9/17/24
Both teams under 100 pts	14-25	vs. IND 9/19/24	Opp TO >= Mystics TO	10-8	vs. IND 9/19/24
Mystics score under 100 pts	14-26	vs. IND 9/19/24	Mystics w/50+ REB	0-1	vs. CON 6/27/24
Opp scores under 100 pts	14-25	vs. IND 9/19/24	Opp w/50+ REB	2-3	vs. NYL 9/17/24
Mystics score 100+ pts	0-0		Mystics REB >= Opp REB	5-5	@ CHI 9/11/24
Opp scores 100+ pts	0-1	@ SEA 5/25/24	Opp REB >= Mystics REB	8-21	vs. IND 9/19/24
Mystics score 110+ pts	0-0		Mystics w/10+ more REB than Opp	0-2	vs. CON 6/27/24
Opp scores 110+ pts	0-0		Opp w/10+ more REB than WAS	5-7	vs. NYL 9/17/24
Mystics tied or lead after the 3rd qtr	11-9	vs. IND 9/19/24	Mystics w/10+ stls	3-1	@ PHO 9/5/24
Mystics tied or lead at halftime	10-13	vs. IND 9/19/24	Opp w/10+ stls	3-8	vs. ATL 9/15/24
Mystics tied or lead after 1st qtr	10-7	@ CHI 9/11/24	2+ Mystics w/double-double	0-0	
Mystics trailing after the 3rd qtr	3-17	vs. NYL 9/17/24	2+ Opp w/double-double	1-1	@ ATL 9/13/24
Mystics trailing at halftime	4-13	vs. NYL 9/17/24	3+ Mystics w/double-double	0-0	
Mystics trailing after 1st qtr	4-19	vs. IND 9/19/24	3+ Opp w/double-double	0-0	
1st game Back-to-Back	1-1	vs. DAL 6/22/24	Mystics PITP >= Opp PITP	8-5	@ ATL 9/13/24
2nd game Back-to-Back	1-1	vs. DAL 6/23/24	Opp PITP >= Mystics PITP	6-19	vs. IND 9/19/24
1st game after a win	6-7	vs. ATL 9/15/24	Mystics 2CP >= Opp 2CP	3-12	vs. IND 9/19/24
1st game after a loss	8-18	vs. IND 9/19/24	Opp 2CP >= Mystics 2CP	10-14	vs. NYL 9/17/24
On Monday	1-0	@ SEA 8/26/24	Mystics FB Pts >= Opp FB Pts	10-5	vs. IND 9/19/24
On Tuesday	3-6	vs. NYL 9/17/24	Opp FB Pts >= Mystics FB Pts	3-17	vs. NYL 9/17/24
On Wednesday	3-2	@ CHI 9/11/24	+3 Blocks	10-19	vs. NYL 9/17/24
On Thursday	2-5	vs. IND 9/19/24	+5 Blocks	8-4	@ ATL 9/13/24
On Friday	3-3	@ ATL 9/13/24			
On Saturday	1-5	vs. CON 8/31/24			
On Sunday	1-5	vs. ATL 9/15/24			
May	0-8	@ NYL 5/31/24			
June	4-7	vs. LVA 6/29/24			
July	2-4	vs. PHO 7/16/24			
August	3-4	vs. CON 8/31/24			
September	5-3	vs. IND 9/19/24			



MYSTICS RECORD WHEN...	OVERALL	HOME	ROAD	NUMBER OF TIMES									
				RECORDING	POINTS			REB AST BLK STL					
					10+	20+	30+	10+	10+	3+	3+	DD	TD
Outrebounding opponent	5-5	1-3	4-2	Ariel Atkins	32	8	1	--	--	--	9	--	--
Outrebounded by opponent	8-21	3-12	5-9	Shakira Austin	9	1	--	2	--	1	4	1	--
Tied in Rebounding	1-0	1-0	0-0	Jakia Brown-Turner	--	--	--	--	--	--	--	--	--
Shooting better than opponent	9-8	3-4	6-4	Stefanie Dolson	16	2	--	2	--	--	--	1	--
Shooting worse than opponent	5-18	2-11	3-7	Aaliyah Edwards	9	1	--	4	--	4	1	3	--
Shooting same than opponent	0-0	0-0	0-0	Emily Engstler	8	1	--	1	--	3	2	1	--
More FTM than opponent	5-3	3-2	2-1	Myisha Hines-Allen	10	2	--	2	--	--	--	2	--
Less FTM than opponent	9-22	2-13	7-9	Sika Koné	3	1	--	--	--	--	--	--	--
Same FTM than opponent	0-1	0-0	0-1	Jade Melbourne	6	1	--	--	--	--	1	--	--
More 3FGM than opponent	11-14	4-11	7-3	DiDi Richards	--	--	--	--	--	--	--	--	--
Less 3FGM than opponent	3-7	1-2	2-5	Karlie Samuelson	9	--	--	--	--	--	2	--	--
Same 3FGM than opponent	0-5	0-2	0-3	Sug Sutton	--	--	--	--	--	--	--	--	--
More assists than opponent	9-15	4-9	5-6	Brittney Sykes	11	3	--	1	--	--	1	1	--
Less assists than opponent	2-7	1-3	1-4	Julie Vanloo	12	--	--	--	--	--	2	--	--
Same assists than opponent	3-4	0-3	3-1	Shatori Walker-Kimbrough	14	--	--	--	--	--	2	--	--
More turnovers than opponent	4-14	1-8	3-6	NUMBER OF TIMES LEADING TEAM IN... (INCLUDES TIES)									
Less turnovers than opponent	10-8	4-4	6-4										
Same turnovers than opponent	0-4	0-3	0-1										
					PTS	REB	AST	BLK	STL	MIN			
Bench outscores opponent bench	10-18	2-8	8-10	Ariel Atkins	16	3	6	11	13	24			
Opponent bench outscores WAS	4-7	3-6	1-1	Shakira Austin	1	6	--	7	4	--			
Bench scoring equal	0-1	0-1	0-0	Jakia Brown-Turner	--	--	--	--	--	--			
Scoring less than 80 points	3-17	0-9	3-8	Stefanie Dolson	5	12	4	10	3	5			
Scoring between 80-89 points	6-8	2-5	4-3	Aaliyah Edwards	3	11	1	14	4	3			
Scoring between 90-99 points	5-1	3-1	2-0	Emily Engstler	2	3	2	13	5	3			
Scoring between 100-109	0-0	0-0	0-0	Myisha Hines-Allen	2	8	3	2	2	--			
Scoring 110 or more points	0-0	0-0	0-0	Sika Koné	1	2	--	--	1	--			
Opponent scores less than 80	8-8	2-4	6-4	Jade Melbourne	1	--	3	4	5	--			
Opponent scores between 80-89	5-10	2-7	3-3	DiDi Richards	--	--	--	4	--	--			
Opponent scores between 90-99	1-7	1-4	0-3	Karlie Samuelson	3	1	3	3	7	2			
Opponent scores between 100-109	0-1	0-0	0-1	Sug Sutton	--	--	--	--	1	--			
Opponent scores 110 or more	0-0	0-0	0-0	Brittney Sykes	5	1	4	5	3	1			
				Julie Vanloo	1	1	18	3	2	--			
				Shatori Walker-Kimbrough	3	--	1	12	12	2			

STARTING LINEUPS							
LAST USED	GAME	FORWARD	FORWARD	CENTER	GUARD	GUARD	RECORD
5/31	at Liberty	Karlie Samuelson	Shakira Austin	Stefanie Dolson	Julie Vanloo	Ariel Atkins	0-4
6/11	at Dream	Karlie Samuelson	Aaliyah Edwards	Stefanie Dolson	Ariel Atkins	Brittney Sykes	1-0
6/19	at Fever	Karlie Samuelson	Aaliyah Edwards	Stefanie Dolson	Ariel Atkins	Julie Vanloo	1-7
6/23	vs. Wings	Karlie Samuelson	Myisha Hines-Allen	Stefanie Dolson	Ariel Atkins	Julie Vanloo	2-0
7/4	at Aces	DiDi Richards	Myisha Hines-Allen	Aaliyah Edwards	Ariel Atkins	Julie Vanloo	0-1
7/14	vs. Aces	DiDi Richards	Myisha Hines-Allen	Stefanie Dolson	Ariel Atkins	Julie Vanloo	2-4
7/16	vs. Mercury	Shatori Walker-Kimbrough	Myisha Hines-Allen	Stefanie Dolson	Ariel Atkins	Julie Vanloo	0-1
8/17	vs. Lynx	Karlie Samuelson	Shakira Austin	Stefanie Dolson	Ariel Atkins	Brittney Sykes	0-4
8/20	vs. Storm	Shatori Walker-Kimbrough	Shakira Austin	Stefanie Dolson	Ariel Atkins	Brittney Sykes	0-1
8/26	at Storm	Brittney Sykes	Shakira Austin	Stefanie Dolson	Julie Vanloo	Ariel Atkins	2-0
9/13	at Dream	Brittney Sykes	Aaliyah Edwards	Stefanie Dolson	Ariel Atkins	Julie Vanloo	5-2
9/19	vs. Fever	Brittney Sykes	Emily Engstler	Stefanie Dolson	Ariel Atkins	Julie Vanloo	1-2





GAMES MISSED DUE TO INJURIES/SUSPENSIONS

NAME	INJURY/ILLNESS	DATES OUT	GAMES MISSED
Shakira Austin	Rest	5/19	1
	NWT - Personal	5/25	1
	Left Hip	6/4 through 6/29/24; 7/4 through 7/16/24	16
	HIPS	7/2	1
	Left Ankle	8/28 through 9/5/24; 9/13 through 9/15/24; 9/19	7
	Ankle	9/11	1
Stefanie Dolson	Illness	7/4	1
Aaliyah Edwards	Lower Back	6/22 through 6/27/24	3
	Right Ankle	9/15 through 9/19/24	3
Emily Engstler	DNP - Coaches Decision	5/14 through 5/17/24; 5/21 through 5/23/24; 5/29 through 5/31/24	6
	Illness	7/6	1
Jade Melbourne	DNP - Coaches Decision	5/14 through 5/17/24; 5/21	3
DiDi Richards	DNP - Coaches Decision	5/29; 6/6; 6/9	3
	Right Knee	7/16	1
	NWT - Injury	8/15	1
	Right Achilles	8/17	1
Karlie Samuelson	Left Hand Fracture	6/27 through 6/29/24; 7/4 through 7/16/24	7
	HAND	7/2	1
	Right Knee	8/20 through 8/26/24	3
Brittney Sykes	Left Ankle	5/19 through 6/9/24	10
	Left Foot	6/14 through 6/29/24; 7/4 through 7/16/24	11
	FOOT	7/2	1
TOTAL GAMES MISSED			83



			MYSTICS											OPPONENTS										
			BENCH		INTHE		SECOND		FAST		POINTS		BENCH		INTHE		SECOND		FAST		POINTS			
DATE	OPPONENT	W/L	PTS	AVG	PAINT	AVG	CHANCE	AVG	BREAK	AVG	OFFTO	AVG	PTS	AVG	PAINT	AVG	CHANCE	AVG	BREAK	AVG	OFFTO	AVG		
5/14	New York	L	14	14.0	30	30.0	1	1.0	8	8.0	19	19.0	11	11.0	34	34.0	8	8.0	8	8.0	19	19.0		
5/17	at Connecticut	L	30	22.0	32	31.0	4	2.5	2	5.0	12	15.5	16	13.5	46	40.0	17	12.5	12	10.0	26	22.5		
5/19	Seattle	L	24	22.7	30	30.7	5	3.3	7	5.7	26	19.0	12	13.0	36	38.7	21	15.3	8	9.3	13	19.3		
5/21	at Los Angeles	L	20	22.0	26	29.5	5	3.8	6	5.8	26	20.8	9	12.0	28	36.0	6	13.0	8	9.0	10	17.0		
5/23	at Phoenix	L	26	22.8	22	28.0	13	5.6	7	6.0	16	19.8	23	14.2	30	34.8	7	11.8	4	8.0	21	17.8		
5/25	at Seattle	L	27	23.5	30	28.3	14	7.0	5	5.8	17	19.3	30	16.8	44	36.3	6	10.8	10	8.3	21	18.3		
5/29	Atlanta	L	14	22.1	34	29.1	11	7.6	4	5.6	16	18.9	14	16.4	20	34.0	8	10.4	9	8.4	17	18.1		
5/31	at New York	L	37	24.0	40	30.5	6	7.4	13	6.5	13	18.1	4	14.9	26	33.0	13	10.8	15	9.3	19	18.3		
6/4	at Connecticut	L	17	23.2	26	30.0	10	7.7	2	6.0	13	17.6	16	15.0	28	32.4	3	9.9	9	9.2	24	18.9		
6/6	Chicago	L	21	23.0	38	30.8	12	8.1	2	5.6	18	17.6	45	18.0	48	34.0	19	10.8	9	9.2	20	19.0		
6/7	Indiana	L	18	22.5	30	30.7	10	8.3	3	5.4	20	17.8	10	17.3	24	33.1	4	10.2	16	9.8	19	19.0		
6/9	at New York	L	46	24.5	38	31.3	5	8.0	10	5.8	23	18.3	24	17.8	34	33.2	20	11.0	9	9.8	9	18.2		
6/11	at Atlanta	W	35	25.3	24	30.8	9	8.1	9	6.0	6	17.3	27	18.5	22	32.3	10	10.9	3	9.2	11	17.6		
6/14	Chicago	W	13	24.4	32	30.9	13	8.4	6	6.0	16	17.2	38	19.9	48	33.4	13	11.1	19	9.9	24	18.1		
6/19	at Indiana	L	14	23.7	26	30.5	12	8.7	12	6.4	10	16.7	11	19.3	38	33.7	8	10.9	9	9.9	20	18.2		
6/22	Dallas	W	51	25.4	34	30.8	9	8.7	8	6.5	24	17.2	17	19.2	22	33.0	8	10.7	2	9.4	15	18.0		
6/23	Dallas	W	29	25.6	30	30.7	10	8.8	9	6.6	13	16.9	14	18.9	28	32.7	14	10.9	7	9.2	10	17.5		
6/27	Connecticut	L	26	25.7	36	31.0	12	8.9	9	6.8	10	16.6	11	18.4	36	32.9	6	10.6	10	9.3	32	18.3		
6/29	Las Vegas	L	17	25.2	26	30.7	9	8.9	12	7.1	16	16.5	23	18.7	32	32.8	6	10.4	6	9.1	23	18.6		
7/2	at Los Angeles	W	29	25.4	36	31.0	5	8.8	9	7.2	18	16.6	11	18.3	30	32.7	10	10.4	9	9.1	18	18.6		
7/4	at Las Vegas	L	39	26.0	24	30.7	15	9.0	9	7.2	19	16.7	24	18.6	46	33.3	4	10.0	19	9.6	16	18.4		
7/6	at Minnesota	L	29	26.2	24	30.4	4	8.8	12	7.5	15	16.6	18	18.5	22	32.8	8	10.0	15	9.8	17	18.4		
7/10	at Indiana	W	35	26.6	38	30.7	13	9.0	9	7.5	23	16.9	21	18.7	42	33.2	4	9.7	26	10.5	21	18.5		
7/14	Las Vegas	L	19	26.3	26	30.5	4	8.8	2	7.3	7	16.5	30	19.1	40	33.5	11	9.8	9	10.5	15	18.3		
7/16	Phoenix	L	15	25.8	32	30.6	16	9.1	5	7.2	10	16.2	16	19.0	40	33.8	8	9.7	9	10.4	23	18.5		
8/15	at Minnesota	L	23	25.7	30	30.5	6	9.0	8	7.2	9	16.0	20	19.0	30	33.6	4	9.5	6	10.2	20	18.6		
8/17	Minnesota	L	26	25.7	26	30.4	10	9.0	10	7.3	14	15.9	23	19.2	36	33.7	12	9.6	10	10.2	22	18.7		
8/20	Seattle	L	7	25.0	28	30.3	16	9.3	2	7.1	11	15.7	8	18.8	38	33.9	10	9.6	7	10.1	29	19.1		
8/23	Los Angeles	W	18	24.8	40	30.6	5	9.1	11	7.3	17	15.8	31	19.2	36	33.9	12	9.7	9	10.1	11	18.8		
8/26	at Seattle	W	30	25.0	36	30.8	8	9.1	17	7.6	11	15.6	22	19.3	38	34.1	11	9.7	8	10.0	17	18.7		
8/28	at Chicago	W	24	24.9	34	30.9	8	9.0	14	7.8	21	15.8	27	19.5	42	34.3	15	9.9	2	9.7	14	18.6		
8/31	Connecticut	L	38	25.3	26	30.8	5	8.9	8	7.8	18	15.8	35	20.0	28	34.1	12	9.9	16	9.9	26	18.8		
9/3	at Dallas	W	50	26.1	24	30.5	11	9.0	12	7.9	13	15.8	13	19.8	48	34.5	13	10.0	8	9.9	8	18.5		
9/5	at Phoenix	W	44	26.6	28	30.5	10	9.0	10	8.0	22	15.9	24	19.9	26	34.3	17	10.2	4	9.7	6	18.1		
9/8	Minnesota	L	25	26.6	26	30.3	7	8.9	7	8.0	13	15.9	22	20.0	28	34.1	8	10.2	7	9.6	21	18.2		
9/11	at Chicago	W	36	26.8	36	30.5	7	8.9	14	8.1	19	15.9	8	19.7	30	34.0	10	10.2	2	9.4	11	18.0		
9/13	at Atlanta	W	26	26.8	36	30.6	10	8.9	9	8.2	15	15.9	11	19.4	30	33.9	14	10.3	13	9.5	17	18.0		
9/15	Atlanta	L	38	27.1	20	30.4	6	8.8	6	8.1	20	16.0	6	19.1	22	33.6	9	10.2	6	9.4	22	18.1		
9/17	New York	L	23	27.0	18	30.1	2	8.7	5	8.0	7	15.8	40	19.6	50	34.0	16	10.4	6	9.3	25	18.3		
9/19	Indiana	W	44	27.4	38	30.3	7	8.6	10	8.1	13	15.7	53	20.5	40	34.2	5	10.3	7	9.3	11	18.1		
	2024-25 TOTALS	14-26	1,097	27.4	1,210	30.3	345	8.6	323	8.1	629	15.7	818	20.5	1,366	34.2	410	10.3	371	9.3	723	18.1		





				MYSTICS									OPPONENTS									
DATE	OPPONENT	OVERALL REC	W/L	1ST	2ND	1ST HALF	3RD	4TH	2ND HALF	1ST OT	BIGGEST LEAD	TOTAL	1ST	2ND	1ST HALF	3RD	4TH	2ND HALF	1ST OT	BIGGEST LEAD	TOTAL	POINT DIFF.
5/14	New York	0-1	L	20	23	43	24	13	37	--	8	80	23	17	40	19	26	45	--	10	85	-5
5/17	at Connecticut	0-2	L	20	16	36	20	21	41	--	7	77	18	18	36	16	32	48	--	9	84	-7
5/19	Seattle	0-3	L	15	19	34	30	11	41	--	5	75	18	21	39	23	22	45	--	15	84	-9
5/21	at Los Angeles	0-4	L	23	13	36	19	13	32	--	9	68	24	8	32	23	15	38	--	9	70	-2
5/23	at Phoenix	0-5	L	20	20	40	16	24	40	--	4	80	22	21	43	27	13	40	--	14	83	-3
5/25	at Seattle	0-6	L	15	26	41	18	10	28	--	3	69	25	25	50	26	25	51	--	32	101	-32
5/29	Atlanta	0-7	L	22	12	34	20	13	33	--	6	67	18	20	38	16	19	35	--	9	73	-6
5/31	at New York	0-8	L	17	28	45	22	12	34	--	1	79	32	17	49	21	20	41	--	17	90	-11
6/4	at Connecticut	0-9	L	18	15	33	10	16	26	--	2	59	19	13	32	26	18	44	--	19	76	-17
6/6	Chicago	0-10	L	21	23	44	10	17	27	--	13	71	15	20	35	25	19	44	--	9	79	-8
6/7	Indiana	0-11	L	19	21	40	24	19	43	--	3	83	28	14	42	24	19	43	--	12	85	-2
6/9	at New York	0-12	L	23	22	45	25	18	43	--	5	88	24	21	45	27	21	48	--	7	93	-5
6/11	at Atlanta	1-12	W	25	13	38	26	23	49	--	23	87	15	18	33	17	18	35	--	2	68	19
6/14	Chicago	2-12	W	24	23	47	21	15	36	--	15	83	10	26	36	23	22	45	--	0	81	2
6/19	at Indiana	2-13	L	17	26	43	16	22	38	--	0	81	21	25	46	22	20	42	--	11	88	-7
6/22	Dallas	3-13	W	20	31	51	22	24	46	--	28	97	13	21	34	17	18	35	--	2	69	28
6/23	Dallas	4-13	W	25	21	46	29	17	46	--	13	92	32	19	51	14	19	33	--	10	84	8
6/27	Connecticut	4-14	L	32	18	50	15	17	32	9	16	91	21	25	46	19	17	36	12	5	94	-3
6/29	Las Vegas	4-15	L	28	24	52	17	8	25	--	11	77	20	26	46	21	21	42	--	11	88	-11
7/2	at Los Angeles	5-15	W	18	20	38	14	30	44	--	5	82	22	21	43	21	16	37	--	14	80	2
7/4	at Las Vegas	5-16	L	20	15	35	20	22	42	--	3	77	23	25	48	35	15	50	--	32	98	-21
7/6	at Minnesota	5-17	L	14	22	36	21	10	31	--	7	67	25	11	36	19	19	38	--	14	74	-7
7/10	at Indiana	6-17	W	26	25	51	25	13	38	--	22	89	17	20	37	18	29	47	--	5	84	5
7/14	Las Vegas	6-18	L	31	12	43	19	15	34	--	15	77	20	20	40	25	24	49	--	12	89	-12
7/16	Phoenix	6-19	L	19	27	46	17	24	41	--	8	87	17	27	44	27	25	52	--	12	96	-9
8/15	at Minnesota	6-20	L	15	22	37	21	10	31	--	6	68	18	17	35	23	21	44	--	11	79	-11
8/17	Minnesota	6-21	L	16	23	39	17	27	44	--	6	83	22	23	45	33	21	54	--	27	99	-16
8/20	Seattle	6-22	L	17	13	30	27	20	47	--	5	77	26	18	44	17	22	39	--	14	83	-6
8/23	Los Angeles	7-22	W	22	16	38	16	26	42	--	11	80	21	20	41	14	19	33	--	5	74	6
8/26	at Seattle	8-22	W	24	18	42	14	18	32	--	9	74	19	24	43	12	17	29	--	6	72	2
8/28	at Chicago	9-22	W	22	22	44	10	20	30	--	12	74	20	19	39	19	12	31	--	7	70	4
8/31	Connecticut	9-23	L	14	28	42	20	23	43	--	2	85	20	25	45	31	20	51	--	20	96	-11
9/3	at Dallas	10-23	W	26	25	51	20	19	39	--	16	90	16	23	39	26	21	47	--	1	86	4
9/5	at Phoenix	11-23	W	24	26	50	25	15	40	--	25	90	15	17	32	21	24	45	--	3	77	13
9/8	Minnesota	11-24	L	17	22	39	13	19	32	--	6	71	18	17	35	16	27	43	--	7	78	-7
9/11	at Chicago	12-24	W	29	14	43	28	18	46	--	31	89	13	16	29	19	10	29	--	0	58	31
9/13	at Atlanta	13-24	W	14	20	34	18	20	38	--	11	72	20	10	30	19	20	39	--	10	69	3
9/15	Atlanta	13-25	L	14	18	32	21	17	38	3	3	73	21	18	39	15	16	31	6	12	76	-3
9/17	New York	13-26	L	18	19	37	17	17	34	--	3	71	29	18	47	25	15	40	--	22	87	-16
9/19	Indiana	14-26	W	22	30	52	30	10	40	--	17	92	24	21	45	21	25	46	--	18	91	1
	2024-25 TOTALS	14-26	--	826	831	1,657	797	706	1,503	12	--	3,172	824	785	1,609	862	802	1,664	18	--	3,291	-119
	AVG/GAME	--	--	20.7	20.8	41.4	19.9	17.7	37.6	6.0	9.9	79.3	20.6	19.6	40.2	21.6	20.1	41.6	9.0	11.4	82.3	-3.0





PLAYER	MIN	FG	ATT	3FG	ATT	FT	FTA	OR	DR	TOT	AST	PF	PFD	STL	TO	BLK	PTS
Ariel Atkins	41 Sep. 15 vs. ATL	13C Jul. 14 vs. LVA	25C Jul. 14 vs. LVA	6C Jul. 14 vs. LVA	10(2) Sep. 15 vs. ATL	9C Jun. 14 vs. CHI	9 Jun. 14 vs. CHI	4 May. 23 at PHO	7 Jun. 22 vs. DAL	8 May. 29 vs. ATL	7C(2) Jun. 23 vs. DAL	5(3) Jun. 27 vs. CON	10 Jun. 14 vs. CHI	6C May. 21 at LAS	7C May. 21 at LAS	2(2) Sep. 3 at DAL	36C Jul. 14 vs. LVA
Shakira Austin	25 Aug. 20 vs. SEA	7 Aug. 20 vs. SEA	15C Aug. 20 vs. SEA	1C May. 14 vs. NYL	1C(4) Aug. 26 at SEA	10C Aug. 20 vs. SEA	15C Aug. 20 vs. SEA	4C May. 21 at LAS	8(2) Aug. 23 vs. LAS	11 Aug. 23 vs. LAS	3C May. 29 vs. ATL	5 Aug. 20 vs. SEA	10C Aug. 20 vs. SEA	3C(4) Aug. 23 vs. LAS	8C Aug. 20 vs. SEA	5C May. 14 vs. NYL	24C Aug. 20 vs. SEA
Jakia Brown-Turner	8C Jul. 4 at LVA	-- Jul. 4 at LVA	1C Jul. 4 at LVA	-- Jul. 4 at LVA	-- Jul. 4 at LVA	2C Jul. 4 at LVA	2C Jul. 4 at LVA	-- Jul. 4 at LVA	1C Jul. 4 at LVA	1C Jul. 4 at LVA	-- Jul. 4 at LVA	-- Jul. 4 at LVA	1C Jul. 4 at LVA	1C Jul. 4 at LVA	-- Jul. 4 at LVA	-- Jul. 4 at LVA	2C Jul. 4 at LVA
Stefanie Dolson	34 Jun. 27 vs. CON	8(2) Aug. 17 vs. MIN	13(2) Aug. 28 at CHI	6C Aug. 17 vs. MIN	7C(3) Jun. 27 vs. CON	3(2) Jul. 16 vs. PHO	5 May. 19 vs. SEA	3 Sep. 13 at ATL	9 Jun. 22 vs. DAL	10(2) Aug. 26 at SEA	8 Aug. 23 vs. LAS	6C Jun. 14 vs. CHI	4(2) Jun. 29 vs. LVA	2(2) Aug. 23 vs. LAS	4(4) Sep. 8 vs. MIN	2(3) Jun. 27 vs. CON	23(2) Aug. 17 vs. MIN
Aaliyah Edwards	36C Jun. 6 vs. CHI	10C Jun. 6 vs. CHI	12C Jun. 6 vs. CHI	-- Jun. 6 vs. CHI	1C(7) Sep. 11 at CHI	5C Jun. 29 vs. LVA	8C Jun. 7 vs. IND	4C(2) Sep. 11 at CHI	13C Jun. 6 vs. CHI	14C Jun. 6 vs. CHI	4C(2) Sep. 3 at DAL	6C Jun. 14 vs. CHI	7C(3) Jun. 14 vs. CHI	3C May. 21 at LAS	6C Jun. 6 vs. CHI	4C Jun. 6 vs. CHI	23C Jun. 6 vs. CHI
Emily Engstler	27 Sep. 3 at DAL	8C Sep. 3 at DAL	14C Sep. 3 at DAL	3C(4) Sep. 19 vs. IND	6C Sep. 3 at DAL	6C Jun. 22 vs. DAL	6C Jun. 22 vs. DAL	5 Sep. 3 at DAL	6(2) Sep. 17 vs. NYL	10 Sep. 3 at DAL	4(2) Sep. 19 vs. IND	5 Sep. 13 at ATL	4C Jul. 4 at LVA	3C(2) Sep. 5 at PHO	5C Sep. 15 vs. ATL	4C Sep. 17 vs. NYL	23C Jun. 22 vs. DAL
Myisha Hines-Allen	34 Jun. 27 vs. CON	8(2) Jul. 16 vs. PHO	16 Jul. 16 vs. PHO	2(3) Jun. 27 vs. CON	5 Jul. 2 at LAS	4 Jun. 9 at NYL	5(2) Jun. 14 vs. CHI	5 Jul. 10 at IND	10 Jul. 16 vs. PHO	12 Jul. 16 vs. PHO	7 Jun. 9 at NYL	5C Jun. 4 at CON	3(4) Jun. 27 vs. CON	2(3) Jul. 6 at MIN	5 Jun. 27 vs. CON	1(2) Jul. 4 at LVA	21 Jun. 27 vs. CON
Sika Koné	24C Sep. 17 vs. NYL	7C Sep. 19 vs. IND	12C Sep. 11 at CHI	2C Sep. 5 at PHO	3C Sep. 5 at PHO	5C Sep. 19 vs. IND	6C Sep. 19 vs. IND	2 Sep. 19 vs. IND	7C Sep. 13 at ATL	8 Sep. 13 at ATL	3C Sep. 11 at CHI	4 Sep. 5 at PHO	5C(2) Sep. 19 vs. IND	2C Aug. 31 vs. CON	2(2) Sep. 17 vs. NYL	1C(2) Sep. 13 at ATL	20C Sep. 19 vs. IND
Jade Melbourne	22 May. 25 at SEA	8C Jun. 9 at NYL	12C Jun. 9 at NYL	3C Jun. 9 at NYL	6C Jun. 9 at NYL	5C Jun. 22 vs. DAL	6C Jun. 22 vs. DAL	2C Aug. 31 vs. CON	4C(2) Aug. 20 vs. SEA	5C Aug. 20 vs. SEA	6C Jul. 4 at LVA	3(8) Sep. 5 at PHO	5C(3) Aug. 26 at SEA	4C Sep. 19 vs. IND	5C Aug. 26 at SEA	1C(5) Sep. 15 vs. ATL	21C Jun. 9 at NYL
DiDi Richards	27C Jun. 27 vs. CON	3(2) Jun. 22 vs. DAL	5(2) Jun. 22 vs. DAL	-- Jun. 22 vs. DAL	1(4) Jul. 4 at LVA	2(2) Jul. 6 at MIN	4C(2) Jul. 4 at LVA	2C(2) Jun. 23 vs. DAL	4C Jun. 27 vs. CON	5C Jun. 27 vs. CON	3 Jun. 27 vs. CON	4 Jun. 23 vs. CON	5C Jun. 27 vs. CON	1(2) Jun. 22 vs. DAL	2C Jun. 7 vs. IND	1C(4) Jul. 14 vs. LVA	7 May. 25 at SEA
Karlise Samuelson	33 Jun. 19 at IND	6C(3) Sep. 5 at PHO	12C Jun. 22 vs. DAL	5C Sep. 5 at PHO	9C Jun. 7 vs. IND	5(2) Jun. 23 vs. DAL	5(2) Jun. 23 vs. DAL	3C Jun. 4 at CON	6C Jun. 11 at ATL	6 Jun. 11 at ATL	5(2) Aug. 31 vs. CON	6C Jun. 9 at NYL	5C(2) Jun. 22 vs. DAL	3C(2) Sep. 11 at CHI	4C Jun. 14 vs. CHI	1 Sep. 8 vs. MIN	19C Sep. 5 at PHO
Sug Sutton	12 Sep. 5 at PHO	1(2) Sep. 11 at CHI	2(2) Sep. 19 vs. IND	-- Sep. 19 vs. IND	2 Sep. 19 vs. IND	-- Sep. 19 vs. IND	-- Sep. 19 vs. IND	-- Sep. 19 vs. IND	3 Sep. 5 at PHO	3 Sep. 5 at PHO	2(4) Sep. 17 vs. NYL	1 Sep. 11 at CHI	-- Sep. 11 at CHI	1(2) Sep. 17 vs. NYL	2 Sep. 19 vs. IND	-- Sep. 19 vs. IND	2(2) Sep. 11 at CHI
Brittney Sykes	32 Sep. 15 vs. ATL	12 Aug. 23 vs. LAS	20 Aug. 23 vs. LAS	4 Jun. 11 at ATL	8 Aug. 26 at SEA	6 Sep. 19 vs. IND	7 Aug. 17 vs. MIN	2(2) Sep. 11 at CHI	9C May. 14 vs. NYL	10 May. 14 vs. NYL	7(3) Sep. 11 at CHI	4 Sep. 15 vs. ATL	7 Aug. 28 at CHI	3 Aug. 20 vs. SEA	6 Sep. 13 at ATL	1(7) Sep. 13 at ATL	28 Aug. 23 vs. LAS
Julie Vanloo	33C Jul. 14 vs. LVA	6C Jul. 16 vs. PHO	13C Jul. 16 vs. PHO	5C(3) Jul. 16 vs. PHO	12C Jul. 16 vs. PHO	2C(3) Jul. 10 at IND	4C Jun. 6 vs. CHI	1C(5) Sep. 3 at DAL	7C May. 23 at PHO	7C May. 23 at PHO	9C May. 21 at LAS	5C(3) Jun. 29 vs. LVA	5C May. 17 at CON	3C(2) Aug. 15 at MIN	6C Jun. 29 vs. LVA	1C Jul. 16 vs. PHO	17C Jul. 16 vs. PHO
Shatori Walker-Kimbrough	37 Jul. 16 vs. PHO	7C Jul. 4 at LVA	14 Jun. 27 vs. CON	4 Jul. 6 at MIN	7C(2) Jul. 6 at MIN	5(3) Sep. 15 vs. ATL	6 Jun. 27 vs. CON	3 Jun. 4 at CON	5 May. 23 at PHO	6 Jun. 27 vs. CON	6C Jun. 27 vs. CON	5C Jun. 29 vs. LVA	5 Jul. 2 at LAS	3(2) May. 31 at NYL	4(2) Sep. 19 vs. IND	2(4) Sep. 13 at ATL	19 Jul. 4 at LVA
Mystics High Games	225.0(2) Sep. 15 vs. ATL	36 Sep. 5 at PHO	78 May. 14 vs. NYL	17 Jun. 11 at ATL	36 May. 23 at PHO	19 Jun. 14 vs. CHI	23(3) Aug. 17 vs. MIN	13 Jun. 4 at CON	33(2) Aug. 26 at SEA	50 Jun. 27 vs. CON	28(2) Sep. 11 at CHI	27 May. 31 at NYL	25(2) Sep. 17 vs. NYL	13(2) Aug. 23 vs. LAS	24 Jun. 6 vs. CHI	7(3) Sep. 11 at CHI	97 Jun. 22 vs. DAL
Mystics Low Games	200.0(38) Sep. 19 vs. IND	20 Jun. 4 at CON	58 May. 17 at CON	4 Jun. 6 vs. CHI	17 Jun. 6 vs. CHI	2 Sep. 8 vs. MIN	3 Sep. 8 vs. MIN	3(3) Sep. 17 vs. NYL	15 May. 25 at SEA	26 Jun. 9 at NYL	13(2) Jun. 4 at CON	9 Jul. 4 at LVA	11(2) Sep. 8 vs. MIN	3(2) Jun. 27 vs. CON	9 Sep. 3 at DAL	1(6) Sep. 19 vs. IND	59 Jun. 4 at CON
Opponents High Games	225.0(2) Sep. 15 vs. ATL	38 Jul. 4 at LVA	79 Jun. 6 vs. CHI	16 Jun. 7 vs. IND	35 Jun. 7 vs. IND	26 Aug. 20 vs. SEA	31 May. 31 at NYL	17 Sep. 13 at ATL	36 Aug. 15 at MIN	52(2) Sep. 3 at DAL	31 Jul. 4 at LVA	25(2) Sep. 17 vs. NYL	27 May. 31 at NYL	14(2) Jun. 6 vs. CHI	24 May. 21 at LAS	7(3) Sep. 3 at DAL	101 May. 25 at SEA
Opponents Low Games	200.0(38) Sep. 19 vs. IND	21 Sep. 13 at ATL	55 May. 21 at LAS	1(2) Sep. 11 at CHI	8 Sep. 11 at CHI	7 Sep. 11 at CHI	11(3) Sep. 11 at CHI	2 Jul. 10 at IND	21(3) Sep. 11 at CHI	34 Jul. 16 vs. PHO	10 May. 19 vs. SEA	11(2) Sep. 8 vs. MIN	9 Jul. 4 at LVA	2 Aug. 28 at CHI	8 Jun. 11 at ATL	1(9) Sep. 15 vs. ATL	58 Sep. 11 at CHI

"C" INDICATES A NEW CAREER-HIGH, "T" A TIED CAREER-HIGH.

NUMBERS IN PARENTHESES INDICATE THE NUMBER OF GAMES IN WHICH A PLAYER OR TEAM HAS REACHED A GIVEN TOTAL (IF MORE THAN ONE).





WNBA														
	PPG	FGM/G	FG%	3FGM/G	3FG%	FT%	ORPG	DRPG	RPG	APG	SPG	TOV/G	BPG	PF/G
Aces	*1	4	2	4	4	2	12	*1	8	5	9	*1	2	8
Dream	12	12	12	10	11	8	3	3	3	12	7	4	9	7
Fever	3	2	*1	5	3	7	7	5	4	7	12	9	5	4
Liberty	2	5	3	*1	5	3	5	2	2	2	4	5	4	12
Lynx	6	6	4	3	*1	5	8	4	7	*1	2	7	6	10
Mercury	7	9	7	6	7	4	11	8	11	9	11	6	3	6
Mystics	9	10	9	2	2	9	10	11	12	3	6	12	11	3
Sky	11	7	11	12	9	12	*1	7	*1	11	10	8	8	*1
Sparks	10	11	10	7	10	10	9	9	10	10	5	11	12	5
Storm	5	3	8	9	12	*1	4	6	6	4	*1	2	*1	9
Sun	8	8	6	11	6	11	6	10	9	8	3	3	10	11
Wings	4	*1	5	8	8	6	2	12	5	6	8	10	7	2

EASTERN CONFERENCE														
	PPG	FGM/G	FG%	3FGM/G	3FG%	FT%	ORPG	DRPG	RPG	APG	SPG	TOV/G	BPG	PF/G
Dream	6	6	6	4	6	3	2	2	3	6	4	2	4	4
Fever	2	*1	*1	3	2	2	5	3	4	3	6	5	2	3
Liberty	*1	2	2	*1	3	*1	3	*1	2	*1	2	3	*1	6
Mystics	4	5	4	2	*1	4	6	6	6	2	3	6	6	2
Sky	5	3	5	6	5	6	*1	4	*1	5	5	4	3	*1
Sun	3	4	3	5	4	5	4	5	5	4	*1	*1	5	5

WESTERN CONFERENCE														
	PPG	FGM/G	FG%	3FGM/G	3FG%	FT%	ORPG	DRPG	RPG	APG	SPG	TOV/G	BPG	PF/G
Aces	*1	3	*1	2	2	2	6	*1	4	3	5	*1	2	4
Lynx	4	4	2	*1	*1	4	3	2	3	*1	2	4	4	6
Mercury	5	5	4	3	3	3	5	4	6	5	6	3	3	3
Sparks	6	6	6	4	5	6	4	5	5	6	3	6	6	2
Storm	3	2	5	6	6	*1	2	3	2	2	*1	2	*1	5
Wings	2	*1	3	5	4	5	*1	6	*1	4	4	5	5	*1

OPPONENTS														
	PPG	FGM/G	FG%	3FGM/G	3FG%	FT%	ORPG	DRPG	RPG	APG	SPG	TOV/G	BPG	PF/G
Aces	6	7 T	7	6	9	*1	2	12	10	5	2	10	4	7
Dream	5	4	4	9	8	10	4	9 T	7	7	3	7 T	7	9
Fever	11	10	8	11	11	11	7 T	4	4	9	8	12	6	6
Liberty	3	5	2	4	3	2	3	3	2	3	*1	5	*1	3
Lynx	2	2	*1	2	*1	8	11	5	8	*1	6	4	5	*1
Mercury	9	9	6	12	7	4	12	8	12	11	5	11	2	4
Mystics	7	6	9	7	6	9	7 T	11	9	6	11	3	3	12
Sky	8	7 T	10	5	4	3	5	6	5	10	9	9	12	5
Sparks	10	11	11	8	10	7	6	7	6	8	12	7 T	11	10
Storm	4	3	3	3	5	6	10	9 T	11	4	7	*1 T	9 T	2
Sun	*1	*1	5	*1	2	5	*1	2	*1	2	4	*1 T	9 T	11
Wings	12	12	12	10	12	12	9	*1	3	12	10	6	8	8

* = WNBA leader | T = Tied for position



DATE

TRANSACTION

MAY

May 14, 2025 Waived Lauren Jensen, Ashten Prechtel, Zaay Green, and Khadijiah Cave
May 7, 2025..... Signed Lauren Jensen to a training camp contract
May 4, 2025..... Waived Morgan Jones
May 4, 2025..... Waived JoJo Lacey

APRIL

April 14, 2025..... Traded Karlie Samuelson to the Minnesota Lynx for a 2026 first round pick (their own)
April 14, 2025..... Selected Sonia Citron with the 3rd overall pick
April 14, 2025..... Selected Kiki Iriafen with the 4th overall pick
April 14, 2025..... Selected Georgia Amoore with the 6th overall pick
April 14, 2025..... Selected Lucy Olsen with the 23rd overall pick
April 14, 2025..... Selected Zaay Green with the 32nd overall pick
April 19, 2025..... Signed Ashten Prechtel to a training camp contract
April 19, 2025..... Signed Khadijiah Cave to a training camp contract
April 19, 2025..... Signed Morgan Jones to a training camp contract
April 19, 2025..... Signed JoJo Lacey to a training camp contract



#8 GEORGIA AMOORE
GUARD



#0 SHAKIRA AUSTIN
CENTER



#22 SONIA CITRON
GUARD



#31 STEFANIE DOLSON
CENTER



#24 AALIYAH EDWARDS
FORWARD



#21 EMILY ENGSTLER
FORWARD



#44 KIKI IRIAFEN
FORWARD




#3 SIKA KONÉ
FORWARD



#5 JADE MELBOURNE
GUARD



#33 LUCY OLSEN
GUARD



#1 SUG SUTTON
GUARD



#20 BRITTNEY SYKES
GUARD

COACHING STAFF



SYDNEY JOHNSON
HEAD COACH



EMRE VATANSEVER
ASSISTANT COACH



JESSIE MILLER
ASSISTANT COACH



BARB TURNER
ASSISTANT COACH



CLINTON CROUCH
PLAYER DEVELOPMENT
LEAD