

WASHINGTON MYSTICS GAME NOTES






WASHINGTON MYSTICS (13-10) at ATLANTA DREAM (10-11)

Atlanta, GA - Wednesday, July 6, 2022 - 8:00 PM ET

Game 24 - Away Game 13 - TV: MSN/CBSSN



Last Game's Starters

9 G	 Natasha Cloud	HT: 5-9 WT: 160 FROM: St. Joe's	PPG: 10.7 APG: 7.2 RPG: 3.6
Season: <ul style="list-style-type: none"> Has totaled five or more assists in all but one game this season Recorded 5+ assists in 23 consecutive games - third longest streak in WNBA history Totaled 15+ points in eight games Totaled a career-best 13 assists on 6/21 at LAS Ranks first in assists per game 			
22 G	 Alysha Clark	HT: 5-11 WT: 167 FROM: Middle Tennessee	PPG: 9.4 APG: 2.1 RPG: 4.7
Season: <ul style="list-style-type: none"> Scored a season-high 20 points on 6/25 at LVA Appeared in 16 games this season Has totaled four or more rebounds in 11 games Scored in double figures in eight games 			
7 G	 Ariel Atkins	HT: 5-8 WT: 167 FROM: Texas	PPG: 15.2 APG: 2.6 RPG: 3.4
Season: <ul style="list-style-type: none"> Has scored in double-figures in 21 games Has made 49 three-pointers on the season Scored a season-high 28 points (9-16 FG) on 5/31 at IND Totaled multiple steals in nine games 			
2 F	 Myisha Hines-Allen	HT: 6-2 WT: 200 FROM: Louisville	PPG: 7.8 APG: 2.2 RPG: 5.1
Season: <ul style="list-style-type: none"> Scored a season-high 18 points on 6/12 vs. PHX Has started in 13 games this season Reached 500 career rebounds on 6/5 Totaled eight points on 13 rebounds on 7/3 at CON 			
0 F/C	 Shakira Austin	HT: 6-5 WT: 167 FROM: Ole Miss	PPG: 8.7 APG: 0.8 RPG: 6.3
Season: <ul style="list-style-type: none"> Started 19 times this season Scored in double-figures in eight games Ranks fourth in the WNBA in FG% Totaled 18 5+ reb games Totaled three 10+ reb games Two double-doubles 			

REGULAR SEASON SCHEDULE			
Date	Opponent	Time/Result	Record/TV
5/6	Indiana	W, 84-70	1-0
5/8	at Minnesota	W, 78-66	2-0
5/10	Las Vegas	W, 89-76	3-0
5/13	Dallas	L, 94-86	3-1
5/17	at Dallas	W, 84-68	4-1
5/20	at Atlanta	W, 78-73	5-1
5/22	Chicago	L, 82-73	5-2
5/24	Atlanta	W, 70-50	6-2
5/28	at Connecticut	L, 79-71	6-3
5/31	at Indiana	W, 87-75	7-3
6/3	New York	L, 73-65	7-4
6/5	at Chicago	L, 91-82	7-5
6/8	Chicago	W, 84-82	8-5
6/10	at Minnesota	W, 76-59	9-5
6/12	Phoenix	L, 99-90 OT	9-6
6/14	Phoenix	W, 83-65	10-6
6/16	at New York	L, 77-65	10-7
6/19	Connecticut	W, 71-63	11-7
6/21	at Los Angeles	L, 84-82	11-8
6/23	at Seattle	L, 85-71	11-9
6/25	at Las Vegas	W, 87-86	12-9
6/28	Atlanta	W, 92-74	13-9
7/3	at Connecticut	L, 74-72 OT	13-10
7/6	at Atlanta	8:00 p.m.	CBSSN
7/12	at Los Angeles	10:30 p.m.	
7/14	at Phoenix	10:00 p.m.	
7/17	Minnesota	3:00 p.m.	FACEBOOK
7/21	New York	11:30 a.m.	NBA TV
7/28	at Dallas	8:00 p.m.	CBSSN
7/30	Seattle	12:00 p.m.	ESPN*
7/31	Seattle	3:00 p.m.	AMAZON
8/2	Las Vegas	7:00 p.m.	FACEBOOK
8/5	at Chicago	8:00 p.m.	NBA TV
8/7	Los Angeles	3:00 p.m.	ESPN3
8/12	at Indiana	7:00 p.m.	FACEBOOK
8/14	Indiana	3:00 p.m.	ESPN3

All Times Eastern

All games streamed on MSN other than those denoted by *
All non-national televised home games to be simulcast on NBCSN

REGULAR SEASON RECORDS

	RECORD	HOME	ROAD	OT
OVERALL	13-10	7-4	6-6	1-2
WEST	6-4	2-2	4-2	1-1
EAST	7-6	5-2	2-4	0-1
STREAK	Lost 1	Won 2	Lost 1	Lost 1
COMM. CUP	6-5	4-2	2-3	

OFF THE BENCH

2	MIN/G:	19.2
4	PPG:	7.8
13	MIN/G:	12.3
21	PPG:	2.6
32	MIN/G:	13.9
	PPG:	2.0
	MIN/G:	13.6
	PPG:	5.2
	MIN/G:	20.3
	PPG:	6.5

ROSTER/INJURY UPDATE

INJURY REPORT WILL BE SENT OUT BY 5:00 P.M.

UPCOMING MILESTONES

- Elizabeth Williams (366) is five blocks shy of passing Erika de Souza (370) for 15th in all-time blocks
- Natasha Cloud (187) needs 13 steals to reach 200
- Elena Delle Donne (1953) is 47 points shy of reaching 2000 points with Washington - becoming one of six players to reach this milestone with the franchise



WASHINGTON MYSTICS GAME NOTES

2022 ROSTER

ALPHABETICAL

No.	NAME	POS	H	DOB	EXP	SCHOOL/COUNTRY	PRONUNCIATION
7	Ariel Atkins	G	5-8	07/30/96	4	Texas	AIR-ee-ul
0	Shakira Austin	C	6-5	07/25/00	R	Ole Miss	
22	Alysha Clark	F	5-11	07/07/87	9	Middle Tennessee	
9	Natasha Cloud	G	5-9	02/22/92	6	St. Joe's	
11	Elena Delle Donne	F	6-5	09/05/89	8	Delaware	DELL-eh-DONN
21	Tianna Hawkins	F	6-3	03/02/91	8	Maryland	
2	Myisha Hines-Allen	F	6-1	05/30/96	4	Louisville	My-ee-shah
13	Rui Machida	G	5-4	03/08/93	R	Japan	ROO-ee / maa-CHEE-da
32	Shatori Walker-Kimbrough	G	5-9	05/18/95	5	Maryland	
4	Evina Westbrook	G	6-0	09/28/98	R	UConn	ee-VEE-na
1	Elizabeth Williams	C/F	6-3	06/23/93	7	Duke	

 [Pronunciation Guide](#)

COACHING STAFF

HEAD COACH Mike Thibault (St. Martin's)
 ASSOCIATE HEAD COACH Eric Thibault (Missouri)
 ASSISTANT COACHES Shelley Patterson (Washington St.), LaToya Sanders (North Carolina)
 HEAD ATHLETIC TRAINER..... Christina Kennedy (Cortland University, BS / Seaton Hall MS)
 HEAD OF ATHLETE REHABILITATION Kala Flagg (Howard)

Pronunciation

Thibault tee-bow
 Kala..... kaa-luh

NUMERICAL

0.....Austin	11... Delle Donne
1.....Williams	13..... Machida
2..... Hines-Allen	21.....Hawkins
4.....Westbrook	22..... Clark
7..... Atkins	32... Walker-Kimbrough
9..... Cloud	

WASHINGTON MYSTICS GAME NOTES



TONIGHT'S OPPONENT

2022 Regular Season Matchups

DATE	LOCATION	TIME/RESULT	MYSTICS LEADERS			DREAM LEADERS		
			PTS	REB	AST	PTS	REB	AST
5/20	Atlanta, GA	W, 78-73	Atkins (18)	Austin (7)	Cloud (5)	Howard (21)	Coffey (10)	Three Tied (2)
5/24	Washington, D.C.	W, 70-50	Delle Donne (15)	Austin (7)	Cloud (7)	McDonald (10)	Wallace + Parker (7)	Wheeler (4)
6/28	Washington, D.C.	W, 92-74	Cloud (18)	Austin (7)	Machida (5)	Durr (13)	Two Tied (5)	Durr (4)
7/6	Atlanta, GA	7:00 p.m.	-	-	-	-	-	-

ALL-TIME SERIES

	RECORD	STREAK	LAST WIN	LAST LOSS
OVERALL	29-24	WON FIVE	JUNE 28, 2022 (92-74)	JUN. 13, 2021 (101-78)
HOME	18-10	WON EIGHT	JUNE 28, 2022 (92-74)	JUL. 18, 2018 (106-89)
AWAY	11-14	WON ONE	MAY 20, 2022 (78-73)	JUN. 13, 2021 (101-78)

ALL-TIME SERIES FACTS

MYSTICS

30, June 18, 2016 (95-65)

100, July 19, 2017

58, Aug. 18, 2013

LARGEST MARGIN OF VICTORY

MOST POINTS

LOW POINTS

DREAM

25, Sep. 9, 2012 (93-68)

106, Jul. 11, 2018

50, May 24, 2022

SERIES NOTES

- The Mystics held the Dream to 50 points in their 70-50 win on May 24. This ranks as the lowest amount of points allowed by Washington against Atlanta in series history (previously 61, 6/20/08).
- Washington is now on a eight-game home win streak over Atlanta, the longest such streak in series history.
- The Mystics have now won 11 of the last 12 games against the Dream.
- Ariel Atkins' 32 points scored against the Dream last season (6/17/21) are the most scored by a Mystics player against Atlanta in series history.
- The Mystics have claimed victory in three-consecutive season series against Atlanta (2019-21), posting a 7-1 record during that time.

PREVIOUS MEETING

June 28, 2022
Mystics 92, Dream 74

AP-- Natasha Cloud scored 18 points, Ariel Atkins added 15 and the Washington Mystics made 15 3-pointers in a 92-74 victory over the Atlanta Dream on Tuesday night. Washington was 8 of 12 from 3-point range in the first half to help build a 52-32 lead. Atkins and Cloud each made three 3-pointers in the first half, while Atlanta was just 3 of 11. Cloud, who did not play in the fourth quarter, finished 4 of 5 from distance. Atkins was 4 of 6 as Washington shot 60% (15 of 25) from 3-point range. Elena Delle Donne and Myisha Hines-Allen each had 11 points for Washington (13-9). Shatori Walker-Kimbrough added nine points on three 3-pointers. AD Durr scored 13 points and rookie Naz Hillmon added a season-high 11 for Atlanta (8-11). Rookie Rhyne Howard, who was selected as a reserve for the WNBA All-Star Game, was held to five points on 2-of-14 shooting. The WNBA record for 3s is 18 in a game, shared by the Mystics, Las Vegas and Seattle.

HOW THEY MATCH UP

MYSTICS

79.3..... PPG	78.3
75.9..... OPP. PPG	79.2
.435..... FG%	.416
.430..... OPP. FG%	.408
.341..... 3PG FG%	.351
.761..... FT%	.786
35.1..... RPG	35.9
20.6..... APG	17.1
7.8..... STL	8.5
14.3..... TO	17.0

DREAM

WNBA RANKINGS

MYSTICS

8..... PTS	10
6..... FGM	8
7..... FGA	3
7..... FG%	11
6..... 3PM	7
6..... 3PA	7
8..... 3PT%	5
10..... FTM	9
10..... FTA	8
11..... FT%	6
6..... OREB	5
6..... DREB	4
6..... REB	4
4..... AST	12
4..... TO	12
5..... STL	4
8..... BLK	9
6..... BLKA	12
3..... PF	11
9..... PFD	7
6..... PTS OFF TO	5
6..... 2ND PTS	5
12..... FBPS	6
6..... PTP	11

WASHINGTON MYSTICS GAME NOTES

MYSTICS 2022 AVERAGES

Through July 3 (13-10)

WASHINGTON MYSTICS

2022 REGULAR SEASON STATISTICS

PLAYER				-FIELD GOALS-			-3-POINT FG--			-FREE THROWS-			--REBOUNDS--			PF	DQ	STL	TO	BLK	PTS	AVG	
	G	GS	MIN	FG	FGA	PCT	FG	FGA	PCT	FT	FTA	PCT	OFF	DEF	TOT								
Delle Donne	14	14	378	80	173	.462	20	53	.377	34	39	.872	17	66	83	29	22	0	8	15	17	214	15.3
Atkins	23	23	692	123	289	.426	49	128	.383	54	64	.844	25	54	79	59	63	2	34	33	5	349	15.2
Cloud	21	21	670	76	191	.398	28	92	.304	45	58	.776	12	63	75	152	32	0	23	61	6	225	10.7
Clark	16	16	405	60	120	.500	20	59	.339	11	12	.917	15	60	75	34	29	0	17	20	4	151	9.4
Austin	23	19	498	80	145	.552	0	1	.000	39	61	.639	40	106	146	19	51	0	15	32	19	199	8.7
Hines-Allen	23	13	442	72	181	.398	18	52	.346	17	28	.607	28	90	118	51	37	0	14	42	6	179	7.8
Walker-Kimbrough	22	3	446	46	125	.368	16	49	.327	34	37	.919	4	39	43	29	28	0	23	25	4	142	6.5
Williams	17	0	286	44	93	.473	0	0	---	18	32	.563	25	46	71	9	30	0	11	12	15	106	6.2
Benzan	3	0	27	5	9	.556	5	7	.714	3	4	.750	1	1	2	1	7	0	0	2	1	18	6.0
Burke	16	4	222	33	74	.446	11	32	.344	10	17	.588	8	27	35	7	17	0	16	8	4	87	5.4
Hawkins	19	0	259	36	89	.404	10	40	.250	16	17	.941	11	36	47	18	33	0	9	26	2	98	5.2
Westbrook (TOT)	15	2	184	15	46	.326	3	16	.188	6	9	.667	1	19	20	23	17	0	7	14	6	39	2.6
Westbrook (WAS)	1	0	11	1	2	.500	1	2	.500	0	0	---	0	0	0	3	3	0	1	2	0	3	3.0
Jones	3	0	19	3	7	.429	1	2	.500	0	0	---	1	1	2	1	4	0	1	0	0	7	2.3
Machida	23	2	321	19	61	.311	6	25	.240	3	4	.750	4	27	31	61	16	0	8	30	2	47	2.0
MYSTICS	23	-	4675	678	1559	.435	185	542	.341	284	373	.761	191	616	807	473	372	2	180	329	85	1825	79.3
OPPONENTS	23	-	4675	652	1515	.430	172	512	.336	270	358	.754	168	619	787	432	395	6	179	365	89	1746	75.9

PLAYER	-- SINGLE-GAME HIGHS --							----- AVERAGE PER GAME -----							-CAREER HIGHS (C=SET, T=TIED THIS SEASON)-						
	MIN	REB	AST	ST	TO	BL	PTS	MIN	REB	AST	STL	TO	BLK	PTS	FG	FGA	FT	FTA	REB	AST	PTS
Delle Donne	36	10	4	3	3	5	21	27.0	5.9	2.1	0.57	1.1	1.21	15.3	14	27	19	19	16	7	45
Atkins	38	8	6	4	4	1	28	30.1	3.4	2.6	1.48	1.4	0.22	15.2	8C	18C	7C	8C	7C	5C	26C
Cloud	43	6	13	3	6	1	19	31.9	3.6	7.2	1.10	2.9	0.29	10.7	9	18	9C	10C	9	13C	26
Clark	41	8	5	4	5	1	20	25.3	4.7	2.1	1.06	1.3	0.25	9.4	9	14	8	8	10	7	23
Austin	35	13	3	3	4	2	20	21.6	6.3	0.8	0.65	1.4	0.83	8.7	9C	11C	5C	8C	13C	3C	20C
Hines-Allen	35	13	8	3	6	2	18	19.2	5.1	2.2	0.61	1.8	0.26	7.8	13	23	9	10	17	8T	35
Walker-Kimbrough	35	5	4	3	3	1	11	20.3	2.0	1.3	1.05	1.1	0.18	6.5	7	18	8	8	8	5	24
Williams	25	15	3	2	2	6	12	16.8	4.2	0.5	0.65	0.7	0.88	6.2	11	16	9	12	16	6	22
Benzan	15	2	1	0	1	1	12	8.9	0.7	0.3	0.00	0.7	0.33	6.0	3C	5C	3C	4C	2C	1C	12C
Burke	29	6	1	3	3	1	13	13.9	2.2	0.4	1.00	0.5	0.25	5.4	7	13	7	9	6T	4	23
Hawkins	24	6	3	2	5	1	21	13.6	2.5	0.9	0.47	1.4	0.11	5.2	11	17	7	8	12	5	24
Westbrook (TOT)	24	3	5	2	3	2	5	12.3	1.3	1.5	0.47	0.9	0.40	2.6	2C	7C	3C	4C	3C	5C	5C
Westbrook (WAS)	11	0	3	1	2	0	3	11.4	0.0	3.0	1.00	2.0	0.00	3.0							
Jones	16	1	1	1	0	0	5	6.2	0.7	0.3	0.33	0.0	0.00	2.3	2T	7	2	2	5	1T	5T
Machida	31	4	9	2	4	1	9	13.9	1.3	2.7	0.35	1.3	0.09	2.0	4C	8C	2C	2C	4C	9C	9C
MYSTICS	225	44	24	11	21	9	92	203.3	35.1	20.6	7.83	14.3	3.70	79.3	45	89	42	55	52	33	118
OPPONENTS	225	43	29	17	25	8	99	203.3	34.2	18.8	7.78	15.9	3.87	75.9	41	97	40	51	52	31	110

COMMISSIONERS CUP



The WNBA Commissioner's Cup presented by Coinbase returns for its second season in 2022. The in-season tournament pits each team against their five conference rivals during the first half of the regular season as they compete for a spot in the Championship Game. The team from each conference with the top record in Cup games will compete for a prize pool of half a million dollars in the Commissioner's Cup Championship Game on Tuesday, July 26.

For Washington, the first home and away game of the 2022 season against Atlanta, Chicago, Connecticut, Indiana and New York count towards the Cup Standings, which will take place between May 6 and July 7. The Seattle Storm took home the inaugural Commissioner's Cup in 2021, defeating the Connecticut Sun 79-57.

WASHINGTON MYSTICS GAME NOTES

WHAT TO WATCH FOR IN 2022

Team

- Washington looks to make the playoffs for the ninth time under Head Coach Mike Thibault's tutelage. Since Thibault has been at the helm (2013), the Mystics have not reached the postseason only twice (2016, 2021).
- Head Coach Mike Thibault (370) looks to reach 375 career wins. Thibault is the winningest coach in WNBA history and has totaled 164 wins with the franchise.
- The 2022 WNBA season marks the 25th Anniversary for the Washington Mystics. Chartered in 1997, the Mystics are one of the first WNBA expansion franchises to be established and the longest tenured continuously operating women's professional sports team in Washington, D.C.
- Washington will appear on national TV (ABC, CBSSN, ESPN2, ESPN3, NBATV) 18 times this season.
- Washington has nine afternoon games this season, with five of the nine games having a 3:00 p.m. tip-time.
- Washington looks to total at least 20 wins. Since 2018, Washington, Connecticut, Las Vegas and Seattle are the only teams to have multiple 20-plus win seasons.
- The Mystics look to attempt 20+ three-pointers per game for the sixth-consecutive season. Last season, Washington attempted a franchise-high 27.4 three-pointers per game.
- Washington will look to build upon their three-pointers made per game (9.0) and three-point field goal percentage (.328) which both rank second in franchise history only behind the 2019 season.
- The Mystics will look to dish out 18+ assists per game for the fourth-consecutive season. Washington is one-of-five teams in the league who have compiled three-straight 18+ assist per game seasons.
- Washington looks to average 80 or more points per game for the sixth time over the last seven seasons.

Elena Delle Donne

- Elena Delle Donne looks to finish top-five in points for the sixth time since the 2015 season. Delle Donne ranked second in points (19.5) during the 2019 season.
- Delle Donne looks to shoot at least .500 percent from the field and .400 percent from three-point range (min. 3 PTA per game) for the second time in her career after doing so during the 2019 campaign.
- For the fourth time in her career, Delle Donne will look to total at least 500 points and 200 rebounds in a single season.
- Delle Donne (1,946) needs 54 points to become the sixth player in franchise history to score 2,000 points.

Natasha Cloud

- Natasha Cloud looks to build upon her career-best and franchise record 6.4 assists per game recorded last season.
- Cloud looks to total 150 or more assists for the third consecutive season. Cloud's 189 assists in 2019 were the most recorded in a single season in franchise history and her 938 career assists rank as the most in franchise history.
- Cloud looks to average 5.0 assists per game for the third-consecutive season. Cloud could become the only player in franchise history to average five-plus assists in three or more seasons (min. 20 GP).

Ariel Atkins

- Ariel Atkins looks to continue to improve her scoring average for the third consecutive season, after averaging a career-best 16.2 points per game.
- Atkins (1,828) could become the sixth player in franchise history to eclipse 2,000 career points with the franchise.
- Atkins (207) recorded her 200th career steal this season, becoming only the seventh player in franchise history to do so. [6/21 at LAS]
- Atkins looks to notch 40+ steals for a fourth-straight season. Atkins is the only player in the league to tally 40+ steals in three-consecutive seasons (2019-21).

Myisha Hines-Allen

- Myisha Hines-Allen looks to average at least 12.0 points and 7.0 rebounds per game for the third consecutive season. Hines-Allen is one-of-eight players in the WNBA to average 12+ points and 7+ rebounds since 2019.
- Hines-Allen (938) looking to eclipse 1,000 points for her career.
- Hines-Allen (566) recorded her 500th career rebound, becoming the 19th player in franchise history to do so. [6/5 at CHI]

Alysha Clark

- Alysha Clark (2,037) recorded her 2000th career point [6/23 at Seattle]
- Clark (1003) recorded her 1000th career rebound [7/3 at CON]
- Clark to build upon career-highs in field goal percentage (.558) and three-point percentage (.522) recorded during the 2020 season. Clark has finished with a FG% of .500-or-better four times in her nine-year career.

Tianna Hawkins

- Tianna Hawkins will look to climb the Mystics' all-time points scored leader board. Hawkins currently ranks 20th in franchise history with 1,226 points in a Mystics uniform.
- Hawkins will look to build on her .466 career field goal percentage with Washington which ranks as the sixth highest in franchise history.
- Hawkins (648) surpassed Kia Vaughn (614, 2013-16) for the 11th-most rebounds in Mystics history [on 5/17 at DAL].

WASHINGTON MYSTICS GAME NOTES

2022 NOTES

Sharing the Ball

- Washington is averaging 20.6 assists per game, fourth most in the WNBA. The Mystics hold an assist percentage of 69.8% (fourth) and an assist ratio of 18.4, third best in the WNBA.
- The Mystics' 20.6 assists are the most the team has averaged since 2019 (21.9) and is currently the second most in franchise history.
- The Mystics have recorded 20+ assists 15 times this season, tied for the second most 20+ assists games by a team this season.
- Since the 2018 season, Washington has total 74 games of 20+ assists, the fifth most in that time span.

20+ Assist Games - 2022	
Sky	17
Mystics	15
Storm	15
Lynx	13
Three Tied	11

9's Dishing Dimes

- Natasha Cloud's 23 five-plus assists game streak ended on 6/28, marking the third longest streak in league history. Cloud's three assists on 6/28 marked a season low and the only time she has not totaled five or more assists in a game this season.
- Cloud totaled her fourth 10+ assist game of the season and her 11th career 10+ assist game on 6/23. Since the 2019 season, she has totaled nine 10+ assist games - the second most in the league.
- Cloud is averaging a career-best 7.2 assists per game, the most in the WNBA.

5+ Assist Game Streaks	
Courtney Vandersloot	40
Courtney Vandersloot	25
Natasha Cloud	23

7+ Assist Games Since 2021 Season	
C. Vandersloot	30
N. Cloud	26
S. Ionescu	22
S. Bird	18

Players That Have Totaled 550+ AST Since 2018		
Player	Ast Total	Games
Courtney Vandersloot	1182	137
Chelsea Gray	801	142
Natasha Cloud	641	109
Skylar Diggins-Smith	566	107
Jasmine Thomas	550	122

Triple A

- Ariel Atkins has connected on 49 three-point makes this season, seventh most in the WNBA. Atkins is currently averaging 2.0 three-pointers on .371 shooting from long distance. On 5/22 vs. Chicago, Atkins passed Alana Beard for second in franchise three-point makes. Atkins is the youngest player in Mystics history to reach 200 three-point makes.

Mystics 3PM Leaders	
Ivory Latta	308
Ariel Atkins	256
Alana Beard	220

Youngest Players To Reach 220+ 3PM	
D. Taurasi	24y, 55d
M. Moore	24y, 349d
L. Jackson	25y, 35d
K. Mitchell	25y, 203d
S. Bird	25y, 221d
A. Atkins	25y, 296d

Longest Mystics 3PM Game Streaks	
Ivory Latta	66
Ariel Atkins	19
Ariel Atkins	17

- Atkins is one of five players to have totaled at least 45 three-pointers on the season and shoot 37% or better from three-point range.

4000 For EDD

- On 5/24 vs. Atlanta, Elena Delle Donne scored her 4000th career point, becoming the 40th player in the WNBA to reach 4000 points. Delle Donne is the second quickest to 4000 career points.

Fastest to 4000 Points - WNBA	
Diana Taurasi	197
Elena Delle Donne	199
Angel McCoughtry	206
Cappie Pondexter	208

She's Back

- Elena Delle Donne is averaging 15.3 points, 5.9 rebounds and 2.2 assists on .462 shooting from the field and .377 shooting from three-point range. She joins Nneka Ogumike (LAS) as the only players to average at least 15 points and five rebounds on .450 or better shooting from the field and shoot a .370 clip from three-point range [min. 1 3PA].

Player Seasons Averaging 15+ PTS, 5+ REB, 45.0+ FG% and 37.0+ 3P%		
Player	Seasons	Years
Elena Delle Donne	5	2016-19, 2022
Lauren Jackson	4	2004, 2006-07, 2009
Four Tied	2	

*Min 30 3PA

- On 6/25 at LVA, Delle Donne became the second player in franchise history to compile 15+ points, 10+ rebounds and 5+ blocks in a single game for the Mystics.

HEAD COACH MIKE THIBAULT

Mike Thibault was named the head coach/general manager of the team on December 18, 2012. Under his tutelage, Washington has made the playoffs all but twice (2016, 2021). The winningest coach in WNBA history, Thibault has led Washington to the playoffs to seven total postseason appearances and in four of the last five seasons.

2013*	17-17	(.500)
2014*	16-18	(.471)
2015*	18-16	(.529)
2016	13-20	(.394)
2017*	18-16	(.529)
2018*	22-12	(.647)
2019*	26-8	(.765)
2020*	9-13	(.409)
2021	12-19	(.387)
2022	13-10	(.565)
TOTAL	164-151	(.521)
CAREER	370-285	(.565)

* denotes playoff appearance

WASHINGTON MYSTICS GAME NOTES

2022 NOTES

Rookie Moves

- Austin has recorded five-plus rebounds in 18 games, the most amongst rookies. She totaled five-plus rebounds in 11 consecutive games [ended 7/3 at CON], the longest streak by a rookie since Imani McGee-Stafford [12 games, 7/8/16 to 9/7/16].
- Austin's 18 games is the fourth most by a Mystics rookie.
- Austin currently ranks fourth in the WNBA in field goal percentage (55.2%) and first amongst rookies.

Top FG% By a Mystics Rookie [min. 75 minutes played]

Crystal Langhorne	62.4%	2008
Shakira Austin	55.2%	2022
Zane Tamane	53.8%	2006
Alessandra Santos de Oliveira	51.6%	1998

- Austin has totaled 199 points and 146 rebounds on the season, the first Mystics rookie to total at least 100 points and 100 rebounds since Stefanie Dolson (2014).

Rookies to Total 150 Points and 100 Rebounds, 2022

Name	Pts	Reb
NaLyssa Smith	230	148
Shakira Austin	199	146
Queen Egbo	168	152

D-FENCE

- Washington is holding opponents to 75.9 points per game, the fewest in the league. This marks the fewest opponent points per game since the 2015 season, when Washington held their opposition to 71.2 points.
- Opponents are shooting 43.0% from the field against Washington (fourth in the WNBA), the lowest opponent FG% since 2019 when Mystics opponents shot 43.0%.
- Washington currently ranks second in defensive rating (95.5)
- The Mystics are averaging 16.2 personal fouls per game, the third fewest in the league. Washington opponents are averaging 15.5 free-throw attempts per game (third fewest in the WNBA).

Mystics Op. PPG Since 2010

2015	71.2
2010	73.3
2022	75.9

Mystics DEF RTG Since 2018

2022	95.5
2021	104.4
2020	102.2
2019	98.1
2018	103.5

Ring It Up

- In Washington's 13 wins this season the team holds a win margin of 12.0 points, second largest in the WNBA [min. 10 wins].

10+ Point Wins, 2022

Washington	9
Connecticut	8
Las Vegas	7
Dallas/Seattle	6

All Hustle

- Washington is forcing opponents into 15.9 turnovers per game, fifth most in the WNBA. The Mystics are averaging 16.0 points off opponent turnovers (sixth in WNBA).
- Ariel Atkins is averaging 4.3 points off turnovers, third most in the WNBA. Last season (2021), Atkins led the league in points off turnovers (4.2).

WAS Opp TO Last Three Seasons

2022	15.9
2021	14.3
2020	15.6

Miscellaneous

- Washington currently ranks second in defensive (95.5) rating and eighth in offensive (99.5). The Mystics have never finished a season ranking top five in both categories.
- Washington ranks top-five in opponent points off turnovers (15.2; fifth), opponent second chance points (9.8; fifth) and opponent points in the paint (29.9; second). The Mystics also rank seventh in opponent fast break points (10.0). Washington joins the Aces and Dream as the only teams to rank top five at least three of the all four categories.

All About Ariel

- Atkins has totaled 21 10+ point games this season, first amongst Mystics player and tied for the most double-figuring scoring games by a player this season.

10+ PT Games By Guards, 2022

Ariel Atkins	21
Kelsey Plum	21
Skylar Diggins-Smith	20
Diamond DeShields	19
Three Tied	18

10+ PT Games By Mystics Player, 2018-2022

Ariel Atkins	98
Elena Delle Donne	68
Natasha Cloud	45
Myisha Hines-Allen	43

75 or Less

- The Mystics have held their opponent to 75 or fewer points in 12 games this season (the most in the league), posting a 10-2 record in those games.

Opponent 75 Pts or Less Games, 2022

Washington	12
Seattle	10
Connecticut	10
Atlanta	9
Chicago	7

Leading Scorer

- Delle Done leads the Mystics in scoring, averaging 15.3 points per game. She has totaled 18+ points in six games this season and 20+ points three times. Since joining the Mystics in 2017, she has totaled 50 20+ point games - with the team posting a 39-11 record (.780) in those games.
- Delle Donne recorded her 72nd 15+ point game with the Mystics on 6/25 at LVA, the fourth most games in franchise history.

Mystics W/L Record When EDD Plays

2022	10-4 (.714)
Overall	71-31 (.696)

* Reflects Regular Season

All-Star Atkins

- On 6/28 it was announced that Ariel Atkins was named a All-Star reserve. This marks her second career All-Star appearance, becoming one of eight Mystics players to be named to an All-Star more than once with the team.
- Atkins has continued to improve every season, and joins Chelsea Gray, Nneka Ogwumike and Courtney Vandersloot as the only players to average at least 10.0 points and one steal per game on .400 or better shooting in every season since 2018.

WASHINGTON MYSTICS GAME NOTES



#7 ARIEL ATKINS

GUARD

AGE: 25

HT: 5-8

WT: 167

FROM: TEXAS

5th WNBA Season/5th with team

2022 SEASON HIGHLIGHTS

- Reached her 1500 career point on 5/8 at MIN
- Has scored in double figures in 21 games
- Moved into second in franchise 3PM

2021 SEASON HIGHLIGHTS

- Nine 20+ point game
- Totaled 3+ three-pointers in a game 11 times
- Recorded first career 30+ point game on 6/17 vs. ATL
- Scored 15+ points in 10 consecutive games (5/21-6/19)
- Named to the All-Defensive Second Team

FUN FACTS

- From Dallas, Texas
- Member of the 2018 WNBA All-Rookie Team
- Four-time All-Defensive Second Team selection
- Won a gold medal at the 2020 Tokyo Olympics
- Was named a 2021 WNBA All-Star

		LAST 5 GAMES																			
MATCH UP	W/L	MIN	PTS	FGM	FGA	FG%	3PM	3PA	3P%	FTM	FTA	FT%	OR	DR	REB	AST	TOV	STL	BLK	PF	+/-
6/21 AT LAS	L	29	22	7	15	46.7	3	7	42.9	5	5	100	2	1	3	0	2	3	0	2	5
6/23 AT SEA	L	29	11	5	18	27.8	1	10	10.0	0	0	---	3	2	5	1	0	1	0	1	-15
6/25 AT LVA	W	38	15	5	16	31.3	3	9	33.3	2	2	100	0	5	5	4	4	3	1	4	9
6/28 VS. ATL	W	23	15	5	8	62.5	4	6	66.7	1	1	100	1	1	2	3	1	0	0	3	30
7/3 AT CON	L	36	18	7	13	53.8	2	6	33.3	2	2	100	0	2	2	4	2	4	0	4	-6
SEASON AVERAGES		30.1	15.2	5.3	12.6	42.6	2.1	5.6	38.3	2.3	2.8	84.4	1.1	2.3	3.4	2.6	1.4	1.4	0.2	2.7	5.7

CAREER HIGHS

Minutes.....	42, Sept. 6, 2020 vs. Dallas	Defensive Rebounds	6, Aug. 21, 2020 at Dallas
Field Goals.....	10, June 17, 2021 vs. Atlanta (two times)	Rebounds.....	9, Aug. 21, 2020 at Dallas
Field Goal Attempts	21, September 4, 2021 at Minnesota	Assists.....	7, June 24, 2021 at Los Angeles
Three-Point Field Goals	5, Sept. 17, 2021 at New York (seven times)	Steals.....	5, Sept. 12, 2020 at New York (four times)
Three-Point Attempts.....	13, Sept. 17, 2021, at New York	Turnovers.....	4, June 25, 2022, at Las Vegas (eight times)
Free Throws.....	9, June 17, 2021 vs. Atlanta	Blocked Shots	3, July 7, 2019 at Los Angeles (two times)
Free Throw Attempts.....	10, June 17, 2021 vs. Atlanta	Points	32, June 17, 2021 vs. Atlanta
Offensive Rebounds	5, July 13, 2018 vs. Chicago		



#0 SHAKIRA AUSTIN

CENTER

AGE: 21

HT: 6-5

WT: 190

FROM: OLE MISS

Rookie Season

2022 SEASON

- Recorded first career double-double on 5/8 at MIN
- Two double-doubles on the season
- Has scored in double figures eight times
- Started 19 times this season

FUN FACTS

- Was an AP Honorable Mention All-America ... USBC Honorable Mention All-America ... WCBA Honorable Mention All-America ... First-Team All SEC ... Eighth Rebel to earn consecutive First-Team All-SEC honors... Gillom Trophy Award Winner
- At Ole Miss started in all 32 games, finishing the season averaging 15.2 points, 9.0 rebounds, 2.1 blocks, 1.2 steals per game while shooting at a .463 clip from the field

LAST 5 GAMES																					
MATCH UP	W/L	MIN	PTS	FGM	FGA	FG%	3PM	3PA	3P%	FTM	FTA	FT%	OR	DR	REB	AST	TOV	STL	BLK	PF	+/-
6/21 AT LAS	L	21	4	2	8	25.0	0	0	---	0	0	---	3	3	6	2	0	0	1	3	3
6/23 AT SEA	L	20	8	2	5	40.0	0	0	---	4	6	66.7	4	5	9	1	2	0	0	2	-4
6/25 AT LVA	W	24	6	3	4	75.0	0	0	---	0	3	0.0	1	4	5	1	3	1	0	3	1
6/28 VS. ATL	W	22	9	3	5	60.0	0	0	---	3	5	60.0	1	6	7	2	2	1	1	2	7
7/3 AT CON	L	29	13	4	6	66.7	0	0	---	5	8	62.5	1	2	3	2	2	0	1	2	-6
SEASON AVERAGES		21.6	8.7	3.5	6.3	55.2	0.0	0.0	0.0	1.7	2.7	63.9	1.7	4.6	6.3	0.8	1.4	0.7	0.8	2.2	4.9

CAREER HIGHS

Minutes.....	35, May 8, 2022, at Minnesota	Defensive Rebounds	9, June 14, 2022 vs. Phoenix (two times)
Field Goals.....	9, May 17, 2022, at Dallas	Rebounds.....	13, June 10, 2022, at Minnesota
Field Goal Attempts	11, June 14, 2022 vs. Phoenix (three times)	Assists.....	3, May 22, 2022, vs. Chicago
Three-Point Field Goals	1, June 14, 2022 vs. Phoenix	Steals.....	3, May 20, 2022, at Atlanta
Three-Point Attempts.....	5, July 3, 2022, at Connecticut	Turnovers.....	4, May 28, 2022, at Connecticut
Free Throws.....	8, July 3, 2022, at Connecticut	Blocked Shots	2, June 8, 2022, vs. Chicago (three times)
Free Throw Attempts.....	4, June 23, 2022, at Seattle (three times)	Points	20, May 17, 2022, at Dallas
Offensive Rebounds			

WASHINGTON MYSTICS GAME NOTES



#22 ALYSHA CLARK

GUARD

AGE: 34

HT: 5-11

WT: 167

FROM: MIDDLE TENNESSEE

[@Alysha_Clark](#)

10th WNBA Season/1st with team

2022 SEASON HIGHLIGHTS

- Made Mystics debut on 5/13 vs. Dallas
- Scored her 2000+ career point on 6/23 at SEA

2021 SEASON HIGHLIGHTS

- Missed the 2021 season due to a foot injury

FUN FACTS

- Two-time WNBA champion (2018, 2020)
- Unanimous selection to 2020 WNBA All-Defensive First Team
- Has a dog named Sly
- An aspiring chef

		LAST 5 GAMES																			
MATCH UP	W/L	MIN	PTS	FGM	FGA	FG%	3PM	3PA	3P%	FTM	FTA	FT%	OR	DR	REB	AST	TOV	STL	BLK	PF	+/-
6/21 AT LAS	L	24	7	3	7	42.9	1	2	50.0	0	0	---	1	1	2	1	0	2	1	1	7
6/23 AT SEA	L	29	11	5	9	55.6	1	3	33.3	0	0	---	1	7	8	4	1	1	0	2	-2
6/25 AT LVA	W	41	20	8	11	72.7	4	6	66.7	0	0	---	0	8	8	1	3	4	0	3	-2
6/28 VS. ATL	W	20	3	1	6	16.7	1	3	33.3	0	0	---	1	1	2	3	0	0	0	1	17
7/3 AT CON	L	38	13	5	9	55.6	1	5	20.0	2	2	100	1	6	7	1	5	2	1	1	-3
SEASON AVERAGES		25.3	9.4	3.8	7.5	50.0	1.3	3.7	33.9	0.7	0.8	91.7	0.9	3.8	4.7	2.1	1.3	1.1	0.3	1.8	3.1

CAREER HIGHS

Minutes.....41, June 25, 2022, Washington at Las Vegas
 Field Goals.....9, September 1, 2017, Seattle at Washington (two times)
 Field Goal Attempts.....14, July 23, 2019, Seattle at Las Vegas
 Three-Point Field Goals.....4, June 25, 2022, Washington at Las Vegas (three times)
 Three-Point Attempts.....7, June 23, 2019, Seattle vs. Indiana (three times)
 Free Throws.....8, June 7, 2018, Seattle at Los Angeles
 Free Throw Attempts.....8, June 7, 2018, Seattle at Los Angeles (three times)
 Offensive Rebounds.....6, June 10, 2018, Seattle vs. Atlanta

Defensive Rebounds.....9, August 8, 2017, Seattle at Connecticut
 Rebounds.....10, June 10, 2019, Seattle at Las Angeles (two times)
 Assists.....7, September 4, 2016, Seattle at Atlanta
 Steals.....5, June 7, 2018, Seattle at Los Angeles
 Turnovers.....5, July 3, 2022, Washington at Connecticut (two times)
 Blocked Shots.....4, June 9, 2018, Seattle at Chicago
 Points.....23, June 5, 2016, Seattle vs. New York



#9 NATASHA CLOUD

GUARD

AGE: 30

HT: 5-9

WT: 160

FROM: ST. JOES

[@T_Cloud4](#)

7th WNBA Season/7th with team

2022 SEASON HIGHLIGHTS

- Missed two games due to health & safety protocols
- Recorded 23 consecutive games of 5+ assists, third longest in WNBA

2021 SEASON HIGHLIGHTS

- Seven or more assists in 14 games
- Totaled 10+ assists four times (6/5, 6/17, 7/10, 8/15, 8/31)
- Scored her 1000th career point on 6/8 vs. MIN

FUN FACTS

- Daughter of Sharon and Emil Cloud
- Majored in communication studies
- Named to the 2019 All-Defensive second team

LAST 5 GAMES																					
MATCH UP	W/L	MIN	PTS	FGM	FGA	FG%	3PM	3PA	3P%	FTM	FTA	FT%	OR	DR	REB	AST	TOV	STL	BLK	PF	+/-
6/21 AT LAS	L	33	13	4	6	66.7	3	3	100	2	7	28.6	2	1	3	13	4	3	0	2	3
6/23 AT SEA	L	30	3	1	4	25.0	1	4	25.0	0	0	---	1	2	3	8	2	1	1	0	-19
6/25 AT LVA	W	37	16	5	10	50.0	1	6	16.7	5	6	83.3	1	3	4	10	3	1	0	3	7
6/28 VS. ATL	W	25	18	6	7	85.7	4	5	80.0	2	4	50.0	0	2	2	3	3	1	1	2	24
7/3 AT CON	L	43	6	2	9	22.2	0	3	0.0	2	2	100	1	3	4	6	5	1	1	1	-4
SEASON AVERAGES		31.9	10.7	3.6	9.1	39.8	1.3	4.4	30.4	2.1	2.8	77.6	0.6	3.0	3.6	7.2	2.9	1.1	0.3	1.5	4.4

CAREER HIGHS

Minutes.....39, July 19, 2019, Washington at Indiana
 Field Goals.....9, July 7, 2019 Washington at New York
 Field Goal Attempts.....18, July 7, 2018, Washington vs. Minnesota
 Three-Point Field Goals.....5, June 24, 2016, Washington vs. Phoenix
 Three-Point Attempts.....11, July 13, 2019, Washington vs. Las Vegas
 Free Throws.....9, May 20, 2022, Washington at Atlanta
 Free Throw Attempts.....10, May 20, 2022, Washington at Atlanta
 Offensive Rebounds.....2, May 15, 2021, Washington vs. Chicago (four times)

Defensive Rebounds.....9, June 17, 2021, Washington vs. Atlanta
 Rebounds.....9, June 17, 2021, Washington vs. Atlanta
 Assists.....13, June 21, 2022, Washington at Los Angeles
 Steals.....6, June 8, 2021, Washington vs. Minnesota
 Turnovers.....8, August 11, 2019, Washington at Minnesota
 Blocked Shots.....2, May 25, 2019, Washington at Connecticut
 Points.....26, July 7, 2019, Washington at New York

WASHINGTON MYSTICS GAME NOTES



#11 ELENA DELLE DONNE

FORWARD

AGE: 32

HT: 6-5

WT: 187

FROM: DELAWARE

@De1leDonne

9th WNBA Season/5th with team

2022 SEASON HIGHLIGHTS

- Recorded 4000th career point on 5/24
- Has missed nine games this season (back-rest)

2021 SEASON HIGHLIGHTS

- Made first appearance of the 2021 season on 8/22 vs. SEA

FUN FACTS

- Has two dogs, Rue and Rasta
- Selected 2nd overall in the 2013 WNBA Draft by Chicago
- An avid golfer
- The only WNBA player to qualify for and join the 50/40/90 club
- Two-time MVP

MATCH UP	LAST 5 GAMES																	
	W/L	MIN	PTS	FGM	FGA	FG%	3PM	3PA	3P%	FTM	FTA	FT%	OR	DR	REB	AST	TOV	STL
6/21 AT LAS																		
6/23 AT SEA	L	29	20	7	17	41.2	2	6	33.3	4	4	100	1	3	4	1	3	1
6/25 AT LVA	W	36	19	7	17	41.2	2	6	33.3	3	3	100	0	10	10	3	0	0
6/28 VS. ATL	W	19	11	3	8	37.5	0	1	0.0	5	6	83.3	2	3	5	1	0	0
7/3 AT CON																		
SEASON AVERAGES		27.0	15.3	5.7	12.4	46.2	1.4	3.8	37.7	2.4	2.8	87.2	1.2	4.7	5.9	2.1	1.1	0.6

CAREER HIGHS

Minutes.....	44, June 24, 2015, Chicago vs. Atlanta	Defensive Rebounds.....	14, July 31, 2018, Washington at Atlanta (two times)
Field Goals.....	14, July 30, 2019, Washington vs. Phoenix (two times)	Rebounds.....	16, July 31, 2018, Washington at Atlanta (two times)
Field Goal Attempts.....	27, July 1, 2016, Chicago vs. Washington	Assists.....	7, May 20, 2018, Washington vs. Indiana
Three-Point Field Goals.....	6, September 1, 2017, Washington vs. Seattle	Steals.....	4, June 15, 2018, Washington vs. Los Angeles (three times)
Three-Point Attempts.....	10, May 27, 2016, Chicago vs. San Antonio (three times)	Turnovers.....	5, June 24, 2015, Chicago vs. Atlanta
Free Throws.....	19, June 24, 2015, Chicago vs. Atlanta	Blocked Shots.....	6, June 24, 2015, Chicago vs. Atlanta
Free Throw Attempts.....	19, June 24, 2015, Chicago vs. Atlanta	Points.....	45, June 24, 2015, Chicago vs. Atlanta
Offensive Rebounds.....	6, June 6, 2014, Chicago vs. Los Angeles		



#21 TIANNA HAWKINS

FORWARD

AGE: 31

HT: 6-3

WT: 186

FROM: MARYLAND

@t_hawk21

9th WNBA Season/7th with team

2021 SEASON HIGHLIGHTS

- Appeared in 28 games with a career-most 8 starts for the Atlanta Dream
- Reached 100 career steals with one against Los Angeles (8/17)

FUN FACTS

- Won the inaugural season of Athletes Unlimited
- A member of the 2019 Mystics Championship team

MATCH UP	LAST 5 GAMES																	
	W/L	MIN	PTS	FGM	FGA	FG%	3PM	3PA	3P%	FTM	FTA	FT%	OR	DR	REB	AST	TOV	STL
6/21 AT LAS	L	17	3	1	5	20.0	1	2	50.0	0	0	---	0	3	3	2	0	0
6/23 AT SEA	L	11	3	1	4	25.0	1	2	50.0	0	0	---	1	3	4	0	0	0
6/25 AT LVA																		
6/28 VS. ATL	W	8	2	1	2	50.0	0	1	0.0	0	0	---	0	0	0	0	1	0
7/3 AT CON	L	16	7	3	5	60.0	1	1	100	0	0	---	2	1	3	0	0	0
SEASON AVERAGES		13.6	5.2	1.9	4.7	40.4	0.5	2.1	25.0	0.8	0.9	94.1	0.6	1.9	2.5	0.9	1.4	0.5

CAREER HIGHS

Minutes.....	35, May 29, 2018 at Seattle	Defensive Rebounds.....	9, May 30, 2018 at Phoenix (two times)
Field Goals.....	11, July 10, 2019 vs. Phoenix	Rebounds.....	12, May 30, 2018 at Phoenix
Field Goal Attempts.....	17, July 10, 2019 vs. Phoenix	Assists.....	5, Aug. 25, 2019 vs. New York
Three-Point Field Goals.....	4, Sept. 8, 2019 vs. Chicago	Steals.....	4, June 29, 2017 vs. New York
Three-Point Attempts.....	7, Aug. 15, 2020 vs. Las Vegas (four times)	Turnovers.....	5, June 8, 2022 vs. Chicago (three times)
Free Throws.....	7, July 14, 2017 at Indiana	Blocked Shots.....	3, June 13, 2018 at Connecticut
Free Throw Attempts.....	8, July 14, 2017 at Indiana	Points.....	24, Sept. 8, 2019 vs. Chicago
Offensive Rebounds.....	4, Aug. 15, 2020 vs. Las Vegas (five times)		

WASHINGTON MYSTICS GAME NOTES



#2 MYISHA HINES-ALLEN

FORWARD

AGE: 26

HT: 6-1

WT: 200

FROM: LOUISVILLE

[@Mooks_22](#)

5th WNBA Season/5th with team

2022 SEASON HIGHLIGHTS

- Scored a season-high 18 points on 6/12 vs. PHX
- One double-double on the season

2021 SEASON HIGHLIGHTS

- Missed the first three games of the season due to overseas commitments (5/15-5/21)
- Three double-doubles (three-consecutive dble-dble (5/25-6/5))

FUN FACTS

- Has five siblings (three sisters and two brothers), younger brother, Josh, plays in the NFL

		LAST 5 GAMES																
MATCH UP	W/L	MIN	PTS	FGM	FGA	FG%	3PM	3PA	3P%	FTM	FTA	FT%	OR	DR	REB	AST	TOV	STL
6/21 AT LAS	L	24	17	8	17	47.1	1	4	25.0	0	0	---	4	4	8	3	3	1
6/23 AT SEA	L	20	12	4	9	44.4	2	2	100	2	2	100	0	6	6	1	3	0
6/25 AT LVA	W	21	5	2	5	40.0	1	2	50.0	0	0	---	0	5	5	3	2	1
6/28 VS. ATL	W	13	11	5	8	62.5	1	1	100	0	0	---	0	7	7	2	1	0
7/3 AT CON	L	29	8	4	14	28.6	0	4	0.0	0	0	---	3	10	13	2	4	0
SEASON AVERAGES		19.2	7.8	3.1	7.9	39.8	0.8	2.3	34.6	0.7	1.2	60.7	1.2	3.9	5.1	2.2	1.8	0.6

CAREER HIGHS

Minutes..... 43, August 21, 2020 at Dallas
 Field Goals..... 13, Sept. 10, 2020 at Los Angeles (two times)
 Field Goal Attempts 23, August 21, 2020 at Dallas
 Three-Point Field Goals 3, Sept. 12, 2020 at New York (four times)
 Three-Point Attempts 5, August 30, 2020 vs. Connecticut (three times)
 Free Throws..... 9, June 5, 2021, vs. Las Vegas
 Free Throw Attempts..... 10, June 5, 2021, vs. Las Vegas
 Offensive Rebounds 7, May 27, 2018 vs. Minnesota

Defensive Rebounds 13, August 22, 2021 vs. Seattle
 Rebounds..... 17, August 22, 2021 vs. Seattle
 Assists..... 8, May 10, 2022, vs. Las Vegas
 Steals 4, August 31, 2021 vs. Connecticut
 Turnovers..... 6, Aug. 13, 2020 vs. Los Angeles
 Blocked Shots 2, May 10, 2022, vs. Las Vegas (eight times)
 Points 35, August 21, 2020 at Dallas



#13 RUI MACHIDA

GUARD

AGE: 28

HT: 5-4

WT: 124

FROM: JAPAN

Rookie Season

2022 SEASON

- Started two games this season

FUN FACTS

- Has played for the Fujitsu Red Wave of the Japanese Basketball League since the 2011 season... During the 2021 season, she averaged 10.2 points, 8.2 assists and 4.3 rebounds in 26 games
- Holds the Olympic record for assists in a single game when she totaled 18 assists in Japan's 87-71 win over France on August 6, 2021

		LAST 5 GAMES																
MATCH UP	W/L	MIN	PTS	FGM	FGA	FG%	3PM	3PA	3P%	FTM	FTA	FT%	OR	DR	REB	AST	TOV	STL
6/21 AT LAS	L	7	0	0	2	0.0	0	1	0.0	0	0	---	0	0	0	2	3	0
6/23 AT SEA	L	10	0	0	0	---	0	0	---	0	0	---	0	0	0	2	0	0
6/25 AT LVA	W	11	0	0	1	0.0	0	0	---	0	0	---	0	1	1	1	0	0
6/28 VS. ATL	W	20	5	2	3	66.7	1	1	100	0	0	---	0	1	1	5	3	2
7/3 AT CON	L	3	0	0	0	---	0	0	---	0	0	---	0	0	0	0	0	0
SEASON AVERAGES		13.9	2.0	0.8	2.7	31.1	0.3	1.1	24.0	0.1	0.2	75.0	0.2	1.2	1.3	2.7	1.3	0.3

CAREER HIGHS

Minutes..... 31, May 13, 2022 vs. Dallas
 Field Goals..... 4, May 10, 2022 vs. Las Vegas
 Field Goal Attempts 8, May 13, 2022 vs. Dallas (two times)
 Three-Point Field Goals 2, May 13, 2022 vs. Dallas
 Three-Point Attempts 3, June 5, 2022 at Chicago (three times)
 Free Throws..... 2, June 8, 2022, vs. Chicago
 Free Throw Attempts..... 2, June 12, 2022, vs. Phoenix (two times)
 Offensive Rebounds 1, June 12, 2022, vs. Phoenix (two times)

Defensive Rebounds 4, June 3, 2022 vs. New York (three times)
 Rebounds..... 4, June 3, 2022 vs. New York (three times)
 Assists..... 9, June 5, 2022, at Chicago
 Steals 2, June 28, 2022, vs. Atlanta
 Turnovers..... 4, May 8, 2022, at Minnesota
 Blocked Shots 1, June 16, 2022, at New York (two times)
 Points 9, May 10, 2022 vs. Las Vegas

WASHINGTON MYSTICS GAME NOTES



#32 SHATORI WALKER-KIMBOROUGH

[@_shatori](#)

GUARD/FORWARD

AGE: 27

HT: 5-9

WT: 140

FROM: MARYLAND

6th WNBA Season/5th with team

2021 SEASON HIGHLIGHTS

- Appeared in 16 games (13 starts) for Washington after signing with the team on July 1, 2021
- Averaged 7.4 points on 51.3 percent shooting, 1.4 rebounds and 1.0 assist in 21.6 minutes per game

FUN FACTS

- Was a member of the 2019 Mystics Championship Team
- Named to the All-WNBA Rookie Team in 2017

		LAST 5 GAMES																
MATCH UP	W/L	MIN	PTS	FGM	FGA	FG%	3PM	3PA	3P%	FTM	FTA	FT%	OR	DR	REB	AST	TOV	STL
6/21 AT LAS	L	17	8	1	2	50.0	1	2	50.0	5	5	100	0	1	1	0	2	0
6/23 AT SEA	L	20	3	1	4	25.0	1	3	33.3	0	0	---	0	4	4	1	1	0
6/25 AT LVA	W	8	0	0	1	0.0	0	1	0.0	0	0	---	0	1	1	1	2	0
6/28 VS. ATL	W	22	9	3	5	60.0	3	5	60.0	0	0	---	0	1	1	1	1	0
7/3 AT CON	L	15	4	1	7	14.3	0	2	0.0	2	2	100	0	1	1	1	0	1
SEASON AVERAGES		20.3	6.5	2.1	5.7	36.8	0.7	2.2	32.7	1.5	1.7	91.9	0.2	1.8	2.0	1.3	1.1	1.0

CAREER HIGHS

Minutes.....38, Sept. 3, 2020, Phoenix vs. Indiana
 Field Goals.....7, Sept. 12, 2021, Washington at Chicago (four times)
 Field Goal Attempts.....18, Sept. 11, 2020, Phoenix vs. Seattle
 Three-Point Field Goals.....5, August 14, 2020, Phoenix vs. Atlanta
 Three-Point Attempts.....7, August 14, 2020, Phoenix vs. Atlanta (two times)
 Free Throws.....8, Sept. 11, 2020, Phoenix vs. Seattle
 Free Throw Attempts.....8, Sept. 11, 2020, Phoenix vs. Seattle (three times)
 Offensive Rebounds.....3, May 25, 2019, Washington at Connecticut

Defensive Rebounds.....5, May 10, 2022, Washington vs. Las Vegas (four times)
 Rebounds.....8, May 25, 2019, Washington at Connecticut
 Assists.....5, September 4, 2021, Washington at Minnesota
 Steals.....6, September 12, 2021, Washington at Chicago
 Turnovers.....5, June 18, 2019, Washington at Los Angeles
 Blocked Shots.....3, Sept. 5, 2020, Phoenix vs. New York
 Points.....24, Sept. 11, 2020, Phoenix vs. Seattle



#4 EVINA WESTBROOK

[@evinawestbrook](#)

GUARD

AGE: 23

HT: 6-0

WT: 156

FROM: UCONN

Rookie Season

2022 SEASON HIGHLIGHTS

- Was signed by the Mystics on 6/27
- Appeared in 14 games (two starts) with Minnesota averaging 2.6 points and 1.4 assists per game

FUN FACTS

- Was drafted with the 21st overall pick in the 2022 Draft
- 2022 BIG EAST All-Tournament Team
- Has four siblings

		LAST 5 GAMES																
MATCH UP	W/L	MIN	PTS	FGM	FGA	FG%	3PM	3PA	3P%	FTM	FTA	FT%	OR	DR	REB	AST	TOV	STL
6/28 VS. ATL	W	11	3	1	2	50.0	1	2	50.0	0	0	0.0	0	0	0	3	2	1
7/3 AT CON																		
DNP - COACH'S DECISION																		
SEASON AVERAGES		12.3	2.6	1.0	3.1	32.6	0.2	1.1	18.8	0.4	0.6	66.7	0.1	1.3	1.3	1.5	0.9	0.5

CAREER HIGHS

Minutes.....24, June 1, 2022, Minnesota at Atlanta
 Field Goals.....2, June 12, 2022, Minnesota vs. Indiana (six times)
 Field Goal Attempts.....7, June 1, 2022, Minnesota at Atlanta (two times)
 Three-Point Field Goals.....1, June 10, 2022, Minnesota vs. Washington (two times)
 Three-Point Attempts.....3, May 14, 2022, Minnesota vs. Chicago
 Free Throws.....3, May 19, 2022, Minnesota at Las Vegas
 Free Throw Attempts.....4, May 19, 2022, Minnesota at Las Vegas
 Offensive Rebounds.....1, May 29, 2022, Minnesota vs. Los Angeles

Defensive Rebounds.....June 7, 2022, Minnesota at New York (three times)
 Rebounds.....3, June 7, 2022, Minnesota at New York (three times)
 Assists.....5, May 14, 2022, Minnesota vs. Chicago
 Steals.....2, June 7, 2022, Minnesota at New York
 Turnovers.....3, June 1, 2022, Minnesota at Atlanta
 Blocked Shots.....2, May 29, 2022, Minnesota vs. Los Angeles
 Points.....5, June 10, 2022, Minnesota vs. Washington

WASHINGTON MYSTICS GAME NOTES



#1 ELIZABETH WILLIAMS

[@E_Williams_1](#)

CENTER/FORWARD AGE: 28

HT: 6-3

WT: 200

FROM: DUKE

8th WNBA Season/1st with team

2022 SEASON HIGHLIGHTS

- Recorded one double-double on the season
- Totaled six blocks on 5/31 at IND, tying a franchise-high
- Totaled three 10/5 games off the bench

2021 SEASON HIGHLIGHTS

- Started in all 32 of the Dream's games.
- Her 41 total blocks led the team and ranked 6th among all players in the league this season.

FUN FACTS

- WNBA Most Improved Player (2016)
- WNBA All-Defensive Team (2020)

LAST 5 GAMES																					
MATCH UP	W/L	MIN	PTS	FGM	FGA	FG%	3PM	3PA	3P%	FTM	FTA	FT%	OR	DR	REB	AST	TOV	STL	BLK	PF	+/-
6/21 AT LAS	L	19	2	1	4	25.0	0	0	---	0	0	---	1	1	2	0	1	1	0	3	-6
6/23 AT SEA	NWT - PERSONAL REASONS																				
6/25 AT LVA	W	9	6	2	3	66.7	0	0	---	2	2	100	1	2	3	0	1	0	0	3	-2
6/28 VS. ATL	W	18	6	2	4	50.0	0	0	---	2	2	100	1	2	3	1	0	2	1	2	9
7/3 AT CON	L	16	3	1	6	16.7	0	0	---	1	4	25.0	1	3	4	0	1	2	0	3	2
SEASON AVERAGES		16.8	6.2	2.6	5.5	47.3	0.0	0.0	0.0	1.1	1.9	56.3	1.5	2.7	4.2	0.5	0.7	0.6	0.9	1.8	-1.3

CAREER HIGHS

Minutes.....45, June 22, 2016, Atlanta vs. New York
 Field Goals.....11, August 7, 2018, Atlanta vs. Las Vegas
 Field Goal Attempts.....16, July 18, 2016, Atlanta vs. Dallas (four times)
 Three-Point Field Goals.....
 Three-Point Attempts.....1, May 19, 2017, Atlanta at Chicago (two times)
 Free Throws.....9, July 31, 2020, Atlanta vs. New York
 Free Throw Attempts.....12, July 31, 2020, Atlanta vs. New York
 Offensive Rebounds.....8, August 8, 2017, Atlanta vs. Minnesota

Defensive Rebounds.....13, May 31, 2022, Washington at Indiana (two times)
 Rebounds.....16, September 11, 2016, Atlanta at Phoenix
 Assists.....6, August 19, 2020, Atlanta vs. Washington (two times)
 Steals.....4, July 9, 2017, Atlanta vs. Dallas
 Turnovers.....6, August 4, 2020, Atlanta vs. Phoenix
 Blocked Shots.....8, September 5, 2019, Atlanta vs. Las Vegas
 Points.....22, August 7, 2018, Atlanta vs. Las Vegas

WASHINGTON MYSTICS GAME NOTES

MYSTICS/OPPONENTS TEAM REGULAR SEASON HIGHS & LOWS

MYSTICS		CATEGORY	OPPONENT	
HIGHS	LOWS		HIGHS	LOWS
92, (vs. ATL, 6/28)	65, (at NYL, 6/16)	POINTS, GAME	94, (vs. DAL, 5/13)	50, (vs. ATL, 5/24)
32, (vs. ATL, 6/28)	10, 3-times (last: vs. CON, 6/19)-4Q	POINTS, QUARTER	31, (at CHI, 6/5)	4, (at MIN, 5/8)-2Q
53, (vs. LVA, 5/10)-2H	17, (at CON, 7/3)-2H	POINTS, HALF	53, (vs. DAL, 5/13)-2H	23, (at MIN, 5/8)-1H
7, (at LVA, 6/25)	5, (vs. PHO, 6/12)	POINTS, OT	14, (vs. PHO, 6/12)	6, (at LVA, 6/25)
52, (vs. ATL, 6/28)	28, (vs. NYL, 6/3)	POINTS, FIRST HALF	49, (vs. LVA, 5/10)	23, (at MIN, 5/8)
53, (vs. LVA, 5/10)	17, (at CON, 7/3)	POINTS, SECOND HALF	55, (at CHI, 6/5)	25, (vs. ATL, 5/24)
34, 2-times (last: at CHI, 6/5)	24, (at NYL, 6/16)	FG MADE	36, 2-times (vs. PHO, 6/12)	19, (at MIN, 6/10)
75, 2-times (vs. PHO, 6/12)	55, (at ATL, 5/20)	FG ATTEMPTED	81, (at LVA, 6/25)	56, (vs. ATL, 5/24)
.552, (vs. ATL, 6/28)	.369, (at NYL, 6/16)	FG%	.554, (at CHI, 6/5)	.328, (at MIN, 6/10)
15, (vs. ATL, 6/28)	3, 2-times (last: vs. CHI, 6/8)	3-POINT FG MADE	13, (vs. DAL, 5/13)	4, (vs. ATL, 5/24)
30, 3-times (last: 6/25 at LVA)	16, (vs. CHI, 6/8)	3-POINT FG ATTEMPTED	34, (vs. NYL, 6/3)	14, (at LAS, 6/21)
.600, (vs. ATL, 6/28)	.167, (at ATL, 5/20)	3-POINT FG% (MIN. 10)	.467, (at CON, 5/28)	.190, (vs. ATL, 5/24)
25, (at ATL, 5/20)	6, 2-times (last: at MIN, 6/10)	FT MADE	19, (vs. DAL, 5/13)	5, (vs. IND, 5/6)
34, (vs. PHO, 6/12)	6, (at CHI, 6/5)	FT ATTEMPTED	23, (vs. DAL, 5/13)	8, (vs. ATL, 5/24)
1.000, 2-times (last: at CHI, 6/5)	.638, (at CON, 5/28)	FT%	.944, (vs. NYL, 6/3)	.438, (vs. PHO, 6/14)
14, 2-times (last: at LAS, 6/21)	3, (at LVA, 6/25)	OFFENSIVE REBOUNDS	12, (vs. IND, 5/6)	4, 4-times (last: vs. PHO, 6/14)
39, (at LVA, 6/25)	12, (at CON, 5/28)	DEFENSIVE REBOUNDS	33, (at NYL, 6/16)	18, 2-times (last: vs. ATL, 6/28)
44, (at IND, 5/31)	19, (at CON, 5/28)	TOTAL REBOUNDS	43, (vs. CON, 6/19)	26, 2-times (last: vs. ATL, 6/28)
24, 3-times (last: vs. ATL, 6/28)	14, (at NYL, 6/16)	ASSISTS	29, (at CHI, 6/5)	12, (vs. ATL, 5/24)
11, 2-times (last: at CON, 5/28)	4, 2-times (last: 6/23 at SEA)	STEALS	17, (at LVA, 6/25)	2, (at MIN, 6/10)
9, (at IND, 5/31)	1, 4-times (last: vs. PHO, 6/12)	BLOCKS	8, (at MIN, 5/8)	0, (vs. ATL, 6/28)
21, 3-times (last: at LVA, 6/25)	7, (at IND, 5/31)	PERSONAL FOULS	28, (vs. PHO, 6/12)	13, 2-times (last: at MIN, 6/10)
20, 2-times (last: at LVA, 6/25)	7, (vs. IND, 5/6)	TURNOVERS	23, 2-times (last: at CON, 5/28)	8, (at SEA, 6/23)
35, (at CON, 5/28)	6, (at NYL, 6/16)	POINTS OFF TURNOVERS	26, (vs. DAL, 5/13)	4, (vs. ATL, 5/24)
46, (at CHI, 6/5)	24, (at NYL, 6/16)	POINTS IN PAINT	50, (at CHI, 6/5)	16, (at MIN, 6/10)
18, (vs. PHO, 6/12)	2, (at LVA, 6/25)	SECOND CHANCE POINTS	19, (vs. IND, 5/6)	4, (at IND, 5/31)
14, (at DAL, 5/17)	0, (vs. ATL, 6/28)	FAST BREAK POINTS	20, (at SEA, 6/23)	2, 2-times (last: vs. NYL, 6/3)
+27, 2-times (last: vs. ATL, 6/28)	-17, 2-times (last: at CHI, 6/5)	LARGEST LEAD/DEFICIT	+17, 2-times (last: at CHI, 6/5)	-27, 2-times (last: vs. ATL, 6/28)
+24, (at MIN, 5/8)	-13, (vs. LVA, 5/10)	LARGEST LEAD/DEFICIT AT HALF	+13, (vs. LVA, 5/10)	-24, (at MIN, 5/8)
+20, (vs. ATL, 5/24)	-14, (at SEA, 6/23)	LARGEST VICTORY/DEFEAT	+14, (at SEA, 6/23)	-20, (vs. ATL, 5/24)

WASHINGTON MYSTICS GAME NOTES

MYSTICS/OPPONENTS INDIVIDUAL REGULAR SEASON HIGHS & LOWS

MYSTICS	CATEGORY	OPPONENT
28, Ariel Atkins at IND, 5/31/22	POINTS, GAME	27, 3-times (last: Natasha Howard vs. NYL, 6/16/22)
12, 2-times (Myisha Hines-Allen, 6/10/22)	POINTS, QUARTER	19, Arike Ogunbowale vs. DAL, 5/13/22
21, Ariel Atkins at IND, 5/31/22	POINTS, HALF	19, 2-times (Rhyne Howard at ATL, 5/20/22)
5, Natasha Cloud at LVA, 6/25/22	POINTS, OT	7, Shey Peddy vs. PHO, 6/12/22
9, 2-times (last: Ariel Atkins at IND, 5/31/22)	FG MADE	13, Natasha Howard vs. NYL, 6/16/22
18, Ariel Atkins at SEA, 6/23/22	FG ATTEMPTED	21, Diamond DeShields vs. PHO, 6/14/22
.818, Shakira Austin at DAL, 5/17/22	FG % (MIN. 10 FGA)	.765, Natasha Howard vs. NYL, 6/16/22
4, 9-times (last: Atkins, Cloud vs. ATL, 6/28/22)	3-POINT FG MADE	6, 2-times (last: Jewell Loyd at SEA, 6/23/22)
10, Ariel Atkins at SEA, 6/23/22	3-POINT FG ATTEMPTED	12, Arike Ogunbowale vs. DAL, 5/13/22
.800, 2-times (last: Natasha Cloud vs. ATL, 6/28/22)	3-POINT FG% (MIN. 5 3PA)	.750, Jewell Loyd at SEA, 6/23/22
9, Natasha Cloud at ATL, 5/20/22	FT MADE	9, Skylar Diggins-Smith vs. PHO, 6/12/22
10, Natasha Cloud at ATL, 5/20/22	FT ATTEMPTED	11, 3-times (last: Diggins-Smith vs. PHO, 6/12/22)
1.000, 4-times (last: Ariel Atkins at LAS, 6/21/22)	FT% (MIN. 5 FTA)	1.000, 6-times (last: Naz Hillmon vs. ATL, 6/28/22)
4, 7-times (last: Austin at SEA, 6/23/22)	OFFENSIVE REBOUNDS	6, Jonquel Jones vs. CON, 6/19/22
13, Elizabeth Williams at IND, 5/31/22	DEFENSIVE REBOUNDS	12, 3-times (last: Shepard at MIN, 6/10/22)
15, Elizabeth Williams at IND, 5/31/22	TOTAL REBOUNDS	16, Jonquel Jones vs. CON, 6/19/22
13, Natasha Cloud at LAS, 6/21/22	ASSISTS	10, 2-times (last: Candace Parker vs. CHI, 5/22/22)
4, 2-times (last: Ariel Atkins at CON, 7/3/22)	STEALS	6, Kelsey Plum at LVA, 6/25/22
6, Elizabeth Williams at IND, 5/31/22	BLOCKS	4, A'ja Wilson vs. LVA, 5/10/22
6, 2-times (last: Myisha Hines-Allen, 6/12/22)	TURNOVERS	7, 2-times (last: Thomas at CON, 5/28/22)
40, Alysha Clark at LVA, 6/25/22	MINUTES	43, Brianna Turner vs. PHO, 6/12/22

WASHINGTON MYSTICS GAME NOTES

LAST TIME...

INDIVIDUAL

MYSTICS		OPPONENTS
30-39 points:	31, Tina Charles (9/12/21 at Chicago)	31, Jonquel Jones (8/31/21 vs. Connecticut)
40+ points:		47, Lauren Jackson (7/24/07 vs. Seattle)
15-19 rebounds:	15, Elizabeth Williams (5/31/22 at Indiana)	16, Jonquel Jones (6/19/22 vs. Connecticut)
20+ rebounds:	20, Krystal Thomas (8/4/17 at San Antonio)	22, Jonquel Jones (8/29/17 vs. Connecticut)
10+ offensive rebounds:		10, Sylvia Fowles (7/10/13 at Chicago)
15+ defensive rebounds:	15, Krystal Thomas (8/4/17 at San Antonio)	16, Jonquel Jones (8/29/17 vs. Connecticut)
5+ blocks:	5, Elena Delle Donne (6/25/22 at Las Vegas)	5, Breanna Stewart (8/22/21 vs. Seattle)
10+ blocks:		
10+ assists:	10, Natasha Cloud (6/25/22 at Las Vegas)	10, Candace Parker (5/22/22 vs. Chicago)
15+ assists:		15, Courtney Vandersloot (7/10/21 at Chicago)
10+ field goals made:	10, Tina Charles (9/12/21 at Chicago)	13, Natasha Howard (6/16/22 at New York)
15+ field goal made:		15, Brittney Griner (8/7/18 at Phoenix)
25+ field goal attempted:	28, Tina Charles (9/10/21 vs. Atlanta)	25, Brittney Griner (8/7/18 at Phoenix)
6+ three-pointers made:	6, Leilani Mitchell (6/24/21 at Los Angeles)	6, Jewell Loyd (6/23/22 at Seattle)
8+ three pointers made:		8, Leilani Mitchell (7/30/19 vs. Phoenix)
15+ free throws made:	16, Monique Currie (7/25/14 vs. Tulsa)	15, Katie Douglas (7/28/09 at Indiana)
15+ free throws attempted:	15, Tayler Hill (5/18/16 vs. Dallas)	17, Liz Cambage (7/19/18 at Dallas)
10+ turnovers:	11, Crystal Langhorne (6/26/11 vs. Tulsa)	
Triple-double:		Candace Parker (5/22/22 vs. Chicago)
Four-point play:	Ariel Atkins (6/21/22 at Los Angeles)	Skylar Diggins-Smith (6/12/22 vs. Phoenix)
20/20 game (points/rebounds):	Chamique Holdsclaw, 22/24 (5/23/03 at Charlotte)	
Win/lose at buzzer:	Natasha Cloud (8/18/18 vs. Los Angeles)	

TEAM

MYSTICS		THIS SEASON	OPPONENTS	THIS SEASON
Scored 100+ points:	101, 5/21/21 vs. New York		105, 9/7/21 at Seattle	
Shot 60 percent or better from field:	.608 (45/74), 9/7/16 vs. Chicago		.603 (41/68), 7/11/18 vs. Atlanta	
Shot 90 percent from free-throw line:	.923, 6/14/22 vs. Phoenix	4	.917, 6/23/22 at Seattle	3
Had 2 25+ scorers:	Leilani Mitchell, 26 & Tina Charles, 25, 6/24/21 at Los Angeles		Betnijah Laney, 27 & Chennedy Carter, 26, 9/13/20 at Atlanta	
All starters score in double figures:	5/8/22 at Minnesota	1	5/13/22 vs. Dallas	1
Had a 20+ scoring run:				
Bench outscored starters:	6/5/22 at Chicago	2	6/24/21 at Los Angeles	
30+ assists:	30, 8/25/19 vs. New York		31, 7/11/18 vs. Atlanta	
50+ rebounds:	52, 6/1/14 vs. Los Angeles (3OT)		52, 6/29/21 vs. Connecticut	
Played in OT:	7/3/22 at Connecticut	3		
Played in double OT:	6/14/16 at Connecticut (W, 109-106)			
Played in triple OT:	6/14/16 at Connecticut (W, 109-106)			
Had five-game winning streak:	9, 8/25/19 – 7/30/20			
Had 10-game winning streak:				
Had five-game losing streak:	5, 8/21/20 – 9/2/20			
Had 10-game losing streak:	13, 8/21/12 – 9/22/12			
Won five in a row at home:	10, 7/21/19 -			
Lost five in a row at home:	5, 5/14/16 – 6/11/16			
Won five in a row on road:				
Lost five in a row on road:	5, 8/15/21 – 9/7/21			
Won by 20-29 points:	20, 70-50, 5/24/22 vs. Atlanta			
Won by 30+ points:	39, 107-68, 8/18/19 vs. Indiana			
Lost by 20-29 points:	23, 101-78, 6/13/21, at Atlanta			
Lost by 30+ points:	34, 105-71, 9/7/21 at Seattle			

WASHINGTON MYSTICS GAME NOTES

2022 STARTING LINEUP COMBINATIONS

(Most recent lineup bold and highlighted)

PG	SG	SF	PF	C	W-L	PCT.
Cloud	Atkins	Walker-Kimbrough	Hines-Allen	Delle Donne	1-0	1.000
Cloud	Atkins	Walker-Kimbrough	Hines-Allen	Austin	1-0	1.000
Machida	Atkins	Walker-Kimbrough	Hines-Allen	Delle Donne	1-0	1.000
Machida	Atkins	Clark	Hines-Allen	Delle Donne	0-1	.000
Cloud	Atkins	Clark	Hines-Allen	Delle Donne	1-0	1.000
Cloud	Atkins	Clark	Hines-Allen	Austin	2-4	.333
Cloud	Atkins	Burke	Delle Donne	Austin	1-2	.333
Cloud	Atkins	Clark	Delle Donne	Austin	6-1	.857
Cloud	Atkins	Burke	Hines-Allen	Austin	0-1	.000
Cloud	Atkins	Clark	Hines-Allen	Austin	0-1	.000

RECORD WHEN IN STARTING LINEUP

PLAYER	RECORD	PCT.	PLAYER	RECORD	PCT.
Atkins	13-10	.565	Hines-Allen	6-7	.462
Austin	10-9	.526	Machida	1-1	.500
Benzan			Walker-Kimbrough	3-0	1.000
Burke	1-3	.250	Williams		
Clark	9-7	.562			
Cloud	12-9	.571			
Delle Donne	10-4	.714			
Hawkins					

RECORD BY DAY/MONTH

DAY	HOME	AWAY	OVR (PCT.)
Tuesday	4-0	2-1	6-1 (.857)
Wednesday	1-0		1-0 (1.000)
Thursday		0-2	0-2 (.000)
Friday	1-2	2-0	3-2 (.600)
Saturday		1-1	1-1 (.500)
Sunday	1-2	1-2	2-4 (.333)

MONTH	HOME	AWAY	OVR (PCT.)
May	3-2	4-1	7-3 (.700)
June	4-2	2-4	6-6 (.500)
July	0-0	0-1	0-1 (.000)
August			
September			

WIN-LOSS MARGIN

MARGIN	1	2	3	4	5	6	7	8	9	10	11	12	13	14	15	16	17	18	19	20+
Games Won By	1	1			1			1				2	1	1		1	1	2		1
Games Lost By		2		1				2	3			1		1						

WASHINGTON MYSTICS GAME NOTES

OFFENSIVE LEADERS

PLAYER	10+ PTS	20+ PTS	30+ PTS	40+ PTS	10+ REB	15+ REB	10+ AST	DOUBLE-DOUBLE	TRIPLE-DOUBLE	HIGH PTS	HIGH REBS	HIGH ASTS
Ariel Atkins	21	4								8	2	3
Shakira Austin	8	1			3			2		2	12	
Katie Benzan	1											
Kennedy Burke	3									1		
Alysha Clark	8	1								1		
Natasha Cloud	11						4	1		3		18
Elena Delle Donne	12	3			1					6	4	
Tianna Hawkins	4	1								1		1
Myisha Hines-Allen	8				2			1		2	6	
Stephanie Jones												
Rui Machida												3
Shatori Walker-Kimbrough	4											
Elizabeth Williams	4				1			1			1	

() With the Mystics

WASHINGTON MYSTICS GAME NOTES

MISCELLANEOUS STATS

10+ POINT GAMES

Ariel Atkins.....	21
Shakira Austin	8
Katie Benzan	1
Kennedy Burke.....	3
Alysha Clark.....	8
Natasha Cloud.....	11
Elena Delle Donne.....	12
Tianna Hawkins.....	4
Myisha Hines-Allen	8
Shatori Walker-Kimbrough	4
Elizabeth Williams.....	4
.....	
MYSTICS	85
OPPONENTS.....	82

20+ POINT GAMES

Atkins	4
Austin	1
Clark	1
Delle Donne	3
Hawkins.....	1
.....	
MYSTICS	10
OPPONENTS.....	14

30+ POINT GAMES

.....	
MYSTICS	
OPPONENTS.....	

DOUBLE-DOUBLES

Austin	2
Cloud.....	2
Delle Donne	1
Hines-Allen.....	1
Williams	1
.....	
MYSTICS	7
OPPONENTS.....	9

TRIPLE-DOUBLES

.....	
MYSTICS	
OPPONENTS.....	1

10+ ASSIST GAMES

Cloud.....	4
.....	
MYSTICS	4
OPPONENTS.....	2

10+ REBOUND GAMES

Austin	3
Delle Donne	1
Hines-Allen.....	2
Williams	1
.....	
MYSTICS	7
OPPONENTS.....	13

10+ TURNOVER GAMES

.....	
MYSTICS	
OPPONENTS.....	

20+ POINT/ 10+ ASSIST GAMES

MYSTICS	
OPPONENTS.....	

20+ POINT/ 15+ REBOUND GAMES

.....	
MYSTICS	
OPPONENTS.....	

30+ POINT/ 10+ ASSIST GAMES

.....	
MYSTICS	
OPPONENTS.....	

30+ POINT/ 15+ REBOUND GAMES

.....	
MYSTICS	
OPPONENTS.....	

FOUL OUTS

Atkins	2
.....	
MYSTICS	2
OPPONENTS.....	5

TECHNICAL FOULS

Austin	2
Cloud.....	3
Hines-Allen.....	1
Thibault.....	2
Walker-Kimbrough.....	1
.....	
MYSTICS	9
OPPONENTS.....	6

EJECTIONS

Hines-Allen.....	1
.....	
MYSTICS	1
OPPONENTS.....	

4-POINT PLAY

Atkins	1
.....	
MYSTICS	1
OPPONENTS.....	1

WASHINGTON MYSTICS GAME NOTES

MYSTICS RECORDS WHEN...

BY DAY

On Monday	0-0
On Tuesday	6-1
On Wednesday	1-0
On Thursday	0-2
On Friday	3-2
On Saturday	1-1
On Sunday	2-4

BY QUARTER NUMBERS

Leading after 1Q	9-4
Trailing after 1Q	4-6
Tied after 1Q	0-0
Leading at half	10-4
Trailing at half	2-6
Tied at half	1-0
Leading after three quarters	12-2
Trailing after three quarters	1-8
Tied after three quarters	0-0

BY REBOUNDS

Out-rebounding its opponents	10-6
Out-rebounded by the opponents	3-4
Tied in rebounds (game)	0-0

GAMES IN OVERTIME

Home	0-1
Road	1-1

POINTS IN THE PAINT

Scored more pts. in the paint	12-5
Outscored in points in the paint	1-4
Tied in points in the paint	0-1

FIELD GOAL ATTEMPTS

Attempting more field goals than the opponent	7-7
Attempting fewer field goals than the opponent	6-2
Attempting the same number of field goals	0-1

3-POINT FIELD GOAL ATTEMPTS

Attempting more three-point field goals than the opponent	8-6
Attempting fewer three-point field goals than the opponent	4-4
Attempting the same number of three-pointers	1-0

FREE-THROW ATTEMPTS

Attempting more free throws than the opponent	6-4
Attempting fewer free throws than the opponent	6-5
Attempting the same number of free throws	1-1

BY POINTS SCORED

Scoring 59 points or less	0-0
Scoring 60-69 points	0-1
Scoring 70-79 points	5-5
Scoring 80-89 points	7-3
Scoring 90-99 points	1-1
Scoring 100+ points	0-0
Record	13-10

BY SHOOTING PERCENTAGES

Shooting 50% or better (FG)	2-1
Shooting less than 50% (FG)	11-9
Shooting 40% or better (3FG)	2-4
Shooting less than 40% (3FG)	11-6
Shooting 80% or better (FT)	7-3
Shooting less than 80% (FT)	6-7

MORE REBOUNDING NUMBERS

Recording 15 or more offensive rebounds	0-0
Recording between 10 and 14 off. rebs	2-5
Recording nine or fewer off. rebs	11-5

BY TURNOVERS

Recording fewer TOs than the opponent	9-3
Recording more TOs than the opponent	4-5
Tied in turnovers	0-2

SECOND CHANCE POINTS

Scoring more second chance points	8-5
Outscored in second chance points	5-4
Tied in second chance points	0-1

BY OPPONENTS POINTS SCORED

Opp. Scores 59 points or less	2-0
Opp. Scoring 60-69 points	4-0
Opp. Scoring 70-79 points	5-4
Opp. Scoring 80-89 points	2-3
Opp. Scoring 90-99 points	0-3
Opp. Scoring 100+ points	0-0
Record	13-10

BY OPPONENT SHOOTING PERCENTAGES

Opp. shoots 50% or better (FG)	0-3
Opp. shoots less than 50% (FG)	13-7
Opp. shoots 40% or better (3FG)	2-5
Opp. shoots less than 40% (3FG)	11-5
Opp. shoots 80% or better (FT)	4-5
Opp. shoots less than 80% (FT)	9-5

BY ASSISTS

Out-assisting its opponent	12-4
Out-assisted by its opponent	1-4
Same number of assists as opponent	0-2
Record 25 or more assists	0-0

FAST BREAK POINTS

Leading in fast-break points	4-3
Outscored in fast-break points	9-7
Tied in fast-break points	0-0

POINTS OFF TURNOVERS

Scoring more points off turnovers than the opponent	8-4
Scoring less points off turnovers than the opponent	5-6
Scoring the same points off turnovers	0-0

BENCH SCORING

When the Mystics bench outscore opponents bench	4-6
When the opponents bench outscore the Mystics bench	8-3
When the Mystics bench and opponents bench are tied in points	1-1

MULTIPLE PLAYER STATS

When three or more players score 15-or-more points	3-1
When two or more players record 10-or-more rebounds	0-0

PRE/POST OLYMPIC BREAK

Pre-All-Star: Home: 7-4	Away: 6-6	Overall: 13-10
Post-Olympics: Home: 0-0	Away: 0-0	Overall: 0-0

PLAYER TID-BITS

When Elena Delle Donne leads the Mystics in scoring	4-2
When Natasha Cloud leads the Mystics in scoring	1-2
When Ariel Atkins leads the Mystics in scoring	4-4
When Myisha Hines-Allen leads the Mystics in scoring	1-1
When all five starters score in double-figures	1-0
When Natasha Cloud leads the Mystics in assists	10-8

When Myisha Hines-Allen leads the team in rebounds	2-4
When Myisha Hines-Allen records a double-double	0-1
When Elena Delle Donne leads the team in rebounds	2-2
When Elena Delle Donne records a double-double	1-0
When Shakira Austin leads the team in rebounds	8-4
When Shakira Austin records a double-double	2-0

REGULAR SEASON BY CONFERENCE / DIVISION

vs. EAST (7-6)	vs. WEST: (6-4)
vs. Atlanta	3-0
vs. Chicago	1-2
vs. Connecticut	1-2
vs. Indiana	2-0
vs. New York	0-2
vs. Dallas	1-1
vs. Las Vegas	2-0
vs. Los Angeles	0-1
vs. Minnesota	2-0
vs. Phoenix	1-1
vs. Seattle	0-1

WASHINGTON MYSTICS GAME NOTES

MISCELLANEOUS SCORING BREAKDOWN

				Washington Mystics (Highs Highlighted)						Opponents (Lows Highlighted)						
				Bench Pts	Largest Deficit	In The Paint	Second Chance	Fast Break	Pts off Turnovers	Bench Pts	Largest Deficit	In The Paint	Second Chance	Fast Break	Pts off Turnovers	
DATE	OPP	W/L	GM													
6-May	Indiana	H	W	1	12	4	42	9	4	20	18	21	38	19	6	6
8-May	Minnesota	A	W	2	5	2	32	16	11	20	25	27	28	13	7	19
10-May	Las Vegas	H	W	3	27	15	36	9	8	19	13	17	28	6	2	8
13-May	Dallas	H	L	4	25	17	32	9	5	13	9	15	26	8	16	26
17-May	Dallas	A	W	5	47	13	42	10	14	16	3	21	28	8	19	14
20-May	Atlanta	A	W	6	25	10	28	8	6	14	10	8	30	6	4	20
22-May	Chicago	H	L	7	11	14	30	16	5	16	29	8	40	10	4	15
24-May	Atlanta	H	W	8	19	2	26	6	2	20	23	24	22	9	4	4
28-May	Connecticut	A	L	9	27	9	36	6	10	35	20	7	30	15	7	10
31-May	Indiana	A	W	10	16	11	40	8	13	15	17	15	34	4	6	12
3-Jun	New York	H	L	11	12	8	40	9	4	11	15	5	24	12	2	16
5-Jun	Chicago	A	L	12	47	17	46	9	8	17	35	2	50	9	12	19
8-Jun	Chicago	H	W	13	20	4	42	17	2	17	30	17	32	14	15	19
10-Jun	Minnesota	A	W	14	25	0	36	12	5	18	26	19	16	6	8	11
12-Jun	Phoenix	H	L	15	24	9	34	18	5	15	18	7	30	7	7	21
14-Jun	Phoenix	H	W	16	30	4	32	6	4	14	5	18	20	5	13	16
16-Jun	New York	A	L	17	23	14	24	10	5	6	23	4	44	9	12	14
19-Jun	Connecticut	H	W	18	21	2	28	4	5	14	21	22	20	7	6	11
21-Jun	Los Angeles	A	L	19	19	16	30	13	8	24	28	5	36	18	16	23
23-Jun	Seattle	A	L	20	18	14	28	17	4	10	9	4	28	7	20	16
25-Jun	Las Vegas	A	W	21	11	7	32	2	10	13	12	7	30	12	18	16
28-Jun	Atlanta	H	W	22	36	2	34	9	0	11	37	27	26	16	10	21
3-Jul	Connecticut	A	L	23	14	4	38	11	6	10	4	17	32	9	17	14
6-Jul	Atlanta	A		24												
12-Jul	Los Angeles	A		25												
14-Jul	Phoenix	A		26												
17-Jul	Minnesota	H		27												
21-Jul	New York	H		28												
28-Jul	Dallas	A		29												
30-Jul	Seattle	H		30												
31-Jul	Seattle	H		31												
2-Aug	Las Vegas	H		32												
5-Aug	Chicago	A		33												
7-Aug	Los Angeles	H		34												
12-Aug	Indiana	A		35												
14-Aug	Indiana	H		36												
				Bench Pts	Largest Deficit	In The Paint	Second Chance	Fast Break	Pts off Turnovers	Bench Pts	Largest Deficit	In The Paint	Second Chance	Fast Break	Pts off Turnovers	
TOTALS				514	-	788	234	144	368	430	-	692	229	231	351	
AVERAGE				22.3	-	34.3	10.2	6.3	16.0	18.7	-	30.1	10.0	10.0	15.3	

WASHINGTON MYSTICS GAME NOTES

[illegible]

WASHINGTON MYSTICS GAME NOTES

GAMES MISSED

PLAYER	DNP-CD	Inactive/DNP-Injury/Illness	NWT-Personal	NWT-Injury/Illness	SUSPENSION
Shakira Austin					
Katie Benzan					
Kennedy Burke			4		
Alysha Clark		5		2	
Natasha Cloud		2			
Elena Delle Donne		9			
Tianna Hawkins	3		1		
Myisha Hines-Allen					
Stephanie Jones					
Rui Machida					
Shatori Walker-Kimbrough	1				
Evina Westbrook	1				
Elizabeth Williams			6		
TOTAL	5	16	11	2	

PLAYER	REASON	GAMES MISSED
Kennedy Burke	Overseas Commitment	4 (5/6/22-5/12/22)
Alysha Clark	Injury/Illness – Right foot NWT – Health and Safety Protocols Injury/Illness – Conditioning	4 (5/6/22-5/10/22, 5/22/22) 2 (5/28/22, 5/31/22) 1 (6/3/22)
Natasha Cloud	Health and Safety Protocols	2 (5/10/22-5/12/22)
Elena Delle Donne	Injury/Illness – Back NWT - Rest	4 (5/8/22, 5/20/22, 5/28/22, 6/12/22) 5 (6/5/22, 6/10/22, 6/16/22, 6/21/22, 7/3/22)
Tianna Hawkins	DNP – Coach's Decision NWT – Personal	3 (5/31/22-6/3/22, 6/26/22) 1 (5/8/22)
Shatori Walker-Kimbrough	DNP – Coach's Decision	1 (6/8/22)
Evina Westbrook	DNP – Coach's Decision	1 (7/3/22)
Elizabeth Williams	Overseas Commitment NWT - Personal	5 (5/6/22-5/17/22) 1 (6/23/22)

WASHINGTON MYSTICS GAME NOTES

2022 TRANSACTIONS

DATE	TRANSACTION
May 6, 2022.....	Signed forward Stephanie Jones to a hardship contract after being granted an exception from the WNBA; claimed guard/forward Kennedy Burke off waivers from Seattle; waived guard Katie Benzan
May 8, 2022.....	Signed guard Katie Benzan to a hardship contract
May 13, 2022.....	Released forward Stephanie Jones
May 16, 2022.....	Released guard Katie Benzan
June 24, 2022	Released guard/forward Kennedy Burke
June 27, 2022	Signed guard Evina Westbrook