

# WASHINGTON MYSTICS GAME NOTES








## WASHINGTON MYSTICS (11-9) at LAS VEGAS ACES (13-3)

Las Vegas, NV - Saturday, June 25, 2022 - 10:00 PM ET

Game 21 - Away Game 11 - TV: MSN/NBA TV



### Last Game's Starters

9 G	 Natascha Cloud	HT: 5-9 WT: 160 FROM: St. Joe's	PPG: 10.3 APG: 7.4 RPG: 3.6	Season: <ul style="list-style-type: none"> <li>Has totaled five or more assists in all games played this season</li> <li>Has recorded 5+ assists in 22 consecutive games - longest active streak in WNBA</li> </ul>	<ul style="list-style-type: none"> <li>Totaled 15+ points in six games</li> <li>Totaled a career-best 13 assists on 6/21 at LAS</li> <li>Ranks first in assists per game</li> </ul>
22 G	 Alysha Clark	HT: 5-11 WT: 167 FROM: Middle Tennessee	PPG: 8.8 APG: 2.2 RPG: 4.5	Season: <ul style="list-style-type: none"> <li>Scored a season-high 18 points on 6/8 vs. CHI</li> <li>Appeared in 13 games this season</li> </ul>	<ul style="list-style-type: none"> <li>Has totaled four or more rebounds in nine games</li> </ul>
7 G	 Ariel Atkins	HT: 5-8 WT: 167 FROM: Texas	PPG: 15.1 APG: 2.4 RPG: 3.5	Season: <ul style="list-style-type: none"> <li>Has scored in double-figures in 18 games</li> <li>Has made 40 three-pointers on the season</li> </ul>	<ul style="list-style-type: none"> <li>Scored a season-high 28 points (9-16 FG) on 5/31 at IND</li> <li>Totaled multiple steals in seven games</li> </ul>
11 F	 Elena Delle Donne	HT: 6-5 WT: 187 FROM: Delaware	PPG: 15.3 APG: 2.1 RPG: 5.7	Season: <ul style="list-style-type: none"> <li>Has scored 15+ points in nine games</li> <li>Totaled 5+ rebounds in nine games</li> <li>Recorded 4000th career point on 5/24 vs. ATL</li> </ul>	<ul style="list-style-type: none"> <li>Has missed eight games this season (rest - back)</li> </ul>
0 F/C	 Shakira Austin	HT: 6-5 WT: 167 FROM: Ole Miss	PPG: 8.6 APG: 0.7 RPG: 6.6	Season: <ul style="list-style-type: none"> <li>Started 16 times this season</li> <li>Scored in double-figures in seven games</li> <li>Ranks eighth in the WNBA in FG%</li> </ul>	<ul style="list-style-type: none"> <li>Totaled 16 5+ reb games</li> <li>Totaled three 10+ reb games</li> <li>Two double-doubles</li> </ul>

### REGULAR SEASON SCHEDULE

Date	Opponent	Time/Result	Record/TV
5/6	Indiana	W, 84-70	1-0
5/8	at Minnesota	W, 78-66	2-0
5/10	Las Vegas	W, 89-76	3-0
5/13	Dallas	L, 84-86	3-1
5/17	at Dallas	W, 84-68	4-1
5/20	at Atlanta	W, 78-73	5-1
5/22	Chicago	L, 82-73	5-2
5/24	Atlanta	W, 70-50	6-2
5/28	at Connecticut	L, 79-71	6-3
5/31	at Indiana	W, 87-75	7-3
6/3	New York	L, 73-85	7-4
6/5	at Chicago	L, 91-82	7-5
6/8	Chicago	W, 84-82	8-5
6/10	at Minnesota	W, 76-59	9-5
6/12	Phoenix	L, 99-90 OT	9-6
6/14	Phoenix	W, 83-65	10-6
6/16	at New York	L, 77-85	10-7
6/19	Connecticut	W, 71-63	11-7
6/21	at Los Angeles	L, 84-82	11-8
6/23	at Seattle	L, 85-71	11-9
6/25	at Las Vegas	10:00 p.m.	NBA TV
6/28	Atlanta	7:00 p.m.	ESPN2*
7/3	at Connecticut	1:00 p.m.	ESPN*
7/6	at Atlanta	8:00 p.m.	CBSSN
7/12	at Los Angeles	10:30 p.m.	
7/14	at Phoenix	10:00 p.m.	
7/17	Minnesota	3:00 p.m.	FACEBOOK
7/21	New York	11:30 a.m.	NBA TV
7/28	at Dallas	8:00 p.m.	CBSSN
7/30	Seattle	12:00 p.m.	ESPN*
7/31	Seattle	3:00 p.m.	AMAZON
8/2	Las Vegas	7:00 p.m.	FACEBOOK
8/5	at Chicago	8:00 p.m.	NBA TV
8/7	Los Angeles	3:00 p.m.	ESPN3
8/12	at Indiana	7:00 p.m.	FACEBOOK
8/14	Indiana	3:00 p.m.	ESPN3

All Times Eastern

All games streamed on MSN other than those denoted by \*  
All non-national televised home games to be simulcast on NBCSN

### REGULAR SEASON RECORDS

	RECORD	HOME	ROAD	OT
OVERALL	11-9	6-4	5-5	0-1
WEST	5-4	2-2	3-2	0-1
EAST	6-5	4-2	2-3	
STREAK	Lost 2	Won 1	Lost 3	Lost 1
COMM. CUP	6-5	4-2	2-3	

### OFF THE BENCH

2	MIN/G:	18.9
	PPG:	7.8
13	MIN/G:	14.4
	PPG:	2.1
21	MIN/G:	13.8
	PPG:	5.2
32	MIN/G:	21.1
	PPG:	6.8

### ROSTER/INJURY UPDATE

#### Injury Report:

No injuries to report

#### Roster Update:

Waived Kennedy Burke on 6/23

### UPCOMING MILESTONES

- Ariel Atkins (201) needs one steals to have the fifth-most steals in Mystics history
- Elizabeth Williams (365) is six blocks shy of passing Erika de Souza (370) for 15th in all-time blocks



# WASHINGTON MYSTICS GAME NOTES

## 2022 ROSTER

### ALPHABETICAL

No.	NAME	POS	H	DOB	EXP	SCHOOL/COUNTRY	PRONUNCIATION
7	Ariel Atkins	G	5-8	07/30/96	4	Texas	AIR-ee-ul
0	Shakira Austin	C	6-5	07/25/00	R	Ole Miss	
22	Alysha Clark	F	5-11	07/07/87	9	Middle Tennessee	
9	Natasha Cloud	G	5-9	02/22/92	6	St. Joe's	
11	Elena Delle Donne	F	6-5	09/05/89	8	Delaware	DELL-eh-DONN
21	Tianna Hawkins	F	6-3	03/02/91	8	Maryland	
2	Myisha Hines-Allen	F	6-1	05/30/96	4	Louisville	My-ee-shah
13	Rui Machida	G	5-4	03/08/93	R	Japan	ROO-ee / maa-CHEE-da
32	Shatori Walker-Kimbrough	G	5-9	05/18/95	5	Maryland	
1	Elizabeth Williams	C/F	6-3	06/23/93	7	Duke	



### COACHING STAFF

HEAD COACH ..... Mike Thibault (St. Martin's)  
 ASSOCIATE HEAD COACH ..... Eric Thibault (Missouri)  
 ASSISTANT COACHES ..... Shelley Patterson (Washington St.), LaToya Sanders (North Carolina)  
 HEAD ATHLETIC TRAINER..... Christina Kennedy (Cortland University, BS / Seaton Hall MS)  
 HEAD OF ATHLETE REHABILITATION ..... Kala Flagg (Howard)

### Pronunciation

Thibault ..... tee-bow  
 Kala..... kaa-luh

### NUMERICAL

0.....Austin	11... Delle Donne
1.....Williams	13..... Machida
2..... Hines-Allen	21.....Hawkins
7..... Atkins	22..... Clark
9..... Cloud	32... Walker-Kimbrough

# WASHINGTON MYSTICS GAME NOTES



## TONIGHT'S OPPONENT

### 2022 Regular Season Matchups

DATE	LOCATION	TIME/RESULT	MYSTICS LEADERS			ACES LEADERS		
			PTS	REB	AST	PTS	REB	AST
5/10	Washington, D.C.	W, 89-76	Delle Donne (19)	Two Tied (8)	Hines-Allen	Young (19)	Wilson (11)	Gray (5)
6/25	Las Vegas, NV	10:00 p.m.	-	-	-	-	-	-
8/2	Washington, D.C.	7:00 p.m.	-	-	-	-	-	-

### ALL-TIME SERIES

	RECORD	STREAK	LAST WIN	LAST LOSS
<b>OVERALL</b>	25-28	WON ONE	MAY 10, 2022 (89-76)	AUG. 17, 2021 (93-83)
<b>HOME</b>	12-15	WON ONE	MAY 10, 2022 (89-76)	JUN. 5, 2021 (96-93)
<b>AWAY</b>	13-13	LOST THREE	AUG. 5, 2019 (99-70)	AUG. 17, 2021 (93-83)

### ALL-TIME SERIES FACTS

#### MYSTICS

35, July 31, 2015 (88-53)

99, Aug. 5, 2019

58, July 28, 2005

#### LARGEST MARGIN OF VICTORY

#### MOST POINTS

#### LOW POINTS

16, June 17, 2004 (76-60)

97, June 4, 2002

53, July 31, 2015

#### ACES

### HOW THEY MATCH UP

#### MYSTICS

78.7	PPG	91.5
75.6	OPP. PPG	83.0
.430	FG%	.463
.433	OPP. FG%	.426
.333	3PG FG%	.362
.768	FT%	.808
34.9	RPG	36.4
20.5	APG	20.8
7.7	STL	6.7
13.8	TO	11.7

#### ACES

### WNBA RANKINGS

#### MYSTICS

10	PTS	1
6	FGM	1
7	FGA	2
7	FG%	3
7	3PM	4
6	3PA	4
8	3PT%	4
9	FTM	1
8	FTA	1
11	FT%	2
5	OREB	11
7	DREB	1
7	REB	2
5	AST	3
3	TO	1
5	STL	9
10	BLK	T-1
6	BLKA	11
2	PF	3
T-9	PFD	3
4	PTS OFF TO	9
6	2ND PTS	9
12	FBPS	1
7	PITP	4

#### ACES

### SERIES NOTES

- The Mystics snapped their six-game losing skid to the Aces, winning 89-76 when the teams last met on May 10 and claiming their first win over Las Vegas since August 5, 2019.
- Washington claimed their second home victory over the Aces since the team relocated to Las Vegas in 2018 earlier this season.
- Four of the past five games between these teams have been decided by 10 or less points.
- Washington forward Myisha Hines-Allen dropped 32 points against the Aces last season in a 93-96 loss on June 5, 2021. This stands as the most points scored by a Mystics player against Las Vegas in series history.

### PREVIOUS MEETING

May 10, 2022  
Mystics 89, Aces 76

AP-- Elena Delle Donne scored 12 of her 19 points in the second half, Myisha Hines-Allen had 15 points, eight rebounds and eight assists and the Washington Mystics used a big third quarter to beat the Las Vegas Aces 89-76 on Tuesday night. Washington trailed by 13 points at halftime before outscoring the Aces 24-7 in the third for a 60-56 lead. The Mystics extended their advantage to 74-60 midway through the fourth. Ariel Atkins added 13 points and eight rebounds for Washington (3-0). Katie Benzan scored 12 points and Tianna Hawkins had 10. Natasha Cloud did not play due to health and safety protocols. Jackie Young scored 19 points and Kelsey Plum added 18 for Las Vegas (2-1). Dearica Hamby added 14 points with eight rebounds, and A'ja Wilson had 10 points and 11 rebounds. Young and Plum each scored 14 points in the first half, and Wilson had 10 points and eight rebounds to help the Aces build a 49-36 lead. Las Vegas shot 57.6% from the field in the first half while holding the Mystics to 39.5%. Wilson secured a double-double in the third quarter. UConn stars Paige Bueckers and Azzi Fudd sat courtside.



# WASHINGTON MYSTICS GAME NOTES

## MYSTICS 2022 AVERAGES

Through June 23 (11-9)

WASHINGTON MYSTICS

2022 REGULAR SEASON STATISTICS

PLAYER				-FIELD GOALS-			-3-POINT FG--			-FREE THROWS-			--REBOUNDS--			AST	PF	DQ	STL	TO	BLK	PTS	AVG
	G	GS	MIN	FG	FGA	PCT	FG	FGA	PCT	FT	FTA	PCT	OFF	DEF	TOT								
Delle Donne	12	12	324	70	148	.473	18	46	.391	26	30	.867	15	53	68	25	19	0	8	15	12	184	15.3
Atkins	20	20	595	106	252	.421	40	107	.374	49	59	.831	24	46	70	48	52	2	26	26	4	301	15.1
Cloud	18	18	565	63	165	.382	23	78	.295	36	46	.783	10	55	65	133	26	0	21	50	4	185	10.3
Clark	13	13	306	46	94	.489	14	45	.311	9	10	.900	13	45	58	29	24	0	11	12	3	115	8.8
Austin	20	16	422	70	130	.538	0	1	.000	31	45	.689	37	94	131	14	44	0	13	25	17	171	8.6
Hines-Allen	20	12	379	61	154	.396	16	45	.356	17	28	.607	25	68	93	44	32	0	13	35	3	155	7.8
Walker-Kimbrough	19	3	402	42	112	.375	13	41	.317	32	35	.914	4	36	40	26	26	0	22	22	4	129	6.8
Williams	14	0	244	39	80	.488	0	0	---	13	24	.542	22	39	61	8	22	0	7	10	14	91	6.5
Benzan	3	0	27	5	9	.556	5	7	.714	3	4	.750	1	1	2	1	7	0	0	2	1	18	6.0
Burke	16	4	222	33	74	.446	11	32	.344	10	17	.588	8	27	35	7	17	0	16	8	4	87	5.4
Hawkins	17	0	235	32	82	.390	9	38	.237	16	17	.941	9	35	44	18	31	0	9	25	2	89	5.2
Jones	3	0	19	3	7	.429	1	2	.500	0	0	---	1	1	2	1	4	0	1	0	0	7	2.3
Machida	20	2	287	17	57	.298	5	24	.208	3	4	.750	4	25	29	55	13	0	6	27	2	42	2.1
<b>MYSTICS</b>	<b>20</b>	<b>-</b>	<b>4025</b>	<b>587</b>	<b>1364</b>	<b>.430</b>	<b>155</b>	<b>466</b>	<b>.333</b>	<b>245</b>	<b>319</b>	<b>.768</b>	<b>173</b>	<b>525</b>	<b>698</b>	<b>409</b>	<b>317</b>	<b>2</b>	<b>153</b>	<b>275</b>	<b>70</b>	<b>1574</b>	<b>78.7</b>
<b>OPPONENTS</b>	<b>20</b>	<b>-</b>	<b>4025</b>	<b>563</b>	<b>1299</b>	<b>.433</b>	<b>151</b>	<b>450</b>	<b>.336</b>	<b>235</b>	<b>311</b>	<b>.756</b>	<b>146</b>	<b>539</b>	<b>685</b>	<b>382</b>	<b>340</b>	<b>3</b>	<b>142</b>	<b>316</b>	<b>78</b>	<b>1512</b>	<b>75.6</b>

	-- SINGLE-GAME HIGHS --							----- AVERAGE PER GAME -----							-CAREER HIGHS		(C=SET, T=TIED THIS SEASON)-								
PLAYER	MIN	REB	AST	ST	TO	BL	PTS	MIN	REB	AST	STL	TO	BLK	PTS	FG	FGA	FT	FTA	REB	AST	PTS	FG	FGA	FT	FTA
Delle Donne	33	9	4	3	3	3	21	27.0	5.7	2.1	0.67	1.3	1.00	15.3	14	27	19	19	16	7	45	14	27	19	19
Atkins	35	8	6	3	3	1	28	29.7	3.5	2.4	1.30	1.3	0.20	15.1	8C	18C	7C	8C	7C	5C	26C	8C	18C	7C	8C
Cloud	39	6	13	3	6	1	19	31.4	3.6	7.4	1.17	2.8	0.22	10.3	9	18	9C	10C	9	13C	26	9	18	9C	10C
Clark	29	8	5	3	3	1	18	23.5	4.5	2.2	0.85	0.9	0.23	8.8	9	14	8	8	10	7	23	9	14	8	8
Austin	35	13	3	3	4	2	20	21.1	6.6	0.7	0.65	1.3	0.85	8.6	9C	11C	4C	6C	13C	3C	20C	9C	11C	4C	6C
Hines-Allen	35	10	8	3	6	2	18	18.9	4.7	2.2	0.65	1.8	0.15	7.8	13	23	9	10	17	8T	35	13	23	9	10
Walker-Kimbrough	35	5	4	3	3	1	11	21.1	2.1	1.4	1.16	1.2	0.21	6.8	7	18	8	8	8	5	24	7	18	8	8
Williams	25	15	3	2	2	6	12	17.4	4.4	0.6	0.50	0.7	1.00	6.5	11	16	9	12	16	6	22	11	16	9	12
Benzan	15	2	1	0	1	1	12	8.9	0.7	0.3	0.00	0.7	0.33	6.0	3C	5C	3C	4C	2C	1C	12C	3C	5C	3C	4C
Burke	29	6	1	3	3	1	13	13.9	2.2	0.4	1.00	0.5	0.25	5.4	7	13	7	9	6T	4	23	7	13	7	9
Hawkins	24	6	3	2	5	1	21	13.8	2.6	1.1	0.53	1.5	0.12	5.2	11	17	7	8	12	5	24	11	17	7	8
Jones	16	1	1	1	0	0	5	6.2	0.7	0.3	0.33	0.0	0.00	2.3	2T	7	2	2	5	1T	5T	2T	7	2	2
Machida	31	4	9	2	4	1	9	14.4	1.5	2.8	0.30	1.4	0.10	2.1	4C	8C	2C	2C	4C	9C	9C	4C	8C	2C	2C
MYSTICS	225	44	24	11	21	9	90	201.3	34.9	20.5	7.65	13.8	3.50	78.7	45	89	42	55	52	33	118	45	89	42	55
OPPONENTS	225	43	29	11	25	8	99	201.3	34.3	19.1	7.10	15.8	3.90	75.6	41	97	40	51	52	31	110	41	97	40	51

## COMMISSIONERS CUP



The WNBA Commissioner's Cup presented by Coinbase returns for its second season in 2022. The in-season tournament pits each team against their five conference rivals during the first half of the regular season as they compete for a spot in the Championship Game. The team from each conference with the top record in Cup games will compete for a prize pool of half a million dollars in the Commissioner's Cup Championship Game on Tuesday, July 26.

For Washington, the first home and away game of the 2022 season against Atlanta, Chicago, Connecticut, Indiana and New York count towards the Cup Standings, which will take place between May 6 and July 7. The Seattle Storm took home the inaugural Commissioner's Cup in 2021, defeating the Connecticut Sun 79-57.

# WASHINGTON MYSTICS GAME NOTES

## WHAT TO WATCH FOR IN 2022

### Team

- Washington looks to make the playoffs for the ninth time under Head Coach Mike Thibault's tutelage. Since Thibault has been at the helm (2013), the Mystics have not reached the postseason only twice (2016, 2021).
- Head Coach Mike Thibault (368) looks to reach 375 career wins. Thibault is the winningest coach in WNBA history and has totaled 162 wins with the franchise.
- The 2022 WNBA season marks the 25th Anniversary for the Washington Mystics. Chartered in 1997, the Mystics are one of the first WNBA expansion franchises to be established and the longest tenured continuously operating women's professional sports team in Washington, D.C.
- Washington will appear on national TV (ABC, CBSSN, ESPN2, ESPN3, NBATV) 18 times this season.
- Washington has nine afternoon games this season, with five of the nine games having a 3:00 p.m. tip-time.
- Washington looks to total at least 20 wins. Since 2018, Washington, Connecticut, Las Vegas and Seattle are the only teams to have multiple 20-plus win seasons.
- The Mystics look to attempt 20+ three-pointers per game for the sixth-consecutive season. Last season, Washington attempted a franchise-high 27.4 three-pointers per game.
- Washington will look to build upon their three-pointers made per game (9.0) and three-point field goal percentage (.328) which both rank second in franchise history only behind the 2019 season.
- The Mystics will look to dish out 18+ assists per game for the fourth-consecutive season. Washington is one-of-five teams in the league who have compiled three-straight 18+ assist per game seasons.
- Washington looks to average 80 or more points per game for the sixth time over the last seven seasons.

### Elena Delle Donne

- Elena Delle Donne looks to finish top-five in points for the sixth time since the 2015 season. Delle Donne ranked second in points (19.5) during the 2019 season.
- Delle Donne looks to shoot at least .500 percent from the field and .400 percent from three-point range (min. 3 PTA per game) for the second time in her career after doing so during the 2019 campaign.
- For the fourth time in her career, Delle Donne will look to total at least 500 points and 200 rebounds in a single season.
- Delle Donne (1,916) needs 84 points to become the sixth player in franchise history to score 2,000 points.

### Natasha Cloud

- Natasha Cloud looks to build upon her career-best and franchise record 6.4 assists per game recorded last season.
- Cloud looks to total 150 or more assists for the third consecutive season. Cloud's 189 assists in 2019 were the most recorded in a single season in franchise history and her 919 career assists rank as the most in franchise history.
- Cloud looks to average 5.0 assists per game for the third-consecutive season. Cloud could become the only player in franchise history to average five-plus assists in three or more seasons (min. 20 GP).

### Ariel Atkins

- Ariel Atkins looks to continue to improve her scoring average for the third consecutive season, after averaging a career-best 16.2 points per game.
- Atkins (1,780) could become the sixth player in franchise history to eclipse 2,000 career points with the franchise.
- Atkins (201) recorded her 200th career steal this season, becoming only the seventh player in franchise history to do so. [6/21 at LAS]
- Atkins looks to notch 40+ steals for a fourth-straight season. Atkins is the only player in the league to tally 40+ steals in three-consecutive seasons (2019-21).

### Myisha Hines-Allen

- Myisha Hines-Allen looks to average at least 12.0 points and 7.0 rebounds per game for the third consecutive season. Hines-Allen is one-of-eight players in the WNBA to average 12+ points and 7+ rebounds since 2019.
- Hines-Allen (914) looking to eclipse 1,000 points for her career.
- Hines-Allen (541) recorded her 500th career rebound, becoming the 19th player in franchise history to do so. [6/5 at CHI]

### Alysha Clark

- Alysha Clark (2,006) needs five points to record her 2000th career point.
- Clark (986) needs 23 rebounds to record her 1000th career rebound.
- Clark to build upon career-highs in field goal percentage (.558) and three-point percentage (.522) recorded during the 2020 season. Clark has finished with a FG% of .500-or-better four times in her nine-year career.

### Tianna Hawkins

- Tianna Hawkins will look to climb the Mystics' all-time points scored leader board. Hawkins currently ranks 20th in franchise history with 1,217 points in a Mystics uniform.
- Hawkins will look to build on her .466 career field goal percentage with Washington which ranks as the sixth highest in franchise history.
- Hawkins (648) surpassed Kia Vaughn (614, 2013-16) for the 11th-most rebounds in Mystics history [on 5/17 at DAL].



# WASHINGTON MYSTICS GAME NOTES

## 2022 NOTES

### Sharing the Ball

- Washington is averaging 20.5 assists per game, fifth most in the WNBA. The Mystics hold an assist percentage of 69.7% (fifth) and an assist ratio of 18.4, third best in the WNBA.
- The Mystics' 20.5 assists are the most the team has averaged since 2019 (21.9) and is currently the second most in franchise history.
- The Mystics have recorded 20+ assists 13 times this season, the second most 20+ assists games by a team this season.
- Since the 2018 season, Washington has total 72 games of 20+ assists, the fifth most in that time span.

20+ Assist Games - 2022	
Sky	14
Mystics	13
Storm	12
Sun	10
Lynx	10
Three Tied	9

### 9's Dishing Dimes

- Natasha Cloud recorded eight assists on 6/23 at SEA the 22nd consecutive game dating back to 9/10/2021 she has dished five or more assists in a game, the longest active streak in the WNBA and the third longest streak in league history.
- Cloud career-best 13 assist on 6/21 are tied for the most by a Mystics player [Ivory Latta, 2013] and it marks her 10th career 10+ assist game. Since the 2019 season, she has totaled eight 10+ assist games - the second most in the league.
- Cloud is averaging a career-best 7.4 assists per game, the most in the WNBA.

5+ Assist Game Streaks (Active)	
Natasha Cloud	22
Sabrina Ionescu	8
Skylar Diggins-Smith	6
Two Tied	4

7+ Assist Games Since 2021 Season	
C. Vandersloot	30
N. Cloud	25
S. Ionescu	20
S. Bird	18

Players That Have Totaled 550+ AST Since 2018		
Player	Ast Total	Games
Courtney Vandersloot	1167	134
Chelsea Gray	778	138
Natasha Cloud	622	106
Jasmine Thomas	550	122

### Triple A

- Ariel Atkins has connected on 40 three-point makes this season, tied for the eighth most in the WNBA. Atkins is currently averaging 2.0 three-pointers on .374 shooting from long distance. On 5/22 vs. Chicago, Atkins passed Alana Beard for second in franchise three-point makes. Atkins is the youngest player in Mystics history to reach 200 three-point makes.

Mystics 3PM Leaders	
Ivory Latta	308
Ariel Atkins	247
Alana Beard	220

Youngest Players To Reach 220+ 3PM	
D. Taurasi	24y, 55d
M. Moore	24y, 349d
L. Jackson	25y, 35d
K. Mitchell	25y, 203d
S. Bird	25y, 221d
A. Atkins	25y, 296d

### Longest Mystics 3PM Game Streaks

Ivory Latta	66
Ariel Atkins	19
Ariel Atkins	17

### 4000 For EDD

- On 5/24 vs. Atlanta, Elena Delle Donne scored her 4000th career point, becoming the 40th player in the WNBA to reach 4000 points. Delle Donne is the second quickest to 4000 career points.

### Fastest to 4000 Points - WNBA

Diana Taurasi	197
Elena Delle Donne	199
Angel McCoughtry	206
Cappie Pondexter	208

### She's Back

- Elena Delle Donne is averaging 15.3 points, 5.7 rebounds and 2.1 assists on .473 shooting from the field and .391 shooting from three-point range. She joins Nneka Ogumike (LAS) as the only players to start the season averaging at least 15 points and five rebounds on .470 or better shooting from the field and .400 shooting from three-point range [min. 1 3PA].

### Player Seasons Averaging 15+ PTS, 5+ REB, 45.0+ FG% and 37.0+ 3P%

Player	Seasons	Years
Elena Delle Donne	5	2016-19, 2022
Lauren Jackson	4	2004, 2006-07, 2009
Four Tied	2	

\*Min 30 3PA

### HEAD COACH MIKE THIBAULT

Mike Thibault was named the head coach/general manager of the team on December 18, 2012. Under his tutelage, Washington has made the playoffs all but twice (2016, 2021). The winningest coach in WNBA history, Thibault has led Washington to the playoffs to seven total postseason appearances and in four of the last five seasons.

2013*	17-17	(.500)
2014*	16-18	(.471)
2015*	18-16	(.529)
2016	13-20	(.394)
2017*	18-16	(.529)
2018*	22-12	(.647)
2019*	26-8	(.765)
2020*	9-13	(.409)
2021	12-19	(.387)
2022	11-9	(.550)
<b>TOTAL</b>	<b>162-150</b>	<b>(.519)</b>
<b>CAREER</b>	<b>368-284</b>	<b>(.564)</b>

\* denotes playoff appearance

# WASHINGTON MYSTICS GAME NOTES

## 2022 NOTES

### Rookie Moves

- Austin has recorded five-plus rebounds in 16 games, the most amongst rookies and one of four rookies to have totaled at least 10 or more games of five-plus rebounds. Austin's 16 games is the fourth most by a Mystics rookie.
- Austin currently ranks eighth in the WNBA in field goal percentage (53.8%). Austin currently ranks second amongst rookies in FG% and is the only rookie to have totaled 75+ points and 50+ rebounds on 50.0% or better shooting.

#### Top FG% By a Mystics Rookie [min. 75 minutes played]

Crystal Langhorne	62.4%	2008
Shakira Austin	53.8%	2022
Zane Tamane	53.8%	2006
Alessandra Santos de Oliveira	51.6%	1998

- Austin has totaled 171 points and 131 rebounds on the season, the first Mystics rookie to total at least 100 points and 100 rebounds since Stefanie Dolson (2014).

#### Rookies to Total 150 Points and 100 Rebounds, 2022

Name	Pts	Reb
NaLyssa Smith	198	128
Shakira Austin	163	122

### D-FENCE

- Washington is holding opponents to 75.6 points per game, the fewest in the league. This marks the fewest opponent points per game since the 2015 season, when Washington held their opposition to 71.2 points.
- Opponents are shooting 43.3% from the field against Washington (fifth in the WNBA), the lowest opponent FG% since 2015 when Mystics opponents shot 40.5%.
- Washington currently ranks third in defensive rating (96.2)
- The Mystics are averaging 15.9 personal fouls per game, the second fewest in the league. Washington opponents are averaging 15.6 free-throw attempts per game (third fewest in the WNBA).

#### Mystics Op. PPG Since 2010

2015	71.2
2010	73.3
2022	75.6

#### Mystics DEF RTG Since 2018

2022	96.2
2021	104.4
2020	102.2
2019	98.1
2018	103.5

#### 10+ Point Wins, 2022

Washington	8
Las Vegas	7
Connecticut	7
Dallas	6

### All Hustle

- Washington is forcing opponents into 15.8 turnovers per game, fourth most in the WNBA. The Mystics are averaging 16.7 points off opponent turnovers (fourth in WNBA).
- Ariel Atkins is averaging 4.5 points off turnovers, third most in the WNBA. Last season (2021), Atkins led the league in points off turnovers (4.2).

#### WAS Opp TO Last Three Seasons

2022	15.8
2021	14.3
2020	15.6

### Miscellaneous

- Washington currently ranks third in defensive (96.2) rating and seventh in offensive (99.9). The Mystics have never finished a season ranking top five in both categories.
- Washington ranks top-five in opponent points off turnovers (15.0; fifth), opponent second chance points (9.5; third), opponent fast break points (9.3; fifth) and opponent points in the paint (30.1; second). Washington joins Las Vegas as the only teams to rank top five in all four categories.

### All About Ariel

- Atkins has totaled 18 10+ point games this season, the first amongst Mystics player and the most double-figuring scoring games by a player this season.

#### 10+ PT Games By Guards, 2022

Ariel Atkins	18
Kelsey Plum	16
Allisha Gray	16
Kelsey Mitchell	16
Four Tied	15

#### 10+ PT Games By Mystics Player, 2018-2022

Ariel Atkins	95
Elena Delle Donne	66
Natasha Cloud	43
Myisha Hines-Allen	42

### 75 or Less

- The Mystics have held their opponent to 75 or fewer points in 10 games this season (the most in the league), posting a 9-1 record in those games.

#### Opponent 75 Pts or Less Games, 2022

Washington	10
Seattle	9
Connecticut	8
Atlanta	8
Chicago	6

### 11 Deep

- Washington's bench is averaging 22.7 points per game (fifth most) on 41.9% shooting (sixth). The Mystics' bench ranks third in rebounds (11.3), second in assists (5.5) and fifth in steals (2.6).
- On 6/19 vs. CON, the Mystics' bench recorded 21 points, the 12th game this season they have totaled 20+ points.
- Elizabeth Williams totaled 10 points and six rebounds in a reserve role on 6/14. This marks her third 10/5 game off the bench this season.

### Leading Scorer

- Delle Done totaled 20 point and four rebounds on 6/23 at SEA, her third 20+ point game this season. Since joining the Mystics in 2017, she has totaled 50 20+ point games - with the team posting a 39-11 record (.780) in those games.
- Delle Donne recorded her 71st 15+ point game with the Mystics on 6/23 at SEA, the fourth most games in franchise history.

#### Mystics W/L Record When EDD Plays

2022	8-4 (.667)
Overall	69-31 (.690)

\* Reflects Regular Season

# WASHINGTON MYSTICS GAME NOTES



#7 ARIEL ATKINS

GUARD

AGE: 25

HT: 5-8

WT: 167

FROM: TEXAS

5th WNBA Season/5th with team

## 2022 SEASON HIGHLIGHTS

- Reached her 1500 career point on 5/8 at MIN
- Has scored in double figures in 18 games
- Moved into second in franchise 3PM

## 2021 SEASON HIGHLIGHTS

- Nine 20+ point game
- Totaled 3+ three-pointers in a game 11 times
- Recorded first career 30+ point game on 6/17 vs. ATL
- Scored 15+ points in 10 consecutive games (5/21-6/19)
- Named to the All-Defensive Second Team

## FUN FACTS

- From Dallas, Texas
- Member of the 2018 WNBA All-Rookie Team
- Four-time All-Defensive Second Team selection
- Won a gold medal at the 2020 Tokyo Olympics
- Was named a 2021 WNBA All-Star

LAST 5 GAMES																					
MATCH UP	W/L	MIN	PTS	FGM	FGA	FG%	3PM	3PA	3P%	FTM	FTA	FT%	OR	DR	REB	AST	TOV	STL	BLK	PF	+/-
6/14 VS. PHX	W	28	13	5	15	33.3	3	7	42.9	0	0	---	0	4	4	3	2	1	1	2	13
6/16 AT NYL	L	20	11	4	10	40.0	3	5	60.0	0	0	---	0	3	3	1	2	0	1	2	-4
6/19 VS. CON	W	33	12	5	11	45.5	2	3	66.7	0	0	---	1	3	4	6	1	2	0	3	1
6/21 AT LAS	L	29	22	7	15	46.7	3	7	42.9	5	5	100	2	1	3	0	2	3	0	2	5
6/23 AT SEA	L	29	11	5	18	27.8	1	10	10.0	0	0	---	3	2	5	1	0	1	0	1	-15
SEASON AVERAGES		29.7	15.1	5.3	12.6	42.1	2.0	5.4	37.4	2.5	3.0	83.1	1.2	2.3	3.5	2.4	1.3	1.3	0.2	2.6	4.9

## CAREER HIGHS

Minutes.....	42, Sept. 6, 2020 vs. Dallas	Defensive Rebounds .....	6, Aug. 21, 2020 at Dallas
Field Goals.....	10, June 17, 2021 vs. Atlanta (two times)	Rebounds.....	9, Aug. 21, 2020 at Dallas
Field Goal Attempts .....	21, September 4, 2021 at Minnesota	Assists.....	7, June 24, 2021 at Los Angeles
Three-Point Field Goals .....	5, Sept. 17, 2021 at New York (seven times)	Steals.....	5, Sept. 12, 2020 at New York (four times)
Three-Point Attempts.....	13, Sept. 17, 2021, at New York	Turnovers.....	4, June 29, 2021 vs. Connecticut (seven times)
Free Throws.....	9, June 17, 2021 vs. Atlanta	Blocked Shots .....	3, July 7, 2019 at Los Angeles (two times)
Free Throw Attempts.....	10, June 17, 2021 vs. Atlanta	Points .....	32, June 17, 2021 vs. Atlanta
Offensive Rebounds .....	5, July 13, 2018 vs. Chicago		



#0 SHAKIRA AUSTIN

CENTER

AGE: 21

HT: 6-5

WT: 190

FROM: OLE MISS

Rookie Season

## 2022 SEASON

- Recorded first career double-double on 5/8 at MIN
- Two double-doubles on the season
- Has scored in double figures six times
- Started 16 times this season

## FUN FACTS

- Was an AP Honorable Mention All-America ... USBC Honorable Mention All-America ... WCBA Honorable Mention All-America ... First-Team All SEC ... Eighth Rebel to earn consecutive First-Team All-SEC honors... Gillom Trophy Award Winner
- At Ole Miss started in all 32 games, finishing the season averaging 15.2 points, 9.0 rebounds, 2.1 blocks, 1.2 steals per game while shooting at a .463 clip from the field

LAST 5 GAMES																					
MATCH UP	W/L	MIN	PTS	FGM	FGA	FG%	3PM	3PA	3P%	FTM	FTA	FT%	OR	DR	REB	AST	TOV	STL	BLK	PF	+/-
6/14 VS. PHX	W	26	16	6	11	54.5	0	1	0.0	4	4	100	1	9	10	0	1	1	1	1	15
6/16 AT NYL	L	22	8	4	8	50.0	0	0	---	0	2	0.0	1	5	6	0	0	2	0	2	-8
6/19 VS. CON	W	16	5	2	6	33.3	0	0	---	1	2	50.0	2	6	8	1	2	0	1	3	-11
6/21 AT LAS	L	21	4	2	8	25.0	0	0	---	0	0	---	3	3	6	2	0	0	1	3	3
6/23 AT SEA	L	20	8	2	5	40.0	0	0	---	4	6	66.7	4	5	9	1	2	0	0	2	-4
SEASON AVERAGES		21.1	8.6	3.5	6.5	53.8	0.0	0.1	0.0	1.6	2.3	68.9	1.9	4.7	6.6	0.7	1.3	0.7	0.9	2.2	5.6

## CAREER HIGHS

Minutes.....	35, May 8, 2022, at Minnesota	Defensive Rebounds .....	9, June 14, 2022 vs. Phoenix (two times)
Field Goals.....	9, May 17, 2022, at Dallas	Rebounds.....	13, June 10, 2022, at Minnesota
Field Goal Attempts .....	11, June 14, 2022 vs. Phoenix (three times)	Assists.....	3, May 22, 2022, vs. Chicago
Three-Point Field Goals .....	1, June 14, 2022 vs. Phoenix	Steals.....	3, May 20, 2022, at Atlanta
Three-Point Attempts.....	4, June 14, 2022 vs. Phoenix (two times)	Turnovers.....	4, May 28, 2022, at Connecticut
Free Throws.....	5, June 12, 2022 vs. Phoenix	Blocked Shots .....	2, June 8, 2022, vs. Chicago (three times)
Free Throw Attempts.....	4, June 23, 2022, at Seattle (three times)	Points .....	20, May 17, 2022, at Dallas
Offensive Rebounds .....			



# WASHINGTON MYSTICS GAME NOTES



#22 ALYSHA CLARK

GUARD

AGE: 34

HT: 5-11

WT: 167

FROM: MIDDLE TENNESSEE

[@Alysha\\_Clark](#)

10th WNBA Season/1st with team

## 2022 SEASON HIGHLIGHTS

- Made Mystics debut on 5/13 vs. Dallas
- Scored her 2000+ career point on 6/23 at SEA

## 2021 SEASON HIGHLIGHTS

- Missed the 2021 season due to a foot injury

## FUN FACTS

- Two-time WNBA champion (2018, 2020)
- Unanimous selection to 2020 WNBA All-Defensive First Team
- Has a dog named Sly
- An aspiring chef

MATCH UP	W/L	MIN	PTS	FGM	FGA	FG%	3PM	3PA	3P%	FTM	FTA	FT%	OR	DR	REB	AST	TOV	STL	BLK	PF	+/-
6/14 VS. PHX	W	24	11	4	8	50.0	3	5	60.0	0	0	---	0	6	6	1	0	2	0	2	8
6/16 AT NYL	L	21	5	2	8	25.0	1	6	16.7	0	0	---	2	3	5	0	0	0	0	2	-7
6/19 VS. CON	W	27	10	4	11	36.4	2	7	28.6	0	0	---	0	4	4	5	2	0	1	2	12
6/21 AT LAS	L	24	7	3	7	42.9	1	2	50.0	0	0	---	1	1	2	1	0	2	1	1	7
6/23 AT SEA	L	29	11	5	9	55.6	1	3	33.3	0	0	---	1	7	8	4	1	1	0	2	-2
SEASON AVERAGES		23.5	8.8	3.5	7.2	48.9	1.1	3.5	31.1	0.7	0.8	90.0	1.0	3.5	4.5	2.2	0.9	0.8	0.2	1.8	2.8

## CAREER HIGHS

Minutes.....38, July 10, 2018, Seattle vs. Los Angeles  
 Field Goals.....9, September 1, 2017, Seattle at Washington (two times)  
 Field Goal Attempts.....14, July 23, 2019, Seattle at Las Vegas  
 Three-Point Field Goals.....4, September 13, 2020, Seattle vs. Las Vegas (two times)  
 Three-Point Attempts.....7, June 23, 2019, Seattle vs. Indiana (three times)  
 Free Throws.....8, June 7, 2018, Seattle at Los Angeles  
 Free Throw Attempts.....8, June 7, 2018, Seattle at Los Angeles (three times)  
 Offensive Rebounds.....6, June 10, 2018, Seattle vs. Atlanta

Defensive Rebounds.....9, August 8, 2017, Seattle at Connecticut  
 Rebounds.....10, June 10, 2019, Seattle at Las Angeles (two times)  
 Assists.....7, September 4, 2016, Seattle at Atlanta  
 Steals.....5, June 7, 2018, Seattle at Los Angeles  
 Turnovers.....5, July 3, 2019, Seattle vs. New York  
 Blocked Shots.....4, June 9, 2018, Seattle at Chicago  
 Points.....23, June 5, 2016, Seattle vs. New York



#9 NATASHA CLOUD

GUARD

AGE: 30

HT: 5-9

WT: 160

FROM: ST. JOES

[@T\\_Cloud4](#)

7th WNBA Season/7th with team

## 2021 SEASON HIGHLIGHTS

- Seven or more assists in 14 games
- Totaled 10+ assists four times (6/5, 6/17, 7/10, 8/15, 8/31)
- Scored her 1000th career point on 6/8 vs. MIN
- Career-high six steals on 6/8 vs. MIN
- Totaled 10 points, 11 assists and nine rebounds on 9/17 - only 10/10/9 game in franchise history
- Two double-doubles

## FUN FACTS

- Daughter of Sharon and Emil Cloud
- Majored in communication studies
- Named to the 2019 All-Defensive second team

MATCH UP	W/L	MIN	PTS	FGM	FGA	FG%	3PM	3PA	3P%	FTM	FTA	FT%	OR	DR	REB	AST	TOV	STL	BLK	PF	+/-
6/14 VS. PHX	W	29	6	2	5	40.0	0	3	0.0	2	2	100	0	0	0	10	2	0	0	3	13
6/16 AT NYL	L	33	17	6	14	42.9	3	7	42.9	2	2	100	0	5	5	7	4	0	0	2	-4
6/19 VS. CON	W	33	8	3	8	37.5	0	4	0.0	2	4	50.0	0	4	4	5	0	3	1	2	7
6/21 AT LAS	L	33	13	4	6	66.7	3	3	100	2	7	28.6	2	1	3	13	4	3	0	2	3
6/23 AT SEA	L	30	3	1	4	25.0	1	4	25.0	0	0	---	1	2	3	8	2	1	1	0	-19
SEASON AVERAGES		31.4	10.3	3.5	9.2	38.2	1.3	4.3	29.5	2.0	2.6	78.3	0.6	3.1	3.6	7.4	2.8	1.2	0.2	1.4	3.6

## CAREER HIGHS

Minutes.....39, July 19, 2019, Washington at Indiana  
 Field Goals.....9, July 7, 2019 Washington at New York  
 Field Goal Attempts.....18, July 7, 2018, Washington vs. Minnesota  
 Three-Point Field Goals.....5, June 24, 2016, Washington vs. Phoenix  
 Three-Point Attempts.....11, July 13, 2019, Washington vs. Las Vegas  
 Free Throws.....9, May 20, 2022, Washington at Atlanta  
 Free Throw Attempts.....10, May 20, 2022, Washington at Atlanta  
 Offensive Rebounds.....2, May 15, 2021, Washington vs. Chicago (four times)

Defensive Rebounds.....9, June 17, 2021, Washington vs. Atlanta  
 Rebounds.....9, June 17, 2021, Washington vs. Atlanta  
 Assists.....13, June 21, 2022, Washington at Los Angeles  
 Steals.....6, June 8, 2021, Washington vs. Minnesota  
 Turnovers.....8, August 11, 2019, Washington at Minnesota  
 Blocked Shots.....2, May 25, 2019, Washington at Connecticut  
 Points.....26, July 7, 2019, Washington at New York

# WASHINGTON MYSTICS GAME NOTES



#11 ELENA DELLE DONNE

FORWARD

AGE: 32

HT: 6-5

WT: 187

FROM: DELAWARE

@De1leDonne

9th WNBA Season/5th with team

## 2022 SEASON HIGHLIGHTS

- Recorded 4000th career point on 5/24
- Has missed eight games this season (back-rest)

## 2021 SEASON HIGHLIGHTS

- Made first appearance of the 2021 season on 8/22 vs. SEA

## FUN FACTS

- Has two dogs, Rue and Rasta
- Selected 2nd overall in the 2013 WNBA Draft by Chicago
- An avid golfer
- The only WNBA player to qualify for and join the 50/40/90 club
- Two-time MVP

MATCH UP	W/L	MIN	PTS	FGM	FGA	FG%	3PM	3PA	3P%	FTM	FTA	FT%	OR	DR	REB	AST	TOV	STL	BLK	PF	+/-
6/14 VS. PHX	W	26	7	3	5	60.0	1	2	50.0	0	0	0.0	0	3	3	3	2	2	0	3	5
6/16 AT NYL	L																				
6/19 VS. CON	W	31	15	6	12	50.0	1	2	50.0	2	2	100	1	5	6	2	3	0	2	2	11
6/21 AT LAS																					
6/23 AT SEA	L	29	20	7	17	41.2	2	6	33.3	4	4	100	1	3	4	1	3	1	0	2	-6
SEASON AVERAGES		27.0	15.3	5.8	12.3	47.3	1.5	3.8	39.1	2.2	2.5	86.7	1.3	4.4	5.7	2.1	1.3	0.7	1.0	1.6	4.3

## CAREER HIGHS

Minutes.....44, June 24, 2015, Chicago vs. Atlanta  
 Field Goals.....14, July 30, 2019, Washington vs. Phoenix (two times)  
 Field Goal Attempts.....27, July 1, 2016, Chicago vs. Washington  
 Three-Point Field Goals.....6, September 1, 2017, Washington vs. Seattle  
 Three-Point Attempts.....10, May 27, 2016, Chicago vs. San Antonio (three times)  
 Free Throws.....19, June 24, 2015, Chicago vs. Atlanta  
 Free Throw Attempts.....19, June 24, 2015, Chicago vs. Atlanta  
 Offensive Rebounds.....6, June 6, 2014, Chicago vs. Los Angeles

Defensive Rebounds.....14, July 31, 2018, Washington at Atlanta (two times)  
 Rebounds.....16, July 31, 2018, Washington at Atlanta (two times)  
 Assists.....7, May 20, 2018, Washington vs. Indiana  
 Steals.....4, June 15, 2018, Washington vs. Los Angeles (three times)  
 Turnovers.....5, June 24, 2015, Chicago vs. Atlanta  
 Blocked Shots.....6, June 24, 2015, Chicago vs. Atlanta  
 Points.....45, June 24, 2015, Chicago vs. Atlanta



#21 TIANNA HAWKINS

FORWARD

AGE: 31

HT: 6-3

WT: 186

FROM: MARYLAND

@t\_hawk21

9th WNBA Season/7th with team

## 2021 SEASON HIGHLIGHTS

- Appeared in 28 games with a career-most 8 starts for the Atlanta Dream
- Reached 100 career steals with one against Los Angeles (8/17)

## FUN FACTS

- Won the inaugural season of Athletes Unlimited
- A member of the 2019 Mystics Championship team

MATCH UP	W/L	MIN	PTS	FGM	FGA	FG%	3PM	3PA	3P%	FTM	FTA	FT%	OR	DR	REB	AST	TOV	STL	BLK	PF	+/-
6/14 VS. PHX	W	1	0	0	0	---	0	0	---	0	0	---	0	0	0	0	0	0	0	0	2
6/16 AT NYL	L	16	4	0	4	0.0	0	3	0.0	4	4	100	1	2	3	2	0	0	0	0	-4
6/19 VS. CON	W	2	0	0	2	0.0	0	1	0.0	0	0	---	0	0	0	0	1	0	0	1	-11
6/21 AT LAS	L	17	3	1	5	20.0	1	2	50.0	0	0	---	0	3	3	2	0	0	0	0	-10
6/23 AT SEA	L	11	3	1	4	25.0	1	2	50.0	0	0	---	1	3	4	0	0	0	1	1	-5
SEASON AVERAGES		13.8	5.2	1.9	4.8	39.0	0.5	2.2	23.7	0.9	1.0	94.1	0.5	2.1	2.6	1.1	1.5	0.5	0.1	1.8	0.4

## CAREER HIGHS

Minutes.....35, May 29, 2018 at Seattle  
 Field Goals.....11, July 10, 2019 vs. Phoenix  
 Field Goal Attempts.....17, July 10, 2019 vs. Phoenix  
 Three-Point Field Goals.....4, Sept. 8, 2019 vs. Chicago  
 Three-Point Attempts.....7, Aug. 15, 2020 vs. Las Vegas (four times)  
 Free Throws.....7, July 14, 2017 at Indiana  
 Free Throw Attempts.....8, July 14, 2017 at Indiana  
 Offensive Rebounds.....4, Aug. 15, 2020 vs. Las Vegas (five times)

Defensive Rebounds.....9, May 30, 2018 at Phoenix (two times)  
 Rebounds.....12, May 30, 2018 at Phoenix  
 Assists.....5, Aug. 25, 2019 vs. New York  
 Steals.....4, June 29, 2017 vs. New York  
 Turnovers.....5, June 8, 2022 vs. Chicago (three times)  
 Blocked Shots.....3, June 13, 2018 at Connecticut  
 Points.....24, Sept. 8, 2019 vs. Chicago

# WASHINGTON MYSTICS GAME NOTES



#2 MYISHA HINES-ALLEN

FORWARD

AGE: 26

HT: 6-1

WT: 200

FROM: LOUISVILLE

@Mooks\_22

5th WNBA Season/5th with team

## 2022 SEASON HIGHLIGHTS

- Scored a season-high 18 points on 6/12 vs. PHX
- One double-double on the season

## 2021 SEASON HIGHLIGHTS

- Missed the first three games of the season due to overseas commitments (5/15-5/21)
- Three double-doubles (three-consecutive dble-dble (5/25-6/5))

## FUN FACTS

- Has five siblings (three sisters and two brothers), younger brother, Josh, plays in the NFL

		LAST 5 GAMES																
MATCH UP	W/L	MIN	PTS	FGM	FGA	FG%	3PM	3PA	3P%	FTM	FTA	FT%	OR	DR	REB	AST	TOV	STL
6/14 VS. PHX	W	14	8	2	6	33.3	2	4	50.0	2	2	100	0	3	3	2	0	0
6/16 AT NYL	L	19	1	0	6	0.0	0	2	0.0	1	2	50.0	0	4	4	2	1	0
6/19 VS. CON	W	6	2	1	4	25.0	0	1	0.0	0	0	---	0	0	0	1	0	0
6/21 AT LAS	L	24	17	8	17	47.1	1	4	25.0	0	0	---	4	4	8	3	3	1
6/23 AT SEA	L	20	12	4	9	44.4	2	2	100	2	2	100	0	6	6	1	3	0
SEASON AVERAGES		18.9	7.8	3.1	7.7	39.6	0.8	2.3	35.6	0.9	1.4	60.7	1.3	3.4	4.7	2.2	1.8	0.7

## CAREER HIGHS

Minutes..... 43, August 21, 2020 at Dallas  
 Field Goals..... 13, Sept. 10, 2020 at Los Angeles (two times)  
 Field Goal Attempts ..... 23, August 21, 2020 at Dallas  
 Three-Point Field Goals ..... 3, Sept. 12, 2020 at New York (four times)  
 Three-Point Attempts ..... 5, August 30, 2020 vs. Connecticut (three times)  
 Free Throws..... 9, June 5, 2021, vs. Las Vegas  
 Free Throw Attempts..... 10, June 5, 2021, vs. Las Vegas  
 Offensive Rebounds ..... 7, May 27, 2018 vs. Minnesota

Defensive Rebounds ..... 13, August 22, 2021 vs. Seattle  
 Rebounds..... 17, August 22, 2021 vs. Seattle  
 Assists..... 8, May 10, 2022, vs. Las Vegas  
 Steals ..... 4, August 31, 2021 vs. Connecticut  
 Turnovers..... 6, Aug. 13, 2020 vs. Los Angeles  
 Blocked Shots ..... 2, May 10, 2022, vs. Las Vegas (eight times)  
 Points ..... 35, August 21, 2020 at Dallas



#13 RUI MACHIDA

GUARD

AGE: 28

HT: 5-4

WT: 124

FROM: JAPAN

Rookie Season

## 2022 SEASON

- Started two games this season

## FUN FACTS

- Has played for the Fujitsu Red Wave of the Japanese Basketball League since the 2011 season... During the 2021 season, she averaged 10.2 points, 8.2 assists and 4.3 rebounds in 26 games
- Holds the Olympic record for assists in a single game when she totaled 18 assists in Japan's 87-71 win over France on August 6, 2021

		LAST 5 GAMES																
MATCH UP	W/L	MIN	PTS	FGM	FGA	FG%	3PM	3PA	3P%	FTM	FTA	FT%	OR	DR	REB	AST	TOV	STL
6/14 VS. PHX	W	11	0	0	4	0.0	0	1	0.0	0	0	---	1	1	2	1	1	0
6/16 AT NYL	L	10	0	0	2	0.0	0	2	0.0	0	0	---	0	1	1	1	3	0
6/19 VS. CON	W	7	2	1	2	50.0	0	0	---	0	0	---	0	0	0	0	1	0
6/21 AT LAS	L	7	0	0	2	0.0	0	1	0.0	0	0	---	0	0	0	2	3	0
6/23 AT SEA	L	10	0	0	0	---	0	0	---	0	0	---	0	0	0	2	0	0
SEASON AVERAGES		14.4	2.1	0.9	2.9	29.8	0.3	1.2	20.8	0.2	0.2	75.0	0.2	1.3	1.5	2.8	1.4	0.3

## CAREER HIGHS

Minutes..... 31, May 13, 2022 vs. Dallas  
 Field Goals..... 4, May 10, 2022 vs. Las Vegas  
 Field Goal Attempts ..... 8, May 13, 2022 vs. Dallas (two times)  
 Three-Point Field Goals ..... 2, May 13, 2022 vs. Dallas  
 Three-Point Attempts ..... 3, June 5, 2022 at Chicago (three times)  
 Free Throws..... 2, June 8, 2022, vs. Chicago  
 Free Throw Attempts..... 2, June 12, 2022, vs. Phoenix (two times)  
 Offensive Rebounds ..... 1, June 12, 2022, vs. Phoenix (two times)

Defensive Rebounds ..... 4, June 3, 2022 vs. New York (three times)  
 Rebounds..... 4, June 3, 2022 vs. New York (three times)  
 Assists..... 9, June 5, 2022, at Chicago  
 Steals ..... 2, May 31, 2022, at Indiana  
 Turnovers..... 4, May 8, 2022, at Minnesota  
 Blocked Shots ..... 1, June 16, 2022, at New York (two times)  
 Points ..... 9, May 10, 2022 vs. Las Vegas

# WASHINGTON MYSTICS GAME NOTES



**#32 SHATORI WALKER-KIMBOROUGH**

GUARD/FORWARD

AGE: 27

HT: 5-9

WT: 140

FROM: MARYLAND

[@\\_shatori](#)

6th WNBA Season/5th with team

## 2021 SEASON HIGHLIGHTS

- Appeared in 16 games (13 starts) for Washington after signing with the team on July 1, 2021
- Averaged 7.4 points on 51.3 percent shooting, 1.4 rebounds and 1.0 assist in 21.6 minutes per game

## FUN FACTS

- Was a member of the 2019 Mystics Championship Team
- Named to the All-WNBA Rookie Team in 2017

		LAST 5 GAMES																
MATCH UP	W/L	MIN	PTS	FGM	FGA	FG%	3PM	3PA	3P%	FTM	FTA	FT%	OR	DR	REB	AST	TOV	STL
6/14 VS. PHX	W	20	8	3	6	50.0	2	3	66.7	0	0	---	0	2	2	1	1	1
6/16 AT NYL	L	21	8	3	6	50.0	1	3	33.3	1	2	50.0	0	2	2	1	0	2
6/19 VS. CON	W	19	10	2	4	50.0	1	1	100	5	7	71.4	0	1	1	1	0	3
6/21 AT LAS	L	17	8	1	2	50.0	1	2	50.0	5	5	100	0	1	1	0	2	0
6/23 AT SEA	L	20	3	1	4	25.0	1	3	33.3	0	0	---	0	4	4	1	1	0
SEASON AVERAGES		21.1	6.8	2.2	5.9	37.5	0.7	2.2	31.7	1.7	1.8	91.4	0.2	1.9	2.1	1.4	1.2	1.2

## CAREER HIGHS

Minutes.....38, Sept. 3, 2020, Phoenix vs. Indiana  
 Field Goals.....7, Sept. 12, 2021, Washington at Chicago (four times)  
 Field Goal Attempts.....18, Sept. 11, 2020, Phoenix vs. Seattle  
 Three-Point Field Goals.....5, August 14, 2020, Phoenix vs. Atlanta  
 Three-Point Attempts.....7, August 14, 2020, Phoenix vs. Atlanta (two times)  
 Free Throws.....8, Sept. 11, 2020, Phoenix vs. Seattle  
 Free Throw Attempts.....8, Sept. 11, 2020, Phoenix vs. Seattle (three times)  
 Offensive Rebounds.....3, May 25, 2019, Washington at Connecticut

Defensive Rebounds.....5, May 10, 2022, Washington vs. Las Vegas (four times)  
 Rebounds.....8, May 25, 2019, Washington at Connecticut  
 Assists.....5, September 4, 2021, Washington at Minnesota  
 Steals.....6, September 12, 2021, Washington at Chicago  
 Turnovers.....5, June 18, 2019, Washington at Los Angeles  
 Blocked Shots.....3, Sept. 5, 2020, Phoenix vs. New York  
 Points.....24, Sept. 11, 2020, Phoenix vs. Seattle



**#1 ELIZABETH WILLIAMS**

CENTER/FORWARD

AGE: 28

HT: 6-3

WT: 200

FROM: DUKE

[@E\\_Williams\\_1](#)

8th WNBA Season/1st with team

## 2022 SEASON HIGHLIGHTS

- Recorded one double-double on the season
- Totaled six blocks on 5/31 at IND, tying a franchise-high
- Totaled three 10/5 games off the bench

## 2021 SEASON HIGHLIGHTS

- Started in all 32 of the Dream's games.
- Her 41 total blocks led the team and ranked 6th among all players in the league this season.

## FUN FACTS

- WNBA Most Improved Player (2016)
- WNBA All-Defensive Team (2020)

		LAST 5 GAMES																
MATCH UP	W/L	MIN	PTS	FGM	FGA	FG%	3PM	3PA	3P%	FTM	FTA	FT%	OR	DR	REB	AST	TOV	STL
6/14 VS. PHX	W	13	10	4	7	57.1	0	0	---	2	2	100	2	4	6	2	0	0
6/16 AT NYL	L	18	6	3	3	100	0	0	---	0	0	---	1	3	4	0	1	0
6/19 VS. CON	W	24	7	3	5	60.0	0	0	---	1	2	50.0	1	2	3	0	0	1
6/21 AT LAS	L	19	2	1	4	25.0	0	0	---	0	0	---	1	1	2	0	1	1
6/23 AT SEA																		
SEASON AVERAGES		17.4	6.5	2.8	5.7	48.8	0.0	0.0	0.0	0.9	1.7	54.2	1.6	2.8	4.4	0.6	0.7	0.5

## CAREER HIGHS

Minutes.....45, June 22, 2016, Atlanta vs. New York  
 Field Goals.....11, August 7, 2018, Atlanta vs. Las Vegas  
 Field Goal Attempts.....16, July 18, 2016, Atlanta vs. Dallas (four times)  
 Three-Point Field Goals.....1, May 19, 2017, Atlanta at Chicago (two times)  
 Three-Point Attempts.....9, July 31, 2020, Atlanta vs. New York  
 Free Throws.....12, July 31, 2020, Atlanta vs. New York  
 Free Throw Attempts.....8, August 8, 2017, Atlanta vs. Minnesota

Defensive Rebounds.....13, May 31, 2022, Washington at Indiana (two times)  
 Rebounds.....16, September 11, 2016, Atlanta at Phoenix  
 Assists.....6, August 19, 2020, Atlanta vs. Washington (two times)  
 Steals.....4, July 9, 2017, Atlanta vs. Dallas  
 Turnovers.....6, August 4, 2020, Atlanta vs. Phoenix  
 Blocked Shots.....8, September 5, 2019, Atlanta vs. Las Vegas  
 Points.....22, August 7, 2018, Atlanta vs. Las Vegas

# WASHINGTON MYSTICS GAME NOTES

## MYSTICS/OPPONENTS TEAM REGULAR SEASON HIGHS & LOWS

MYSTICS		CATEGORY	OPPONENT	
HIGHS	LOWS		HIGHS	LOWS
89, (vs. LVA, 5/10)	65, (at NYL, 6/16)	POINTS, GAME	94, (vs. DAL, 5/13)	50, (vs. ATL, 5/24)
31, 3-times (last: at DAL, 5/17)-3Q	10, 3-times (last: vs. CON, 6/19)-4Q	POINTS, QUARTER	31, (at CHI, 6/5)	4, (at MIN, 5/8)-2Q
53, (vs. LVA, 5/10)-2H	28, (vs. CON, 6/19)-2H	POINTS, HALF	53, (vs. DAL, 5/13)-2H	23, (at MIN, 5/8)-1H
5, (vs. PHO, 6/12)	5, (vs. PHO, 6/12)	POINTS, OT	14, (vs. PHO, 6/12)	14, (vs. PHO, 6/12)
50, (vs. IND, 5/6)	28, (vs. NYL, 6/3)	POINTS, FIRST HALF	49, (vs. LVA, 5/10)	23, (at MIN, 5/8)
53, (vs. LVA, 5/10)	28, (vs. CON, 6/19)	POINTS, SECOND HALF	55, (at CHI, 6/5)	25, (vs. ATL, 5/24)
34, 2-times (last: at CHI, 6/5)	24, (at NYL, 6/16)	FG MADE	36, 2-times (vs. PHO, 6/12)	19, (at MIN, 6/10)
75, 2-times (vs. PHO, 6/12)	55, (at ATL, 5/20)	FG ATTEMPTED	74, (at IND, 5/31)	56, (vs. ATL, 5/24)
.525, (vs. DAL, 5/13)	.369, (at NYL, 6/16)	FG%	.554, (at CHI, 6/5)	.328, (at MIN, 6/10)
13, (vs. DAL, 5/13)	3, 2-times (last: vs. CHI, 6/8)	3-POINT FG MADE	13, (vs. DAL, 5/13)	4, (vs. ATL, 5/24)
30, 2-times (last: 6/23 at SEA)	16, (vs. CHI, 6/8)	3-POINT FG ATTEMPTED	34, (vs. NYL, 6/3)	14, (at LAS, 6/21)
.520, (vs. DAL, 5/13)	.167, (at ATL, 5/20)	3-POINT FG% (MIN. 10)	.467, (at CON, 5/28)	.190, (vs. ATL, 5/24)
25, (at ATL, 5/20)	6, 2-times (last: at MIN, 6/10)	FT MADE	19, (vs. DAL, 5/13)	5, (vs. IND, 5/6)
34, (vs. PHO, 6/12)	6, (at CHI, 6/5)	FT ATTEMPTED	23, (vs. DAL, 5/13)	8, (vs. ATL, 5/24)
1.000, 2-times (last: at CHI, 6/5)	.638, (at CON, 5/28)	FT%	.944, (vs. NYL, 6/3)	.438, (vs. PHO, 6/14)
14, 2-times (last: at LAS, 6/21)	4, (vs. PHO, 6/14)	OFFENSIVE REBOUNDS	12, (vs. IND, 5/6)	4, 4-times (last: vs. PHO, 6/14)
32, 2-times (last: 6/23 at SEA)	12, (at CON, 5/28)	DEFENSIVE REBOUNDS	33, (at NYL, 6/16)	18, (at ATL, 5/20)
44, (at IND, 5/31)	19, (at CON, 5/28)	TOTAL REBOUNDS	43, (vs. CON, 6/19)	26, (at ATL, 5/20)
24, (at IND, 5/31)	14, (at NYL, 6/16)	ASSISTS	29, (at CHI, 6/5)	12, (vs. ATL, 5/24)
11, 2-times (last: at CON, 5/28)	4, 2-times (last: 6/23 at SEA)	STEALS	11, 2-times (last: at LAS, 6/21)	2, (at MIN, 6/10)
9, (at IND, 5/31)	1, 4-times (last: vs. PHO, 6/12)	BLOCKS	8, (at MIN, 5/8)	1, 3-times (last: at MIN, 6/10)
21, 2-times (last: at CON, 5/28)	7, (at IND, 5/31)	PERSONAL FOULS	28, (vs. PHO, 6/12)	13, 2-times (last: at MIN, 6/10)
20, (vs. PHO, 6/12)	7, (vs. IND, 5/6)	TURNOVERS	23, 2-times (last: at CON, 5/28)	8, (at SEA, 6/23)
35, (at CON, 5/28)	6, (at NYL, 6/16)	POINTS OFF TURNOVERS	26, (vs. DAL, 5/13)	4, (vs. ATL, 5/24)
46, (at CHI, 6/5)	24, (at NYL, 6/16)	POINTS IN PAINT	50, (at CHI, 6/5)	16, (at MIN, 6/10)
18, (vs. PHO, 6/12)	4 (vs. CON, 6/19)	SECOND CHANCE POINTS	19, (vs. IND, 5/6)	4, (at IND, 5/31)
14, (at DAL, 5/17)	2, 2-times (last: vs. CHI, 6/8)	FAST BREAK POINTS	20, (at SEA, 6/23)	2, 2-times (last: vs. NYL, 6/3)
+27, (at MIN, 5/8)	-17, 2-times (last: at CHI, 6/5)	LARGEST LEAD/DEFICIT	+17, 2-times (last: at CHI, 6/5)	-27, (at MIN, 5/8)
+24, (at MIN, 5/8)	-13, (vs. LVA, 5/10)	LARGEST LEAD/DEFICIT AT HALF	+13, (vs. LVA, 5/10)	-24, (at MIN, 5/8)
+20, (vs. ATL, 5/24)	-14, (at SEA, 6/23)	LARGEST VICTORY/DEFEAT	+14, (at SEA, 6/23)	-20, (vs. ATL, 5/24)



# WASHINGTON MYSTICS GAME NOTES

## MYSTICS/OPPONENTS INDIVIDUAL REGULAR SEASON HIGHS & LOWS

MYSTICS	CATEGORY	OPPONENT
28, Ariel Atkins at IND, 5/31/22	POINTS, GAME	27, 3-times (last: Natasha Howard vs. NYL, 6/16/22)
12, 2-times (Myisha Hines-Allen, 6/10/22)	POINTS, QUARTER	19, Arike Ogunbowale vs. DAL, 5/13/22
21, Ariel Atkins at IND, 5/31/22	POINTS, HALF	19, 2-times (Rhyne Howard at ATL, 5/20/22)
3, Myisha Hines-Allen vs. PHO, 6/12/22	POINTS, OT	7, Shey Peddy vs. PHO, 6/12/22
9, 2-times (last: Ariel Atkins at IND, 5/31/22)	FG MADE	13, Natasha Howard vs. NYL, 6/16/22
18, Ariel Atkins at SEA, 6/23/22	FG ATTEMPTED	21, Diamond DeShields vs. PHO, 6/14/22
.818, Shakira Austin at DAL, 5/17/22	FG % (MIN. 10 FGA)	.765, Natasha Howard vs. NYL, 6/16/22
4, 6-times (last: Atkins at IND, 5/31/22)	3-POINT FG MADE	6, 2-times (last: Jewell Loyd at SEA, 6/23/22)
10, Ariel Atkins at SEA, 6/23/22	3-POINT FG ATTEMPTED	12, Arike Ogunbowale vs. DAL, 5/13/22
.800, Ariel Atkins vs. DAL, 5/13/22	3-POINT FG% (MIN. 5 3PA)	.750, Jewell Loyd at SEA, 6/23/22
9, Natasha Cloud at ATL, 5/20/22	FT MADE	9, Skylar Diggins-Smith vs. PHO, 6/12/22
10, Natasha Cloud at ATL, 5/20/22	FT ATTEMPTED	11, 3-times (last: Diggins-Smith vs. PHO, 6/12/22)
1.000, 4-times (last: Ariel Atkins at LAS, 6/21/22)	FT% (MIN. 5 FTA)	1.000, 4-times (last: Ionescu vs. NYL, 6/3/22)
4, 7-times (last: Austin at SEA, 6/23/22)	OFFENSIVE REBOUNDS	6, Jonquel Jones vs. CON, 6/19/22
13, Elizabeth Williams at IND, 5/31/22	DEFENSIVE REBOUNDS	12, 3-times (last: Shepard at MIN, 6/10/22)
15, Elizabeth Williams at IND, 5/31/22	TOTAL REBOUNDS	16, Jonquel Jones vs. CON, 6/19/22
13, Natasha Cloud at LAS, 6/21/22	ASSISTS	10, 2-times (last: Candace Parker vs. CHI, 5/22/22)
3, 12-times (last: Atkins, Cloud at LAS, 6/21/22)	STEALS	5, Emma Meesseman at CHI, 6/5/22
6, Elizabeth Williams at IND, 5/31/22	BLOCKS	4, A'ja Wilson vs. LVA, 5/10/22
6, 2-times (last: Myisha Hines-Allen, 6/12/22)	TURNOVERS	7, 2-times (last: Thomas at CON, 5/28/22)
39, Natasha Cloud vs. PHO, 6/12/22	MINUTES	43, Brianna Turner vs. PHO, 6/12/22

# WASHINGTON MYSTICS GAME NOTES

## LAST TIME...

### INDIVIDUAL

MYSTICS		OPPONENTS
30-39 points:	31, Tina Charles (9/12/21 at Chicago)	31, Jonquel Jones (8/31/21 vs. Connecticut)
40+ points:		47, Lauren Jackson (7/24/07 vs. Seattle)
15-19 rebounds:	15, Elizabeth Williams (5/31/22 at Indiana)	16, Jonquel Jones (6/19/22 vs. Connecticut)
20+ rebounds:	20, Krystal Thomas (8/4/17 at San Antonio)	22, Jonquel Jones (8/29/17 vs. Connecticut)
10+ offensive rebounds:		10, Sylvia Fowles (7/10/13 at Chicago)
15+ defensive rebounds:	15, Krystal Thomas (8/4/17 at San Antonio)	16, Jonquel Jones (8/29/17 vs. Connecticut)
5+ blocks:	6, Elizabeth Williams (5/31/22 at Indiana)	5, Breanna Stewart (8/22/21 vs. Seattle)
10+ blocks:		
10+ assists:	13, Natasha Cloud (6/21/22 at Los Angeles)	10, Candace Parker (5/22/22 vs. Chicago)
15+ assists:		15, Courtney Vandersloot (7/10/21 at Chicago)
10+ field goals made:	10, Tina Charles (9/12/21 at Chicago)	13, Natasha Howard (6/16/22 at New York)
15+ field goal made:		15, Brittney Griner (8/7/18 at Phoenix)
25+ field goal attempted:	28, Tina Charles (9/10/21 vs. Atlanta)	25, Brittney Griner (8/7/18 at Phoenix)
6+ three-pointers made:	6, Leilani Mitchell (6/24/21 at Los Angeles)	6, Jewell Loyd (6/23/22 at Seattle)
8+ three pointers made:		8, Leilani Mitchell (7/30/19 vs. Phoenix)
15+ free throws made:	16, Monique Currie (7/25/14 vs. Tulsa)	15, Katie Douglas (7/28/09 at Indiana)
15+ free throws attempted:	15, Tayler Hill (5/18/16 vs. Dallas)	17, Liz Cambage (7/19/18 at Dallas)
10+ turnovers:	11, Crystal Langhorne (6/26/11 vs. Tulsa)	
Triple-double:		Candace Parker (5/22/22 vs. Chicago)
Four-point play:	Ariel Atkins (6/21/22 at Los Angeles)	Skylar Diggins-Smith (6/12/22 vs. Phoenix)
20/20 game (points/rebounds):	Chamique Holdsclaw, 22/24 (5/23/03 at Charlotte)	
Win/lose at buzzer:	Natasha Cloud (8/18/18 vs. Los Angeles)	

### TEAM

MYSTICS		THIS SEASON	OPPONENTS	THIS SEASON
Scored 100+ points:	101, 5/21/21 vs. New York		105, 9/7/21 at Seattle	
Shot 60 percent or better from field:	.608 (45/74), 9/7/16 vs. Chicago		.603 (41/68), 7/11/18 vs. Atlanta	
Shot 90 percent from free-throw line:	.923, 6/14/22 vs. Phoenix	4	.917, 6/23/22 at Seattle	3
Had 2 25+ scorers:	Leilani Mitchell, 26 & Tina Charles, 25, 6/24/21 at Los Angeles		Betnijah Laney, 27 & Chennedy Carter, 26, 9/13/20 at Atlanta	
All starters score in double figures:	5/8/22 at Minnesota	1	5/13/22 vs. Dallas	1
Had a 20+ scoring run:				
Bench outscored starters:	6/5/22 at Chicago	2	6/24/21 at Los Angeles	
30+ assists:	30, 8/25/19 vs. New York		31, 7/11/18 vs. Atlanta	
50+ rebounds:	52, 6/1/14 vs. Los Angeles (3OT)		52, 6/29/21 vs. Connecticut	
Played in OT:	6/12/22 vs. Phoenix	1		
Played in double OT:	6/14/16 at Connecticut (W, 109-106)			
Played in triple OT:	6/14/16 at Connecticut (W, 109-106)			
Had five-game winning streak:	9, 8/25/19 – 7/30/20			
Had 10-game winning streak:				
Had five-game losing streak:	5, 8/21/20 – 9/2/20			
Had 10-game losing streak:	13, 8/21/12 – 9/22/12			
Won five in a row at home:	10, 7/21/19 -			
Lost five in a row at home:	5, 5/14/16 – 6/11/16			
Won five in a row on road:				
Lost five in a row on road:	5, 8/15/21 – 9/7/21			
Won by 20-29 points:	20, 70-50, 5/24/22 vs. Atlanta			
Won by 30+ points:	39, 107-68, 8/18/19 vs. Indiana			
Lost by 20-29 points:	23, 101-78, 6/13/21, at Atlanta			
Lost by 30+ points:	34, 105-71, 9/7/21 at Seattle			

# WASHINGTON MYSTICS GAME NOTES

## 2021 STARTING LINEUP COMBINATIONS

(Most recent lineup bold and highlighted)

PG	SG	SF	PF	C	W-L	PCT.
Cloud	Atkins	Walker-Kimbrough	Hines-Allen	Delle Donne	1-0	1.000
Cloud	Atkins	Walker-Kimbrough	Hines-Allen	Austin	1-0	1.000
Machida	Atkins	Walker-Kimbrough	Hines-Allen	Delle Donne	1-0	1.000
Machida	Atkins	Clark	Hines-Allen	Delle Donne	0-1	.000
Cloud	Atkins	Clark	Hines-Allen	Delle Donne	1-0	1.000
Cloud	Atkins	Clark	Hines-Allen	Austin	2-4	.333
Cloud	Atkins	Burke	Delle Donne	Austin	1-2	.333
<b>Cloud</b>	<b>Atkins</b>	<b>Clark</b>	<b>Delle Donne</b>	<b>Austin</b>	<b>4-1</b>	<b>.800</b>
Cloud	Atkins	Burke	Hines-Allen	Austin	0-1	.000

## RECORD WHEN IN STARTING LINEUP

PLAYER	RECORD	PCT.	PLAYER	RECORD	PCT.
Atkins	11-9	.550	Hines-Allen	6-6	.500
Austin	8-8	.500	Machida	1-1	.500
Benzan			Walker-Kimbrough	3-0	1.000
Burke	1-3	.250	Williams		
Clark	7-6	.538			
Cloud	10-8	.556			
Delle Donne	8-4	.667			
Hawkins					

## RECORD BY DAY/MONTH

DAY	HOME	AWAY	OVR (PCT.)
Tuesday	3-0	2-1	5-1 (.833)
Wednesday	1-0		1-0 (1.000)
Thursday		0-2	0-2 (.000)
Friday	1-2	2-0	3-2 (.600)
Saturday		0-1	0-1 (.000)
Sunday	1-2	1-1	2-3 (.400)

MONTH	HOME	AWAY	OVR (PCT.)
May	3-2	4-1	7-3 (.700)
June	3-2	1-4	4-6 (.400)
July			
August			
September			

## WIN-LOSS MARGIN

MARGIN	1	2	3	4	5	6	7	8	9	10	11	12	13	14	15	16	17	18	19	20+
Games Won By	1				1			1				2	1	1		1	1	1		1
Games Lost By	1		1					2	3			1		1						

# WASHINGTON MYSTICS GAME NOTES

## OFFENSIVE LEADERS

PLAYER	10+ PTS	20+ PTS	30+ PTS	40+ PTS	10+ REB	15+ REB	10+ AST	DOUBLE-DOUBLE	TRIPLE-DOUBLE	HIGH PTS	HIGH REBS	HIGH ASTS
Ariel Atkins	18	3								7	2	2
Shakira Austin	7	1			3			2		2	11	
Katie Benzan	1											
Kennedy Burke	3									1		
Alysha Clark	6											
Natasha Cloud	9						3	1		2		16
Elena Delle Donne	10	3								6	3	
Tianna Hawkins	4	1								1		1
Myisha Hines-Allen	7				1			1		2	4	
Stephanie Jones												
Rui Machida												2
Shatori Walker-Kimbrough	4											
Elizabeth Williams	4				1			1			1	

() With the Mystics

# WASHINGTON MYSTICS GAME NOTES

## MISCELLANEOUS STATS

### 10+ POINT GAMES

Ariel Atkins.....	18
Shakira Austin .....	7
Katie Benzan .....	1
Kennedy Burke.....	3
Alysha Clark.....	6
Natasha Cloud.....	9
Elena Delle Donne.....	10
Tianna Hawkins.....	4
Myisha Hines-Allen .....	7
Shatori Walker-Kimbrough .....	4
Elizabeth Williams.....	4
.....	
MYSTICS .....	74
OPPONENTS .....	72

### 20+ POINT GAMES

Atkins .....	4
Austin .....	1
Delle Donne .....	3
Hawkins.....	1
.....	
MYSTICS .....	9
OPPONENTS .....	11

### 30+ POINT GAMES

.....	
MYSTICS .....	
OPPONENTS .....	

### DOUBLE-DOUBLES

Austin .....	2
Cloud.....	1
Hines-Allen.....	1
Williams .....	1
.....	
MYSTICS .....	5
OPPONENTS .....	8

### TRIPLE-DOUBLES

.....	
MYSTICS .....	
OPPONENTS .....	1

### 10+ ASSIST GAMES

Cloud.....	3
.....	
MYSTICS .....	3
OPPONENTS .....	2

### 10+ REBOUND GAMES

Austin .....	3
Hines-Allen.....	1
Williams .....	1
.....	
MYSTICS .....	5
OPPONENTS .....	12

### 10+ TURNOVER GAMES

.....	
MYSTICS .....	
OPPONENTS .....	

### 20+ POINT/ 10+ ASSIST GAMES

MYSTICS .....	
OPPONENTS .....	

### 20+ POINT/ 15+ REBOUND GAMES

.....	
MYSTICS .....	
OPPONENTS .....	

### 30+ POINT/ 10+ ASSIST GAMES

.....	
MYSTICS .....	
OPPONENTS .....	

### 30+ POINT/ 15+ REBOUND GAMES

.....	
MYSTICS .....	
OPPONENTS .....	

### FOUL OUTS

Atkins .....	2
.....	
MYSTICS .....	2
OPPONENTS .....	2

### TECHNICAL FOULS

Austin .....	2
Cloud .....	3
Hines-Allen.....	1
Thibault .....	2
Walker-Kimbrough.....	1
.....	
MYSTICS .....	9
OPPONENTS .....	6

### EJECTIONS

Hines-Allen.....	1
.....	
MYSTICS .....	1
OPPONENTS .....	

### 4-POINT PLAY

Atkins .....	1
.....	
MYSTICS .....	1
OPPONENTS .....	1



# WASHINGTON MYSTICS GAME NOTES

## MYSTICS RECORDS WHEN...

### BY DAY

On Monday .....	0-0
On Tuesday .....	5-1
On Wednesday .....	1-0
On Thursday .....	0-2
On Friday .....	3-2
On Saturday .....	0-1
On Sunday .....	2-3

### BY QUARTER NUMBERS

Leading after 1Q .....	8-3
Trailing after 1Q .....	3-6
Tied after 1Q .....	0-0
Leading at half .....	8-3
Trailing at half .....	2-6
Tied at half .....	1-0
Leading after three quarters .....	10-1
Trailing after three quarters .....	1-8
Tied after three quarters .....	0-0

### BY REBOUNDS

Out-rebounding its opponents .....	8-6
Out-rebounded by the opponents .....	3-3
Tied in rebounds (game) .....	0-0

### GAMES IN OVERTIME

Home .....	0-0
Road .....	0-0

### POINTS IN THE PAINT

Scored more pts. in the paint .....	10-4
Outscored in points in the paint .....	1-4
Tied in points in the paint .....	0-1

### FIELD GOAL ATTEMPTS

Attempting more field goals than the opponent .....	7-7
Attempting fewer field goals than the opponent .....	4-2
Attempting the same number of field goals .....	0-0

### 3-POINT FIELD GOAL ATTEMPTS

Attempting more three-point field goals than the opponent .....	6-5
Attempting fewer three-point field goals than the opponent .....	4-4
Attempting the same number of three-pointers .....	1-0

### FREE-THROW ATTEMPTS

Attempting more free throws than the opponent .....	5-3
Attempting fewer free throws than the opponent .....	6-5
Attempting the same number of free throws .....	0-1

### BY POINTS SCORED

Scoring 59 points or less .....	0-0
Scoring 60-69 points .....	0-1
Scoring 70-79 points .....	5-4
Scoring 80-89 points .....	6-3
Scoring 90-99 points .....	0-1
Scoring 100+ points .....	0-0
Record .....	11-9

### BY SHOOTING PERCENTAGES

Shooting 50% or better (FG) .....	1-1
Shooting less than 50% (FG) .....	10-8
Shooting 40% or better (3FG) .....	1-4
Shooting less than 40% (3FG) .....	10-5
Shooting 80% or better (FT) .....	7-3
Shooting less than 80% (FT) .....	4-6

### MORE REBOUNDING NUMBERS

Recording 15 or more offensive rebounds .....	0-0
Recording between 10 and 14 off. rebs .....	2-5
Recording nine or fewer off. rebs .....	9-4

### BY TURNOVERS

Recording fewer TOs than the opponent .....	9-2
Recording more TOs than the opponent .....	2-5
Tied in turnovers .....	0-2

### SECOND CHANCE POINTS

Scoring more second chance points .....	8-4
Outscored in second chance points .....	3-4
Tied in second chance points .....	0-1

### BY OPPONENTS POINTS SCORED

Opp. Scores 59 points or less .....	2-0
Opp. Scoring 60-69 points .....	4-0
Opp. Scoring 70-79 points .....	4-3
Opp. Scoring 80-89 points .....	1-3
Opp. Scoring 90-99 points .....	0-3
Opp. Scoring 100+ points .....	0-0
Record .....	11-9

### BY OPPONENT SHOOTING PERCENTAGES

Opp. shoots 50% or better (FG) .....	0-3
Opp. shoots less than 50% (FG) .....	11-6
Opp. shoots 40% or better (3FG) .....	1-5
Opp. shoots less than 40% (3FG) .....	10-4
Opp. shoots 80% or better (FT) .....	2-5
Opp. shoots less than 80% (FT) .....	9-4

### BY ASSISTS

Out-assisting its opponent .....	10-4
Out-assisted by its opponent .....	1-3
Same number of assists as opponent .....	0-2
Record 25 or more assists .....	0-0

### POINTS OFF TURNOVERS

Scoring more points off turnovers than the opponent .....	8-4
Scoring less points off turnovers than the opponent .....	3-5
Scoring the same points off turnovers .....	0-0

### BENCH SCORING

When the Mystics bench outscore opponents bench .....	4-5
When the opponents bench outscore the Mystics bench .....	6-3
When the Mystics bench and opponents bench are tied in points .....	1-1

### MULTIPLE PLAYER STATS

When three or more players score 15-or-more points .....	2-1
When two or more players record 10-or-more rebounds .....	0-0

### PRE/POST OLYMPIC BREAK

Pre-All-Star:	Home: 6-4	Away: 5-5	Overall: 11-9
Post-Olympics:	Home: 0-0	Away: 0-0	Overall: 0-0

### PLAYER TID-BITS

When Elena Delle Donne leads the Mystics in scoring .....	4-2
When Natasha Cloud leads the Mystics in scoring .....	0-2
When Ariel Atkins leads the Mystics in scoring .....	4-3
When Myisha Hines-Allen leads the Mystics in scoring .....	1-1
When all five starters score in double-figures .....	1-0
When Natasha Cloud leads the Mystics in assists .....	9-7

When Myisha Hines-Allen leads the team in rebounds .....	1-3
When Myisha Hines-Allen records a double-double .....	0-1
When Elena Delle Donne leads the team in rebounds .....	1-2
When Elena Delle Donne records a double-double .....	0-0
When Shakira Austin leads the team in rebounds .....	7-4
When Shakira Austin records a double-double .....	2-0

### REGULAR SEASON BY CONFERENCE / DIVISION

<b>vs. EAST (6-5)</b>	<b>vs. WEST: (5-4)</b>
vs. Atlanta .....	2-0
vs. Chicago .....	1-2
vs. Connecticut .....	1-1
vs. Indiana .....	2-0
vs. New York .....	0-2
vs. Dallas .....	1-1
vs. Las Vegas .....	1-0
vs. Los Angeles .....	0-1
vs. Minnesota .....	2-0
vs. Phoenix .....	1-1
vs. Seattle .....	0-1

# WASHINGTON MYSTICS GAME NOTES

## MISCELLANEOUS SCORING BREAKDOWN

DATE	OPP	W/L	GM	Washington Mystics (Highs Highlighted)						Opponents (Lows Highlighted)					
				Bench Pts	Largest Deficit	In The Paint	Second Chance	Fast Break	Pts off Turnovers	Bench Pts	Largest Deficit	In The Paint	Second Chance	Fast Break	Pts off Turnovers
6-May Indiana	H	W	1	12	4	42	9	4	20	18	21	38	19	6	6
8-May Minnesota	A	W	2	5	2	32	16	11	20	25	27	28	13	7	19
10-May Las Vegas	H	W	3	27	15	36	9	8	19	13	17	28	6	2	8
13-May Dallas	H	L	4	25	17	32	9	5	13	9	15	26	8	16	26
17-May Dallas	A	W	5	47	13	42	10	14	16	3	21	28	8	19	14
20-May Atlanta	A	W	6	25	10	28	8	6	14	10	8	30	6	4	20
22-May Chicago	H	L	7	11	14	30	16	5	16	29	8	40	10	4	15
24-May Atlanta	H	W	8	19	2	26	6	2	20	23	24	22	9	4	4
28-May Connecticut	A	L	9	27	9	36	6	10	35	20	7	30	15	7	10
31-May Indiana	A	W	10	16	11	40	8	13	15	17	15	34	4	6	12
3-Jun New York	H	L	11	12	8	40	9	4	11	15	5	24	12	2	16
5-Jun Chicago	A	L	12	47	17	46	9	8	17	35	2	50	9	12	19
8-Jun Chicago	H	W	13	20	4	42	17	2	17	30	17	32	14	15	19
10-Jun Minnesota	A	W	14	25	0	36	12	5	18	26	19	16	6	8	11
12-Jun Phoenix	H	L	15	24	9	34	18	5	15	18	7	30	7	7	21
14-Jun Phoenix	H	W	16	30	4	32	6	4	14	5	18	20	5	13	16
16-Jun New York	A	L	17	23	14	24	10	5	6	23	4	44	9	12	14
19-Jun Connecticut	H	W	18	21	2	28	4	5	14	21	22	20	7	6	11
21-Jun Los Angeles	A	L	19	19	16	30	13	8	24	28	5	36	18	16	23
23-Jun Seattle	A	L	20	18	14	28	17	4	10	9	4	28	7	20	16
25-Jun Las Vegas	A		21												
28-Jun Atlanta	H		22												
3-Jul Connecticut	A		23												
6-Jul Atlanta	A		24												
12-Jul Los Angeles	A		25												
14-Jul Phoenix	A		26												
17-Jul Minnesota	H		27												
21-Jul New York	H		28												
28-Jul Dallas	A		29												
30-Jul Seattle	H		30												
31-Jul Seattle	H		31												
2-Aug Las Vegas	H		32												
5-Aug Chicago	A		33												
7-Aug Los Angeles	H		34												
12-Aug Indiana	A		35												
14-Aug Indiana	H		36												
				Bench Pts	Largest Deficit	In The Paint	Second Chance	Fast Break	Pts off Turnovers	Bench Pts	Largest Deficit	In The Paint	Second Chance	Fast Break	Pts off Turnovers
TOTALS				453	-	684	212	128	334	377	-	604	192	186	300
AVERAGE				22.7	-	34.2	10.6	6.4	16.7	18.9	-	30.2	9.6	9.3	15.0

# WASHINGTON MYSTICS GAME NOTES

[illegible]

# WASHINGTON MYSTICS GAME NOTES

## GAMES MISSED

PLAYER	DNP-CD	Inactive/DNP-Injury/Illness	NWT-Personal	NWT-Injury/Illness	SUSPENSION
Shakira Austin					
Katie Benzan					
Kennedy Burke			4		
Alysha Clark		5		2	
Natasha Cloud		2			
Elena Delle Donne		8			
Tianna Hawkins	2		1		
Myisha Hines-Allen					
Stephanie Jones					
Rui Machida					
Shatori Walker-Kimbrough	1				
Elizabeth Williams			6		
<b>TOTAL</b>	<b>3</b>	<b>15</b>	<b>11</b>	<b>2</b>	

PLAYER	REASON	GAMES MISSED
Kennedy Burke	Overseas Commitment	4 (5/6/22-5/12/22)
Alysha Clark	Injury/Illness – Right foot NWT – Health and Safety Protocols Injury/Illness – Conditioning	4 (5/6/22-5/10/22, 5/22/22) 2 (5/28/22, 5/31/22) 1 (6/3/22)
Natasha Cloud	Health and Safety Protocols	2 (5/10/22-5/12/22)
Elena Delle Donne	Injury/Illness – Back NWT - Rest	4 (5/8/22, 5/20/22, 5/28/22, 6/12/22) 4 (6/5/22, 6/10/22, 6/16/22, 6/21/22)
Tianna Hawkins	DNP – Coach's Decision NWT – Personal	2 (5/31/22-6/3/22) 1 (5/8/22)
Shatori Walker-Kimbrough	DNP – Coach's Decision	1 (6/8/22)
Elizabeth Williams	Overseas Commitment NWT - Personal	5 (5/6/22-5/17/22) 1 (6/23/22)

# WASHINGTON MYSTICS GAME NOTES

## 2022 TRANSACTIONS

DATE	TRANSACTION
May 6, 2022.....	Signed forward Stephanie Jones to a hardship contract after being granted an exception from the WNBA; claimed guard/forward Kennedy Burke off waivers from Seattle; waived guard Katie Benzan
May 8, 2022.....	Signed guard Katie Benzan to a hardship contract
May 13, 2022.....	Released forward Stephanie Jones
May 16, 2022.....	Released guard Katie Benzan